



City Hall Council Chamber
1515 Sixth Street, Coachella, California
(760) 398-3502 ♦ www.coachella.org

AGENDA

CITY COUNCIL CLOSED SESSION AND REGULAR MEETING OF THE CITY OF COACHELLA

THE COUNCIL SITTING AS THE COACHELLA SANITARY DISTRICT,
COACHELLA FIRE PROTECTION DISTRICT, COACHELLA FINANCING AUTHORITY,
COACHELLA EDUCATIONAL AND GOVERNMENTAL ACCESS CABLE CHANNEL CORPORATION,
COACHELLA WATER AUTHORITY, AND SUCCESSOR AGENCY TO THE COACHELLA REDEVELOPMENT AGENCY

July 27, 2022

5:00 PM Closed Session

6:00 PM Regular Meeting

Pursuant to Assembly Bill 361,
along with the Governor’s State of Emergency Declaration issued on March 4, 2020,
this meeting may be conducted via teleconference.

This meeting’s options will be either in-person or via Zoom:

<p>In-Person Meeting Location:</p>	<p>If you would like to attend the meeting via Zoom, here is the link:</p> <p>https://us02web.zoom.us/j/88457271898?pwd=REdzU1NoQmpVSFhWTDVaZ0VCekYxdz09 Or One tap mobile : 16699006833,,88457271898#,,, *606140# Or Telephone: US: +1 669 900 6833 Webinar ID: 884 5727 1898 Passcode: 606140</p> <p>Spanish: El idioma español está disponible en Zoom seleccionado la opción en la parte de abajo de la pantalla</p>
<p>Coachella City Hall Council Chamber 1515 Sixth Street Coachella, CA</p>	

- Public comments may be received **either in person, via email, telephonically, or via Zoom** with a limit of **250 words, or three minutes:**
 - **In Real Time:**
If participating in real time via Zoom or phone, during the Public Comment Period, use the “**raise hand**” function on your computer, or when using a phone, participants can raise their hand by pressing *9 on the keypad.
 - **In Writing:**
Written comments may be submitted to the City Council electronically via email to cityclerk@coachella.org. Transmittal **prior to the start** of the meeting is required. All written comments received will be forwarded to the City Council and entered into the record.
 - If you wish, you may leave a message at (760) 262-6240 before 5:30 p.m. on the day of the meeting.

- The **live stream** of the meeting may be **viewed online** by accessing the city's website at www.coachella.org, and clicking on the "Watch Council Meetings" tab located on the home page, and then clicking on the "live" button.

CALL TO ORDER: - 5:00 P.M.

ROLL CALL:

VIRTUAL PUBLIC MEETINGS:

1. Resolution No. 2022-76 a Resolution to Continue Fully or Partially Virtual Public Meetings (AB 361)

APPROVAL OF AGENDA:

“At this time the Council/ Board/Corporation/Authority may announce any items being pulled from the Agenda or continued to another date or request the moving of an item on the agenda.”

PUBLIC COMMENTS (CLOSED SESSION ITEMS):

ADJOURN TO CLOSED SESSION:

2. CONFERENCE WITH REAL PROPERTY NEGOTIATORS
Property: 763-412-040
City Negotiator: City Manager and City Attorney
Under Negotiation: Price and Terms

RECONVENE REGULAR MEETING: - 6:00 P.M.

PLEDGE OF ALLEGIANCE:

CLOSED SESSION ANNOUNCEMENTS:

PROCLAMATIONS/PRESENTATIONS:

3. Blue Zones Assessment Presentation from the Riverside University Health System
4. Congratulating Borrego Health on the Opening of Their New Coachella Valley Community Health Center in Coachella
5. Presentation on Coronavirus (COVID-19) Response Efforts

WRITTEN COMMUNICATIONS:

CONSENT CALENDAR:

(It is recommended that Consent Items be acted upon simultaneously unless separate discussion and/or action is requested by a Council Member or member of the audience.)

6. Regular Meeting Minutes of July 13, 2022, of the City Council, Coachella Fire Protection District, Coachella Sanitary District, Coachella Financing Authority, Coachella Educational and Governmental

Access Cable Corporation, Coachella Water Authority, and Successor Agency to the Coachella Redevelopment Agency.

7. Voucher Listing — EFT's/Utility Billing Refunds/FY 2021-22 and 2022-23 Expenditures as of July 27, 2022, \$2,206,669.66.
8. Adopt Ordinance No. 1195 (Zoning Ordinance Amendment No. 22-03) Cannabis Business Streamline Code Amendments to amend Coachella Municipal Code Title 5 and 17 regarding cannabis business zoning and operation in the City. City-Initiated (*Second Reading*).
9. Quarterly Reports - Fourth Quarter FY 2021-2022

NEW BUSINESS CALENDAR (LEGISLATIVE AND ADMINISTRATIVE):

10. Adopt an Annual Budget And Organizational Structure for Fiscal Year 2022-23:
 - a) Resolution No. 2022-47, a Resolution of the City Council of the City of Coachella, California
 - b) Resolution No. WA-2022-04, a Resolution of the Board of Directors of the Coachella Water Authority
 - c) Resolution No. SD-2022-03, a Resolution of the Board of Directors of the Coachella Sanitary District
 - d) Resolution No. FD-2022-03, a Resolution of the Board of Directors of the Coachella Fire Protection District
 - e) Resolution No. CBL-2022-02, a Resolution of the Board of Directors of the Coachella Educational and Governmental Access Cable Channel Corporation
11. Resolution No. 2022-80, American Rescue Plan Act (ARPA) State and Local Fiscal Recovery Fund (SLFRF) Allocation Agreement for Coachella UBI
12. Resolution No. 2022-81 approving an Agreement for Exchange of Real Property and Joint Escrow Instructions between the City of Coachella and Imperial Irrigation District to convey fee title of an approximately 3.37-acre electrical substation site located at 86-351 Avenue 52 (APN: 763-131-002) and convey a 30-foot public utility right-of-way over an abutting parcel (APN: 763-131-001), in exchange for an approximately 1.73-acre vacant parcel of land located at the southwest corner of 9th Street and Shady Lane (APN: 778-120-001).

PUBLIC HEARING CALENDAR (QUASI-JUDICIAL):

13. Community Facilities District (CFD No. 2005-01) Annexation 34 – Villa Verde Apartments (*Continued from July 13, 2022*)
 - a) Adopt Resolution No. 2022-69 Determining the Validity of Prior Proceedings relating to Annexation of Property (Annexation No. 34) in the City of Coachella CFD No. 2005-01 (Law Enforcement, Fire and Paramedic Services).
 - b) Adopt Resolution No. 2022-70 on Behalf of CFD No. 2005-01 Calling a Special Election within Annexation Area No. 34 (Villa Verde Apartment project – APN 768-250-002 and 768-300-001).

- c) Adopt Resolution No. 2022-71 Canvassing The Results of The Election Held Within CFD No. 2005-01 (Area No. 34)
- d) Introduce Ordinance No. 1197 on Behalf of CFD No. 2005-01 Authorizing the Levy of a Special Tax within Annexation Area No. 34 Annexed to Said District (*First Reading*)

14. Adopt Resolution No. 2022-74 approving the Fourth Amendment to the Integrated Solid Waste Management Services, between Burrtec Waste and Recycling Services LLC and the City of Coachella, and adopting rates for solid waste collection services.

15. Adopt Resolution No. 2022-75 authorizing the collection of residential solid waste rates for fiscal year 2022/2023 through the County of Riverside Tax Roll, at the same time and manner as general taxes.

16. Urban Employment Center General Plan Amendment:

- a) Resolution No. 2022-78, Addendum to the Coachella General Plan Update EIR; and
- b) General Plan Amendment No. 22-01 to change the land use designation of an existing 7.8-acre vacant site from “Industrial District” to “Urban Employment Center” located near the southwest corner of Avenue 52 and Industrial Way.
- c) Ordinance No. 1198 Change of Zone No. 22-02 to change the zoning designation of the 7.8-acre vacant site from “Heavy Industrial” to “Urban Employment Center” located near the southwest corner of Avenue 52 and Industrial Way. City-Initiated. (*First Reading*)

17. Rancho Escondido Event Venue:

Adopt Resolution No. 2022-79 approving Entertainment Permit No. 22-02 for the Rancho Escondido Event Venue, an outdoor entertainment venue located on an 8.6-acre site at 85321 Avenue 44 (APN# 696-520-014). Applicant: Leonel Lopez and Margarita Lopez

18. Adopt Resolution No. SD-2022-04 Authorizing the Collection of Residential Sanitary Sewer Rates for Fiscal Year 2022/2023 Through the County of Riverside Tax Roll

PUBLIC COMMENTS (NON-AGENDA ITEMS):

The public may address the City Council/Board/Corporation/ Authority on any item of interest to the public that is not on the agenda but is in the subject matter jurisdiction thereof. Please limit your comments to three (3) minutes.

REPORTS AND REQUESTS:

Council Comments/Report of Miscellaneous Committees.

City Manager’s Comments.

ADJOURNMENT:

Complete Agenda Packets are available for public inspection on the City’s website www.coachella.org.

THIS MEETING IS ACCESSIBLE TO PERSONS WITH DISABILITIES



STAFF REPORT
7/27/2022

TO: Honorable Mayor and City Council Members

FROM: Dr. Gabriel Martin, City Manager
Best Best & Krieger, LLP, City Attorney

SUBJECT: Resolution No. 2022-76 a Resolution to Continue Fully or Partially Virtual Public Meetings (AB 361)

STAFF RECOMMENDATION:

It is recommended that the City Council adopt Resolution No. 2022-76 to continue fully or partially virtual public meetings.

BACKGROUND:

The Brown Act generally allows for teleconference or virtual meetings, provided that the physical locations of the council members joining by teleconference are posted on the agenda, that those locations are open to the public and that a quorum of the council members is located within the City. Newly enacted AB 361 provides an exception to these procedures in order to allow for fully virtual meetings during proclaimed emergencies, including the COVID-19 pandemic.

In March of 2020, Governor Newsom issued Executive Order N-29-20, which suspended portions of the Brown Act relating to teleconferencing, enabling fully virtual meetings without having to post the location of the council members attending virtually. Many cities and other public agencies have been holding public meeting using virtual platforms since this time. In June of 2021, Governor Newsom issued Executive Order N-08-21, which provided that the exceptions contained in EO N-29-20 would sunset on September 30, 2021.

On September 10, 2021, the Legislature adopted AB 361, which allows public agencies to hold fully virtual meetings under certain circumstances. Governor Newsom signed the bill into law on September 16, 2021. Because it contained an urgency provision, it took immediate effect. The Governor then suspended AB 361 until October 2, allowing a transition period from the prior Executive Order.

Under AB 361, cities can hold meetings without a public meeting space and without providing notice of the council members' teleconference locations if there is a Governor-proclaimed state of emergency and either state or local officials are imposing or recommending measures to promote social distancing or the City Council determines that meeting in person will be unsafe for attendees. If the virtual meeting is due to social distancing recommendations, the City Council does not have

to make any findings at its first meeting under AB 361. However, to continue meeting virtually, the City Council must find that state or local officials still at least recommend measure to promote social distancing. The findings must be made within 30 days of the first meeting and every thirty days thereafter.

DISCUSSION/ANALYSIS:

On March 4th, 2020, the Governor proclaimed a state of emergency due to the COVID-19 pandemic. The state of emergency remains in effect as of the publication of this report.

Virtual meetings are currently allowed under AB 361 because state and local officials are continuing to recommend measures to promote social distancing. In the case of the pandemic, the requisite standards for holding virtual meetings are low. The City Council would only have to find that any state or local official is recommending measures to promote social distancing. Under the plain language of the statute, there does not have to be an order requiring social distancing, and the recommendation only needs to come from a state or local official. Nothing in the bill requires that the recommendation be a formal recommendation of a local health officer or in any sort of formal guideline.

Under AB 361, the “local agency” – which the Brown Act defines as the City, not the City Council - may utilize virtual meetings if the “legislative body” makes the required findings. As defined in the Brown Act, a “legislative body” includes both the City Council and all committees and commissions. Because the City Council is the most appropriate board to make findings and policy decisions on behalf of the City, the proposed resolution contains a two-pronged approach: It provides that all commissions and committees shall be authorized to utilize virtual meeting procedures for 30 days, and authorizes each individual commission or committee to make findings in support of virtual meetings if the City Council has not renewed or terminated the resolution. Thus, the proposed resolution provides the City Council with the flexibility to allow its commissions and committees to host virtual meetings, while still maintain the City Council’s jurisdiction to require in-person meetings as warranted.

AB 361 allows the use of fully virtual meetings under the foregoing conditions, but it does not prohibit hybrid meetings. By adopting the proposed resolution, and continuing to renew it as conditions warrant, the City Council and any subordinate boards are not precluded from holding meetings that have some traditional components and some virtual or telephonic components. The City Council (and other City boards) may hold meetings where some members join in the Council Chambers and some members join virtually. The City Council may also continue to allow both live and virtual public comments, together with reduced capacity in the Chambers as conditions warrant. For any hybrid meetings, AB 361 requires that members of the public be able to make live public comments directly to the Council or other board using telephonic or electronic means and that the agenda identify the means for making public comments.

As noted above, by adopting the proposed Resolution, the City Council is not prohibited from returning to fully in-person meetings. The Resolution is intended to provide the option to utilize the AB 361 procedures in lieu of the Brown Act’s standard teleconferencing requirements. At future City Council meetings, a consent calendar item will be placed on each agenda to reconsider

and potentially renew the Resolution.

FISCAL IMPACT:

None.

ATTACHMENT:

Resolution No. 2022-76

RESOLUTION NO. 2022-76

A RESOLUTION OF THE CITY COUNCIL OF THE CITY OF COACHELLA, CALIFORNIA, MAKING FINDINGS AND DETERMINATIONS UNDER AB 361 FOR CONTINUED VIRTUAL MEETINGS

WHEREAS, the Ralph M. Brown Act (Gov. Code § 54950 et seq.) generally requires local agencies meeting via teleconference, including through other virtual or electronic means, to provide public access at each location in which members of the legislative body are teleconferencing; and

WHEREAS, the Legislature recently enacted Assembly Bill 361 (AB 361), which amended Government Code section 54953 to allow local agencies to meet fully virtually during a proclaimed state of emergency if state or local officials have imposed or recommended measures to promote social distancing; and

WHEREAS, the City Council finds that the Governor issued a proclamation declaring a state of emergency on March 4, 2020 due to the COVID-19 pandemic, pursuant to section 8625 of the California Emergency Services Act; and

WHEREAS, the City Council has reconsidered the circumstances of the state of emergency and finds that state or local officials continue to recommend measures to promote social distancing; and

WHEREAS, the City Council desires that the City of Coachella, including all commissions, committees, and other Brown Act bodies shall continue to hold virtual meetings pursuant to AB 361 and Government Code section 54953(e).

NOW, THEREFORE, THE CITY COUNCIL OF THE CITY OF COACHELLA DOES HEREBY RESOLVE AND FIND AS FOLLOWS:

Section 1. The Recitals set forth above are true and correct and are incorporated into this Resolution by this reference.

Section 2. The City Council and all other commissions, committees or other Brown Act bodies of the City shall be authorized to continue to meet virtually in accordance with Government Code section 54953(e) and without compliance with section 54953(b)(3).

Section 3. This Resolution does not prevent or prohibit the City Council or any commission, committee or other Brown Act body of the City from holding hybrid meetings (containing both virtual and in-person components) or from meeting in-person, provided such meetings comply with AB 361 and with all state and local health orders. Commissions, committees and other Brown Act bodies shall comply with all rules established by the City Council and/or City Manager for attendance at meetings.

Section 4. The City Council shall take action to renew this Resolution every thirty days for as long as any state or local officials continue to recommend any measures to promote social

distancing, but the City Council may terminate the Resolution at any time. In the event that more than 30 days pass between regular City Council meetings, the City Council shall take action to renew this Resolution prior to taking any action or engaging in any deliberation or discussion in a virtual meeting; renewal of this Resolution may occur either at the beginning of the next regular meeting or at a special meeting called for such purposes. In the event this Resolution has lapsed, and the City Council has not terminated it, any commission, committee or other Brown Act board of the City shall be authorized to, and shall, make any required findings in order to meet virtually under AB 361.

Section 5. Severability. If any provision of this Resolution or the application of any such provision to any person or circumstance is held invalid, such invalidity shall not affect other provisions or applications of this Resolution that can be given effect without the invalid provision or application, and to this end the provisions of this Resolution are severable. The City Council declares that the City Council would have adopted this Resolution irrespective of the invalidity of any particular portion of this Resolution.

Section 6. Effective Date. This Resolution shall take effect immediately upon its adoption.

PASSED, APPROVED and ADOPTED this 27th day of July 2022.

Steven A. Hernandez
Mayor

ATTEST:

Angela M. Zepeda
City Clerk

APPROVED AS TO FORM:

Carlos Campos
City Attorney

STATE OF CALIFORNIA)
COUNTY OF RIVERSIDE) ss.
CITY OF COACHELLA)

I HEREBY CERTIFY that the foregoing Resolution No. 2022-76 was duly adopted by the City Council of the City of Coachella at a regular meeting thereof, held on the 27th day of July 2022, by the following vote of Council:

AYES:

NOES:

ABSENT:

ABSTAIN:

Andrea J. Carranza, MMC
Deputy City Clerk

CITY OF COACHELLA CALIFORNIA

Proclamation

WHEREAS, Borrego Community Health Foundation of Inland Southern California, providing health care services for underserved communities in Coachella Valley undertook the project to establish Coachella Valley Community Health Center; and

WHEREAS, the leadership of Borrego Community Health Foundation advocated for the first top tier health care facility built from the ground up to serve the local community; and

WHEREAS, Borrego Health began planning a new facility in 2017 and began construction on May 29, 2019, of a 40,000 square foot healthcare center which was opened July 11, 2022; and

WHEREAS, residents of Coachella, Indio, La Quinta, Mecca and Thermal now have access in their local area to healthcare services including Primary Care, Family Practice, Pediatrics and Obstetrics. Additional services are planned for late this year and beyond; and

WHEREAS, the clinic has opened with Family Medicine, Pediatrics, Obstetrics and Laboratory services. When complete, the site will offer comprehensive health services, including Urgent Care, Women’s Health, Dentistry, Pharmacy and Radiology; and


WHEREAS, additional healthcare services will be available on the second floor of Coachella Valley Community Health Center including Visión y Compromiso who works to improve conditions so all children will be healthy and the Latino Commission Counseling who provides programs and services for those facing problems of substance abuse; and

WHEREAS, Rose Maclsaac, CHFP, interim Borrego Health CEO and CFO has stated “Our primary focus is improving the health of the underserved, opening the Coachella Valley Community Health Center will alleviate many of the fundamental barriers to care for individuals in Coachella, Indio, La Quinta, Mecca and Thermal by introducing a local option for comprehensive health services in a region that has historically lacked accessible care.”

NOW THEREFORE, I, Steven A. Hernandez, Mayor of the City of Coachella, by the power vested in me, do hereby congratulate the Borrego Community Health Foundation on the grand opening of their

Coachella Valley Community Health Center

and urge all citizens of the City of Coachella to recognize and support this new healthcare center in our community.



IN WITNESS HEREOF, I have hereunto set my hand and caused the official seal of the City of Coachella, California to be affixed this 27th day of July 2022.

Steven A. Hernandez, Mayor
City of Coachella, California



City Hall Council Chamber
1515 Sixth Street, Coachella, California
(760) 398-3502 ♦ www.coachella.org

MINUTES

CITY COUNCIL CLOSED SESSION AND REGULAR MEETING OF THE CITY OF COACHELLA

THE COUNCIL SITTING AS THE COACHELLA SANITARY DISTRICT,
COACHELLA FIRE PROTECTION DISTRICT, COACHELLA FINANCING AUTHORITY,
COACHELLA EDUCATIONAL AND GOVERNMENTAL ACCESS CABLE CHANNEL CORPORATION,
COACHELLA WATER AUTHORITY, AND SUCCESSOR AGENCY TO THE COACHELLA REDEVELOPMENT AGENCY

July 13, 2022

5:00 PM Closed Session
6:00 PM Regular Meeting

CALL TO ORDER: - 5:00 P.M.

The Regular Meeting of the City Council of the City of Coachella was called to order at 5:08 p.m. by Mayor Hernandez.

ROLL CALL:

Present: Councilmember Delgado, Councilmember Galarza (*arrived at 5:15 p.m.*), Mayor Pro Tem Gonzalez, and Mayor Hernandez.

City Treasurer Aviles, and City Clerk Zepeda

Absent: Councilmember Beaman Jacinto.

It was announced that Councilmember Galarza will be joining late, and Councilmember Beaman Jacinto will be absent.

Pursuant to Assembly Bill 361, along with the Governor’s State of Emergency Declaration issued on March 4, 2020, this meeting was conducted both in-person and via teleconference/electronically.

VIRTUAL PUBLIC MEETINGS:

1. Resolution No. 2022-67 a Resolution to Continue Fully or Partially Virtual Public Meetings (AB 361)

Motion: To approve per staff recommendation

Made by: Mayor Pro Tem Gonzalez

Seconded by: Councilmember Delgado

Approved: 3-0, by a unanimous voice vote

APPROVAL OF AGENDA:

A request by City Manager Martin to pull Item 9 from the Consent Calendar for a separate presentation and vote. There were no modifications to the agenda.

Motion: To approve the agenda as presented

Made by: Mayor Pro Tem Gonzalez
Seconded by: Councilmember Delgado
Approved: 3-0, by a unanimous voice vote

PUBLIC COMMENTS (CLOSED SESSION ITEMS):

None.

ADJOURN TO CLOSED SESSION:

Council adjourned into Closed Session at 5:10 p.m. to discuss the following items:

Councilmember Galarza arrived at 5:15 p.m. during Closed Session.

2. CONFERENCE WITH LEGAL COUNSEL – EXISTING LITIGATION
Pursuant to Government Code Section 54956.9(d)(1)
In re: Glenroy Coachella, LLC, Debtor
US Bankruptcy Court, Central Dist. of California, Case No. 2:21-bk-11188-BB
3. CONFERENCE WITH LEGAL COUNSEL – EXISTING LITIGATION
Pursuant to Government Code Section 54956.9(d)(1)
Quonset Partners, LLC v. City of Coachella
United States District Court, Civil Action No. 5:22-cv-00672-JGB-KK
4. CONFERENCE WITH REAL PROPERTY NEGOTIATORS
Property: 763-412-040
City Negotiator: City Manager and City Attorney
Under Negotiation: Price and Terms

RECONVENE REGULAR MEETING: - 6:00 P.M.

The City Council reconvened into open session at 6:00 p.m.

PLEDGE OF ALLEGIANCE:

Riverside County Fire Division Chief Bryan White led the Pledge of Allegiance.

CLOSED SESSION ANNOUNCEMENTS:

City Attorney Campos stated that Council met in Closed Session, and direction was given, but no reportable action was taken.

PROCLAMATIONS/PRESENTATIONS:

None.

WRITTEN COMMUNICATIONS:

None.

CONSENT CALENDAR:

5. Regular Meeting Minutes of June 22, 2022, of the City Council, Coachella Fire Protection District, Coachella Sanitary District, Coachella Financing Authority, Coachella Educational and Governmental Access Cable Corporation, Coachella Water Authority, and Successor Agency to the Coachella Redevelopment Agency.
6. Special Meeting Minutes of June 29, 2022, of the City Council, Coachella Fire Protection District, Coachella Sanitary District, Coachella Financing Authority, Coachella Educational and Governmental Access Cable Corporation, Coachella Water Authority, and Successor Agency to the Coachella Redevelopment Agency.
7. Voucher Listing — EFT's/Utility Billing Refunds/FY 2021-22 and 2022-23 Expenditures as of July 13, 2022, \$5,326,593.23.
8. Resolution No. 2022-68 Approving Amendments to the Nationwide Financial Services, Inc. 401(a) Money Purchase Retirement Plan
9. *This item was pulled from the Consent Calendar and voted upon separately. See page 4.*
10. Investment Report – May 2022
11. Investment Report – April 2022
12. Award Maintenance Services Agreement to Vintage Associates Inc. for Landscape Maintenance Services for Rancho Las Flores Park Project No. 052022.
13. Award Maintenance Services Agreement to Vintage Associates Inc. for Landscape Maintenance Services for City Parks and Office Facilities Project No. 051922.
14. Request Authorization to Execute the 2022 Memorandum of Understanding for Integrated Regional Water Management in the Colorado River Basin Funding Area

Motion: To approve per staff recommendation, Consent Calendar Items 5 through 14, with the **exception of Item 9, which was voted upon separately (see page 4)**

Made by: Mayor Pro Tem Gonzalez
Seconded by: Councilmember Galarza
Approved: 4-0, by a unanimous voice vote

NEW BUSINESS CALENDAR (LEGISLATIVE AND ADMINISTRATIVE):

15. Annual Budget and Organizational Structure for Fiscal Year 2022-23:

- a) Resolution No. 2022-47, a Resolution of the City Council of the City of Coachella, California
- b) Resolution No. WA-2022-04, a Resolution of the Board of Directors of the Coachella Water Authority
- c) Resolution No. SD-2022-03, a Resolution of the Board of Directors of the Coachella Sanitary District
- d) Resolution No. FD-2022-03, a Resolution of the Board of Directors of the Coachella Fire Protection District
- e) Resolution No. CBL-2022-02, a Resolution of the Board of Directors of the Coachella Educational and Governmental Access Cable Channel Corporation

Motion: To **continue** item

Made by: Mayor Hernandez
Seconded by: Councilmember Delgado
Approved: 4-0, by a unanimous voice vote

The following item was pulled from the Consent Calendar and voted upon separately (see page 3):

- 9. Resolution No. 2022-72, a Resolution of the City Council of the City of Coachella, California, Approving Final Parcel Map 37940

Motion: To approve per staff recommendation

Made by: Mayor Hernandez
Seconded by: Councilmember Delgado
Approved: 4-0, by a unanimous voice vote

Council resumed with the regular agenda at this time.

Mayor Hernandez recused himself from the following item and left the dais:

- 16. Construction Contract with Dalke & Sons Construction Inc. in the amount of \$6,253,955.00 and 10% for contingency for the construction of the Fire Station #79 Rehabilitation and Expansion Project (F-7).

Public Comment: Bryan White

Motion: To approve per staff recommendation

Made by: Councilmember Delgado
Seconded by: Councilmember Galarza
Approved: 3-0, by the following roll call vote:

AYES: Councilmember Delgado, Councilmember Galarza, and Mayor Pro Tem Gonzalez.
 NOES: None.
 ABSTAIN: None.
 ABSENT: Councilmember Beaman Jacinto, and Mayor Hernandez.

Mayor Hernandez returned to the dais at 7:43 p.m. following the previous vote.

Mayor Pro Tem Gonzalez left the dais at 7:43 p.m.

PUBLIC HEARING CALENDAR (QUASI-JUDICIAL):

17. Resolution No. 2022-64 authorizing the Establishment of an Annual Special Tax for City of Coachella Community Facilities District No. 2005-01 (Law Enforcement, Fire and Paramedic Services) and Annexation Areas thereto for Fiscal Year 2022/2023.

Mayor Hernandez opened the Public Hearing for Item 17 at 7:44 p.m.

Public Comment: None.

Mayor Hernandez closed the Public Hearing for Item 17 at 7:44 p.m.

Motion: To approve per staff recommendation

Made by: Councilmember Galarza
 Seconded by: Councilmember Delgado
 Approved: 3-0, by the following roll call vote:

AYES: Councilmember Delgado, Councilmember Galarza, and Mayor Hernandez.
 NOES: None.
 ABSTAIN: None.
 ABSENT: Councilmember Beaman Jacinto, and Mayor Pro Tem Gonzalez.

18. Community Facilities District (CFD No. 2005-01) Annexation 34 – Villa Verde Apartments:

- a) Resolution No. 2022-69 Determining the Validity of Prior Proceedings relating to Annexation of Property (Annexation No. 34) in the City of Coachella CFD No. 2005-01 (Law Enforcement, Fire and Paramedic Services).
- b) Resolution No. 2022-70 on Behalf of CFD No. 2005-01 Calling a Special Election within Annexation Area No. 34 (Villa Verde Apartment project – APN 768-250-002 and 768-300-001).
- c) Adopt Resolution No. 2022-71 Canvassing the Results of the Election Held Within CFD No. 2005-01 (Area No. 34)
- d) Introduce Ordinance No. 1197 on Behalf of CFD No. 2005-01 Authorizing the Levy of a Special Tax within Annexation Area No. 34 Annexed to Said District (*First Reading*)

(Continued)

Item 18, Public Hearing – CFD Annexation 34, Villa Verde Apartments:

Mayor Hernandez opened the Public Hearing for Item 18 at 7:45 p.m.

Public hearing remains open.

Motion: To **continue item to July 27, 2022**

Made by: Mayor Hernandez

Seconded by: Councilmember Delgado

Approved: 3-0, by the following roll call vote:

AYES: Councilmember Delgado, Councilmember Galarza, and Mayor Hernandez.

NOES: None.

ABSTAIN: None.

ABSENT: Councilmember Beaman Jacinto, and Mayor Pro Tem Gonzalez.

19. Resolution No. 2022-73 Confirming the Assessment and Diagram and Ordering the Levy and Collection of Assessments for the City of Coachella Landscaping and Lighting Maintenance District No. 1 through 40 for Fiscal Year 2022/2023

Mayor Hernandez opened the Public Hearing for Item 19 at 7:46 p.m.

Public Comment: None.

Mayor Hernandez closed the Public Hearing for Item 19 at 7:46 p.m.

Motion: To approve per staff recommendation

Made by: Mayor Hernandez

Seconded by: Councilmember Galarza

Approved: 3-0, by a unanimous voice vote

AYES: Councilmember Delgado, Councilmember Galarza, and Mayor Hernandez.

NOES: None.

ABSTAIN: None.

ABSENT: Councilmember Beaman Jacinto, and Mayor Pro Tem Gonzalez.

PUBLIC COMMENTS (NON-AGENDA ITEMS):

None.

REPORTS AND REQUESTS:

Council Comments/Report of Miscellaneous Committees.


Mayor Pro Tem Gonzalez returned to the dais at 7:54 p.m.

City Manager's Comments.

ADJOURNMENT:

There being no further business to come before the City Council and the Agencies, Mayor Hernandez adjourned the meeting at 7:56 p.m.

Respectfully submitted,



Angela M. Zepeda
City Clerk

Bank : ewfb EFT FOR WELLS FARGO BANK -!

<u>Check #</u>	<u>Date</u>	<u>Vendor</u>	<u>Invoice</u>	<u>Inv Date</u>	<u>Description</u>	<u>Amount Paid</u>	<u>Check Total</u>
790	7/1/2022	51949	THE H.N. & FRANCES C. BER(68	7/1/2022	JULY2022- CIVIC CENTER LO.	8,876.26	8,876.26
Γ FOR WELLS FARGO BANK -SEPARATE CHECK:							8,876.26

1 checks in this report.

Grand Total All Checks: 8,876.26

Date: July 1, 2022



Finance Director: Nathan Statham

Bank : ewfb EFT FOR WELLS FARGO BANK -!

Check #	Date	Vendor	Invoice	Inv Date	Description	Amount Paid	Check Total
791	7/13/2022	51818	GOVERNMENTJOBS.COM, INC(INV-26237	6/28/2022	JL2022/23 SBSCRPTN FOR G	5,214.03	5,214.03
792	7/13/2022	00996	HOME DEPOT	1510577	7/5/2022 SPRAY PAINT	68.37	68.37
793	7/13/2022	53736	RG2 MANAGEMENT LLC	3135	7/6/2022 WE 7/3: A. REYES	287.44	287.44
Γ FOR WELLS FARGO BANK -SEPARATE CHECK:							5,569.84

Bank : wfb WELLS FARGO BANK

Check #	Date	Vendor	Invoice	Inv Date	Description	Amount Paid	Check Total
114085	7/13/2022	46835	AIR AND HOSE SOURCE, INC. 468170	7/5/2022	FILL HOSE ASSMBLY, HIGH P	564.41	564.41
114086	7/13/2022	01355	AMERICAN PROMOTIONAL E\Refund	7/6/2022	REFUND- DUPLICATE 2022 BI	119.99	119.99
114087	7/13/2022	52035	CALCHAMBER SI471642	6/1/2022	2022/23 MEMBERSHIP- #1023	869.00	869.00
114088	7/13/2022	53220	COACHELLA ACE HARDWARE3920/1	7/5/2022	GRAFFITI REMOVER	29.51	29.51
114089	7/13/2022	02191	COUNTY OF RIVERSIDE AC0000001908	7/1/2022	FY22/23 LAFCO/ADMIN FEES	5,296.39	5,296.39
114090	7/13/2022	54742	DELARA, ANTONIO Scholarship	7/7/2022	2022 YOUTH FOOTBALL SCH	150.00	150.00
114091	7/13/2022	44713	FARMER BROTHERS CO. 95671806	7/11/2022	COFFEE & CREAMER	168.13	168.13
114092	7/13/2022	54741	FIERROS HERNANDEZ, ADANScholarship	7/7/2022	2022 YOUTH FOOTBALL SCH	75.00	75.00
114093	7/13/2022	54743	GARCIA, JORGE Scholarship	7/7/2022	2022 YOUTH FOOTBALL SCH	75.00	75.00
114094	7/13/2022	51494	GARDA CL WEST, INC. 10699404	7/1/2022	JULY2022 CASHLINK MAINT	1,392.13	
			10699391	7/1/2022	JULY2022 ARMORED TRANSF	1,124.75	2,516.88
114095	7/13/2022	47328	KONICA MINOLTA 40296426	7/2/2022	ACC 061-0042081-000, JULY20	67.43	67.43
114096	7/13/2022	45257	LIEBERT CASSIDY WHITMORI219024	6/6/2022	FY22/23 MBRSH+PREMIUM	6,110.00	6,110.00
114097	7/13/2022	24600	LOPES HARDWARE 010695	7/5/2022	GOOF OFF, PAINT THINNER &	23.64	23.64
114098	7/13/2022	54744	MURILLO, MAYRA D. Scholarship	7/5/2022	2022 YOUTH FOOTBALL SCH	75.00	75.00
114099	7/13/2022	54665	SPECTRUM ENTERPRISE 0037022062822	6/28/2022	AC 8448 20 899 0037022, JULY	2,317.69	2,317.69
114100	7/13/2022	51173	SWAGIT PRODUCTIONS LLC 20941	6/30/2022	JULY2022/23 VIDEO STREAMI	19,140.00	19,140.00
Sub total for WELLS FARGO BANK:							37,598.07

19 checks in this report.

Grand Total All Checks: 43,167.91

Date: July 13, 2022



Finance Director: Nathan Statham

Bank : ewfb EFT FOR WELLS FARGO BANK -!

Check #	Date	Vendor	Invoice	Inv Date	Description	Amount Paid	Check Total
794	7/13/2022	52366	ALTA LANGUAGE SERVICES, IIS599575	6/30/2022	JUNE2022 SPANISH LISTENIN	55.00	55.00
795	7/13/2022	45929	BECK OIL, INC. 55029CL	6/30/2022	PE6/30 GRAFFITI DEPT FUEL	367.52	367.52
796	7/13/2022	49901	MARRON, LOURDES Edu Reimb	6/30/2022	FY21/22 EDUCATION REIMBU	275.05	275.05
797	7/13/2022	52802	RED WING BUSINESS ADVAN 2022063000343	6/30/2022	6/28 EMPLOYEE WORK BOO	238.13	238.13
798	7/13/2022	53736	RG2 MANAGEMENT LLC	3074	5/17/2022 WE 3/27, 4/10: K. MEDINA	2,108.70	
				3075	5/17/2022 WE 4/17+24: K. MEDINA	2,013.93	
				3058	5/10/2022 WE 5/1: K. MEDINA	1,080.00	
				3085	5/23/2022 WE 5/15: K. MEDINA	1,080.00	
				3091	5/24/2022 WE 5/22: K. MEDINA	1,080.00	
				3123	6/15/2022 WE 6/12: K. MEDINA	985.50	
				3129	6/22/2022 WE 6/19: K. MEDINA	810.00	
				3136	7/6/2022 WE 7/3: M. MENDEZ	630.00	9,788.13
799	7/13/2022	54719	YUNEX LLC	5620040235	6/20/2022 MAY2022 TRAFFIC SIGNAL C/	2,846.00	
				5610280950	6/20/2022 MAY2022 TRAFFIC SIGNAL M.	1,978.25	4,824.25
↑ FOR WELLS FARGO BANK -SEPARATE CHECK:							15,548.08

Bank : wfb WELLS FARGO BANK

Check #	Date	Vendor	Invoice	Inv Date	Description	Amount Paid	Check Total
114101	7/13/2022	53760	ACCURATE OVERHEAD DOOR	140642	6/20/2022	6/16 RPR'D/RPLC'D DOOR @	4,045.17
				140712	7/6/2022	6/25 TRBLSHT/RPR'D DOOR (2,643.61
				140640	6/20/2022	6/14 SVC'D DOORS @ LIBRAF	2,065.00
				140524	5/31/2022	5/13 RPR'D DOOR @ FIRE ST.	822.50
							9,576.28
114102	7/13/2022	01436	AMERICAN FORENSIC NURSE	76143	6/17/2022	MAR+MAY2022 BLOOD DRAW	428.54
							428.54
114103	7/13/2022	42837	ARAMARK UNIFORM SERVICE	JUNE2022	6/30/2022	PE6/30 UNIFORMS, MATS & T	4,369.36
				JUNE2022 SAN	6/30/2022	PE6/30 UNIFORMS, MATS & G	1,404.18
				JUNE2022 CC	6/30/2022	6/30 MATS & MOPS	683.35
							6,456.89
114104	7/13/2022	07950	CITY OF COACHELLA	May 2022	5/31/2022	MAY2022 WATER- ST, PARKS	38,122.35
				May 2022-LLD's	5/31/2022	MAY2022 WATER- LLD'S	19,895.98
							58,018.33
114105	7/13/2022	53220	COACHELLA ACE HARDWARE	3699/1	5/19/2022	TRUFUEL 50:1 MIX, PLYWOOI	117.41
				3866/1	6/22/2022	FIBERGLASS SPREADERS, H	45.63
				3786/1	6/4/2022	PROTECTANT, GREASE SYN,	45.62
				3732/1	5/25/2022	AIR FRESHENER	7.01
							215.67
114106	7/13/2022	08970	COACHELLA VALLEY BOXING	0322	3/31/2022	MAR2022 BOXING CLUB SER'	2,500.00
				0422	4/30/2022	APR2022 BOXING CLUB SER'	2,500.00
				0522	5/31/2022	MAY2022 BOXING CLUB SER'	2,500.00
				0622	6/30/2022	JUNE2022 BOXING CLUB SEF	2,500.00
							10,000.00
114107	7/13/2022	09600	COACHELLA VALLEY UNIFIED	2022/207	6/30/2022	FY21/22 CROSS GUARD SVC:	54,944.36
							54,944.36
114108	7/13/2022	00749	COUNTY OF RIVERSIDE	SH0000041321	6/29/2022	5/5-6/1 LAW ENFORCEMENT :	670,539.18
				SH0000041322	6/29/2022	5/5-6/1 LAW ENFORCEMENT :	11,113.35
							681,652.53
114109	7/13/2022	09650	CVAG	CV 22231-22	6/30/2022	3RD QTR- FY21/22 (JA-MA) A	11,512.66
							11,512.66
114110	7/13/2022	12870	DEPARTMENT OF JUSTICE	588922	6/30/2022	JUNE2022 BLOOD ALCOHOL ,	210.00
				588977	6/30/2022	APR2022 BLOOD ALCOHOL A	175.00
							385.00
114111	7/13/2022	47952	DESERT LIVE SCAN	7059	4/27/2022	APR2022 EMPLOYEE FINGER	100.00
				7082	5/27/2022	MAY2022 EMPLOYEE FINGER	50.00
				7106	6/28/2022	JUNE2022 EMPLOYEE FINGE	25.00
							175.00
114112	7/13/2022	53880	EBERHARD EQUIPMENT NO.	216529	6/14/2022	TINE & SOCKET	1,381.28
							1,381.28
114113	7/13/2022	47748	EISENHOWER OCCUPATIONA	127645	7/1/2022	JUNE2022 SVCS: BELTRAN+H	180.00
							180.00
114114	7/13/2022	54740	HEPTAGON SEVEN CONSULT	20220601	6/16/2022	PE6/10 LANDSCAPE IMPRVM	15,445.00
							15,445.00

Bank : wfb WELLS FARGO BANK (Continued)

Check #	Date	Vendor	Invoice	Inv Date	Description	Amount Paid	Check Total
114115	7/13/2022	20450	IMPERIAL IRRIGATION DISTRI	50035560-JN22	6/30/2022	AC50035560, 5/27-6/28, ST LIC	21,125.72
				50408460-JN22	6/29/2022	AC50408460, 5/25-6/23, WELL	13,974.59
				50035755-JN22	6/29/2022	AC50035755, 5/25-6/23, PUMP	11,204.05
				50705542-JN22	7/7/2022	AC50705542, 6/3-30	2,421.51
				50509172-JN22	7/7/2022	AC50509172, 6/3-30, CORP YA	1,969.69
				50371785-JN22	6/29/2022	AC50371785, 5/25-6/23, LIFT S	1,312.75
				50705544-JN22	7/7/2022	AC50705544, 6/3-30, PERMIT (132.66
				50416425-JN22	7/7/2022	AC50416425, 6/3-7/1	106.79
				50035734-JN22	7/7/2022	AC50035734, 6/3-7/1, CVHS PI	75.58
				50404153-JN22	7/7/2022	AC50404153, 6/3-7/1	68.73
				50459796-JN22	6/29/2022	AC50459796, 5/25-6/23	68.61
				50404155-JN22	7/7/2022	AC50404155, 6/3-7/1	64.92
				50459819-JN22	6/29/2022	AC50459819, 5/25-6/23	60.80
				50734422-JN22	7/7/2022	AC50734422, 6/3-7/1	50.93
				50459795-JN22	6/29/2022	AC50459795, 5/25-6/23	47.79
				50434217-JN22	6/29/2022	AC50434217, 5/25-6/23	43.54
				50217597-JN22	7/7/2022	AC50217597, 6/3-30	43.42
				50035836-JN22	7/7/2022	AC50035836, 6/3-30, WELL #1	39.72
				50733502-JN22	7/7/2022	AC50733502, 6/3-7/1	25.62
				50487676-JN22	7/7/2022	AC50487676, 6/3-30, LIFT STA	14.81
				50522793-JN22	6/29/2022	AC50522793, 5/25-6/27, SCAD	13.85
				50516108-JN22	7/7/2022	AC50516108, 6/3-7/1	13.50
				50404154-JN22	7/7/2022	AC50404154, 6/3-7/1	13.30
				50527782-JN22	7/7/2022	AC50527782, 6/3-7/1	12.34
							52,905.22
114116	7/13/2022	45108	IMPERIAL SPRINKLER SUPPL	5152307-00	6/7/2022	DIG MICROPWR SOLENOID V	116.94
114117	7/13/2022	53801	INFOSEND, INC.	215347	6/30/2022	JUNE2022 UTILITY BILLING S	7,936.48
114118	7/13/2022	52420	JONES BROS CONSTRUCTIO	3686 #4	6/23/2022	PE6/23 48TH & HARRISON SE	768,994.52
114119	7/13/2022	43580	KEEP IT COOL WINDOW TINT	5474	4/4/2022	WINDOW TINTING @ CIVIC C	4,908.00
				5475	4/4/2022	WINDOW TINTING @ CIVIC C	2,694.00
							7,602.00
114120	7/13/2022	53151	KLOB-FM	646889-1	6/26/2022	6/9-11 AD SPOT: CAMBIO CLII	2,450.00
114121	7/13/2022	54734	LENNY, HENRY	734-25-22	6/28/2022	PREP/PRESENTATION TO CIT	1,600.00
114122	7/13/2022	54600	LORA, RISSETH	Mlge	7/6/2022	5/15+18, 6/4+14+30, 7/1 MLG F	67.86
114123	7/13/2022	54650	MV CHENG & ASSOCIATES IN	June 2022	7/11/2022	JUNE2022 SENIOR ACCOUNT	4,287.50
							4,287.50

Bank : wfb WELLS FARGO BANK (Continued)

Check #	Date	Vendor	Invoice	Inv Date	Description	Amount Paid	Check Total
114124	7/13/2022	47192	O'REILLY AUTO PARTS	2855-451486	6/13/2022	RADIATOR	303.72
				2855-449414	6/6/2022	CAMERA RR MI	243.23
				2855-452407	6/16/2022	F/P MOD ASM	161.31
				2855-448999	6/4/2022	INTRIOR DTLR, BRUSHES & \	28.70
				2855-449771	6/7/2022	GL-WIPER FLD	12.43
				2855-454437	6/22/2022	CAMERA RR MI	-243.23
114125	7/13/2022	49989	PAUL ASSOCIATES	86104	6/23/2022	STOP WORK ORDER	374.15
				86067	6/13/2022	BUSINESS CARDS: FIGUERO	229.85
				86101	6/17/2022	BUILDING DEPT DOOR HANG	227.79
							831.79
114126	7/13/2022	08050	PETTY CASH	Ck 7/13/22	7/13/2022	VOUCHERS 4248-4262, 3/7-6/	721.02
114127	7/13/2022	42759	PROPER SOLUTIONS, INC.	13455	7/1/2022	WE 7/1: ARELLANO+SANCHE	1,858.88
114128	7/13/2022	54500	RELIABLE TRANSLATIONS	CC22253	6/30/2022	6/30 DOCUMENT TRANSLATI	75.00
114129	7/13/2022	47658	RUIZVA L. PEST CONTROL	121	5/23/2022	MAY2022 SVCS @ FIRE STATI	65.00
				122	6/24/2022	JUNE2022 SVCS @ FIRE STA	65.00
							130.00
114130	7/13/2022	35450	SOCALGAS	1540 7th-JN22	6/28/2022	AC 008 423 3900 4, 5/25-6/24	103.17
				1377 6th-JN22	6/28/2022	AC 012 623 3701 5, 5/25-6/24	81.60
				87075Av54-JN22	6/28/2022	AC 123 573 5834 5, 5/25-6/24	79.45
				1515 6th-JN22	6/28/2022	AC 031 523 3700 6, 5/25-6/24	21.26
				84626Bag-JN22	6/28/2022	AC 153 323 6215 9, 5/25-6/24	14.79
				BagPool-JN22	6/28/2022	AC 069 323 6500 7, 5/25-6/24	14.79
							315.06
114131	7/13/2022	52595	STAPLES BUSINESS CREDIT	7359873900-0-1	6/29/2022	GRAFFITI PAINT REMOVER T	878.99
				7359546111-0-1	6/23/2022	RECYCLED GW WHT #20 CS,	460.43
				7359825318-0-1	6/28/2022	FLDR HGING BOX BOTM LGL	63.01
							1,402.43
114132	7/13/2022	39640	VALLEY LOCK & SAFE	174450	4/17/2022	INSTLL'D TEMP RSTRM CYLII	160.00
114133	7/13/2022	44966	VERIZON WIRELESS	9910059927	7/1/2022	AC371867190-00001, 6/2-7/1	6,906.86
				9910059928	7/1/2022	AC371867190-00002, 6/2-7/1	277.04
				9909443196	6/22/2022	AC571164685-00001, 5/23-6/22	45.74
							7,229.64

Bank : wfb WELLS FARGO BANK (Continued)

Check #	Date	Vendor	Invoice	Inv Date	Description	Amount Paid	Check Total
114134	7/13/2022	49778	WEST COAST ARBORIST, INC	186722	5/31/2022	PE5/31 TREE MAINT @ STRE	1,040.00
				186719	5/29/2022	5/29 TREE MAINT @ LLMD	600.00
				186721	5/30/2022	5/30 TREE MAINT @ LLMD	600.00
				186636	5/9/2022	5/9 TREE MAINT @ LLMD	594.00
				184841	4/5/2022	4/5 TREE MAINT @ LLMD	538.00
				184844	4/15/2022	4/15 TREE MAINT @ LLMD	506.00
				186637	5/10/2022	5/10 TREE MAINT @ LLMD	450.00
				186635	5/6/2022	5/6 TREE MAINT @ LLMD	312.00
				186631	5/2/2022	5/2 TREE MAINT @ LLMD	300.00
				186632	5/3/2022	5/3 TREE MAINT @ LLMD	150.00
				186638	5/13/2022	5/13 TREE MAINT @ LLMD	150.00
							5,240.00
114135	7/13/2022	42100	ZUMAR INDUSTRIES INC	96964	6/16/2022	DIAGONAL ARROW LT BLK/F\	2,544.31
				97063	6/20/2022	BLUE STREET NAME SIGNS \	2,439.98
				96900	6/8/2022	SCHOOL XING PLATE	2,055.67
				97065	6/20/2022	BLUE STREET NAME SIGNS \	1,864.43
				97064	6/20/2022	BLUE STREET NAME SIGNS \	1,685.14
							10,589.53
Sub total for WELLS FARGO BANK:							1,725,391.57

41 checks in this report.

Grand Total All Checks: 1,740,939.65

Date: July 13, 2022



Finance Director: Nathan Statham

Bank : wfb WELLS FARGO BANK

Check #	Date	Vendor	Invoice	Inv Date	Description	Amount Paid	Check Total	
114136	7/20/2022	54749	ACEVES, GUILLERMO	Ref000227801	7/14/2022	UB Refund Cst #00048203	67.84	67.84
114137	7/20/2022	54751	BELTRAN, JOSE	Ref000227803	7/14/2022	UB Refund Cst #00052075	4.45	4.45
114138	7/20/2022	54753	BRIONES, MIGUEL	Ref000227805	7/14/2022	UB Refund Cst #00054165	95.81	95.81
114139	7/20/2022	54747	CAZAREZ, MARIA	Ref000227799	7/14/2022	UB Refund Cst #00038770	44.48	44.48
114140	7/20/2022	54746	CONTRERAS, RUDY	Ref000227798	7/14/2022	UB Refund Cst #00017334	35.09	35.09
114141	7/20/2022	54748	GROSSO, FRANK	Ref000227800	7/14/2022	UB Refund Cst #00043078	85.84	85.84
114142	7/20/2022	54745	HURTADO, JESS	Ref000227796	7/14/2022	UB Refund Cst #00001245	0.15	0.15
114143	7/20/2022	54754	PULTE GROUP INC	Ref000227806	7/14/2022	UB Refund Cst #00054195	32.58	32.58
114144	7/20/2022	54755	PULTE GROUP INC	Ref000227807	7/14/2022	UB Refund Cst #00054196	47.65	47.65
114145	7/20/2022	54750	SAENZ, JUAN	Ref000227802	7/14/2022	UB Refund Cst #00051013	33.28	33.28
114146	7/20/2022	54752	SANDOVAL, LAURA	Ref000227804	7/14/2022	UB Refund Cst #00053187	121.40	121.40
114147	7/20/2022	54708	URBANO, HUMBERTO	Ref000227797	7/14/2022	UB Refund Cst #00003290	13.85	13.85
114148	7/20/2022	54756	URBANO, HUMBERTO	Ref000227808	7/14/2022	UB Refund Cst #00054826	92.83	92.83
Sub total for WELLS FARGO BANK:								675.25

13 checks in this report.

Grand Total All Checks: 675.25

Date: July 20, 2022



Finance Director: Nathan Statham

Bank : ewfb EFT FOR WELLS FARGO BANK -!

Check #	Date	Vendor	Invoice	Inv Date	Description	Amount Paid	Check Total
800	7/20/2022	53291	ANGENIOUS ENGINEERING	19-07A-020	6/30/2022	PE6/30 AVE 50 BRIDGE	109,810.18
				19-07A-019	5/31/2022	PE5/31 AVE 50 BRIDGE	50,816.35
				19-07B-015	5/31/2022	PE5/31 SR-86/AVE50 INTERCI	1,155.00
				19-07B-016	6/30/2022	PE6/30 SR-86/AVE50 INTERCI	1,155.00
801	7/20/2022	53958	ATLAS TECHNICAL	687404	6/3/2022	PE6/3 PUEBLO VIEJO SUST T	6,249.00
Γ FOR WELLS FARGO BANK -SEPARATE CHECK:							162,936.53
							6,249.00
							169,185.53

Bank : wfb WELLS FARGO BANK

Check #	Date	Vendor	Invoice	Inv Date	Description	Amount Paid	Check Total
114149	7/20/2022	51520	ADVANTEC CONSULTING ENC9803-0235-01	6/30/2022	PE5/31 TRAFFIC SIGNAL TIMI	1,300.00	1,300.00
114150	7/20/2022	53627	CANNON PARKIN, INC. 223355	6/9/2022	PE5/31 FIRE STATION REHAB	3,664.00	
			223442	7/14/2022	PE6/30 FIRE STATION REHAB	2,748.00	6,412.00
114151	7/20/2022	53423	CBE OFFICE SOLUTIONS IN2514380	6/20/2022	ACC CC3502, COLOR COPIEF	989.72	
			IN2509682	6/5/2022	ACC CC3502, COLOR COPIEF	417.78	1,407.50
114152	7/20/2022	11800	COUNTY OF RIVERSIDE AN0000002505	7/15/2022	JUNE2022 ANL SHLTR+FIELD	37,188.96	37,188.96
114153	7/20/2022	12870	DEPARTMENT OF JUSTICE 592175	6/30/2022	JUNE2022 FINGERPRINTS	49.00	49.00
114154	7/20/2022	52568	EGAN CIVIL, INC. 21485	5/25/2022	PE5/25 PUEBLO VIEJO TRAN:	3,335.00	
			21512	6/6/2022	4/13+19, 5/4+26 CONSTRUCT	2,900.00	6,235.00
114155	7/20/2022	51604	FRONTIER 3982369-JN22	6/25/2022	760/398-2369, 6/25/22	61.41	
			3986515-JN22	6/16/2022	760/398-6515, 6/16/22	61.41	122.82
114156	7/20/2022	53854	GRANITE TELECOMMUNICATI563824296	6/1/2022	AC 04418223, JUNE2022 SVC:	800.75	800.75
114157	7/20/2022	20450	IMPERIAL IRRIGATION DISTRI50387122-JN22	7/8/2022	AC50387122, 6/3-30, SEWER I	35,054.85	35,054.85
114158	7/20/2022	51600	IRC, INC. 2022060053	6/1/2022	JUNE2022 PRE-EMPLOYMEN'	231.10	231.10
114159	7/20/2022	48293	KOA CORPORATION JC22043-4	7/14/2022	PE6/26 PEDESTRIAN & RD SA	12,024.00	
			JB92071-24	7/12/2022	PE6/26 AVE 50 IMPROVEMEN	10,204.22	
			JB92071-23	6/20/2022	PE5/29 AVE 50 IMPROVEMEN	9,062.00	
			JC22043-3	7/11/2022	PE5/29 PEDESTRIAN & RD SA	8,670.00	39,960.22
114160	7/20/2022	47328	KONICA MINOLTA 40263258	6/25/2022	BIZHUB C454E, 1515 6TH ST,	212.07	212.07
114161	7/20/2022	44047	KONICA MINOLTA BUSINESS 9008659772	6/13/2022	BIZHUB C454E, 1515 6TH ST,	68.27	
			9008679742	6/23/2022	BIZHUB 282, FIRE DEPT, 5/23	0.71	68.98
114162	7/20/2022	42112	NRO ENGINEERING 06-22-032	5/31/2022	PE5/31 PLNCK, PM 37940:#13	330.96	330.96
114163	7/20/2022	52344	QUADIENT FINANCE USA, INCCD 7/12/22	7/12/2022	JUNE2022 POSTAGE BY PHO	1,044.70	1,044.70
114164	7/20/2022	54500	RELIABLE TRANSLATIONS CC22085	6/8/2022	6/8 CC MTG SVCS	882.00	
			22134	6/15/2022	6/15 PLANNING COMM MTG S	686.00	
			21680	4/20/2022	4/20 PLANNING COMM MTG S	490.00	
			21792	5/4/2022	5/4 PLANNING COMM MTG S	490.00	
			21935	5/18/2022	5/18 PLANNING COMM MTG S	490.00	
			22031	6/1/2022	6/1 PLANNING COMM MTG S	490.00	
			21958	5/22/2022	5/22 DOCUMENT TRANSLATI	166.40	
			22199	6/23/2022	6/23 DOCUMENT TRANSLATI	75.00	3,769.40
114165	7/20/2022	52595	STAPLES BUSINESS CREDIT 7359926141-0-1	6/30/2022	SHARPIE FINE BLK, POST-IT	57.37	
			7359926100-0-1	6/30/2022	STICKIES, POST-IT, ETC	47.49	104.86
114166	7/20/2022	54757	STATE WATER RESOURCES (FY 2022	7/19/2022	2022 ARREARAGES PROGRA	834.00	834.00
114167	7/20/2022	42538	STEVEN ENTERPRISES, INC. 0454629-IN	6/27/2022	#20 BOND EA- 2 RLS/CTN	196.64	196.64

Bank : wfb WELLS FARGO BANK (Continued)

Check #	Date	Vendor	Invoice	Inv Date	Description	Amount Paid	Check Total
114168	7/20/2022	48152	TKE ENGINEERING, INC.	2022-384	6/30/2022	PE4/30 PLNCK, TRACT 31978	5,060.00
				2022-170	3/17/2022	PE2/28 PLNCK, 84900 BAGDA	3,312.75
				2022-383	6/30/2022	PE4/30 PLNCK, TRACT 38084	2,730.00
				2022-171	3/17/2022	PE2/28 PLNCK, TRACT 38084	2,100.00
				2022-173	3/16/2022	PE2/28 PLNCK, TRACT 31978	2,012.50
				2022-172	3/16/2022	PE2/28 PLNCK, 1441 5TH ST	315.00
				2022-385	6/30/2022	PE4/30 PLNCK, 84811 AVE 48	130.00
				2022-382	6/30/2022	PE4/30 PLNCK, 84900 BAGDA	65.00
114169	7/20/2022	52204	TPX COMMUNICATIONS	158181237-0	6/16/2022	AC33325, 6/16-7/15	4,492.57
Sub total for WELLS FARGO BANK:							155,541.63

23 checks in this report.

Grand Total All Checks: 324,727.16

Date: July 20, 2022



Finance Director: Nathan Statham

Bank : ewfb EFT FOR WELLS FARGO BANK -4

Check #	Date	Vendor	Invoice	Inv Date	Description	Amount Paid	Check Total
802	7/20/2022	09800 PERMA	TA 2022-23	7/13/2022	DEPOSIT- LIABILITY MEMBEF	50,000.00	50,000.00
Γ FOR WELLS FARGO BANK -SEPARATE CHECK:							50,000.00

Bank : wfb WELLS FARGO BANK

Check #	Date	Vendor	Invoice	Inv Date	Description	Amount Paid	Check Total
114170	7/20/2022	54758	CARDENAS, MARIA J. Scholarship	7/14/2022	2022 YOUTH FOOTBALL SCH	75.00	75.00
114171	7/20/2022	53423	CBE OFFICE SOLUTIONS IN2519487	7/5/2022	ACC CC3502, COLOR COPIE	495.66	495.66
114172	7/20/2022	09650	CVAG CV23009-22	7/18/2022	FY 2022/23 MEMBERSHIP DU	31,601.00	31,601.00
114173	7/20/2022	44036	DE LAGE LANDEN PUBLIC 76642131	6/11/2022	ACC #1338330, COLOR COPIE	216.41	
			76973219	7/12/2022	ACC #1338330, COLOR COPIE	216.41	432.82
114174	7/20/2022	53854	GRANITE TELECOMMUNICATI566225777	7/1/2022	AC 04418223, JULY2022 SVCS	821.10	821.10
114175	7/20/2022	45051	LAMAR OF PALM SPRINGS 113812436	7/11/2022	7/11-8/7 POSTER ADVERTISIM	1,200.00	1,200.00
114176	7/20/2022	01395	PJ'S DESERT TROPHIES & GII25212	7/6/2022	ROSEWOOD PLAQUE W/ ENC	263.29	263.29
114177	7/20/2022	42759	PROPER SOLUTIONS, INC. 13480	7/8/2022	WE 7/8: ARELLANO+SANCHE	1,665.00	1,665.00
114178	7/20/2022	54500	RELIABLE TRANSLATIONS CC22320	7/13/2022	7/13 CC MTG SVCS	637.00	
			22276	7/6/2022	7/6 PLANNING COMM MTG SV	539.00	
			22300	7/10/2022	7/10 DOCUMENT TRANSLATIO	171.52	
			22280	7/7/2022	7/7 DOCUMENT TRANSLATIO	75.00	
			22325	7/14/2022	7/14 DOCUMENT TRANSLATIO	75.00	1,497.52
114179	7/20/2022	50590	TOUCHTONE COMMUNICATIC1801137	7/1/2022	AC 1100006871, JULY2022	6.84	6.84
114180	7/20/2022	54691	WILD BILL'S SPRAY EQUIPME3947	7/12/2022	INSTLL'D PUMP REPAIR KIT	225.20	225.20
Sub total for WELLS FARGO BANK:							38,283.43

12 checks in this report.

Grand Total All Checks: 88,283.43

Date: July 20, 2022



Finance Director: Nathan Statham



STAFF REPORT
7/27/2022

TO: Honorable Mayor and City Council Members

FROM: Gabriel Perez, Development Services Director

SUBJECT: Adopt Ordinance No. 1195 (Zoning Ordinance Amendment No. 22-03) Cannabis Business Streamline Code Amendments to amend Coachella Municipal Code Title 5 and 17 regarding cannabis business zoning and operation in the City. City-Initiated (*2nd Reading*).

STAFF RECOMMENDATION:

Staff recommends that the City Council adopt Ordinance No. 1195 amending the City's Cannabis business zoning and operation regulations of the Coachella Municipal Code Titles 5 and 17.

BACKGROUND:

The City's cannabis business regulations allow for a diverse mix of cannabis retail, cultivation (indoor and outdoor), distribution, retail, and testing businesses. In 2021, the cannabis tax revenues were \$1,897,514, including \$1,229,184 from cultivation, \$636,130 from retail, and \$32,125 from manufacturing. In 2021, a taskforce was assembled of key City staff responsible for regulation and support of the local Cannabis businesses to assess progress of the City's cannabis business program over the past 5 years. The City of Coachella was early to adopt a legal regulatory framework for cannabis businesses to operate in the City and took a conservative approach to cannabis business regulation. The taskforce was able to identify opportunities for streamlining the City's zoning and business regulation for cannabis operations with the goal of reducing processing times, costs, and providing greater regulatory clarity.

The Planning Commission considered the subject Zoning Ordinance Amendment (ZOA) No. 22-03 on June 1, 2022 and recommended approval to the City Council. The Planning Commission also requested that City staff evaluate alternatives for interim cannabis cultivation permits that would not deter future residential development in the existing interim cannabis cultivation boundary and report to the Planning Commission at a future date. The City Council considered the ordinance on June 22, 2022 and affirmed the use of the existing Retail Cannabis Business Sub-Zones as the designated location for storefront retail cannabis businesses. The Council suggested removal of proposed amendments that proposed elimination of the Retail Cannabis Business Sub-Zones and would allow for storefront retail businesses in all commercial zones.

DISCUSSION/ANALYSIS:

The Ordinance No. 1195 proposes several Municipal Code Amendments to Title 5, Business Licenses and Regulations, and Title 17, Zoning to streamline the City's cannabis business program as follows:

- Remove the requirement of commercial cannabis or retail cannabis applicants to pursue a change of zone to apply either a Retail Cannabis RC Overlay or Industrial Park IP Overlay. This would eliminate the need to process both a Change of Zone and a CUP, which requires public hearings at the Planning Commission and the City Council.
- Allow commercial cannabis activity permitted in Chapter 17.85, Commercial Cannabis Activity, to occur in M-S, Manufacturing Service or M-H, Heavy Industrial Zones subject to a CUP and eliminate the need to be located in one of 3 allowed Sub-areas. Currently, commercial cannabis activity is only allowed on M-S zoned properties with an IP Overlay rezoning in Sub-areas #6 (Downtown Expansion), #7 (South Employment District), or #10 (North Employment). The City receives many applications to allow commercial cannabis activity that require both a Change of Zone for IP Overlay and a rezoning from M-S to M-H zones despite the proposed locations within the eligible Sub-areas. Staff's recommendation would allow commercial cannabis activity in M-S and M-H zones subject to 600-foot distance requirement from a residentially zoned lot. A map of the 600 foot distance from residential zones lots demonstrates that the eligible commercial cannabis activity locations would continue to be consistent with Sub-areas 6, 7, and 10, but would allow new commercial cannabis activity in industrial zones east of the 86 Expressway (Attachment 3).
- Remove the requirement for a Development Agreement for retail cannabis businesses in Chapter 17.84, Retail Cannabis Businesses and for Commercial Cannabis Activity in Chapter 17.85. Staff conducted an assessment of existing Development Agreements for cannabis businesses in the City and determined that the development agreements mainly secure a taxation rate for cannabis business activity. This taxation rate in a development agreement is no longer required as the City has a citywide tax rate structure for cannabis businesses. Development agreements could still be entered into voluntarily by applicants as many of the existing development agreements allow for maintaining approved permits activity for up to seven years.
- Reconcile the inconsistent distance requirement from residential zoned lots for cannabis businesses of 1,000 feet in the IP Overlay, Chapter 17.46 and Commercial Cannabis Activity, the Chapter 17.85, distance requirement of 600 feet.
- Eliminate the 250 foot paved street frontage and 5 acre lot size restrictions for Commercial Cannabis businesses in the M-W zone Chapter 17.85. The City has previously granted variances from these limitations. It is unclear why these limitations are necessary and Staff believes it is better to allow for more flexible standards than create a situation that requires variance approvals.
- Allow an expiration timeframe of two (2) years for CUPs and Architectural Review (AR). Currently, CUPs and ARs expire after one year unless an extension of time is granted. Staff

observed that it is difficult to obtain a building permit for a cannabis related development application within a year and the one-year timeframe for CUPs and ARs is not realistic to expect building permit issuance and diligent pursuit of construction. The City of La Quinta and City of Indio have similar two-year expiration timeframe for CUPs and Development Review Permits.

- Establish more defined CUP and AR revocation procedures in Chapter 17.74, Conditional Uses, and Chapter 17.72, Architectural Review. If a cannabis business is determined to be out of compliance with its CUP, it is important to have clear procedures for staff and applicants regarding the revocation process.

Staff supports the proposed amendments as they would result in the reduction of time and resources for staff and applicants in the processing of multiple Zone Changes and variance requests for cannabis business activity proposals.

ALTERNATIVES:

- 1) Adopt Ordinance No. 1195 amending Coachella Municipal Code chapters 5.69, 17.24, 17.26, 17.28, 17.30, 17.32, 17.34, 17.46, 17.47, 17.72, 17.74, 17.84, 17.85 regarding cannabis business zoning and operation in the city and conditional use permit procedures.
- 3) Deny the ordinance.
- 4) Continue this item and provide staff with direction.

RECOMMENDED ALTERNATIVE(S):

Staff recommends Alternative #1.

Attachments:

1. Ordinance No. 1195
2. Redlines of Proposed Amendments to Code Sections
3. Cannabis Business Regulations Matrix (Existing vs. Proposed)

ORDINANCE NO. 1195

AN ORDINANCE OF THE CITY COUNCIL OF THE CITY OF COACHELLA, CALIFORNIA, AMENDING COACHELLA MUNICIPAL CODE CHAPTERS 5.69, 17.24, 17.26, 17.28, 17.30, 17.32, 17.34, 17.46, 17.47, 17.72, 17.74, 17.84, 17.85 REGARDING CANNABIS BUSINESS ZONING AND OPERATION IN THE CITY AND CONDITIONAL USE PERMIT PROCEDURE

The City Council of the City of Coachella, California, does hereby ordain as follows:

SECTION 1. Amendment to Municipal Code. Chapter 5.69 *Retail Cannabis Business Regulatory Permit*, Section 5.69.020 *Regulatory permit required*, subsection (A) is hereby amended as follows:

“5.69.020 Regulatory permit required.

A. Prior to initiating operations and as a continuing request to operating a retail cannabis business, the owner of the proposed retail cannabis business shall obtain (i) a regulatory permit from the city manager and shall pay application fees as established by resolution adopted by the city council as amended from time to time, and (ii) a conditional use permit from the city as required by this code.”

SECTION 2. Amendment to Municipal Code. Chapter 5.69 *Retail Cannabis Business Regulatory Permit*, Section 5.69.120 *Onsite consumption permit*, subsection (A) is hereby amendment as follows:

“5.69.120 Onsite consumption permit.

A. A storefront retailer or storefront retail microbusiness must obtain an onsite consumption permit (in addition to a regulatory permit under this chapter, and a conditional use permit under Chapter 17) in order for cannabis to be consumed on the premises of the storefront retailer or storefront retail microbusiness.”

SECTION 3. Amendment to Municipal Code. Chapter 17.26 *C-G General Commercial Use Zone*, Section 17.26.020 *Permitted uses*, Subsection (C) is hereby amended as follows:

“17.26.020 Permitted uses.

The following uses are permitted in the C-G zone, subject to all provisions of this chapter:

...

C. Conditional Uses. The following uses may be permitted in all sectors of the CG zone subject to obtaining a conditional use permit pursuant to Chapter 17.74.

- 1. Drive-in, walk-up or other fast-food establishments;

2. Bus terminals, depots, and similar transit facilities;
3. Reconditioned or used merchandise sales;
4. Ambulance services;
5. Car washes;
6. Pawn shops;
7. Bowling, pool or billiard centers;
8. Commercial parking lots;
9. Tourist camps;
10. Automotive repair garage as an accessory to automobile service station;
11. Commercial psychic activities;
12. Liquor sales, subject to Section 17.74.015;
13. Automobile accessories and parts;
14. New and used automobile sales and mobilehome sales;
15. Multi-bay auto repair;
16. Engineering research and testing firms and laboratories;
17. Truck, farm implement and machinery sales and rental, sale of parts;
18. Laundromat/coin operated laundry so long as a full time attendant is provided;
19. Plumbing shop, provided all outside storage is completely screened;
20. Sign manufacture;
21. Parcel or overnight delivery services;
22. Photocopying, photo processing and blueprinting;
23. Ceramic products manufacture;
24. Printing establishments;
25. Drycleaners;
26. Mattress manufacture;

27. Bookstore;
28. Mortuaries;
29. Swap meet, indoor;
30. Swap meet, outdoor;
31. Multi-tenant retail;
32. Tattoo and body piercing parlors;
33. Neighborhood recycling centers, pursuant to Chapter 17.90;
34. Commercial cannabis testing laboratories, pursuant to Chapter 17.85;
35. Non-storefront cannabis retailers and non-storefront retail microbusinesses, pursuant to Chapter 17.84. The conditional uses allowed in this subsection shall not be interpreted to include any primary uses listed in Section 17.26.020(A).”

SECTION 4. Amendment to Municipal Code. Chapter 17.26 *C-G General Commercial Use Zone*, Section 17.26.030 *Property development standards*, Subsection (I) is hereby removed in its entirety.

SECTION 5. Amendment to Municipal Code. Chapter 17.30 *M-S Manufacturing Service Zone*, Sections 17.30.020 *Permitted uses*, subsection (C) are hereby amended as follows:

“17.30.020 Permitted uses.

The following uses are permitted in the M-S zone subject to all provisions of this chapter.

...

C. Conditional Uses. The following uses may be permitted in the M-S zone subject to obtaining a conditional use permit as specified in Section 17.74.010.

1. Restaurant with cocktail lounge;
2. Stone monument works;
3. Exterminating or disinfecting service firm;
4. Cotton gins, oil mills, vegetable oil plants;
5. Oil cloth or linoleum manufacture;
6. Paint, oil, shellac, turpentine, or varnish manufacture;
7. Plastic manufacture;

- 8. Planing mills;
- 9. Poultry dressing and packaging;
- 10. Wire and wire products manufacture;
- 11. Service stations;
- 12. Metal plating;
- 13. Automotive repair garage as an accessory to automobile service station;
- 14. Mini storage warehouse;
- 15. Tattoo and body piercing parlors; and

16. Indoor commercial cannabis cultivation, manufacturing, testing, distribution, retailers and microbusinesses, pursuant to Chapter 17.84. The conditional uses allowed in this subsection shall not be interpreted to include any primary uses listed in Section 17.30.020(A).”

SECTION 6. Amendment to Municipal Code. Chapter 17.30 *M-S Manufacturing Service Zone*, Section 17.30.030 *Property development standards*, subsection (I) is hereby removed in its entirety.

SECTION 7. Amendment to Municipal Code. Chapter 17.32 *M-H Heavy Industrial Zone*, Section 17.32.020 *Permitted uses*, Subsection (C) is hereby amended as follows:

“17.32.020 Permitted uses.

The following uses are permitted in the M-H zone subject to all provisions of this chapter.

...

C. Conditional Uses. The following uses may be permitted in the M-H zone subject to obtaining a conditional use permit pursuant to Chapter 17.74.

- 1. Acid manufacture;
- 2. Animal (including fish) products manufacture or processing;
- 3. Asphalt or asphaltic concrete manufacturing plants;
- 4. Borrow pits;
- 5. Brick yards;
- 6. Breweries and alcoholic beverage manufacture;
- 7. Bulk distributing stations—Hazardous materials;

8. Cement block, concrete block manufacture, storage yards;
9. Concrete ready-mix plants;
10. Community recycling collection facilities, pursuant to Chapter 17.90;
11. Creosote manufacture;
12. Distillation of alcohol, bones, coal, coal tar, coke, wood;
13. Drop forge industries;
14. Explosives or fireworks manufacture;
15. Feed yards, feed mills;
16. Foundry;
17. Gas manufacture, including but not limited to chlorine and other noxious gases;
18. Glue manufacture;
19. Livestock sales and feed yards;
20. Lamp black manufacture;
21. Prison, jail, correctional facility or detention facility;
22. Quarries;
23. Rock crushing operations;
24. Smelting operations;
25. Tannery;
26. Tar distillation or tar products manufacture;
27. Transfer station, small scale, pursuant to Chapter 17.90;
28. Winery;
29. Indoor commercial cultivation, manufacturing, testing laboratory, distribution, non-retail microbusiness, non-storefront cannabis retailers, and non-storefront retail microbusinesses, pursuant to Chapters 17.84 and 17.85. The conditional uses allowed in this subsection shall not be interpreted to include any primary uses listed in Section 17.32.020(A).”

SECTION 8. Amendment to Municipal Code. Chapter 17.34 M-W *Wrecking Yard Zone*, Section 17.34.020 *Permitted Uses*, Subsection (C) is hereby removed as follows:

“17.34.020 - Permitted uses.

...

C. Conditional Uses. The following uses may be permitted in the M-W zone subject to obtaining a conditional use permit pursuant to Chapter 17.74 of this code.

1. Those conditional uses allowed by Section 17.32.020(C) in the M-H zone;
2. Automobile dismantling or wrecking yard;
3. Automobile impounding yard;
4. Community recycling collection facilities, pursuant to Chapter 17.90;
5. Construction and demo material recycling facilities pursuant to Chapter 17.90;
6. Wood and green waste recycling facilities, pursuant to Chapter 17.90.

7. Indoor commercial cannabis cultivation, manufacturing, distribution, testing, non-retail microbusiness, non-storefront retail, non-storefront retail microbusiness, storefront retail, and storefront retail microbusiness, facilities, pursuant to Chapters 17.84 and 17.85. The conditional uses allowed in this subsection shall not be interpreted to include any primary uses listed in Section 17.34.020(A).”

SECTION 9. Amendment to Municipal Code. Chapter 17.34 M-W *Wrecking Yard Zone*, Section 17.34.030 *Property development standards*, Subsection (K) is hereby amended as follows:

“17.34.030 Property development standards.

...

K. Non-storefront retailer and non-storefront retail microbusiness. A non-storefront retailer or non-storefront retail microbusiness shall have a minimum of one hundred (100) feet separation from any residential structure; be at least five hundred (500) feet from any other storefront retail or non-storefront retail cannabis business.”

SECTION 10. Amendment to Municipal Code. Chapter 17.46 *IP Industrial Park Overlay Zone*, Section 17.46.023 *Conditional uses* is hereby amended as follows:

“17.46.023 Conditional uses

The following uses may be permitted in the IP overlay zone subject to obtaining a conditional use permit as specific in Section 17.74.010:

A. Cannabis cultivation, processing, testing, manufacturing, wholesale distribution and/or retail sale (including microbusinesses), subject to the regulatory requirements of Chapters 5.68 and 5.69 of this code.

1. For purposes of this subsection (A), “cannabis cultivation, processing, testing, manufacturing, wholesale distribution, and/or retail sale (including microbusinesses), shall not be interpreted to include any primary uses listed in Section 17.30.020(A).”

SECTION 11. Amendment to Municipal Code. Chapter 17.46 *IP Industrial Park Overlay Zone*, Section 17.46.030 *Property development standards* is hereby amended as follows:

“17.46.030 Property development standards.

A. Project Area/Lot Requirements

1. Minimum Project Area: Ten (10) acres. For purposes of this paragraph, “project area” shall mean the combined area of all legally subdivided lots developed as a common plan or scheme by the same or affiliated developer(s).

2. Minimum individual Lot Size: One acre.

3. Minimum Lot Width. One hundred eighty (180) feet.

4. Minimum Lot Depth. Two hundred twenty (220) feet.

5. Maximum Lot Coverage. Fifty (50) percent. The development services director may allow individual lots within a project area to exceed this standard if he or she finds that: (i) it will result in more orderly development of the project area and (ii) the average lot coverage of all lots within the project area does not exceed fifty (50) percent.

B. Front Yard Requirements.

1. Twenty-five (25) feet from the curb on all property fronting on Avenue 54 and Avenue 52.

2. Twenty (20) feet from the curb on all property fronting Industrial Way, Enterprise Way or Polk Street.

3. Ten (10) feet from the curb on all property fronting any local street.

4. All front setbacks shall be landscaped in a manner approved by the planning commission.

5. No buildings, facilities or other improvements shall be allowed in a required front yard except for landscaping or block entryways approved by the planning commission. Notwithstanding the foregoing, required yards may be used for automobile parking; provided, that landscaping approved by the planning commission is provided along the frontage of the property.

C. Height Limits. The maximum height of any building or structure shall be fifty (50) feet.

D. On-Street/Off-Street Parking and Loading.

1. Off-Street Parking and Loading. Off-street parking and loading facilities shall be provided in accordance with the provisions of Section 17.54.010 of this title.

2. On-Street Parking and Loading. On-street parking or loading shall be prohibited.

E. Walls and Screening.

1. Each development on a lot or parcel of property shall be enclosed with decorative masonry walls and/or wrought iron fencing, subject to review by the planning commission.

2. All parking lots and loading areas shall be screened from view to the street with low decorative masonry walls and landscaping, subject to review by the planning commission.

F. Other Property Development Standards.

1. All utilities shall be underground, until such time as the power transmitted is greater than thirty-four (34) KV and then it shall be brought to the attention of the planning commission prior to any construction.

2. All developments shall include an exterior lighting system to provide adequate are security. Such lighting system shall use high-pressure sodium lights or an equivalent type of light approved by the planning commission.

3. All developments shall be landscaped in a manner approved by the planning commission.”

SECTION 12. Amendment to Municipal Code. Chapter 17.47 *RC Retail Cannabis Overlay Zone*, Section 17.47.010 *Intent and Purpose* is hereby amended as follows:

“17.47.010 - Intent and purpose.

This overlay zone is intended to provide for the well-planned and orderly development of retail cannabis businesses within the community and to eliminate or adequately mitigate any adverse impacts on the community related to such types of development. The RC (retail cannabis) overlay zone designation will be applied to certain property described herein that is zoned C-G (general commercial), R-M (residential multi-family), and M-S (manufacturing service). A change of zone application is not required; however a conditional use permit is required to operate a retail cannabis business within this overlay zone. The provisions of this chapter shall apply in addition to the regulations provided by the underlying C-G zone, R-M, M-S zones. Whenever there is a conflict or inconsistency between the provisions of this article and the underlying zone, the provisions of this chapter shall be controlling.”

SECTION 13. Amendment to Municipal Code. Chapter 17.47 *RC Retail Cannabis Overlay Zone*, Section 17.47.040 *Conditional Uses* is hereby amended as follows:

“17.47.040 – Conditional uses.

The retail sale, exchange, transaction, or delivery of cannabis, including storefront retailers and/or retail microbusinesses are permitted in all RC overlay zone Subzones, as described in Section 17.47.020, subject to first obtaining a conditional use permit as specified in Section 17.74.010 and meeting all of the regulatory requirements set forth in Chapters 5.69 and 17.84 of this code.”

SECTION 14. Amendment to Municipal Code. Chapter 17.72 *Architectural Review*, Section 17.72.010 *Architectural Review*, subsection (G) is hereby amended as follows:

“J. Expiration of Architectural Approval.

1. Architectural approval shall expire two (2) years from approval unless the applicant has: obtained a building permit; paid all applicable fees; commenced construction; and is diligently pursuing completion. A cessation of construction for a period of more than thirty (30) consecutive days shall be presumed to be nondiligent.

2. The architectural review approval that has been granted, but not been exercised within two years, may be renewed for three one year time extensions only if an application stating reasons for renewal is filed with the planning director at least ten (10) days prior to one two years after the effective date of the architectural review approval. The original approving authority for the architectural review (planning director or planning commission) shall render a decision regarding an extension. In the event that the planning director or planning commission acts to grant a time extension for the architectural approval, the planning director or planning commission may impose any reasonable conditions on the architectural approval as a condition of its renewal. In the event that such additional conditions are not acceptable to the applicant and/or owner, the planning director or planning commission shall deny the time extension request.

3. The criteria for granting a two (2) year extension are:

- a. No significant change has occurred in the surrounding neighborhood;
- b. The project conforms to existing and any new building and zone requirements;
- c. A request for the extension is properly filed with the planning director ten (10) days or more prior to expiration; and
- d. The applicant states upon affidavit the reasons requiring an extension and such other criteria as the planning department shall set forth in the application.

4. The planning director or planning commission shall grant the extension if good cause is set forth in the application.”

SECTION 15. Amendment to Municipal Code. Chapter 17.74 *Conditional Uses*, Section 17.74.050 *Post-determination procedures*, subsections (A) and (B) is hereby amended as follows:

“A. Expiration of Conditional Use.

1. A conditional use shall expire and shall become void two years following the date on which the conditional use became effective, unless prior to the expiration of two years a building permit is issued and construction is commenced and diligently pursued toward completion, or a certificate of occupancy is issued.

2. A conditional use that has been granted, but not been exercised within two years may be renewed for three one-year time extensions only if an application stating reasons for renewal is filed prior to one year after the effective date of the conditional use approval by the planning commission. In the event that the planning commission acts to approve a time extension for the conditional use permit, the planning commission may impose any reasonable conditions on the conditional use permit as a condition of the time extension, provided a modification to the conditional use permit is processed. In the event that such additional conditions are not acceptable to the applicant and/or owner, the planning commission shall deny the time extension request.

3. Conditional uses for public utilities, public health facilities, or governmental enterprises, including but not limited to elementary or high schools, libraries, museums, fire or police stations are exempt from the expiration provision provided acquisition or legal proceeding for acquisition of the site is commenced within two years.

B. Revocation of Conditional Use.

1. Review authority. The planning commission may recommend revocation or modification and the city council may revoke or modify the conditional use permit.

2. Planning commission review. The planning commission shall hold a public hearing on the proposed modification or revocation of the conditional use permit at which the then current holder of the conditional use permit (the applicant for the conditional use permit or the applicant's successor in interest) shall be given opportunity to present evidence as to why the conditional use permit should not be modified or revoked. Notice of the hearing shall be given to the holder either by personal service or by registered mail, postage prepaid, return receipt requested; provided, however, that should such notice not be able to be given in such means after three attempts, such notice may be given by posting on the property for which the conditional use permit was issued. The commission may for any reason, when it deems such action necessary or desirable, continue such hearing to a time and place certain. After the hearing, the commission shall recommend that the conditional use permit be revoked, modified or allowed to remain unchanged and shall cause a written report of its recommendation to be transmitted to the city council; provided, however, if the commission has held such hearing on its own motion and is of the opinion that the use permit should neither be revoked or modified, the commission need not report its recommendation.

3. City council review. At the next regular meeting of the city council after the planning commission has acted, any reported recommendation of the planning commission shall be deemed filed with the city council. Within thirty days thereafter, the city council shall hold a public hearing upon the question of the revocation or modification of the conditional use permit. The city council may for any reason, when it deems such action necessary or desirable, continue such hearing to a time and place certain. After the hearing, the city council may revoke or modify the conditional use permit or allow the permit to remain unchanged. The action of the city council shall be final.

4. Required findings. The review authority shall meet one or more of the following findings to modify or revoke a conditional use permit:

- a. One or more conditions of approval of the conditional use permit are being violated or are not being satisfied.
- b. The conditional use is being operated or maintained in a manner that constitutes a public nuisance.
- c. The conditional use is being operated or maintained in a manner that is inconsistent with the use for which the permit was approved.
- d. The use has ceased or been suspended for a year or more.
- e. The use has not been exercised within the validation time period.
- f. The conditional use permit was obtained by fraud in that the original application contained incorrect, false, or misleading information.”

SECTION 16. Amendment to Municipal Code. Chapter 17.84 *Retail Cannabis Businesses*, Section 17.84.020 *Definitions* is hereby amended as follows:

“17.84.020 Definitions.

For the purposes of this chapter, the following definitions shall apply.

“Applicant” means an owner that applies for a conditional use permit under this chapter.

“Cannabis” means all parts of the plant *Cannabis sativa* Linnaeus, *Cannabis indica*, or *Cannabis ruderalis*, whether growing or not; the seeds thereof; the resin, whether crude or purified, extracted from any part of the plant; every compound, manufacture, salt, derivative, mixture, or preparation of the plant, its seeds, or resin. “Cannabis” also means the separated resin, whether crude or purified, obtained from cannabis. “Cannabis” does not include the mature stalks of the plant, fiber produced from the stalks, oil or cake made from the seeds of the plant, any other compound, manufacture, salt, derivative, mixture, or preparation of the mature stalks (except the resin extracted therefrom), fiber, oil, or cake, or the sterilized seed of the plant which is incapable of germination. For the purpose of this division, “cannabis” does not mean “industrial hemp” as defined by Section 11018.5 of the Health and Safety Code.

“Cannabis concentrate” means cannabis that has undergone a process to concentrate one or more active cannabinoids, thereby increasing the product’s potency. Resin from granular trichomes from a cannabis plant is a concentrate for purposes of this division. A cannabis concentrate is not considered food, as defined by Section 109935 of the Health and Safety Code, or a drug, as defined by Section 109925 of the California Health and Safety Code.

“Cannabis products” means cannabis that has undergone a process whereby the plant material has been transformed into a concentrate, including, but not limited to, concentrated

cannabis, or an edible or topical product containing cannabis or concentrated cannabis and other ingredients.

“City manager” means the city manager of the city of Coachella or designee.

“Conditional use permit” or “CUP” means a conditional use permit issued under this chapter.

“Customer” means a natural person twenty-one (21) years of age or older or a natural person eighteen (18) years of age or older who possesses a physician’s recommendation, or a primary caregiver.

“Delivery” means the commercial transfer of cannabis or cannabis products to a customer.

“Edible cannabis product” means manufactured cannabis that is intended to be used, in whole or in part, for human consumption, including, but not limited to, chewing gum, but excluding products set forth in Division 15 of the California Food and Agricultural Code. An edible cannabis product is not considered food as defined by Section 109935 of the California Health and Safety Code or a drug as defined by Section 109925 of the California Health and Safety Code. When the term “cannabis” is used in this chapter, it shall include “edible cannabis products.”

“Non-retail microbusiness” means a commercial business that engages in indoor cultivation of cannabis on an area less than ten thousand (10,000) square feet, Level 1 manufacturing, and distribution, provided such permittee can demonstrate compliance with all requirements imposed by this chapter and State law on licensed cultivators, distributors, Level 1 manufacturers, and retailers to the extent the permittee engages in such activities.

“Non-storefront retail microbusiness” means a commercial business that engages in non-storefront retail cannabis sales and at least two of the following commercial cannabis activities: indoor cultivation of cannabis on an area less than ten thousand (10,000) square feet, Level 1 manufacturing, and distribution, provided such permittee can demonstrate compliance with all requirements imposed by this chapter and State law on licensed cultivators, distributors, Level 1 manufacturers, and retailers to the extent the permittee engages in such activities.

“Non-storefront retailer” means a cannabis retailer that provides cannabis exclusively through delivery.

“Owner” means any of the following:

- (1) A person with an aggregate ownership interest of twenty percent (20%) or more in the applicant, unless the interest is solely a security, lien, or encumbrance;
- (2) The chief executive officer of a nonprofit or other entity;
- (3) A member of the board of directors of a nonprofit;
- (4) The trustee(s) and all persons who have control of the trust and/or the commercial cannabis business that is held in trust.

(5) An individual entitled to a share of at least twenty percent (20%) of the profits of the commercial cannabis business;

(6) An individual that will be participating in the direction, control, or management of the person applying for a permit. Such an individual includes any of the following: a general partner of a commercial cannabis business that is organized as a partnership; a non-member manager or managing member of a commercial cannabis business that is organized as a limited liability company; an officer or director of a commercial cannabis business that is organized as a corporation.

“Permittee” means any person holding a valid permit under this chapter. A permittee includes all representatives, agents, parent entities, or subsidiary entities of the permittee.

“Person” includes any individual, firm, partnership, joint venture, association, corporation, limited liability company, estate, trust, business trust, receiver, syndicate, or any other group or combination acting as a unit, and the plural as well as the singular.

“Premises” means the designated structures and land specified in the conditional use permit application or development agreement that are in the possession of an used by the applicant or permittee to conduct the retail cannabis business. The premises must be a contiguous area and may only be occupied by one permittee.

“Retail cannabis business” means a business that sells and/or delivers cannabis or cannabis products to customers, and includes the following business types: non-storefront retail microbusiness, non-storefront retailer, storefront retailer, and storefront retail microbusiness.

“Sell,” “sale,” and “to sell” include any transaction, whereby, for any consideration title to cannabis or cannabis products is transferred from one person to another, and includes the delivery of cannabis or cannabis products pursuant to an order placed for the purchase of the same and soliciting or receiving an order for the same, but does not include the return of cannabis or cannabis products by a permittee to the permittee from who the cannabis or cannabis product was purchased.

“State license” means a license issued by the state of California, as listed in California Business and Professions Code Section 26050.

“Storefront retailer” means a business that has a storefront open to the public where cannabis or cannabis products are offered for retail sale to consumers, where delivery may or may not be included as part of the business’s operation.

“Storefront retail microbusiness” means a commercial business that engages in retail cannabis sales and at least two of the following commercial cannabis activities: indoor cultivation of cannabis on an area less than ten thousand (10,000) square feet, Level 1 manufacturing, and distribution, provided such permittee can demonstrate compliance with all requirements imposed by this chapter and state law on licensed cultivators, distributors, Level 1 manufacturers, and retailers to the extent the permittee engages in such activities.

Words and phrases not specifically defined in this code shall have the meaning ascribed to them as defined in the following sources:

- A. The Compassionate Use Act of 1996 (“CUA”);
- B. The Medical Marijuana Program (“MMP”); and
- C. The Medicinal and Adult-Use Cannabis Regulation and Safety Act (“MAUCRSA”).”

SECTION 17. Amendment to Municipal Code. Chapter 17.84 *Retail Cannabis Businesses*, Section 17.84.030 *Conditional use permit required* is hereby amended as follows:

“17.84.030 Conditional use permit required.

A. The city may authorize a total of ten (10) storefront retailers and/or storefront retail microbusinesses and an unlimited number of non-storefront retailers and non-storefront retail microbusinesses to operate in the city of Coachella pursuant to section 17.84.040. No more than five (5) storefront retailers and/or storefront retail microbusinesses may operate in Sub-Zone #1 (as described in Chapter 17.47). No more than two (2) storefront retailers and/or storefront retail may operate in Sub-Zone #2 (as described in Chapter 17.47). The remaining storefront retailers and/or storefront retail microbusinesses, in addition to an unlimited number of non-storefront retailers and non-storefront retail microbusinesses that comply with the property development standards listed in Section 17.84.040(B), may operate in Sub-Zone #3 (as described in Chapter 17.47) and/or the M-S Manufacturing Service Zone (as described in Chapter 17.30), M-H Heavy Industrial Zone (as described in Chapter 17.72), and M-W Wrecking Yard Zone (as described in Chapter 17.34). If applications are submitted for a greater number of conditional use permits than are permitted by this section, selection among the applicants may be made by a process, and subject to criteria, established by city council resolution. Conditional use permits for all retail cannabis businesses shall be issued in accordance with the requirements in this chapter and Chapters 17.34, 17.46, and 17.47, as applicable.

B. Prior to initiating operations and as a continuing requisite to operating a retail cannabis business, the owner shall obtain (i) conditional use permit from the city, (ii) a regulatory permit from the city manager and shall pay application fees as established by resolution adopted by the city council as amended, and (iii) a state license for each cannabis use authorized in the conditional use permit. Unless otherwise stated herein in this section, the provisions found in Chapter 17.74 entitled “Conditional Uses” shall apply.

C. Changes in state license type, business owner, or operation will require an amendment to the approved conditional use permit.

D. A retail cannabis business with a physical address outside of the city that wishes to deliver cannabis or cannabis products to a customer in the city is not required to obtain a conditional use permit under this chapter, but is required to obtain a city business license.

E. This chapter does not apply to the individual possession of cannabis for personal adult use, as allowed by state law. Personal possession and use of cannabis in compliance with state law are permitted in the city of Coachella.”

SECTION 18. Amendment to Municipal Code. Chapter 17.84 *Retail Cannabis Businesses*, Section 17.84.040 *Permitted locations and standards* is hereby amended as follows:

“17.84.040 Permitted locations and standards.

A. Location Restrictions. Retail cannabis businesses are allowed in the M-W Wrecking Yard Zone, as described in Chapter 17.34, the IP Industrial Park Overlay Zone, as described in Chapter 17.46, and the RC retail cannabis overlay zone, as described in Chapter 17.47.

B. Distance Restrictions.

1. Non-storefront businesses. A non-storefront retailer or non-storefront retail microbusiness shall have a minimum of one hundred (100) feet separation from any residential structure and be at least five hundred (500) feet from any other storefront retail or non-storefront retail cannabis business; and may not be located in the City’s Pueblo Viejo District. For purposes of this chapter, “Pueblo Viejo District” shall be that area in the city bounded by Cesar Chavez Street to the south, 1st Street to the west, Grapefruit Boulevard to the north, and 9th Street to the east.

2. Storefront businesses. A storefront retailer or storefront retail microbusiness shall be located a minimum distance of eight hundred (800) feet away from Avenue 52. The distance shall be measured at the nearest point between any part of the building containing retail cannabis business and the Avenue 52 street right-of-way.

3. Separation from schools. No retail cannabis business shall be located within two hundred fifty (250) feet of any public or private school (K-12), day care center, or youth center. The distance shall be measured from the nearest point between any part of the building containing the retail cannabis business to any lot line of the other use. For purposes of this paragraph, the following definitions shall apply:

a. “Day care center” means any child day care facility other than a family day care home, and includes infant centers, preschools, extended day care facilities and school age child care centers.

b. “Youth center” means any public or private facility that is primarily used to house recreational or social activities for minors, including, but not limited to, private youth membership organizations or clubs, social service teenage club facilities, video arcades, or similar amusement park facilities.

C. No Drive-Thru Retail Cannabis Facilities. No retail cannabis business shall operate “drive-thru”, “drive up”, “window service” or similar facilities whereby a customer can order, purchase and receive retail cannabis without leaving his or her vehicle.

D. Location of Customer Entrance. No retail cannabis business shall have a customer entrance that is adjacent to or directly across the street from a residentially zoned lot.

E. State license(s). Every retail cannabis business shall submit to the city manager a copy of any and all of its state license(s). If any state license is suspended, modified, revoked, or expired, the permittee shall notify the city manager in writing within ten (10) calendar days.

F. Building façade plan. Each CUP applicant must submit a building façade plan. Building façade plans shall include renderings of the exterior building elevations for all sides of the building. All building façades shall be tastefully done and in keeping with the high architectural quality and standards of the city of Coachella. The retail cannabis business facade and building signs shall be compatible and complimentary to surrounding businesses and shall add visual quality to the area.

G. Compliance with Chapter 17.74. Except as required in this chapter, CUPs shall be reviewed, issued, denied, suspended, revoked, and/or renewed in accordance with Chapter 17.74 entitled “Conditional Uses”. If any provision of this chapter conflicts with any provision of Chapters 17.74 of this code, the provision in this chapter shall control.”

SECTION 19. Amendment to Municipal Code. Chapter 17.84 *Retail Cannabis Businesses*, Section 17.84.060 *Prohibited operations* is hereby amended as follows:

“17.84.060 Prohibited operations.

Any retail cannabis business that does not have a CUP, regulatory permit required under this code, and a state license(s) is expressly prohibited in all city zones and is hereby declared a public nuisance that may be abated by the city and is subject to all available legal remedies, including, but not limited to civil injunctions.”

SECTION 20. Amendment to Municipal Code. Chapter 17.84 *Retail Cannabis Businesses*, Section 17.84.070 *Grounds for permit denial, suspension, and revocation* is hereby amended as follows:

“17.84.070 Grounds for permit denial, suspension, and revocation.

Any conditional use permit considered or issued pursuant to the provisions of this chapter may be denied, suspended, or revoked by the planning commission upon receiving satisfactory evidence that the applicant or permittee or owner, its agent(s), employee(s), or any person connected or associated with the applicant or permittee:

- A. Has knowingly made false statements in the applicant’s application or in any reports or other supporting documents furnished by the applicant or permittee;
- B. Has failed to maintain a valid state license;
- C. Has failed to comply with any applicable provision of the Coachella Municipal Code, including, but not limited to this chapter, the city’s building, zoning, health, and public safety regulations;
- D. Has failed to comply with any condition imposed on the conditional use permit; or

E. Has allowed the existence of or created a public nuisance in violation of the Coachella Municipal Code.”

SECTION 21. Amendment to Municipal Code. Chapter 17.85 *Commercial Cannabis Activity*, Section 17.85.020 *Definitions* is hereby amended as follows:

“17.85.020 Definitions.

Unless the particular provision or context otherwise requires, the definitions and provisions contained in this section shall govern the construction, meaning, and application of words and phrases used in this chapter:

“Applicant” means an owner applying for a conditional use permit under this chapter.

“Cannabis” means all parts of the plant *Cannabis sativa* Linnaeus, *Cannabis indica*, or *Cannabis ruderalis*, whether growing or not; the seeds thereof; the resin, whether crude or purified, extracted from any part of the plant; and every compound, manufacture, salt, derivative, mixture, or preparation of the plant, its seeds, or resin. “Cannabis” also means the separated resin, whether crude or purified, obtained from cannabis. “Cannabis” also means marijuana as defined by Section 11018 of the California Health and Safety Code. “Cannabis” does not include the mature stalks of the plant, fiber produced from the stalks, oil or cake made from the seeds of the plant, any other compound, manufacture, salt, derivative, mixture, or preparation of the mature stalks (except the resin extracted therefrom), fiber, oil, or cake, or the sterilized seed of the plant which is incapable of germination. For the purpose of this chapter, “cannabis” does not mean “industrial hemp” as defined by Section 81000 of the California Food and Agricultural Code or Section 11018.5 of the California Health and Safety Code.

“Cannabis concentrate” means cannabis that has undergone a process to concentrate one or more active cannabinoids, thereby increasing the product’s potency. Resin from granular trichomes from a cannabis plant is a concentrate for purposes of this division. A cannabis concentrate is not considered food, as defined by Section 109935 of the Health and Safety Code, or a drug, as defined by Section 109925 of the California Health and Safety Code.

“Cannabis products” has the same meaning as marijuana products in Section 11018.1 of the California Health and Safety Code. When the term “cannabis” is used in this chapter, it shall include “cannabis products.”

“City manager” means the city manager of the city of Coachella or designee.

“Commercial cannabis activity” includes the cultivation, manufacture, laboratory testing, and distribution, including non-retail microbusinesses, (including possession, processing, storing, and labeling incidental to each activity, as applicable) of cannabis and cannabis products. For purposes of this chapter, “commercial cannabis activity” does not include delivery or retail sale of cannabis or cannabis products.

“Conditional use permit” or “CUP” means a conditional use permit issued under this chapter.

“Cultivate” or “cultivation” means any commercial activity involving the planting, growing, harvesting, drying, curing, grading, or trimming of cannabis. A cannabis nursery is considered a “cultivation” use.

“Customer” means a natural person twenty-one (21) years of age or older or a natural person eighteen (18) years of age or older who possesses a physician’s recommendation, or a primary caregiver.

“Delivery” means the commercial transfer of cannabis or cannabis products to a customer.

“Distribution” means the procurement, wholesale sale, and transport of cannabis and cannabis products between entities permitted or licensed under this chapter, another local California jurisdiction, or state law.

“Edible cannabis product” means manufactured cannabis that is intended to be used, in whole or in part, for human consumption, including, but not limited to, chewing gum, but excluding products set forth in Division 15 of the California Food and Agricultural Code. An edible cannabis product is not considered food as defined by Section 109935 of the California Health and Safety Code or a drug as defined by Section 109925 of the California Health and Safety Code. When the term “cannabis” is used in this chapter, it shall include “edible cannabis products.”

“Indoor” means within a fully enclosed and secure building.

“Manufacture” means to compound, blend, extract, infuse or otherwise make or prepare a cannabis product.

“Manufacturer” means a permittee that conducts the production, preparation, propagation, or compounding of cannabis or cannabis products either directly or indirectly or by extraction methods, or independently by means of chemical synthesis, or by a combination of extraction and chemical synthesis at a fixed location that packages or repackages cannabis or cannabis products or labels or relabels its container.

“Non-retail microbusiness” means a commercial business that engages in indoor cultivation of cannabis on an area less than ten thousand (10,000) square feet, Level 1 manufacturing, and distribution, provided such permittee can demonstrate compliance with all requirements imposed by this chapter and State law on licensed cultivators, distributors, and Level 1 manufacturers.

“Nursery” means a permittee that produces only clones, immature plants, seeds, and other agricultural products used specifically for the propagation and cultivation of cannabis.

“Operation” means any act for which a permit is required under the provisions of this chapter, or any commercial transfer of cannabis or cannabis products.

“Owner” means any of the following:

(1) A person with an aggregate ownership interest of twenty (20) percent or more in the applicant, unless the interest is solely a security, lien, or encumbrance;

- (2) The chief executive officer of a nonprofit or other entity;
- (3) A member of the board of directors of a nonprofit;
- (4) The trustee(s) and all persons who have control of the trust and/or the commercial cannabis business that is held in trust.
- (5) An individual entitled to a share of at least twenty (20) percent of the profits of the commercial cannabis business;
- (6) An individual that will be participating in the direction, control, or management of the person applying for a permit. Such an individual includes any of the following: a general partner of a commercial cannabis business that is organized as a partnership; a non-member manager or managing member of a commercial cannabis business that is organized as a limited liability company; an officer or director of a commercial cannabis business that is organized as a corporation.

“Permittee” means the individual or applicant to whom a conditional use permit has been issued under this chapter. A permittee includes all representatives, agents, parent entities, or subsidiary entities of the permittee.

“Person” includes any individual, firm, co-partnership, joint venture, association, corporation, limited liability company, estate, trust, business trust, receiver, syndicate, or any other group or combination acting as a unit, and the plural as well as the singular.

“Shared-use facility” means a premises registered by a primary manufacturing permittee at which multiple cannabis manufacturers may operate at separate times.

“Testing” means subjecting cannabis to laboratory testing for active compounds and purity prior to distribution for consumption.

“Testing laboratory” means a laboratory, facility, or entity in California, that offers or performs tests of cannabis or cannabis products and that is both of the following: (1) Accredited by an accrediting body that is independent from all other persons involved in commercial cannabis activity in the state; and (2) Licensed by the California Bureau of Marijuana (or Cannabis) Control within the California Department of Consumer Affairs (when such licenses begin to be issued).

Words and phrases not specifically defined in this code shall have the meaning ascribed to them as defined in the following sources:

- A. CUA (California Health and Safety Code Section 11362.5);
- B. MMP (California Health and Safety Code Sections 11362.7 through 11362.83); and
- C. MAUCRSA (California Business and Professions Code Sections 26000 et seq.).”

SECTION 22. Amendment to Municipal Code. Chapter 17.85 *Commercial Cannabis Activity*, Section 17.85.030 *Commercial cannabis activity permitted* is hereby amended as follows:

“17.85.030 - Commercial cannabis activity permitted.

Commercial cannabis activity permitted under this chapter includes indoor cultivation, interim outdoor cultivation, manufacture (including shared-use facilities), distribution, testing, and non-retail microbusinesses (including possession, processing, storing, and labeling incidental to such activity).”

SECTION 23. Amendment to Municipal Code. Chapter 17.85 *Commercial Cannabis Activity*, Section 17.85.040 *Conditional use permit required* is hereby amended as follows:

“17.85.040 - Conditional use permit required.

Prior to initiating operations and as a continuing requisite to operating a commercial cannabis activity, the applicant shall obtain a CUP as provided in Chapter 17.74 entitled “Conditional Uses” and a regulatory permit and a state license for each use authorized in the CUP. If any provision of this chapter conflicts with any provision of Chapter 17.74 of this code, the provision in this chapter shall control. An applicant must obtain a separate CUP for each commercial cannabis activity the applicant wishes to operate. Separate CUPs may be issued for indoor cannabis cultivation versus interim outdoor cannabis cultivation. Each CUP will include a condition of approval requiring that the permittee also obtain and maintain an indoor cultivation, interim outdoor cultivation, manufacture, distribution, non-retail microbusiness, or testing laboratory regulatory permit required by this code. Each CUP for interim outdoor cultivation may include a condition of approval that limits outdoor cultivation activities to a specified duration not to exceed the sooner of forty eight (48) months, or the first phase of construction establishing a new residential or commercial use. If the condition is accepted by the applicant, the City may thereafter record a covenant memorializing this restriction against the property, which shall include a reference to the approved CUP. The City Manager or his/her designee shall make efforts to notify the permittee a year prior to CUP expiration of the need to renew the CUP.”

SECTION 24. Amendment to Municipal Code. Chapter 17.85 *Commercial Cannabis Activity*, Section 17.85.050 *Permitted locations and standards* is hereby amended as follows:

“17.85.050 - Permitted locations and standards.

A. Indoor commercial cultivation, manufacturing, testing laboratory, and distribution activities.

1. Location. Indoor commercial cultivation, manufacturing, testing laboratory, distribution, and non-retail microbusiness uses may be located in any manufacturing service (M-S) zone, heavy industrial (M-H) zone, and wrecking yard (M-W) zone upon issuance of a conditional use permit and regulatory permit.

2. Indoor only. All uses shall be conducted only in the interior of enclosed structures, facilities, and buildings. All indoor cultivation operations, including all cannabis plants, at any stage of growth, shall not be visible from the exterior of any structure, facility or building containing cultivation. All indoor cultivation, manufacturing, testing and processing must take place indoors, within a permanent structure that is enclosed on all sides. Outdoor manufacturing, testing, and processing are prohibited. Portable greenhouses and/or non-permanent enclosures

Ordinance No. 1195

Page 20

shall not be used for cultivation unless they are placed inside of a permanent structure that is enclosed on all sides.

3. Odor control. Uses shall not result in the creation of any odors detectable from anywhere off the property boundaries. The use of carbon filtration systems and other mitigation measures shall be used on all commercial cannabis activities that cause such odors.

4. Water and sewer. Indoor commercial cannabis activity must be served by municipal water and sewer services. Interim outdoor cannabis cultivation uses need only be served by a private water well or municipal water.

5. Distance restriction. Indoor commercial cannabis activity shall be located a minimum distance of six hundred (600) feet away from any residentially-zoned lot. The distance shall be measured at the nearest point between property lines containing the commercial cannabis use and any lot line of the residential use.

6. Testing laboratories. Testing laboratories may be located in the general commercial (C-G) zone in addition to the M-W zone and IP overlay zone with a CUP, but are not required to meet the requirement in subsection (A)(5) of this section.

B. Interim outdoor commercial cannabis cultivation.

1. Location. Interim outdoor commercial cannabis cultivation be located in any agricultural reserve (A-R) zone, agricultural transition (A-T) zone, residential single-family (R-S) zone, multiple-family residential (R-M) zone, and general commercial (C-G) zone that is located within the geographic area bounded by Vista Del Sur on the north, the All-American Canal on the east, Avenue 52 on the south, and the 86 Expressway on the west, upon issuance of a conditional use permit CUP and a regulatory permit.

2. Property development standards. All interim outdoor commercial cannabis cultivation sites:

(a) shall be located on a site having a minimum of one (1) acre in size.

(b) shall have a maximum canopy size that is no larger than the maximum size authorized by the State license for that business.

(c) shall provide a minimum twenty-foot (20 ft.) setback on all sides with an opaque fencing material, subject to review and approval by the Planning Director, to screen the outdoor grow areas from view to public streets.

3. Distance Restrictions. No interim outdoor commercial cannabis cultivation shall be located within one thousand (1,000) feet of any public or private school (K-12), day care center or youth center. The distance shall be measured from the nearest point between the property line containing the interim outdoor commercial cannabis cultivation use to any lot line of the other use. "Day care center" means any child day care facility other than a family day care home, and includes infant centers, preschools, extended day care facilities and school age child care centers. "Youth center" means any public or private facility that is primarily used to house recreational or social

activities for minors, including, but not limited to, private youth membership organizations or clubs, social service teenage club facilities, video arcades, or similar amusement park facilities.”

SECTION 25. Amendment to Municipal Code. Chapter 17.85 *Commercial Cannabis Activity*, Section 17.85.080 *Prohibited operations* is hereby amended as follows:

“17.85.080 Prohibited operations.

Any commercial cannabis activity that does not have both a CUP and a regulatory permit required under this code is expressly prohibited in all city zones and is hereby declared a public nuisance that may be abated by the city and is subject to all available legal remedies, including but not limited to civil injunctions.”

SECTION 26. CEQA Analysis. This Ordinance is not subject to the California Environmental Quality Act (“CEQA”) pursuant to Section 15060(c)(2) of the State’s CEQA Guidelines (California Code of Regulations, Title 14, Chapter 3), as the action will not result in either a direct or reasonably foreseeable indirect physical change in the environment, and Section 15060(c)(3) of the CEQA Guidelines, as the action is not a project as defined in Section 15378 of the CEQA Guidelines, because it has no potential for resulting in physical change to the environment, directly or indirectly because this Ordinance does not involve any commitment to a specific project which may result in potentially significant physical impact on the environment.

SECTION 27. Severability. If any section, subsection, subdivision, paragraph, sentence, clause or phrase of this Ordinance, or any part thereof, is for any reason held to be invalid or unconstitutional by a decision of any court of competent jurisdiction, such decision shall not affect the validity of the remaining portions of this Ordinance, or any part thereof. The City Council hereby declares that it would have passed each section, subsection, subdivision, paragraph, sentence, clause or phrase thereof, irrespective of the fact that any one or more section, subsection, subdivision, paragraph, sentence, clause or phrase would be subsequently declared invalid or unconstitutional.

SECTION 28. Publication and Effective Date. The City Clerk shall certify to the passage and adoption of this Ordinance and shall cause this Ordinance to published or posted as required by law, which shall take full force and effect thirty (30) days from its adoption.

PASSED, APPROVED and ADOPTED this 27th day of July 2022.

Steven A. Hernandez
Mayor

ATTEST:

Angela M. Zepeda
City Clerk

APPROVED AS TO FORM:

Carlos Campos
City Attorney

STATE OF CALIFORNIA)
COUNTY OF RIVERSIDE) ss.
CITY OF COACHELLA)

I HEREBY CERTIFY that the foregoing Ordinance No. 1194 was duly and regularly introduced at a meeting of the City Council on the 22nd day of June 2022, and that thereafter the said ordinance was duly passed and adopted at a regular meeting of the City Council on the 27th day of July 2022.

AYES:

NOES:

ABSENT:

ABSTAIN:

Andrea J. Carranza, MMC
Deputy City Clerk

Existing City of Coachella Cannabis Business Regulations

	Distance from schools	Distance from residential	Distance from other cannabis uses	Permitted Locations	Size Limit	# restrictions	CUP Required	Overlay Zone Required	Cannabis Regulatory Permit	Development Agreement (DA)
Retail Cannabis-Storefront or Storefront microbusiness (CMC Chapter 17.84)	250 ft from from schools, day care or youth center if in RC Overlay Zones	None	None	Subzone 1, 2, or 3, M-W Wrecking Yard Zone, IP Overlay Zone	None	10	Yes	Retail Cannabis or IP Overlay Zone required if not in M-W Zone	Yes	Required for Sub-Zone #2 only
Retail Cannabis-Non Storefront retailer or Non Storefront microbusiness (CMC Chapter 17.84)	250 ft from from schools, day care or youth center if in RC Overlay Zones	100 feet from residential structure	500 feet from storefront retail or non-storefront retail cannabis business	M-W, Sub Zone #3. Prohibited in Sub Zone 1, 2 and the Pueblo Viejo District. IP Overlay Zone. Have been allowed in Commercial Zones.	None	None	Yes	Retail Cannabis or IP Overlay Zone required if not in M-W Zone	Yes	No
Commercial Cannabis Activity (CMC Chapter 17.85) - cultivation, manufacture, laboratory testing, and distribution, including non-retail microbusinesses	None	600 feet from residential zoned lot. IP overlay zone requires 1,000 feet from residential zoned lot.		M-W Zone, IP Overlay Zone. Testing allowed in C-G Zone. IP Zone requires retail microbusiness or storefront retail be 800 feet from Ave 52	5 acres, 250 ft frontage in M-W Zone. Testing exempt from 250 ft frontage requirement. 10 acre project area and lot size of 5 acres in IP Zone.	None	Yes or DA	IP Overlay Zone required if not in M-W Zone.	Yes	Yes or CUP
Commercial Cannabis Activity (CMC Chapter 17.85)- Outdoor Cannabis Cultivation	1,000 ft from schools, day care or youth center	None	None	A-R zone, A-T zone, R-S zone, R-M zone, and C-G zone in designated geographic area - Ave 48 on the north, the All-American Canal on the east, Ave 52 on the south, and 86 Expressway and Tyler Street.	1 acre minimum	None	Yes or DA	No	Yes	Yes or CUP

Proposed City of Coachella Streamline Cannabis Business Regulations Amendments

	Distance from schools	Distance from residential	Distance from other cannabis uses	Permitted Locations	Size Limit	# restrictions	CUP Required	Overlay Zone Required	Cannabis Regulatory Permit	Development Agreement
Retail Cannabis-Storefront or Storefront microbusiness (CMC Chapter 17.84)	250 ft from from schools, day care or youth center.	None	None	Subzone 1, 2, or 3, M-W Wrecking Yard , M-S Manufacturing Service, M-H Heavy Industrial Zone.	None	10	Yes	No	Yes	No
Retail Cannabis-Non Storefront retailer or Non Storefront microbusiness (CMC Chapter 17.84)	250 ft from from schools, day care or youth center.	100 feet from residential structure	500 feet from storefront retail or non-storefront retail cannabis business	M-W, Sub Zone #3. Prohibited in Sub Zone 1, 2 and the Pueblo Viejo District. IP Overlay Zone. Have been allowed in Commercial Zones.	None	None	Yes	No	Yes	No
Commercial Cannabis Activity (CMC Chapter 17.85) - cultivation, manufacture, laboratory testing, and distribution, including non-retail microbusinesses	None	600 feet from residential zoned lot.	None	M-S and M-W Zones. Testing allowed in C-G Zone. 800 feet from Ave 52.	None	None	Yes or DA	No	Yes	No
Commercial Cannabis Activity (CMC Chapter 17.85)- Outdoor Cannabis Cultivation	1,000 ft from schools, day care or youth center	None	None	A-R zone, A-T zone, R-S zone, R-M zone, and C-G zone in designated geographic area - Ave 48 on the north, the All-American Canal on the east, Ave 52 on the south, and 86 Expressway and Tyler Street.	1 acre minimum	None	Yes	No	Yes	No

City of Coachella Building Activity Report
April 2022

Item 9.

Permits	Current Month	Past Month	This Month Last Year	This Year to Date	Last Year to Date
Res. Solar Panels	2	6	0	52	52
Misc. Building Permits	56	61	45	193	133
Residential Additions/Ga	5	2	3	15	4
Single Family Dwellings	18	7	11	27	46
Commercial Bldgs.	3	3	0	7	1
Commercial Ten. Improv	3	3	1	9	1
Multi- Family Units	56	0	0	56	0
Plan Check	0	0	61	0	241
TOTALS	143	82	121	359	478

Revenue Fees

Building Fees	\$79,781.00	\$43,010.50	\$40,456.00	\$164,211.50	\$172,219.10
Dev. Impact Fees	\$614,957.59	\$205,997.32	\$192,434.49	\$866,829.77	\$778,803.04
Sewer & Water Fees	\$389,372.22	\$1,246,138.82	\$97,076.76	\$1,701,028.37	\$394,422.69
Misc. (TUMF, MSF, FIRE)	\$57,878.06	\$58,509.27	\$27,720.00	\$137,823.31	\$126,296.85
Plan Check	\$29,047.00	\$16,247.00	\$8,621.00	\$67,390.00	\$42,696.50
Cert of Occupancy	\$19,968.00	\$2,560.00	\$3,072.00	\$23,296.00	\$12,288.00
SB1473	\$609.60	\$489.70	\$170.00	\$1,331.15	\$656.01
TOTALS	\$1,191,613.47	\$1,572,952.61	\$369,550.25	\$2,961,910.10	\$1,527,382.19

1% Construction Tax	\$125,174.80	\$96,887.95	\$24,040.12	\$230,742.39	\$96,727.10
Strong Motion Instr.	\$3,068.26	\$2,607.12	\$436.13	\$6,164.35	\$1,693.76
TOTALS	\$128,243.06	\$99,495.07	\$24,476.25	\$236,906.74	\$98,420.86

Valuations	\$13,950,117.03	\$11,071,658.09	\$3,068,012.26	\$28,865,324.58	\$12,418,300.18
-------------------	------------------------	------------------------	-----------------------	------------------------	------------------------

Inspections

General	463	637	523	2194	2108
Final Single Family	0	0	15	0	59
Final Multi Family	0	0	0	0	0
Final Commercial	0	0	0	0	5
Final Miscellaneous	72	49	38	232	99
Final Solar	1	13	12	46	57
Code Enforcement Insp.	23	12	26	63	82
TOTALS	559	711	614	2535	2410

TOTAL DWELLING UNITS IN THE CITY OF COACHELLA

9145

Submitted by:

Rosa Montoya
Development Services Technician

City of Coachella Building Activity Report
May 2022

Item 9.

Permits	Current Month	Past Month	This Month Last Year	This Year to Date	Last Year to Date
Res. Solar Panels	12	2	2	64	54
Misc. Building Permits	42	56	37	235	170
Residential Additions/Ga	5	5	6	20	11
Single Family Dwellings	40	18	0	67	46
Commercial Bldgs.	1	3	1	8	2
Commercial Ten. Improv	1	3	4	10	1
Multi- Family Units	0	56	0	56	0
Plan Check	0	0	0	0	241
TOTALS	101	143	50	460	525

Revenue Fees

Building Fees	\$116,663.75	\$79,781.00	\$16,858.00	\$280,875.25	\$189,077.00
Dev. Impact Fees	\$729,572.42	\$614,957.59	\$101,754.79	\$1,596,402.19	\$880,557.83
Sewer & Water Fees	\$346,887.20	\$389,372.22	\$1,471.08	\$2,047,915.57	\$395,893.69
Misc. (TUMF, MSF, FIRE)	\$153,776.96	\$57,878.06	\$39,615.68	\$291,600.27	\$165,912.53
Plan Check	\$23,658.31	\$29,047.00	\$8,860.00	\$91,048.31	\$51,556.50
Cert of Occupancy	\$10,496.00	\$19,968.00	\$256.00	\$33,792.00	\$12,544.00
SB1473	\$676.10	\$609.60	\$139.00	\$2,007.25	\$795.01
TOTALS	\$1,381,730.74	\$1,191,613.47	\$168,954.55	\$4,343,640.84	\$1,696,336.56

1% Construction Tax	\$147,860.07	\$125,174.80	\$18,698.23	\$378,602.46	\$115,425.33
Strong Motion Instr.	\$2,532.96	\$3,068.26	\$687.24	\$8,697.31	\$2,381.00
TOTALS	\$150,393.03	\$128,243.06	\$19,385.47	\$387,299.77	\$117,806.33

Valuations	\$15,837,784.85	\$13,950,117.03	\$3,635,856.69	\$44,703,109.43	\$16,054,156.87
-------------------	------------------------	------------------------	-----------------------	------------------------	------------------------

Inspections

General	491	463		2685	
Final Single Family	0	0		0	
Final Multi Family	0	0		0	
Final Commercial	1	0		1	
Final Miscellaneous	65	72		297	
Final Solar	21	1		67	
Code Enforcement Insp.	28	23		91	
TOTALS	606	559		3141	

TOTAL DWELLING UNITS IN THE CITY OF COACHELLA

9185

Submitted by:

Rosa Montoya
Development Services Technician

City of Coachella Building Activity Report
June 2022

Item 9.

Permits	Current Month	Past Month	This Month Last Year	This Year to Date	Last Year to Date
Res. Solar Panels	63	12	2	127	56
Misc. Building Permits	45	42	29	277	199
Residential Additions/Ga	7	5	0	27	11
Single Family Dwellings	45	40	0	112	46
Commercial Bldgs.	0	1	0	8	1
Commercial Ten. Improv	3	1	0	13	1
Multi- Family Units	0	0	0	56	0
Plan Check	0	0	0	0	241
TOTALS	163	101	31	620	555

Revenue Fees

Building Fees	\$151,993.90	\$116,663.75	\$6,489.50	\$432,869.15	\$195,566.00
Dev. Impact Fees	\$771,433.30	\$729,572.42	\$0.00	\$2,367,835.49	\$880,557.83
Sewer & Water Fees	\$421,133.04	\$346,887.20	\$0.00	\$2,469,048.61	\$395,893.69
Misc. (TUMF, MSF, FIRE)	\$114,011.88	\$153,776.96	\$0.00	\$405,612.15	\$165,912.53
Plan Check	\$34,233.50	\$23,658.31	\$3,180.00	\$125,281.81	\$54,736.50
Cert of Occupancy	\$11,264.00	\$10,496.00	\$0.00	\$45,056.00	\$12,544.00
SB1473	\$625.80	\$676.10	\$33.00	\$2,633.05	\$828.01
TOTALS	\$1,504,695.42	\$1,381,730.74	\$9,702.50	\$5,848,336.26	\$1,706,038.56

1% Construction Tax	\$112,648.97	\$147,860.07	\$0.00	\$491,251.43	\$115,425.33
Strong Motion Instr.	\$1,892.62	\$2,532.96	\$29.54	\$10,589.93	\$2,410.54
TOTALS	\$114,541.59	\$150,393.03	\$29.54	\$501,841.36	\$117,835.87

Valuations	\$14,759,148.65	\$15,837,784.85	\$216,209.00	\$59,462,258.08	\$16,270,365.87
-------------------	------------------------	------------------------	---------------------	------------------------	------------------------

Inspections

General	589	491		3274	
Final Single Family	14	0		14	
Final Multi Family	0	0		0	
Final Commercial	1	1		2	
Final Miscellaneous	70	65		367	
Final Solar	11	21		78	
Code Enforcement Insp.	37	28		128	
TOTALS	722	606		3863	

TOTAL DWELLING UNITS IN THE CITY OF COACHELLA

9230

Submitted by:

Rosa Montoya
Development Services Technician

Business Licensee Report

Name Cesar Lucrecio **Date Submitted** 7/18/2022
Department Finance
Period 4/1/2022 - 6/30/2022

Revenue Account	Description of Revenue	2022 Total Budget	4Q 2022 Revenue	Last Quarter Totals	Year-to-date 2022 Revenues	(Over)/Under Budget
101-11-110-10-315-000	Annual Registration Tax	\$ 25,000.00	\$ 4,160.00	\$ 2,360.00	\$ 25,560.00	\$ (560.00)
101-11-110-10-316-000	Business Licensee Fee	570,000.00	35,727.87	17,290.28	614,181.76	(44,181.76)
101-11-110-10-319-000	Penalties Revenue	3,500.00	-	941.15	6,907.94	(3,407.94)
101-11-110-10-322-000	Transient Occupancy Tax	300,000.00	192,150.33	64,998.01	621,584.65	(321,584.65)
101-11-110-10-325-000	SB-1186- State Tax	4,000.00	824.00	476.00	5,204.00	(1,204.00)
101-11-110-10-332-000	Cannabis - Cultivation	-	69,425.22	47,409.00	674,121.80	(674,121.80)
101-11-110-10-333-000	Cannabis - Manufacturing	7,000.00	200.30	-	2,155.51	4,844.49
101-11-110-10-335-000	Cannabis - Retail	593,000.00	175,398.41	-	495,409.39	97,590.61
101-11-110-10-336-000	Cannabis - Distribution	400,000.00	-	-	21,417.71	378,582.29
240-12-110-40-342-000	Uniform Fire Code Fee	100,000.00	9,381.27	6,171.27	46,723.54	53,276.46
Total		\$ 1,902,500.00	\$ 477,886.13	\$ 133,474.44	\$ 2,466,542.76	\$ (564,042.76)



**CITY OF COACHELLA
53-990 ENTERPRISE WAY
COACHELLA CA 92236**

***CODE ENFORCEMENT ,
ANIMAL CONTROL, &
GRAFFITI***

QUARTERLY REPORT

April 1, 2022 to June 30, 2022

Prepared By:
Jessica Navarro

Code Enforcement Summary Report

Report Criteria:

Status	Assigned To	Census Tract	Violation	Initiation	Open Date Range	Follow up Date Range	Close Date Range
All	All		All	All	From 04/01/2022 To 06/30/2022	From To	From To

CE Totals

	Total	Closed Cases	Open Cases
Totals	227	140	87

CE Cases by Violation

Violation	Total Violations	Closed Violations	Open Violations
	5	4	1
10.08.060 - Working on parked vehicles	4	4	0
10.20.010(18)Abandoned/Inoperable/Dismantled vehicle(s).	16	13	3
12.12.050 - Duty to maintain sidewalks.	0	0	0
12.16.030 - Permit required/CURB CUTS AND DRIVEWAYS	0	0	0
12.42.030 - Unlawful camping.	15	12	3
12.42.040 - Storage of personal property on public property.	6	5	1
13.03.044 Wasting water prohibited.	1	1	0
13.03.208 - Access to water meter.	0	0	0
13.03.306 Expiration or Extension of Permit	0	0	0
15.04.020 (A) Concrete Flat Work, Shades & Storage Containers	12	3	9
15.44.010 Building Numbering/Required	0	0	0
15.60.010 Building Permit Required	14	6	8
15.60.050 - Substandard buildings and housing.	4	0	4
15.66.010 Seismic Hazard Mitigation	0	0	0
17.16.020 - Permitted uses.	0	0	0
17.16.030(C)(5)-Property development standards. Walls/Fences	3	1	2
17.48.020 Display of merchandised out of doors.	1	1	0
17.54.010 (N)(2) Parking and Storage in Residential Zones.	12	11	1
17.54.010.(N)(3)	0	0	0
17.54.020 - Permitting of certain garage conversions to residential living space ("garage conversions").	0	0	0
17.56.010(J)(2)(B) - Signs	1	1	0
17.58.010 - Home occupations	1	1	0
17.60.010 (F)(4) Accessory structures	0	0	0
17.60.010 (G) - Trailers Outside Camps	0	0	0

17.60.010 - Property development standards. (Fence)	0	0	0
17.60.010 Property Development Standards 9D)(3)(a) Yards	0	0	0
17.60.010(3)(e) Development Standards	0	0	0
17.74.010 (D)(3) Conditional Uses	0	0	0
17.84 Medical Cannabis Dispensaries.	0	0	0
17.84 Medical Cannabis Dispensaries. 17.84.030 - Prohibited activities.	0	0	0
17.84 Medical Cannabis Dispensaries. 17.84.040 - Prohibited activities declared a public nuisance.	0	0	0
17.84 Medical Cannabis Dispensaries. 17.84.050 Penalties for Violations	0	0	0
2.08.060 (A) - Political sign regulations.	0	0	0
2.08.060 (B) - Political sign regulations	0	0	0
2.08.060 (C) - Political sign regulations	0	0	0
2.08.060 (D) - Political sign regulations	0	0	0
2.08.060 (E) - Political sign regulations	0	0	0
3.10.010 (D) (16) Visibility Hazard	2	2	0
3.10.010 (D) (27) Public Burning	0	0	0
3.10.010 (D)(10) Termites, Insects, Vermin or Rodents.	0	0	0
3.10.010 (D)(12) Abandon or Vacated Building/Structure	4	0	4
3.10.010 (D)(13) Offensive Odors	2	2	0
3.10.010 (D)(15) Hazardous Substances and Waste	6	5	1
3.10.010 (D)(18)	1	1	0
3.10.010 (D)(19)	1	0	1
3.10.010 (D)(20) Swmng Pools, Ponds and Other Bodies of Wtr.	2	2	0
3.10.010 (D)(23)Public Nuisances/Safety Hazard	13	8	5
3.10.010 (D)(24) Disruptive Activities	1	0	1
3.10.010 (D)(25) Land Use Entitlements.	1	0	1
3.10.010 (D)(3) Weeds	0	0	0
3.10.010 (D)(31) Animal Manure	0	0	0
3.10.010 (D)(36) Signs	0	0	0
3.10.010 (D)(38) - Maintenance and abatement of nuisances.	0	0	0
3.10.010 (D)(4) - Trees and Shrubs	20	10	10
3.10.010 (D)(44)Public Nuisances/Rubbish, Refuse and Dirt	17	5	12
3.10.010 (D)(8) -Maintenance of Private Driveways	0	0	0
3.10.010(35) Water Disp[osal	0	0	0
3.10.010(D)(11)-Sewage.	0	0	0
3.10.010(D)(15)-Hazardous Substances and Waste.	2	2	0
3.10.010(D)(16)-Visibility Hazard.	0	0	0

3.10.010(D)(19)-Visual Blight	33	21	12
3.10.010(D)(20)-Swmng Pools, Ponds and Other Bodies of Wtr.	0	0	0
3.10.010(D)(21)-Public Toilets.	0	0	0
3.10.010(D)(22)-Privies.	0	0	0
3.10.010(D)(25)-Land Use Entitlements.	0	0	0
3.10.010(D)(27)-Public Burning.	0	0	0
3.10.010(D)(28)-Air Pollution.	1	1	0
3.10.010(D)(29) Mosquito Breeding Places.	2	2	0
3.10.010(D)(30)Discharge of Sewage	0	0	0
3.10.010(D)(31)-Animal Manure	0	0	0
3.10.010(D)(32)-Hauling of Offensive Substances	0	0	0
3.10.010(D)(33)-Clothes Lines.	0	0	0
3.10.010(D)(34)Stormwater Drainage	1	0	1
3.10.010(D)(35)-Water Disposal.	0	0	0
3.10.010(D)(36)-Signs.	0	0	0
3.10.010(D)(37)-Encroachment.	0	0	0
3.10.010(D)(38)-Municipal Code Violations.	0	0	0
3.10.010(D)(39)-California Civil Code.	0	0	0
3.10.010(D)(40)-California Red Light Abatement Act.	0	0	0
3.10.010(D)(41)-California Drug Abatement Act.	0	0	0
3.10.010(D)(42)-State Housing Law.	0	0	0
3.10.010(D)(43)-Weed Abatement.	0	0	0
3.10.010(D)(6)Parking on Yard Off Driveway	25	14	11
3.10.010(D)(7) Occupied Vehicles	5	5	0
3.16.090 - Failure to comply with notice of violation.	8	1	7
5.80.100 - Operational requirements and performance standards established. (Short Term Rentals)	0	0	0
7.04.040 - Prohibited noise generally.	2	1	1
8.20.040(C)Dust Control requirements	2	1	1
8.44.010 - Collection by city or agent only.	0	0	0
8.44.070 Commercial Garbage Collection and Disposal	0	0	0
8.48.030 (B)Graffiti Prohibited	10	8	2
8.60 - REGISTRATION AND MAINTENANCE OF ABANDONED PROPERTIES	0	0	0
8.60.040 Registration of Abandoned Property	0	0	0
8.60.050 - Abandoned Property Maintenance requirements.	1	1	0
8.64.050 - Vacant Property Maintenance Requirements	3	2	1
Abandoned/Inoperable/Dismantled vehicle(s)	1	1	0

Business License Required	3	1	2
Business Subject to Miscellaneous Tax Rates/Transportation, Trucking and Towing	0	0	0
Display of merchandise out of Door	0	0	0
Garbage Containers	40	29	11
Illegal Dumping	4	2	2
Illegal, Nonconform. Building or Structure(s)	23	4	19
Manner of Parking /Parallel Parking	0	0	0
Manner of Parking/Angle Parking	0	0	0
Manner of Parking/Commercial Vehicles Prohibited from Parking on Private Property and Public Rights-of-Ways	1	1	0
NEC 380-9 Electrical, (e) Outlet faceplates/covers in place	0	0	0
NFPA 13-4-2.5.1 Automatic Fire Sprinklers Systems,(c) 18" clearance below heads	0	0	0
Parking on yard/off driveway	22	18	4
Parking Requirements/General Provisions	0	0	0
Parking Requirements/Surface of Parking Area	1	1	0
Permit for Outdoor Advertising Signs	0	0	0
Prkg. Lot Striping/Handicap Markings	3	0	3
Prohibited Stopping, Standing or Parking/On a Crosswalk	2	2	0
Prohibited Stopping, Standing or Parking/Within an Intersection	0	0	0
Property Development Standards/Maintenance	0	0	0
Public Nuisances / Animals	6	3	3
Public Nuisances / Attractive Nuisances	7	6	1
Public Nuisances / Fire Hazard	10	4	6
Public Nuisances / Landscaping	5	3	2
Public Nuisances / Trees and Shrubs	2	2	0
Service Stations/Intent and Purpose	0	0	0
Service Stations/Landscaping	0	0	0
Service Stations/Parking	0	0	0
Set up Temporary Sales Location	0	0	0
Signs-All signs and sign programs shall be subject to review and approval	0	0	0
Special Event/Sales Permit Required	0	0	0
Special Event/Sales Signs	0	0	0
Stopping, Standing and Parking/Public or Private Driveway	0	0	0
Stopping, Standing or Parking/Sidewalk	2	2	0
Termites, Insects, Vermin or Rodents	0	0	0

Termites, Insects, Vermin or Rodents	0	0	0
Title 19, Subchapter 5-Hood and Duct Systems,(a)Serviced within 6 months	0	0	0
Trimming palm trees--Required	4	3	1
UBC 3304(c)-"This Door To Remain Unlocked During Business Hours"	0	0	0
UBC 3313(b)-(f) Emergency lighting operable	0	0	0
UBC 3314(c)-(b) Illuminated EXIT sign operable	0	0	0
UBC 3315(b)-(c) 44' clear access aisle width to exits	0	0	0
UFC 10.206(a)-(b) Obstruction	0	0	0
UFC 10.206(b)-Hydrant,(c) Red curb-15' each side	0	0	0
UFC 10.207(1)-Fire Apparatus Access Roads,(a) Red curb on signs	0	0	0
UFC 10.207-Fire Apparatus Access Roads.(b) Obstruction	0	0	0
UFC 10.208(a)-Premises Identification,	0	0	0
UFC 10.301(a)-Fire Extinguishers,(a) Minimum 2A10BC	0	0	0
UFC 10.301(a)-Fire Extinguishers,(e) Commercial kitchen 40BC.	0	0	0
UFC 10.302(a)-Fire Extinguishers,(b) Servicing due	0	0	0
UFC 10.313(b)-Hood and Duct Systems,(b) Proper nozzle position, caps, coverage	0	0	0
UFC 10.313(c)-Hood and Duct Systems,(c) Automatic gas/electric shut off	0	0	0
UFC 10.313(e)	0	0	0
UFC 10.313(e)-Hood and Duct Systems,(d) Fuseable links, cables, conduits	0	0	0
UFC 10.401	0	0	0
UFC 10.401-Walls and Ceilings,(a) Holes sealed	0	0	0
UFC 10.402(a)-Exits,(e) Maintain fire rated doors, windows, dampers, and hardware	0	0	0
UFC 11.201(b)-General Housekeeping,(a) Rubbish/trash buildup	0	0	0
UFC 11.203(b)-General Housekeeping,(d) Storage not within 24" of ceiling	0	0	0
UFC 11.203(c)-General Housekeeping,(g) Storage in boiler, mech., elect. panel rooms prohibited	0	0	0
UFC 11.205(a)-General Housekeeping,(h) Candles used in approved manner	0	0	0
UFC 12.103(a)-Exits,(d) Exit obstruction	0	0	0
UFC 12.106(c)-General Housekeeping,(e) Storage under stairs prohibited	0	0	0
UFC 12.203(a)-Occupant Limit/Sign,(a) Occupant load sign(s) posted	0	0	0
UFC 12.207-General Housekeeping,Storage in attic space prohibited	0	0	0
UFC 13.103-Occupant Limit/Sign,(b) Required NO SMOKING signs	0	0	0
UFC 74.107(a)	0	0	0
UFC 79-201(e)-Flammable Liquids -(a) Approved safety cans under 10 gal.	0	0	0
UFC 79.107-Flammable Liquids,(c) Legible labeling	0	0	0

UFC 79.201(e)-Flammable Liquids,(b) Approved cabinet exceeding 10 gal.	0	0	0
UFC 85.104 (c)-Electrical,(c) Abatement of electrical hazards	0	0	0
UFC 85.104 (f)-Electrical,(f) Cover open space in circuit breaker panel	0	0	0
UFC 85.106-Electrical,(d) Exten. cords not allowed as permanent wiring	1	1	0
UFC 85.107-Electrical,(a) Zip cords/cube adapters not allowed	0	0	0
UFC 85.108-Electrical,(b) Min. 30" clear access to circuit breaker	0	0	0
UFC Stand. No. 10-1-6.9-Fire Extinguishers,(c) Mounted 3-5 feet from floor	0	0	0
UFC Standard No. 10-1-6.5-Fire Extinguishers,(d) Obstruction	0	0	0
UMC 504(a)-General Housekeeping,(c) 36" clearance around water heater	0	0	0
Weed Abatement	14	7	7
Totals	411	247	164

Commercial Center Clean-ups:

Improvements:

Walmart	Power washed, replaced plant material, general parking lot clean up, sweeper contract
Smart & Final	Case on-going
Victory Liquor	Power washed
Auto Zone	Case on-going

Warnings Issued During Community Clean-ups:

Tierra Del Sol	192 Warnings
La Paloma Estates	138 Warnings

Code Enforcement:

Graffiti Department Quarterly Report

April 1, 2022 to June 30, 2022

Gallons Used	130 Gallons
Gallons Purchased	60 Gallons
Cover-ups	181
Pressure Washing Sq. ft	464 sq. ft





County of Riverside
 Department of Animal Services
 Coachella City Quarterly Report for 4th Quarter Field Service

Item 9.

Field Services Impound Statistics	Jun-22	QTR 4/1/2022 - 6/30/2022)
Total Canines Impounded	28	76
Owner Turn-Ins	1	6
Stray	26	64
Dead on Arrival	1	6
Total Felines Impounded	47	99
Owner Turn-Ins	0	0
Stray	37	77
Dead on Arrival	10	22
Total Other Animals Impounded	4	6
Owner Turn-Ins	0	0
Stray	4	6
Dead on Arrival	0	0

Field Services Activities	Jun-22	QTR 4/1/2022 - 6/30/2022)
Number of Requests for Service	81	216
Number of Animal Bite Calls	8	23
Number of sick/injured animal calls	12	25
Vicious Animal (imminent danger)	7	24
Cruelty/Neglect Calls	6	18
Total Citations	5	13
Total Licenses	46	146
Number of Nuisance animal Complaints	0	1

City of Coachella

Development Status Report

July 2022



Prepared By:
Development Services Department
Gabriel Perez, Development Services Director
Nikki Gomez, Associate Planner
Eva Lara, Planning Technician

Coachella Permit Center
53-990 Enterprise Way
Coachella, CA 92236
(760) 398-3102 Fax (760) 398-5421
www.coachella.org

*Cannabis-related businesses/developments are identified in green text.

City of Coachella Development Status Report

Item 9.

July 2022

	<i>Case</i>	<i>No.</i>	<i>Name / Description</i>	<i>Location</i>	<i>Contact Person</i>	<i>Approval Date & Status</i>
	AR EA	14-02 14-03	<u>Double Date Packing Facility</u> Construct new 35,500 sq. ft. date packing facility	86301 Industrial Way APN 763-131-061	Steven Gilfenbain 9777 Wilshire Blvd., #900 Beverly Hills, CA. 90212 (310) 651-2591	PC approved 12/17/14 1 st Phase Complete
	AR	16-04	<u>Truck Storage</u> To develop a vehicle storage yard in the M-S Zone on 3.10 acres.	49-640 Oates Lane	Julia Molinar P.O. Box 3091 Indio, CA. 92201 (760) 578-2108	PC Approved 4/20/16 1 st Phase Complete (Off-site improvements pending)
	AR TPM CZ EA CUP DA	16-19 37209 16-03 16-06 290	<u>Date Palm Business Park</u> To subdivide 80 acres into a multi-tenant industrial park.	East of Harrison Street, North and South of Avenue 49	Wesley Ahlgren Sundate/Anthony Vineyards P O Box 9578 Bakersfield CA 93389-9578 (760)406-4060	PC Approved 10/18/17 CC Approved 12/13/17 PC Approved (DA) 12/20/18 CC Approved (DA) 1/17/18 CC - 1 st Final Map 9/14/20
	AR DA	17-07	<u>Glenroy Resort - Project A</u> To construct a 76-unit Bungalow-Style Hotel with 160,656 sq. ft. on 24.43 acres in the CG zone.	SE Corner of Avenue 48 and Van Buren Street	Glenroy Coachella, LLC 1801 S. La Cienega Blvd. Los Angeles CA 90035 (310) 207-6990	PC Approved 6/7/17 CC Approved (DA) 10/11/17 (Ord 1110) Construction Stalled
	AR CZ VAR	17-12 17-02 17-06	<u>Coachella Village</u> To construct a new 242-unit multifamily residential project on 9.69 acres	South side of Ave 48, west of Van Buren St	David Schuman Coachella Village Partners, LLC 1014 S. Westlake Bl Ste 14 Westlake Village CA 91361 (213)321-9689	PC Approved 11/15/17 CC Approved 1/17/18 Plans Approved
	AR	18-05	<u>Coachella Village - Phase #2</u> To construct a new 110-unit multifamily residential gated community on 4.51 acres of vacant land.	South side of Ave 48, west of Van Buren St	David Schuman Coachella Village Partners, LLC 1014 S. Westlake Bl Ste 14 Westlake Village CA 91361 (213)321-9689	PC Approved 10/17/18 Plans Approved
	AR	18-10 (Admin)	<u>Golden State Energy Services</u> Construct new electrical substation	NE Corner Polk St. and Industrial Way	Golden State Energy Services 3421 Gato Ct. Riverside CA 92507 (951) 906-9865	Plans Approved

City of Coachella Development Status Report

Item 9.

July 2022

	AR	18-11	<u>Pueblo Viejo Plaza</u> Construct new 6,900 sq. ft. commercial center with two restaurants and retail suite.	Northwest corner of 9 th St. and Grapefruit Blvd.	Pedro Padilla 49305 Grapefruit Blvd Coachella, CA. 92236 (760) 972-2441	PC Approved 4/17/19 Expired
	AR	19-01	<u>Oraway Engineering</u> To construct a new 825 sq. ft. office and contractor yard on 2.89 acres.	54-101 Enterprise Way	Armando Bravo 83-850 Corte Solis Coachella, CA. 92236 (760) 791-4383	PC Approved 4/17/19 Under Construction
	AR	19-02	<u>Guardado Commercial Center</u> To construct a new 22,300 sq. ft. multi-tenant retail/office complex on 1 acre	Southeast Corner of Valley Rd. and Cesar Chavez Street	Jual Carlos Guardado 82204 Hwy 111 Ste A Indio, CA. 92201 (760) 578-3669	PC Approved 8/7/19 1 yr time ext PC approved on 11/3/21 to 8/7/22 In Plan Check
	AR	19-03 (Admin)	<u>Vista Escondida – Phase 3</u> Review of 3 production home models ranging in size from 1,378 sq. ft. to 1,874 sq. ft.	North side of Avenue 54 east of Cesar Chavez Street (Tract 32264)	Mario Alberto Ornelas 2280 Wardlow Circle Ste 100 Corona CA 92880	Approved 8/27/19 Complete
	AR CZ	19-06 19-01	<u>Villa Verde Apartments</u> To construct 152 multifamily apartments on 9.25 acres of vacant land.	84-824 Calle Verde (SW Corner of Calle Techa & Calle Verde)	Villa Verde I., LP 1149 S. Hill St Suite 700 Los Angeles CA 90015 (213) 255-2815	Director Approved 2/20/20 AR 19-06 Expired 2/20/22
	AR	19-08	<u>Pueblo Viejo Villas</u> To construct of new 3-story mixed use building with 105 dwelling units and 3,000 sq. ft. of commercial and Transit Hub (Related to CZ 17-03)	NE Corner of Cesar Chavez Street, and 6 th St	Dave Davis Chelsea Investment Corp 6339 Paseo Del Lago Carlsbad CA 92011 (619)987-7780	PC Approved 1/15/20 Complete

City of Coachella Development Status Report

Item 9.

July 2022

AR TPM	19-10 37833	<u>CV Apartments (renamed Placita Dolores Huerta)</u> To demolish 50 dwellings and construct 110 new multifamily apartments with community building, in two phases with a lot split subdivision.	84-900 Bagdad Avenue	Vincent Nicholas Community Housing Opportunities 5030 Business Center Drive Suite Fairfield CA 94534 (707)759-6043 ext. 112	PC Approved 2/5/20 CC Approved 3/11/20 Final Map Recorded Building Permits issued
AR	19-11 (Admin)	<u>Valencia by Pulte Homes</u> Review of 3 production home models ranging in size from 1,959 sq. ft. to 2,824 sq. ft.	East side of Van Buren Street south of Avenue 50 (Tract 31698)	Cole Theel Pulte Homes 27-401 Los Altos Mission Viejo CA 92691	Director Approved 2/14/20 Completed
AR	20-05 (Admin)	<u>New SFR Home</u> Construct new 1,775 sq. ft. 4 bedroom, 2 bath homes with attached garage	52878 Calle Camacho	Juan Carlos Lopez 52443 Calle Avila Coachella CA 92236 (760)619-8680	Director Approved 8/13/20
AR	20-10 (Admin)	<u>Meza Storage Shed</u> Construct new 6,000 sq. ft. storage shed on the site of a wholesale palm tree nursery.	Southeast Corner of Vista Del Sur and Tyler Street	Nicolas Meza 50580 Calle Mendoza Coachella CA 92236 (760)541-9034	Director Approved 2/10/21 Expired 2/10/22
AR	21-01 (Admin)	<u>Nova Homes DBA Inland Builders</u> Review of three (3) production homes for final phase of Rancho Mariposa	NW Corner of Ave. 50 and Frederick Street	Nicolas Meza 50580 Calle Mendoza Coachella CA 92236 (760)541-9034	Pending
AR	21-02 (Admin)	<u>Cathron Residence</u> Construct new 1,659 sq. ft. single family residence with attached garage.	84-499 Calle Cathron	Gabriel Gonzalez 43-738 Commanche St Indio CA 92201 (760)574-0601	Pending
AR	21-04	<u>Ocean Mist</u> Proposed 3.99	86709 and 86790 Ave	Christopher Drew	Admin. Approval 8/18/21

City of Coachella Development Status Report

Item 9.

July 2022

			acre outdoor box storage	52	52300 Enterprise Way Coachella, CA 92236	
	AR	21-06	<u>29 Palms Band of Mission Indians Temporary Event Parking</u> Proposed event parking on 26 acres.	Portion of Planning Area 1 of the Shadow View Specific Plan (APN 603-102-021, 603-110-016, 603-102-029, 603-102-037, 603-102-003, 603-102-002)	Twenty Nine Palms Band of Mission Indians 46-200 Harrison Place Coachella, CA 92236	Pending Application deemed incomplete
	CZ EA	20-07 20-04	<u>B-4 Ranch Change of Zone</u> City-Initiated Change of Zone for 5 th Cycle Housing Element	North side of Ave. 52, east and west of Education Way	City of Coachella 53-990 Enterprise Way Coachella, CA 92236 (760) 398-3502	PC Recommended Approval 05-05-21 CC approved 6/9/21
	CUP AR	254 (Mod) 12-07	<u>Gateway AM/PM Project</u> Construct carwash, drive-thru restaurant modification	Southwest corner of Ave. 48 and Grapefruit Blvd.	The Chandi Group USA P.O. Box 2817 Indio, CA. 92202 (760) 396-9260	PC approved 10/21/15 Complete
	CUP EA DA	265 15-07	<u>Cultivation Technologies</u> To develop a 111,000 sq. ft. multi-tenant medical cannabis cultivation facility.	84-811 Avenue 48	Michael Meade Desert Rock Development 72100 Magnesia Falls Rancho Mirage CA 92270 (760)837-1880	PC Approved 7/6/16 CC Approved (DA) 7-27-16 PC Approved Mod.-12/19/19 <u>Project Re-Entitled as:</u> Desert Research Park #4
	CUP AR TTM TPM EA	266 16-03 37040 37083 16-01	<u>Coachella Vineyards Luxury RV Park</u> To develop a 185-Lot RV Park and subdivision on 29.41 acres of vacant land	NE Corner of Tyler Street and Vista Del Norte	Patty Nugent Coachella Vineyards Luxury RV Park, LLC 45-920 Meritage Lane Coachella, CA. 92236 (760) 289-5279	PC Approved 7/18/18 CC Approved 9/26/18 PM Approved 4/10/19 Reso-2019-23 1 Yr. Ext 9/26/21 (TTM 37083) AB 1561 Extends TTM to 3/26/23

City of Coachella Development Status Report

Item 9.

July 2022

	CUP CUP AR TTM EA	267 268 16-05 37088 16-02	<u>Ravella - To develop 20 acres</u> Planned Development with a service station on 5 acres of Neighborhood Commercial center, and 115 residences on 15 acres.	NW Corner of Avenue 50 & Calhoun Street	Tower Energy Group 1983 W. 190 th St., Ste. 100 Torrance, CA. 90504 (310) 535-8000	P.C. Approved 6/15/16 CC Approved 7/13/16 Phase 2 Under Construction
	CUP	268 (Mod.)	<u>Borrego Health</u> To modify the Ravella/Tower Energy Planned Development to allow a new 40,919 sq. ft., 2-story, medical clinic with 294 parking spaces on approx. 4 acres in Tract 37088-1	NW Corner of Avenue 50 & Calhoun Street	Tower Energy Group 1983 W. 190 th St., Ste. 100 Torrance, CA. 90504 (310) 535-8000	P.C. Approved 4/17/19 Building Construction Complete
	CUP AR	275 16-14	<u>Mosque & Assembly Hall</u> To construct a new 20,260 square foot mosque to be built in two phases.	84-650 Avenue 49	<u>Shakil Patel</u> 25982 Hinkle St Loma Linda CA 92354 (909)796-0300	PC Approved 12-21-16 Grading Permit Issued
	CUP AR EA	276 16-18 16-05	<u>Coachella Warehouses</u> To construct a 255,800 sq. ft. multi-tenant medical cannabis cultivation facility	84-851 Avenue 48	<u>Kevin Stumm</u> PCC Industrial/Commercial 760 Garden View Court, Suite 200 Encinitas, CA 92024 (760)452-8075	PC Approved 12/21/16 CC Approved 02/08/17 Phase 1 Complete
	CUP AR VAR	278 17-02 17-03	<u>Kismet Organic</u> To construct a phased 77,400 sq. ft. medical cannabis cultivation facility.	48-050 Harrison Street	<u>Ed Sapigao</u> 5151 California Ave Ste 100 Irvine CA 92617 (949)280-4782	PC Approved 7/19/17 CC (Appeal) Approved 9/27/17 Under Construction
	CUP CUP	284 285	<u>Mobilitie Mono-Pole</u> To install 3 new wireless communications poles in the street right-of-way	SEC of Ave 52 & Tyler SWC Ave 50 & Harrison	Robert Lewis Mobilitie, LLC 2955 Red Hill Ave Ste 200 Costa Mesa CA 92626	PC Approved 12/21/17 CUP 284 Withdrawn

City of Coachella Development Status Report

Item 9.

July 2022

	CUP	286		NWC Westerfield & Harrison	(951) 212-5825	
	CZ CUP AR EA	17-01 279 17-03 17-01	<u>Coachella Green LLC</u> To construct a phased 833,829 sq. ft. medical cannabis industrial park.	86-601 Industrial Way	<u>Barry Walker</u> 1933 S. Broadway No. 806 Los Angeles CA 90007 (323) 997-9914	PC Approved 11/15/17 CC Approved 11/29/17 1 st 12-month time extension 11/29/2019 PC Approved 24 month retroactivetime extension 11/18/20 – Expired 11/29/21 Project under new Ownership
	CUP AR	289 17-11	<u>Coachella Brands</u> To construct a new 91,948 sf cannabis cultivation facility in the MW zone.	84-805 Ave. 48	<u>Richard O’Connor</u> 2 Curie Ct Rancho Mirage CA 92270 (760)409-6464	AR Approved 8/30/17 CUP Approved 11/1/17 Interim Use In Operation Amendment to the CUP submitted in April 2022.
	CUP AR TPM EA	280 17-04 37266 17-02	<u>Coachella Research Park #2</u> To develop an 833,829 sq. ft. multi-tenant medical cannabis cultivation facility, with industrial condo lots, on 20 acres in the MW zone.	48-451 Harrison Street	<u>Michael Meade</u> Desert Rock Development 72-100 Magnesia Falls Dr. Ste 2 Rancho Mirage CA 92270 (760)837-1880	PC Approved 10/4/17 CC Approved 10/25/17 In Plan Check
	CUP AR DA VAR	280 (Mod) 17-04 (Mod) 18-05	<u>Coachella RP #2 (Modified)</u> To allow two 3-story industrial buildings (98,520 sf) and four greenhouses (404,308 sf) for cannabis cultivation uses.	48-451 Harrison Street	<u>Michael Meade</u> Desert Rock Development 72-100 Magnesia Falls Dr. Ste 2 Rancho Mirage CA 92270 (760)837-1880	PC Approved 11/28/18 CC Approved 2/13/19 Phase 1 Under Construction
	CUP	281	<u>Coachella Research Park #1</u>	NE Corner of Ave. 48	<u>Michael Meade</u>	PC Approved 10/4/17

City of Coachella Development Status Report

Item 9.

July 2022

AR TPM EA	17-05 37265 17-03	To develop an 311,250 sq. ft. multi-tenant medical cannabis cultivation facility, with industrial condo lots on 11.28 acres in the MW zone.	and Harrison Street	Desert Rock Development 72-100 Magnesia Falls Dr. Ste 2 Rancho Mirage CA 92270 (760)837-1880	CC Approved 10/25/17 Grading commenced
CUP TPM EA	282 37333 17-04	<u>REI / Ponte Hotel Project</u> To develop a 5.45 acre site with 2 hotels, drive-thru pad, and restaurant.	NE Corner of Vista Del Norte and Dillon Road	Claudio Ponte 726 W. Ventura Blvd Ste F Camarillo CA 93010 (805)383-0367	PC Approved 7/19/17 CC Approved 8/9/17 Final Map Recorded
CUP CUP CZ	299 300 18-03	<u>HOTN/Sinsemilla Dispensary & Pub Project</u> Proposed 1,839 sq. ft. retail cannabis dispensary and 1,432 sq. ft. bar/pub	1694 6 th Street	Pedro Ordoñez 6 th Street Tap Room 45631 Capistrano St Indio CA 92201 (760)409-6169	PC Approved 3/20/19 CC Approved 5/8/19 Under Construction
CUP	292	<u>Verizon Wireless</u> To install a new wireless communications pole at Bagdouma Park	Northeast corner of Frederick St and Ave 52	Bryce Novak 7711 Normal Ave La Mesa CA 91941	PC Approved 1/31/18 Complete
CUP AR	293 17-14	<u>Coachella Herb Plantation</u> To construct a new 67,240 sf medical cannabis cultivation facility on 3.2 acres in the MW zone.	84-801 Ave 48	Marcelo Morales 84-801 Ave. 48 Coachella CA 92236 (760)699-1332	PC Approved 11/28/17 <i>Time Extension to 11/28/19</i> <i>Time Extension to 11/28/20</i> Interim Use Under Construction
CUP	294	<u>Chelsea Mixed Use Project</u> To establish “PD” land use regulations and development standards for TOD project	East side of Cesar Chavez Street, north of 6 th Street	Walter Heiberg Chelsea Investment Corp 6339 Paseo Del Lago Carlsbad CA 92011	PC Approved 12/21/17 CC Approved 11/29/18 Modification Approved 1/30/19

City of Coachella Development Status Report

Item 9.

July 2022

			(105 Apartments w/ 3,000 sf commercial and Transit Hub)		(760)456-6000	Complete.
	CUP AR VAR	297 18-01 18-01	<u>CoachellaGro Corp.</u> To construct a new 257,051 sf cannabis cultivation facility on 10.99 acres of vacant land in the M-W zone.	East side of Harrison Street, South of Ave. 48	CoachellaGro Corp. 3060 Saturn St #250 Brea CA 92821 (760)940-0100	PC Approved 6/6/18 <i>Time Extension to 6/6/20</i>
	CZ CUP AR VAR	18-09 307 18-07 18-04	<u>Polk Cannabis Redevelopment Project</u> To construct a new 174,500 sf cannabis cultivation facility on 10 acres of land.	53-800 Polk St.	Peter Solomon 53-800 Polk St Coachella CA 92236 (760)895-2621	PC Approved 11/7/18 CC Approved 12/12/18 <i>Time Extension to March 18, 2021 related to litigation</i>
	CUP	301	<u>AT & T Wireless Antenna</u> To install a new wireless communications mono-palm at 50 ft high	Jackson Square SE Corner of Jackson St. and Ave. 48	AT & T c/o Melissa Francisco 19519 Jacob Ave. Cerritos CA 90703 (562)972-5161	PC Approved 9/19/18 Under Construction
	CUP	302	<u>AT & T Wireless Antenna</u> To install a new wireless communications mono-palm at 50 ft high	Bagdouma Park 51-711 Douma St.	AT & T c/o Melissa Francisco 19519 Jacob Ave. Cerritos CA 90703 (562)972-5161	PC Approved 9/19/18
	CUP AR EA TPM	313 18-13 18-06 37670	<u>Luxor Luxury RV Storage</u> To develop an indoor 123,940 sq. ft. indoor RV storage facility with repair and washing service, and caretaker unit	49-751 Oates Lane	Luxtor Limited, LLC 450 Kansas Street #104 Redlands CA 92373 (909)556-5848	PC Approved 3/6/19 CC Approved 7/10/19 Under Construction
	CUP AR EA	308 18-08 18-03	<u>Red Moon RV Park</u> To develop a 78.3-acre RV Resort with 46 long-term rental spaces and 390 short-	44-790 Dillon Rd.	Jim Komick Red Moon Dev. & Construction 4320 Priceless View Dr. Gold Canyon AZ 85118	PC Approved 3/06/19 Under Construction

City of Coachella Development Status Report

Item 9.

July 2022

			term rental spaces		(480)947-9253	
	CUP AR EA VAR	318 (Mod) 19-09 19-01 19-03	<u>NB Coachella Cannabis Cultivation Facility</u> To construct a new industrial greenhouse park for commercial cannabis cultivation uses on 49.97 acres of vacant land in the MS-IP Zone.	86-601 Industrial Way	NB Coachella Properties, Inc. 1650 Black Road Santa Maria CA 93458 c/o CV Engineers (760)360-4200	Pending Application On Hold
	CUP	319	<u>Botanero Mexicali- Alcohol Sales.</u> To allow beer and wine sales with 1121 sq. ft. snack bar.	51-704 Cesar Chavez St. Unit #3	Maria Carrera 51-704 Cesar Chavez St Unit #3 Coachella CA 92236 (760)574-5543	Application Withdrawn (Not Needed due to grandfathered ABC license)
	CUP VAR	320 20-01	<u>K.C. Vargas Tattoo Parlor</u> To allow an 800 sq. ft. tattoo parlor in the CG zone.	48-975 Grapefruit Boulevard, Suite #4	Kenny Coronel Vargas 31-180 Desert Palm Dr. Thousand Palms CA 92276 (442)400-1562	PC Approved 5/20/20 Business Open
	CUP CUP AR TPM	321 322 20-03 37940	<u>7-Eleven Service Station/ Retail Center.</u> To allow a 10,588 sq. ft. retail center with service station, drive-thru coffee /office buildings on 3 acres in the CG zone.	NE Corner of 1 st St. and Cesar Chavez St.	Mr. Francis Chu Coachella Retail Realty, LP 1401 Quail St. Suite #100 Newport Beach CA 92660 (949)752-2515	PC Approved 7/15/20 CC Approved 9/23/20 PC Approved AR 20-03 and TPM 37940 CUP 321 AR 20-03 Mod PC Approved 1/5/22 CC AR 20-03 TPM 37940 CC Mod Approval 1/26/22
	CUP	323	<u>The Foundation Delivery</u> To allow a 650 sq. ft. non-storefront retail cannabis (delivery only) microbusiness in the CG zone.	51-544 Cesar Chavez St., Suite #J1	CHAD Enterprises, LLC 43-100 Palm Royale Dr. #1627 La Quinta, CA 92253 (760)799-3636	PC Approved 9/2/20 Now operating
	EA CUP	20-01 324	<u>Coachella Airport Business Park.</u>	NW Corner of Airport Blvd and CA-86	Empire Airport, LLC (Haagen Co.) 12302 Exposition Blvd.	Under Review

City of Coachella Development Status Report

Item 9.

July 2022

	CUP CUP CZ AR TTM GPA	325 326 20-01 20-04 37921 20-01	To construct a 628,825 sq. ft. industrial center w/ Cannabis Cultivation, mini-storage, and service station on 42.69 acres in the MS-IP zone.	Expressway	Los Angeles CA 90064 (310)820-1200	
	CUP EA AR	327 20-02 20-06	<u>Bejarano Project</u> To construct a new 172,61 sq. ft. cannabis cultivation facility on 9.98 acres in the MW zone.	48-100 Harrison Street	David E. Argudo 15835 E. Main St. La Puente CA 91744 (415)640-4420	PC Approved 11/18/20
	CUP CZ AR	328 20-02 20-08	<u>Cairo Casitas Project</u> To construct new 8-unit apartments project and remodel existing commercial building on 0.498 acres in the CG zone.	51-704 Cesar Chavez St.	Tomer Tzadok 23679 Calabasas Rd. #280 Calabasas CA 91302 (310) 751-4125	PC Approved 9/2/20
	CUP CUP	334 293 (Mod.)	<u>Coachella Greenery</u> To allow a 1,100 sq. ft. retail cannabis business in an existing industrial building on 3.2 acres in the M-W zone.	84-801 Avenue 48	Diana Palacios 83614 Eagle Avenue Coachella CA 92236 (760)50-14878	PC Approved 3/17/21 Business Open
	CUP	335	<u>Kismet Organic Non-Storefront Retail Cannabis</u> To allow a 225 sq. ft. non-storefront retail cannabis business in the MW zone.	48-050 Harrison St. #2	Mr. Kyle Friend 9 Cushing Irvine CA 92617	PC Approved 11/18/20
	CUP CZ	336 20-08	<u>Pueblo Cannabis</u> To allow a 1,500 sq. ft. retail cannabis dispensary in an existing building on 0.30 acres of land in the CG-RC zone.	85-591 Grapefruit Blvd	Armando Lerma 83-983 Fiesta Road Coachella, CA 92236	PC Approved 8/4/21 CC Approved 5/26/21- CUP CC Approved 6/9/21 – CZ Time Extension for CUP Approved by PC 6-15-22

City of Coachella Development Status Report

Item 9.

July 2022

	CUP CZ VAR	337 21-01 21-01	<u>Coachella Releaf Dispensary</u> Proposed 3,800 sq. ft. retail cannabis microbusiness in the MS-IP zone.	86-705 Avenue 54 Ste H	Adriana Gonzalez 84-095 Tera Vista Coachella CA 92236	PC Approved 4/7/21 CC Approved CUP 337 and Variance 21-01 on 8/25/21 9/8/21 Change of Zone adopted Business is open.
	CUP VAR	338 21-02	<u>Coachella Paradise Convenience Store</u> New 2,500 sq. ft. convenience store with off-sale general liquor sales.	50-233 Cesar Chavez St.	Mr. Nesrin Steih 6988 Cantera Way Fontana, CA 92336 (909)728-0379	PC Denied 6/16/21 CC Denied Appeal 7/14/21
	CUP VAR	340 21-03	<u>Best Friends Farms</u> Proposed 1,200 sq. fdt. Non-Storefront Retail Cannabis	84-705 Ave 50, Suite #4	Craig Guggolz 69-822 Via del Sur Cathedral City, CA 92234	PC Approved 6/16/21 (Res. 21-13)
	CUP	344	<u>Meza Interim Outdoor Cannabis Cultivation</u> 24 hoop houses covering 1.1 acres for the interim outdoor cultivation of cannabis located on a 5 acre parcel	86099 Tyler Street	Nicolas Meza/CSC Growers 50580 Calle Mendoza Coachella, CA 92236 csoachella@yahoo.com	PC Approved 10/16/21
	CUP	345	<u>CVG Interim Outdoor Cannabis Cultivation</u> 11 acres of proposed outdoor cannabis cultivation in hoop houses.	50501 Fillmore Street	Wyatt Nelson 2323 Bonfield Ct, Camarillo, CA (805)910-8587	PC approved 1/20/22
	CUP CZ VAR	342 21-03 21-04	<u>American Desert LLC Multi-tenant Microbusiness Project</u> conversion of an existing 18,960 square foot multi-tenant (12 units) industrial building for cannabis business uses on a 1.29 acre parcel	86695 Avenue 54	American Desert LLC 15303 Arrow Blvd Fontana, CA 92335 (213) 81603214	PC approved 10/20/21 CC approved 11/10/21
	TTM EA	32263 05-11	322 SF Units Subdivision 64.64 acres	Ave 44, West of Dillon	Coachella-Nickel Creek LLC 5744 Canyon Road	PC approved 9/5/07 CC approved 9/12/07

City of Coachella Development Status Report

Item 9.

July 2022

	CUP CZ GPA	207 05-04 07-04	See AR 05-21 Nickel creek		Amarillo, TX. 79109	<i>SB1185 Ext to 9/12/10 AB333 Ext to 9/12/12 AB208 Ext to 9/12/14 AB116 Ext. to 9/12/16 1 Yr. Ext. to 9/12/17 1 Yr. Ext. to 9/12/18 Statutory Ext. to 9/12/21 AB 1561 Ext. to 3/12/23</i>
	TTM AR EA CUP CZ GPA Annex	35523 07-13 07-16 231 07-08 07-05 60	<u>Villa Palmeras</u> 111 Single Family attached & detached residential 11.58 acres	South side of Ave 50 between Jackson St & Calhoun St	DSE Turco, L.P. Attn: Scott Carino 8910 University Center Ln Suite 690 San Diego CA 92122 (858) 458-3432 (858) 458-3412 FAX	PC approved 1/16/08 CC approved 5/28/08 <i>TTM Expired 5/28/19</i>
	SP GPA CZ EA TPM	14-01 14-01 14-01 14-04 36872	<u>Vista del Agua Specific Plan</u> 280-acre subdivision with single-family residential, multi-family residential and commercial development.	S of Vista del Sur N of Ave. 48, E of Tyler St., W of Polk Street	James Kozak Strategic Land Partners, LP 12671 High Bluff Dr., Suite 150 San Diego, Ca. 92130 (858) 699-7440	PC Workshop 3/20/19 PC Approved 6/19/19 CC Approved 5/13/20
	TPM VAR	37758 21-05	<u>Cervantes Lot Split</u> Subdivision of 10 acres into 2 lots	50800 Van Buren St	Greg Cervantes 82265 Padova Dr. Indio, CA 92203	PC Approved 7-21-21 CC Approved 8-25-21 Final Map approved
	TTM AR VAR EA	38084 21-03 21-04 21-01	<u>Pulte Coachella Subdivision</u> "Sevilla" Subdivide 26.8 acres of vacant land into 107 SFR lots.	Northside of Ave 51, 500 East of Van Buren St. (APN 768-050-002)	Daniel Wozniak Pulte Homes Company LLC 27401 Los Altos St 400 Mission Viejo, CA 92691	PC Approved 5/19/21 CC Approved 6/23/21 Under Construction
	TTM	31978	<u>Bellissima Subdivision</u> Subdivide 38 acres into 160 single family lots	Southeast corner of Avenue 53 and Fredrick Street	Brighton Properties, LLC (original TTM applicant)	PC Approved CC Approved 5/20/06 <i>1 Yr. Ext. to 8/24/18 (Reso 2017-53)</i>

City of Coachella Development Status Report

Item 9.

July 2022

						<i>1 Yr Ext. to 8/24/19 1 Yr Ext. to 8/24/20 AB 1561 Ext. to 2/24/2022 Grading Commenced in April 2022</i>
	TPM AR CUP	38218 21-07 354	<u>JJWR Holdings, LLC</u> construction of two 25,750 sq. ft. industrial building to create up to 32 warehouse condos and 8 office condos	53-457 and 53-459 Enterprise Way	JJWR, LLC 440 Santa Lucia Drive Hemet, CA 92543	PC Approved 5/18/22 CC Approved 6/8/22
	VAR	18-02	<u>Desert Research Park #1</u> To exceed height limit for 3 new industrial buildings.	NE Corner of Ave. 48 and Harrison St.	Michael Meade Desert Rock Development 72-100 Magnesia Falls Rancho Mirage CA 92270 (760)837-1880	PC Approved 4/18/18 Plans Approved
	AR	21-09	<u>Coachella 155</u> Proposed construction 155, 1 and 2-story residences within Tract 32074	SEC of Calhoun Street and 50 th Avenue	D.R. Horton Mario Ornelas 2280 Wardlow Circle #100 Corona, CA 92880 (951)739-5481	Admin. Approval 1/5/22 Under Construction
	AR	21-15	<u>Bellissima</u> proposed construction of 111 single family residences in an unfinished Tract 31978	East of Fredrick Street between Avenue 53 and 54.	Pulte Home Company, LLC 27401 Los Altos, Suite 400 Mission Viejo, CA 92691 (760)775-1806	Admin Approval 4/5/22 Under Construction
	CUP CUP AR	346 347 21-12	<u>Fountainhead Plaza.</u> To allow a 20,422 sq. ft. Aldi supermarket and 2,600 sq. ft. Panda Express in the CG zone. <u>(related to CUP 321, 322, AR 20-03, TPM 37940)</u>	NE Corner of 1 st St. and Cesar Chavez St.	Mr. Francis Chu Coachella Retail Realty, LP 1401 Quail St. Suite #100 Newport Beach CA 92660 (949)752-2515	PC Approved 1/5/21 Mod to CUP 321, AR 20-03, TPM 37940 Approved by CC 1/26/22 Under Construction
	CUP	348	<u>Gunther Investments</u> To allow interim outdoor cannabis cultivation on a	Southwest corner of Avenue 50 and Filmore Street	Brandon Calandri P.O. Box 8010 Lancaster, CA 93539	Withdrawn

City of Coachella Development Status Report

Item 9.

July 2022

			38.48 acre site			
	CUP	349	<u>DAFCO</u> To allow interim outdoor cannabis cultivation on a 199.39 acre site	Northeast corner of Filmore & 52 nd Stsreet	Brandon Calandri P.O. Box 8010 Lancaster, CA 93539	Withdrawn
	CZ CUP AR	22-01 351 22-04	<u>Tripoli Mixed-Use Project</u> 108 Affordable Apartment units and 2 retail units with Building A 3-Stories and Building Building 4 Stories.	Northeast corner of Cesar Chavez Street and Bagdad Avenue	Chelsea Investment Corporation Attn: Dave Davies 6339 Paseo Del Lago Carlsbad, CA 92011 (619)987-7780	PC Approved 4/20/22 CC Approved 5/11/22
	TTM	38145 38146	<u>Vista del Agua</u> •TTM 38145 is to subdivide 42.92 acres into 204 single-family lots, located east of Tyler Street, North of Avenue 48 and west of Polk Street. (APN: 603-150-005 & 007). •TTM 38146 is to divide 46.92 acres into 254 single-family lots APN: 603-150-009, 010, & 011.	North of Avenue 48 and West of Polk Street	CVP Palm Springs, LLC c/o Strategic Land Partners, LP 12671 High Bluff Drive, Suite 150 San Diego, CA 92130	Under Review
	AR	22-05	<u>La Terraza</u> Mixed-Use with 2,302 sq. ft. retail space on the first floor and 1,583 sq. ft. on the 2 nd floor.	1562 6 th Street	William A Aguirre, PE 68207 Pasada Rd Cathedral City, CA 92234 (951)204-1013	Under Review
	AR	22-03	<u>State Towing & Recovery</u> Metal shade cover	85220 Ave 50, Ste. 4	Statewide Emergency Services 623 S Waterman Ave San Bernardino, CA 92408 (951) 682-9336	Under Review
	AR	22-06	<u>Eberhard Equipment</u> Installation of a freestanding identification sign at 21' high sign. APN: 763-141-007	86100 Avenue 54	Eberhard Equipment No. 2 86100 Avenue 54 Coachella, CA 92236	PC continued to 9/7/22

City of Coachella Development Status Report

Item 9.

July 2022

	AR	22-07	<u>Jordan Central</u> Proposed new 5,400 sq. ft. commercial building with parking lot and site improvements.	86878 Ave 54	Chris Ellison 1280 Main Street Brawley, CA 92227 (760) 344-3322	Under Review
	AR	21-13	<u>Sunline Transit Hub</u> transit center for Line 111, Line 91, Line 92, Line 95 and will include a 540 sq. ft. breakroom/office building, three bus shelters, landscape improvements	Southeast corner of Cesar Chavez Street and 4th Street.	Sunline Transit Agency	PC Approved 7/7/22
	AR	22-08	<u>Coachella Lakes RV Resort</u> Installation for main monument, entrance monument and building sign.	44800 Dillon Road	Image Services, Inc. 2281 Lacrosse Ave, Ste. 501 Colton, CA 92324 909-370-4500	PC Approved 7/6/22

City of Coachella
Development Status Report
January, 2022

PC = Planning Commission
CC = City Council

Types = RS Single Family Residential, RM Multifamily Residential, CG Commercial General, NC Neighborhood Commercial
MH Manufacturing Heavy, MS Manufacturing Service, MW Wrecking Yard, RE Residential Estate

Status of Projects = Under Construction, Approved, Pending Approval

Status of Maps = Constructed, Under Construction, Recorded, Approved Tentative, Pending Approval

AR Architectural Review

CUP Conditional Use Permit

CZ Change of Zone

DA Development Agreement

EIS (EA) Environmental Initial Study (Environmental Assessment)

GPA General Plan Amendment

PD Planned Development

TTM Tentative Tract Map or Tentative Subdivision Map

TPM Tentative Parcel Map

VAR Variance

Tentative Maps (Tract and Parcel) are approved for 2 years and may be extended an additional year three times upon approval of their request and payment of application fees.

Assembly Bill 1561 (AB1561) automatically grants an 18-month extension to any Tentative Tract or Tentative Parcel Map that was valid between March 4, 2020 and 18 months after passage of the Bill.

Senate Bill (SB 1185) automatically grants a 12 month extension to any Tentative Tract or Tentative Parcel Map that was valid as of July 15, 2008 and will normally expire before January 1, 2011.

Assembly Bill 333 (AB333) automatically grants a 24 month extension to any Tentative Tract or Tentative Parcel Map that was valid as of July 15, 2009 and will normally expire before January 2, 2012.

Assembly Bill 208 (AB208) automatically grants a 24 month extension to any Tentative Tract or Tentative Parcel Map that was valid as of July 15, 2011 and will normally expire before January 1, 2014.

ENGINEERING:

Capital Improvement Projects

April 2022-June 2022

ST-67 Ave 50/I-10 Interchange

100% complete plans were reviewed by CalTrans. The City’s consultant made the required revisions and is working with the appropriate utility companies to complete the engineering work. Offer letters have been provided to property owners on the north and south side of Interstate 10. Project meetings continue with CalTrans Management to review the Interchange Grading and finalize plans for construction.

ST-69 Ave 50 Bridge over Whitewater Channel / ST-81 New Interchange @ Avenue 50 and 86 South Expressway

Environmental document was approved and finalized in February 2019. Final authorization for reimbursement for design phase of the project has been approved by CVAG and City Council. Project meeting with CalTrans to review technical studies on the project continues. Request for Authorization has been submitted to Caltrans HBP.



ST-93 Avenue 50 Widening Project (Calhoun to Harrison)

Professional agreement with KOA Corporation has been approved by City Council on 10/9/2019 for Final Construction PS&E. City Staff coordinating with KOA to complete design PS&E. KOA has submitted 90% design PS&E for review.



ST-98 Avenue 50 Extension PS&E (All American Canal to I-10 Interchange)

Engineering Staff is awaiting responses to acquisition offers; Right-of-way acquisitions under negotiations with five property owners located west of the All-American Canal. City Council approved two purchase agreements for 2 of the 5 parcels. Bureau of Reclamation (BOR) has approved the environmental document for the work within the canal area. Hydrologic and hydraulics models are being reconciled with Coachella Valley Water District and Riverside County Flood Control District engineers.

ST-105 Street Rehab and Slurry

Construction contract was awarded to PMI on April 19, 2022. Project crack sealed and applied slurry to the Valencia and Las Plumas Neighborhoods. Project has been completed.



ST-109 Dillon Road Bridge Interstate I-10 Interchange & SR 86 Interchange

CalTrans bridge inspections on behalf of FHWA, weight limit restrictions were implemented on the existing bridge. Due to the scour critical condition of the bridge, a Plan of Action was filed with FHWA. An application for the current round of the federal Build Grant funding has been submitted.



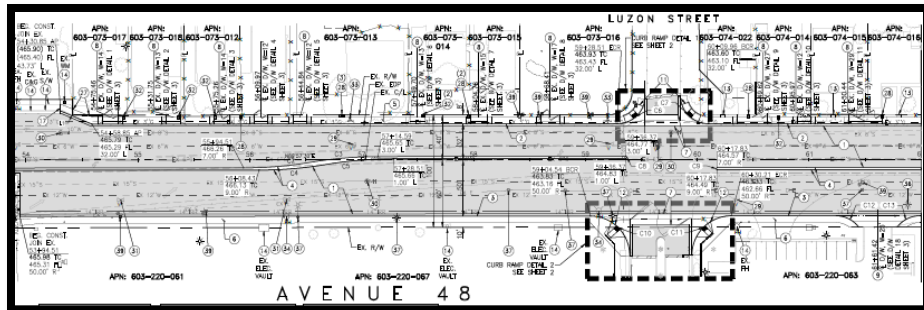
ST-130 Pueblo Viejo Sustainable Transportation Project

The project will add over two miles of class II bikeways, pedestrian and landscaping improvements in the Pueblo Viejo downtown area. The project was awarded to Desert Concepts on January 26, 2022. Construction has started and is scheduled to be complete by October 2022.



ST-131 Avenue 48 Widening from Van Buren to Dillon Road

Environmental documents have been completed and final design for Plans, Specifications and Engineer’s Estimates are being made. The project will add two lanes east bound and one lane west bound with bicycle and pedestrian facilities as well. Riverside County is lead agency on this project.

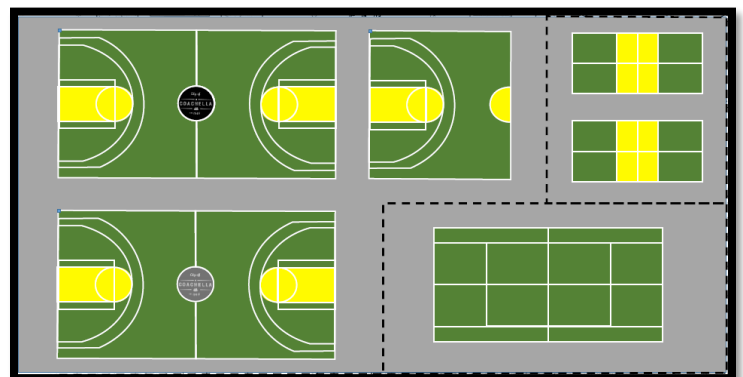


ST-134 2022 Pedestrian Safety Improvement Project

Project will increase pedestrian safety in various locations throughout the City. Plans and Specifications are currently under review. Construction contract expected to be awarded in September 2022.

P-21 Bagdouma Park Basketball Court Replacement Project

Project will replace existing basketball courts at Bagdouma Park with basketball courts, tennis court and pickle ball courts. Plans and Specifications are currently under review. Construction contract expected to be awarded in September 2022.



F-7 Fire Station #79

The Project will rehabilitate the Fire Station on Sixth Street to add separate men’s and women’s showers, apparatus bay, generator upgrade, and electrical system upgrade. A construction contract has been awarded to Dalke and Sons Construction. Construction is scheduled to begin August/September 2022.



S-24 Avenue 48 and Harrison Sewer Improvement Project

Project will add sewer improvements in the wrecking yard area for existing and future proposed projects. Street and safety improvements will also be done. Project was awarded on 12/8/2021 to Jones Brothers Construction. Project has been completed.



Private Development Projects

Red Moon Development at the Villas at the Vineyards:

Project will construct a 469 space recreational vehicle campground including a clubhouse, laundry/restroom buildings and common area amenities. Project construction has resumed. Clubhouse and one laundry/restroom building have been constructed. Water services and grading continue to be constructed. City Staff continues to inspect.



49869 Calhoun Street, Borrego Health Medical Facility:

Project constructed a two-story medical office/clinic building. Project is complete, including onsite and offsite improvements.



1279 6th Street Pueblo Viejo Villas Apts.

Project constructed a three story mixed use building with 105 apartment units and commercial space to lease. Project is complete, including onsite and offsite improvements.



48451 Harrison Street Desert Rock Development

Engineering Department and Contractor held a meeting. On-site Water and Sewer Improvements plans, Street Improvements and Grading Plans have been approved & permits have been paid. Contractor continues with onsite and offsite improvements. City Staff continues to inspect.



Sevilla TR 38084.

Sevilla Project will construct 107 single family homes. Sewer line and water line installation have been completed. Phases 1 & 2 have been completed. Offsite improvements and phase 3 are currently under construction. City Staff continues to inspect.



Bellissima TR 31978

Bellissima Project will construct 111 single family homes. Sewer line and water line installation are currently under construction. Onsite and offsite curb and gutter are currently under construction. City Staff continues to inspect.




Mariposa Pointe TR 32074

Mariposa Pointe will construct 155 single family homes. Sewer line and water line installation almost complete. Construction of model homes and phase 1 in progress. City Staff continues to inspect.



Starbucks Fountainhead

Project will construct a Starbucks with onsite and offsite improvements on 1st Street and Cesar Chavez. Construction of building and onsite and offsite improvements currently under construction. City Staff continues to inspect.



Engineering Permits	Building Permit Reviews
60	27



STAFF REPORT
7/27/2022

TO: Honorable Mayor and City Council Members

FROM: Nathan Statham, Finance Director

SUBJECT: Adopt an Annual Budget And Organizational Structure for Fiscal Year 2022-23

STAFF RECOMMENDATION:

Adopt Resolutions No. 2022-47, WA-2022-04, SD-2022-03, FD-2022-03 and CBL-2022-02 approving the annual budget and organizational structure for fiscal year 2022-23 for the City of Coachella and its component units.

BACKGROUND:

In the proposed budget for fiscal year 2022/2023, the City of Coachella and its component units have budgeted revenues of \$95.4 million and appropriations of \$91.9 million. \$17.5 million of these appropriations are for capital expenditures. The City's General Fund has budgeted revenues of \$31.8 million and expenditure appropriations of \$31.8 million resulting in a balanced budget. The General Fund is projected to have total reserves of \$25.3 million and unrestricted reserves of \$17.8 million at June 30, 2023. Details are provided in the schedules and tables that follow.

During the City Council meetings on June 22, 2022 and July 13, 2022 Council members raised concerns about the approval of six new general fund positions recommended by City staff. City staff provided details on the needs for the six positions and City Council agreed that four positions made sense based on the facts and circumstances presented. Council asked for further analysis on the recommended management analyst position for the Public Works Department and department assistant position recommended for the City Manager Department in the Grants Division. City staff re-evaluated both positions and is recommending the approval of both positions based on the re-evaluation performed.

Budget Preparation and Presentation

The budget process has been ongoing since February of this year. Department request budgets were prepared and presented to Council at the June 8, 2023 budget study session. These request budgets resulted in a deficit budget of \$978,488. The City manager made adjustments reducing the deficit to \$181,202 prior to proposing this budget. Based on the feed back from the Council study session and further analysis of the projected revenues and expenditures, the City Manager is recommending a balanced budget. The balanced budget allows for the increased service capacity discussed with Council at the study session but does not expend any General Fund reserves.

History

During the prior two fiscal years (2020-2021 - 2021-2022) the City of Coachella has seen a steady

economic recovery for our community notwithstanding the effects of COVID-19. The voters passed Measure U, a sales tax rate increase of 1% in November of 2014 and initiated a cannabis tax in 2018. These funds and increases in other revenue sources along with under budget expenditures have provided for significant surpluses in the past two years. However, the City incurred steep increases in contract costs with Riverside County Sheriff and Riverside County/Cal Fire for Police and Fire services. Measure U sales tax revenue and the City’s Public Safety CFD (2005-1) continue to allow the City to cover these increased public safety cost levels into FY 2022-2023 with no reductions in levels of service but these Public Safety contracted service increases by Riverside County continue to be a principal fiscal challenge for the City.

ECONOMIC FORECASTS:

As the local and national economies have struggled to cope with the rising inflation and turbulence in the stock and oil markets, the broader economy is seeing significant growth. National unemployment has dropped significantly from pandemic highs of 14.8% in April 2020 to 6.1% in April 2021 to 3.6% in April 2022 according to the U.S. Bureau of Labor Statistics. City revenues are largely driven by consumer spending, home prices and broader economic growth. Although there have been pull backs in these areas recently, the pull backs are insignificant when compared to the gains seen over the past couple of years.

Given this unprecedented volatility in economic data, City staff focused on evaluating City revenues based on historical data while accounting for likely effects that will occur from current known factors. The estimates used are conservative and will hold if the broader economy stagnates or encounters a temporary recessionary dip as inflation and interest rates normalize. Finance staff will continue to monitor economic data throughout the year. The City of Coachella will continue to endeavor to maintain a diversified and stable revenue base to minimize the effects of economic fluctuation. All estimates are conservative and based on historical perspectives or known events.

General Fund

General fund revenues are categorized into seven broad categories taxes, licenses and permits, charges for services, intergovernmental, fines and forfeitures, interest and other revenues and transfers in from other funds.

City of Coachella
General Fund Historical and Projected Revenues by Type
Fiscal Year 2022-2023

	FY 2020-21	FY 2021-22	FY 2021-22	FY 2022-23
	Actual	Budget	Estimated Year End	Budget
Taxes	\$ 23,371,431	\$ 20,647,000	\$ 22,212,907	\$ 23,894,380
Licenses and Permits	648,250	508,000	508,000	523,000
Charges for Services	560,751	585,000	585,000	765,000
Intergovernmental	1,193,516	1,199,349	1,199,349	1,270,816
Fines and Forfeitures	141,647	166,598	166,598	173,000
Interest and Other Revenue	609,114	178,000	178,000	576,000
Transfers	4,159,009	4,038,198	4,038,198	4,616,091
Total	\$ 30,683,718	\$ 27,322,145	\$ 28,888,052	\$ 31,818,287

Taxes are the largest component of City revenues accounting for nearly 88% of general fund

revenues. With 2022-23 revenues expected to increase \$1.7 million from the prior year projected total. The largest component of these increases is sales tax.

Intergovernmental revenues are substantial in comparison to other categories. The largest components of this category are the lease payment from the water system and the rental of City facilities.

The general fund’s position as the originating fund for all service components, i.e., Water, Sanitary, Fire, Police, Streets, etc. has resulted in the general fund now receiving service charges from operating funds.

The general fund is the main operating fund of the City of Coachella. It is used to account for all financial resources except where legal, administrative or Generally Accepted Accounting Principles (GAAP) requirements cause them to be accounted for in another fund. The City’s general fund activity includes departments that serve the general public as well as functions that provide administrative support to the various departments within the government and its agencies. The table shown below provides a summary list of the general fund Departments and their respective budgets.

City of Coachella
 General Fund Historical and Projected Expenditures by Department
 Fiscal Year 2022-2023

Department Name	FY 2019-20	FY 2020-21	FY 2021-22	FY 2022-23
	Actual	Actual	Estimated Year End	Budget
General Government	\$ 3,029,788	\$ 3,762,882	\$ 4,093,992	\$ 5,302,664
City Manager	628,950	724,606	918,013	1,019,928
Economic Development	145,605	176,045	214,717	205,331
Finance	1,171,464	1,220,641	1,558,072	1,776,450
Engineering	1,082,265	985,678	926,873	1,165,419
Development Services	1,751,798	1,746,843	2,190,282	2,635,420
Public Works	4,789,452	5,001,782	5,925,681	6,495,627
Police	9,743,571	9,964,430	10,350,306	10,902,902
Fire	1,699,652	1,617,763	2,123,308	2,314,547
	<u>\$ 24,042,545</u>	<u>\$ 25,200,670</u>	<u>\$ 28,301,246</u>	<u>\$ 31,818,287</u>

Water Authority

The Water Authority's revenue budget projects total revenues of approximately \$7.56 million which represents an increase of 2.8% decrease over the prior fiscal year. The decrease in revenue is largely the result of shifts in grant funding. Overall operating revenues are projected to remain flat compared to the prior year.

The Authority's expenditures are projected to be \$7.76 million which is 6.9% greater than last year. This is due to expected increases in energy costs and the purchase of a field service vehicle.

City of Coachella
Water Authority Projected Revenues and Expenses
Fiscal Year 2022-2023

	Projected 2021-22	Budget 2022-23
<u>Beginning Net Position</u>		
Restricted	\$ 8,366,260	\$ 8,916,260
Unrestricted	3,902,675	3,871,495
Total Beginning Net Position	12,268,935	12,787,755
<u>Revenues</u>		
Connection Fees	550,000	550,000
Utility Service	6,200,000	6,200,000
Ground Water Replenishment	450,000	550,000
Interest, Grants , & Other Revenue	577,000	257,500
Total Revenue	7,777,000	7,557,500
<u>Expenditures</u>		
Operating Costs	2,796,019	3,308,896
Administrative Costs	2,505,505	2,737,523
Depreciation & Amortization	1,400,000	1,200,000
Debt Service - Interest Payments	556,655	509,437
Total Expenditures	7,258,180	7,755,857
Surplus (Deficit)	518,820	(198,357)
<u>Ending Net Position</u>		
Restricted	8,916,260	9,466,260
Unrestricted	3,871,495	3,123,139
Total Ending Net Position	\$ 12,787,755	\$12,589,399

Sanitary District

The Sanitary District's 2022-2023 budget includes revenues projected at \$6.88 million, which represents a decrease of 3.8% over the prior fiscal year. This results from projected decreases in service charges based on current year activity.

District expenditures are budgeted at \$6.75 million, which is 8.7% lower than last year. The decrease is due to reductions in operating and administrative costs.

City of Coachella
Sanitary District Projected Revenues and Expenses
Fiscal Year 2022-2023

	Projected 2021-22	Budget 2022-23
<u>Beginning Net Position</u>		
Restricted	\$ 6,359,699	\$ 7,259,699
Unrestricted	(1,156,355)	(2,294,585)
Total Beginning Net Position	5,203,344	4,965,114
<u>Revenues</u>		
Connection Fees	900,000	900,000
Utility Service	6,050,000	5,850,000
Property Taxes	160,000	99,000
Interest & Other Revenue	52,702	39,527
Total Revenue	7,162,702	6,888,527
<u>Expenditures</u>		
Operating Costs	2,677,555	2,485,408
Administrative Costs	2,533,875	2,181,291
Depreciation & Amortization	1,522,623	1,472,623
Debt Service - Interest	666,879	614,964
Total Expenditures	7,400,932	6,754,286
Surplus (Deficit)	(238,230)	134,241
<u>Ending Net Position</u>		
Restricted	7,259,699	8,159,699
Unrestricted	(2,294,585)	(3,060,344)
Total Ending Net Position	\$ 4,965,114	\$ 5,099,355

Fire Protection District

The Coachella Fire Protection District (the District) was created in December 1990 to provide fire protection services to the residents of the City of Coachella. The Riverside County Fire Protection District provides all necessary services that are described in a contract between the two entities. The District is funded through transfers from the City's general fund, property tax collected, interest earned on investments, and miscellaneous sources.

The District's 2022-2023 budget includes revenues projected at \$4.14 million which represents an increase of 8.9% over the prior fiscal year. This results from expenditure increases since the additional costs are passed along to the City's general fund through a transfer.

District expenditures are budgeted at \$4.14 million, which is a 19.9% increase from last year. The

increase is due in projected increases in Riverside County contract costs.

The District is currently staffed by one (1) fire engine company with a (municipal) Fire Captain and (Advanced Life Support) Paramedic for a total of four personnel daily. The cooperative agreement includes three (3) Fire Captains, one (1) Fire Apparatus Engineer, one (1) Fire Apparatus Engineer/Paramedic, one (1) Firefighter II, and four (4) Firefighter-II/Paramedic positions.

In addition to the staffed positions, an active Volunteer Reserve Firefighter Program boasts a company of approximately 6 volunteer firefighters.

City of Coachella
Fire Protection District Projected Revenues and Expenses
Fiscal Year 2022-2023

	Projected 2021-22	Budget 2022-23
Beginning Fund Balance	\$ -	\$ 350,000
<u>Revenues</u>		
General Fund Transfer	2,051,999	2,314,547
Community Facility District Transfer	763,800	874,000
Property Taxes	885,400	912,000
Interest & Other Revenue	102,000	42,000
Grants	-	-
Total Revenue	3,803,199	4,142,547
<u>Expenditures</u>		
Other Professional Services	3,118,456	3,661,000
Administration/Other	334,743	481,547
Total Expenditures	3,453,199	4,142,547
Surplus (Deficit)	350,000	-
Projected Ending Fund Balance	\$ 350,000	\$ 350,000

Cable Public Access

This component unit no longer has an active funding source and has expensed all resources. The expected revenue and expenditure budgets for fiscal year 2022-23 are \$0.

Other Funds

The City has various funds which are used to account for the flow of resources with specific purposes. For the most part these directly interact with the general fund or one of the other operating component unit funds (Water Authority, Sanitary District, Fire Protection District).

Special revenue funds are used to account for the proceeds of specific revenue sources that are

legally restricted for specific purposes. Special Revenue funds include State and Federal grant/program revenues, development impact fees, landscape and lighting maintenance districts and special assessments collected through community facility districts.

Capital Improvement Funds are used to account for project costs for the building of infrastructure to attract business and expand capacities. The Capital Improvement Program (CIP) found in the last budget section is a listing of proposed and existing projects for the acquisition and construction of capital assets. These programs are outlined in the proposed five-year capital budget and existing capital projects. The five-year Capital Improvement Plan includes proposed financing for the 2022-23 fiscal year. The Engineering Department has provided a comprehensive capital improvements plan that utilizes developer impact fees, grants and self-generated funds from the City's enterprise operations. Although the funds required for the proposed fiscal year projects are available, future year's projects may have a "To Be Determined" footnote if funds have not yet been identified.

RECOMMENDED ALTERNATIVE(S):

1. Approve the 2022-23 City Manager Recommended Budget as presented.
2. Implement increases/decreases in expenditure appropriations and approve the 2022-23 City Manager Recommended Budget approving the 2022-23 budget as amended.

ATTACHMENTS:

Fiscal year 2022-23 City Manager Recommended Budget
Resolution No. 2022-47
Resolution No. WA-2022-04
Resolution No. SD-2022-03
Resolution No. FD-2022-03
Resolution No. CBL-2022-02

RESOLUTION 2022-47**A RESOLUTION OF THE CITY COUNCIL OF THE CITY OF COACHELLA, CALIFORNIA, ADOPTING AN ANNUAL BUDGET AND ORGANIZATIONAL STRUCTURE FOR FISCAL YEAR 2022-23**

WHEREAS, an annual budget and organization structure for Fiscal Year 2022-23 has been prepared by the City Manager, Department Heads and other City personnel; and

WHEREAS, the City Council has examined said budget and organizational structure and conferred with the City Manager and Departments heads; and

WHEREAS, the City Council has, after due deliberation and consideration, made such amendments in the proposed annual budget and organizational structure as it considered desirable.

WHEREAS, the City Council has, after due deliberation and consideration, made such amendments in the proposed annual budget and organizational structure as it considered desirable.

NOW THEREFORE, be it resolved by the City Council of the City of Coachella, California, as follows:

SECTION 1. That the budget and organizational structure attached hereto and made a part hereof is hereby approved and effective July 1, 2022.

SECTION 2. That the Capital Improvements Budget for fiscal 2022-23 is hereby approved effective July 1, 2022.

SECTION 3. An increased transfer is approved effective June 30, 2022 to the Fire Protection District sufficient to retain full cost coverage and funding for the City's share of the ladder truck as previously approved (City share \$350,000).

SECTION 4. Transfer funds to the development impact fee fund for bridge and grade separation (Fund 120) from the development impact fee fund for streets and transportation (Fund 127) in the amount of \$92,129.69 or amount to bring the bridge and grade separation fund to a \$0 balance in fiscal year 2022.

SECTION 5. Appropriate and transfer funds to the City's CIP fund (182) from the development impact fee fund for bus shelters (123) to partially cover bus stop costs for the Pueblo Viejo Transit Hub (ST-130) project in fiscal year 2022.

SECTION 6. That all debt service payments on previously authorized debts issuances are authorized along with applicable transfers into and out of the City's debt service fund.

PASSED, APPROVED and ADOPTED this 27th day of July 2022.

Steven A. Hernandez
Mayor

ATTEST:

Angela M. Zepeda
City Clerk

APPROVED AS TO FORM:

Carlos L. Campos
City Attorney

STATE OF CALIFORNIA)
COUNTY OF RIVERSIDE) ss.
CITY OF COACHELLA)

I HEREBY CERTIFY that the foregoing Resolution No. 2022-47 was duly adopted by the City Council of the City of Coachella at a regular meeting thereof, held on the 27th day of July 2022 by the following vote of the City Council:

AYES:

NOES:

ABSENT:

ABSTAIN:

Andrea J. Carranza, MMC
Deputy City Clerk

RESOLUTION NO. WA-2022-04

A RESOLUTION OF THE BOARD OF DIRECTORS OF THE COACHELLA WATER AUTHORITY, ADOPTING AN ANNUAL BUDGET AND ORGANIZATIONAL STRUCTURE FOR FISCAL YEAR 2022-23

WHEREAS, an annual budget and organizational structure for Fiscal Year 2022-23 has been prepared by the Executive Director and Authority staff and

WHEREAS, the Board of Directors has examined said budget and organizational structure and conferred with the Executive Director and Authority staff and

WHEREAS, the Board of Directors desires to adopt a final annual budget and organizational structure for Fiscal Year 2022-23; and

WHEREAS, the Board of Directors has, after due deliberation and consideration, made such amendments in the proposed annual budget as it considered desirable.

NOW THEREFORE, be it resolved by the Board of Directors of the Coachella Water Authority, as follows:

Section 1: That the budget and organizational structure attached hereto and made a part hereof is hereby approved and effective July 1, 2022.

Section 2: That the Capital Improvements Budget for fiscal 2022-23 is hereby approved effective July 1, 2022 along with the expenditure of related capital grant funds.

Section 3: That all debt service payments for previously authorized debts issuances are authorized.

PASSED, APPROVED and ADOPTED this 27th day of July, 2022.

Steven A. Hernandez
President

ATTEST:

Angela M. Zepeda
Secretary

APPROVED AS TO FORM:

Carlos Campos
City Attorney

STATE OF CALIFORNIA)
COUNTY OF RIVERSIDE) ss.
CITY OF COACHELLA)

I HEREBY CERTIFY that the foregoing Resolution No. WA-2022-04 was duly adopted by the Board of Directors of the Coachella Water Authority at a regular meeting thereof, held on the 27th day of July, 2022 by the following vote of the Authority:

AYES:

NOES:

ABSENT:

ABSTAIN:

Andrea J. Carranza, MMC
Deputy City Clerk

RESOLUTION NO. SD-2022-23

A RESOLUTION OF THE BOARD OF DIRECTORS OF THE COACHELLA SANITARY DISTRICT, ADOPTING AN ANNUAL BUDGET AND ORGANIZATIONAL STRUCTURE FOR FISCAL YEAR 2022-23

WHEREAS, an annual budget and organizational structure for Fiscal Year 2022-23 has been prepared by the District Manager and other District personnel; and

WHEREAS, the Board of Directors has examined said budget and organizational structure and conferred with the District Manager; and

WHEREAS, the Board of Directors desires to adopt a final annual budget and organizational structure for Fiscal Year 2022-23; and

WHEREAS, the Board of Directors has, after due deliberation and consideration, made such amendments in the proposed annual budget as it considered desirable.

NOW THEREFORE, be it resolved by the Board of Directors of the Coachella Sanitary District, as follows:

Section 1: That the budget and organizational structure attached hereto and made a part hereof is hereby approved and effective July 1, 2022.

Section 2: That the Capital Improvements Budget for fiscal 2021-22 is hereby approved effective July 1, 2022 along with the expenditure of related capital grant funds

Section 3: That all debt service payments for previously authorized debts issuances are authorized.

PASSED, APPROVED and ADOPTED this 27th day of July, 2022.

Steven A. Hernandez
President

ATTEST:

Angela M. Zepeda
Secretary

APPROVED AS TO FORM:

Carlos Campos
City Attorney

STATE OF CALIFORNIA)
COUNTY OF RIVERSIDE) ss.
CITY OF COACHELLA)

I HEREBY CERTIFY that the foregoing Resolution No. SD-2022-03 was duly adopted by the Board of Directors of the Coachella Sanitary District at a regular meeting thereof, held on the 27th day of July, 2022 by the following vote of the Board:

AYES:

NOES:

ABSENT:

ABSTAIN:

Andrea J. Carranza, MMC
Deputy City Clerk

RESOLUTION NO. FD-2022-03

A RESOLUTION OF THE BOARD OF DIRECTORS OF THE COACHELLA FIRE PROTECTION DISTRICT, ADOPTING AN ANNUAL BUDGET FOR FISCAL YEAR 2022-23

WHEREAS, an annual budget for Fiscal Year 2022-23 has been prepared by the District Manager, Fire Chief and other District personnel; and

WHEREAS, the Board of Directors has examined said budget and conferred with the District Manager and the Fire Chief; and

WHEREAS, the Board of Directors desires to adopt a final annual budget for the Fiscal Year 2022-23; and

WHEREAS, the Board of Directors has, after due deliberation and consideration, made such amendments in the proposed annual budget as it considered desirable.

NOW THEREFORE, be it resolved by the Board of Directors of the Coachella Fire Protection District, as follows:

Section 1: That the budget attached hereto and made a part hereof is hereby approved and effective July 1, 2021.

Section 2: That the Capital Improvements Budget for fiscal 2022-23 is hereby approved effective July 1, 2022.

PASSED, APPROVED and ADOPTED this 27th day of July 2022.

Steven A. Hernandez
Chairman

ATTEST:

Angela M. Zepeda
Secretary

APPROVED AS TO FORM:

Carlos Campos
City Attorney

STATE OF CALIFORNIA)
COUNTY OF RIVERSIDE) ss.
CITY OF COACHELLA)

I HEREBY CERTIFY that the foregoing Resolution No. FD-2022-03 was duly adopted by the Board of Directors of the Coachella Fire Protection District at a regular meeting thereof, held on the 27th day of July, 2022 by the following vote of the Board:

AYES:

NOES:

ABSENT:

ABSTAIN:

Andrea J. Carranza, MMC
Deputy City Clerk

RESOLUTION CBL-2022-02

A RESOLUTION OF THE BOARD OF DIRECTORS OF THE COACHELLA EDUCATIONAL AND GOVERNMENTAL ACCESS CABLE CHANNEL CORPORATION, ADOPTING AN ANNUAL BUDGET FOR FISCAL YEAR 2022-23

WHEREAS, an annual budget for Fiscal Year 2022-23 has been prepared by the District Manager; and

WHEREAS, the Board of Directors has examined said budget and conferred with the District Manager, and

WHEREAS, the Board of Directors has, after due deliberation and consideration, noted that there is no separate revenue source for the associated component unit fund in the City’s financial statements.

WHEREAS, the Board of Directors has determined that until specific funding sources are identifies, a separate fund is not necessary.

NOW THEREFORE, be it resolved by the Board of Directors of the Coachella Educational and Governmental Access Cable Channel Corporation, as follows:

Section 1: That the budget consisting of no revenues or expenditures is hereby approved and effective July 1, 2022.

Section 2: The Board of Directors approves a transfer of funds to the General Fund to cover the costs of public access to City Council meetings that are expensed in the General Fund effective June 30, 2022 in the amount of \$55,489 or to bring the fund balance to \$0.

PASSED, APPROVED and ADOPTED this 27th day of July 2022.

Steven A. Hernandez
Mayor

ATTEST:

Angela M. Zepeda
City Clerk

APPROVED AS TO FORM:

Carlos L. Campos
City Attorney

STATE OF CALIFORNIA)
COUNTY OF RIVERSIDE) ss.
CITY OF COACHELLA)

I HEREBY CERTIFY that the foregoing Resolution No. 2022-02 was duly adopted by the Board of Directors of the Coachella Education and Government Access Cable Channel Corporation at a regular meeting thereof, held on the 27th day of July 2022 by the following roll call vote:

AYES:

NOES:

ABSENT:

ABSTAIN:

Andrea J. Carranza, MMC
Deputy City Clerk

CITY OF COACHELLA, CALIFORNIA



Proposed Budget Fiscal Year 2022-2023



CITY OF COACHELLA

Fiscal Year 2022/2023

Adopted Budget

CITY OFFICIALS

CITY COUNCIL

MAYOR.....STEVEN HERNANDEZ
 MAYOR PRO TEM.....JOSE GONZALEZ
 COUNCIL MEMBER.....MEGAN BEAMAN JACINTO
 COUNCIL MEMBER.....DENISE DELGADO
 COUNCIL MEMBER.....NEFTALI GALARZA

OTHER ELECTED OFFICIALS

CITY CLERK ANGELA M. ZEPEDA
 CITY TREASURERARTURO AVILES

ADMINISTRATIVE OFFICIALS

CITY MANAGERGABRIEL MARTIN
 CITY ATTORNEYCARLOS CAMPOS
 CHIEF OF POLICE RANDY VASQUEZ
 DEVELOPMENT SERVICES DIRECTOR GABRIEL PEREZ
 CITY ENGINEER ANDREW SIMMONS
 FIRE CHIEFBONIFACIO DE LA CRUZ
 FINANCE DIRECTORNATHAN STATHAM
 PUBLIC WORKS DIRECTORMARITZA MARTINEZ
 UTILITIES MANAGER CÁSTULO ESTRADA



City Manager's Budget Message

Mayor and Members of the City Council also acting as Board Members for the Coachella Sanitary District, Coachella Financing Authority, Coachella Water Authority, Coachella Educational and Governmental Access Cable Channel Corporation and Coachella Fire Protection District,

Introduction and Summary

I am pleased to submit for your review the proposed budget for the City of Coachella for all funds and departments and its component units for the fiscal year beginning July 1, 2022 and ending June 30, 2023.

In the proposed budget for Fiscal Year 2022-2023, the City of Coachella and its component units have budgeted revenues of \$95.4 million and appropriations of \$91.9 million. \$17.5 million of these appropriations are for capital projects (CIP) expenditures. The City's General Fund has budgeted revenues of \$31.8 million and expenditure appropriations of \$31.8 million resulting in a balanced budget. The General Fund is projected to have total reserves of \$25.3 million and unrestricted reserves of \$17.8 million at June 30, 2023. Details are provided in the general fund schedules and tables that follow.

History

During the prior two fiscal years (2020-2021 - 2021-2022) the City of Coachella has seen a steady economic recovery for our community notwithstanding the effects of COVID-19. The voters passed Measure U, a sales tax rate increase of 1% in November of 2014 and initiated a cannabis tax in 2018. These funds and increases in other revenue sources along with under budget expenditures has provided for significant surpluses in the past two years. However, the City incurred steep increases in our contracts with Riverside County Sheriff and Riverside County/Cal Fire for Police and Fire services. The Police Department expenditures are expected to increase by \$552,000 (5%) from last fiscal year and the Fire Department Expenditures are expected to increase by \$191,000 (9%) for a combined total of \$743,000. Measure U sales tax revenue and the City's Public Safety CFD (2005-1) continue to allow the City to cover these increased public safety cost levels into FY 2022-2023 with no reductions in levels of service but these Public Safety contracted service increases by Riverside County continue to be a principal fiscal challenge for the City.

In fiscal year 19-20 the City faced COVID-19 related economic challenges. The pandemic resulted in sales tax reductions of \$883,000 in 19-20, but this reduction was offset by increased allocations for online sales and consumer spending resulting in higher than expected tax revenues in fiscal years 2020-21 and 2021-22.

CHALLENGES AND PRIORITIES

Labor Market Tightening - The current severely low unemployment rate coupled recent high rates of retirement at the City is creating challenges in maintaining timely completion of critical services. These challenges are especially apparent when hiring for more skilled positions. The labor market situation is leading to the increased employment of contract workers and will likely have longer term impacts on compensation costs for the City.

Public Safety Cost Increase - Increases in public safety costs continue to be a challenge for the City. The County of Riverside's continuous increase to public safety services is limiting the amounts available to address capital needs, maintenance and operations in existing and future facilities.

City Manager's Budget Message (continued)

ECONOMIC FORECASTS

As the local and national economies have struggled to cope with the rising inflation and turbulence in the stock and oil markets, the broader economy is seeing significant growth. National unemployment has dropped significantly from pandemic highs of 14.8% in April 2020 to 6.1% in April 2021 to 3.6% in April 2022 according to the U.S. Bureau of Labor Statistics. City revenues are largely driven by consumer spending, home prices and broader economic growth. Although there have been pull backs in these areas recently, the pull backs are insignificant when compared to the gains seen over the past couple of years.

Given this unprecedented volatility in economic data, City staff focused on evaluating City revenues based on historical data while accounting for likely effects that will occur from current known factors. The estimates used are conservative and will hold if the broader economy stagnates or encounters a temporary recessionary dip as inflation and interest rates normalize. Finance staff will continue to monitor economic data throughout the year. The City of Coachella will continue to endeavor to maintain a diversified and stable revenue base to minimize the effects of economic fluctuation. All estimates are conservative and based on historical perspectives or known events.

GENERAL FUND REVENUES

	FY 2020 Actual	FY 2021 Actual	FY 2022 Estimated at Year End	FY 2021-23 Budget
Taxes	\$ 18,409,029	\$ 23,371,431	\$ 22,212,907	\$ 23,894,380
Licenses and Permits	458,179	648,250	508,000	523,000
Intergovernmental	1,100,511	1,193,516	1,199,349	1,270,816
Charges for Services	544,456	560,751	585,000	765,000
Fines and Forfeits	395,433	141,647	166,598	173,000
Other Revenue	805,478	609,114	178,000	576,000
Operating Transfers	3,788,772	4,159,009	4,038,198	4,616,091
Total	\$ 25,501,857	\$ 30,683,718	\$ 28,888,052	\$ 31,818,287

General fund revenues are categorized into seven broad categories taxes, licenses and permits, charges for services, fines and forfeitures, intergovernmental, interest and other revenue, and operating transfers.

Taxes are the largest component of City revenues accounting for nearly 88% of general fund revenues. With 2022-23 revenues expected to increase \$1.7 million from the prior year projected total. The largest component of these increases is sales tax.

Intergovernmental revenues are substantial in comparison to other categories. The largest components of this category are the lease payment from the water system and the rental of City facilities.

The general fund's position as the originating fund for all service components, i.e., Water, Sanitary, Fire, Police, Streets, etc. has resulted in the general fund now receiving service charges from operating funds.

City Manager's Budget Message (Continued)

GENERAL FUND EXPENDITURES BY DEPARTMENT

The General Fund is the main operating fund of the City of Coachella. It is used to account for all financial resources except where legal, administrative or Generally Accepted Accounting Principles (GAAP) requirements cause them to be accounted for in another fund.

Department Name	FY 2019-20	FY 2020-21	FY 2021-22	FY 2022-23
	Actual	Actual	Estimated Year End	Budget
City Council	\$ 189,175	\$ 173,279	\$ 282,598	\$ 282,974
City Clerk	100,218	111,446	103,024	145,350
City Attorney	671,589	742,903	652,000	672,500
City Manager	334,506	401,947	555,367	521,142
Economic Development	145,605	176,045	214,717	205,331
City Manager - Human Resources	220,418	240,969	270,567	345,063
City Manager - Grant Administration	74,026	81,690	92,080	153,723
Finance Department	651,361	691,759	791,536	1,110,565
Development Services - Administration	-	-	-	275,649
Development Services - Planning	701,896	795,031	1,002,705	761,122
Development Services - Cannabis Compliance	-	-	-	159,209
Engineering-Storm Drain	-	-	-	140,567
Development Services - Building	308,991	347,927	323,625	497,511
Engineering Department	1,082,265	985,678	926,873	1,024,852
Public Works - Parks and Recreation Program	288,496	255,059	333,069	329,929
Public Works - Seniors Program	334,118	284,865	397,691	416,352
Public Works - Administration	176,073	174,004	242,352	343,174
Public Works - Streets	1,349,581	1,337,247	1,587,287	1,512,975
Public Safety - Police Services	9,743,571	9,964,430	10,350,306	10,902,902
Public Safety - Fire Services	1,699,652	1,617,763	2,123,308	2,314,547
Public Works - Parks	1,563,917	1,703,889	1,819,213	2,101,119
Development Services - Graffiti	86,998	93,860	244,872	219,954
Development Services - Code Enforcement	653,912	510,026	619,080	721,976
General Government	2,068,806	2,735,255	3,056,371	4,201,840
Finance Department - IT	520,104	528,882	766,536	665,885
Public Works - Fleet Maintenance	378,774	506,515	613,297	652,384
Public Works - Building Maintenance	698,493	740,204	932,773	1,139,694
Total	\$ 24,042,545	\$ 25,200,670	\$ 28,301,246	\$ 31,818,287

The City's general fund activity includes departments that serve the general public as well as functions that provide administrative support to the various departments within the government and its agencies. The table shown below provides a summary list of the General Fund Departments and their respective budgets.

The City's 91 position staff costs are disbursed among 7 different departments and 29 divisions to be able to ascertain both direct and indirect costs for City services rendered.

City Manager's Budget Message (Continued)

OTHER FUNDS

The City has various funds and special districts. These other funds all have the Coachella City Council as the governing body and have their respective budgets approved by the Council for the fiscal year ended June 30, 2023.

SPECIAL REVENUE FUNDS

Special revenue funds are used to account for the proceeds of specific revenue sources that are legally restricted for specific purposes. Special Revenue funds include State and Federal grants and subventions, impact fees, funds to be used solely for capital projects, and the property taxes and charges collected by the County Tax-Collector's Office for the Successor Agency of the Former Coachella Redevelopment Agency, the Coachella Sanitary District, and the Coachella Fire Protection District.

CAPITAL IMPROVEMENT FUND

Capital Improvement Funds are used to account for project costs of permanent general or enterprise fund resources used for the building of infrastructure to attract business and expand capacities. The Capital Improvement Program found in the last budget section is a listing of proposed and existing projects for the acquisition and construction of capital assets. These programs are outlined in the proposed five-year capital budget and existing capital projects. The five-year Capital Improvement Plan includes proposed financing for the 2022-23 fiscal year with projected revenue sources and project costs for the next four fiscal years. The Engineering Department has provided a comprehensive capital improvements plan that utilizes bond proceeds from previous issuances, developer impact fees, grants and self-generated funds from the City's enterprise operations. Although the funds required for the proposed fiscal year projects are available, future year's projects may have a "To Be Determined" footnote if funds have not yet been identified.

PROPOSED BUDGET

Summary schedules are presented to Council as a proposed budget. Approval of the budget will legally appropriate funds for the City to operate in fiscal year 2022-23. Council can approve the recommended budget as presented or make modifications to the budget prior to approval. The proposed budget shows that the City is in a strong fiscal position and is poised to provide increased services to residents in fiscal year 2022-23.

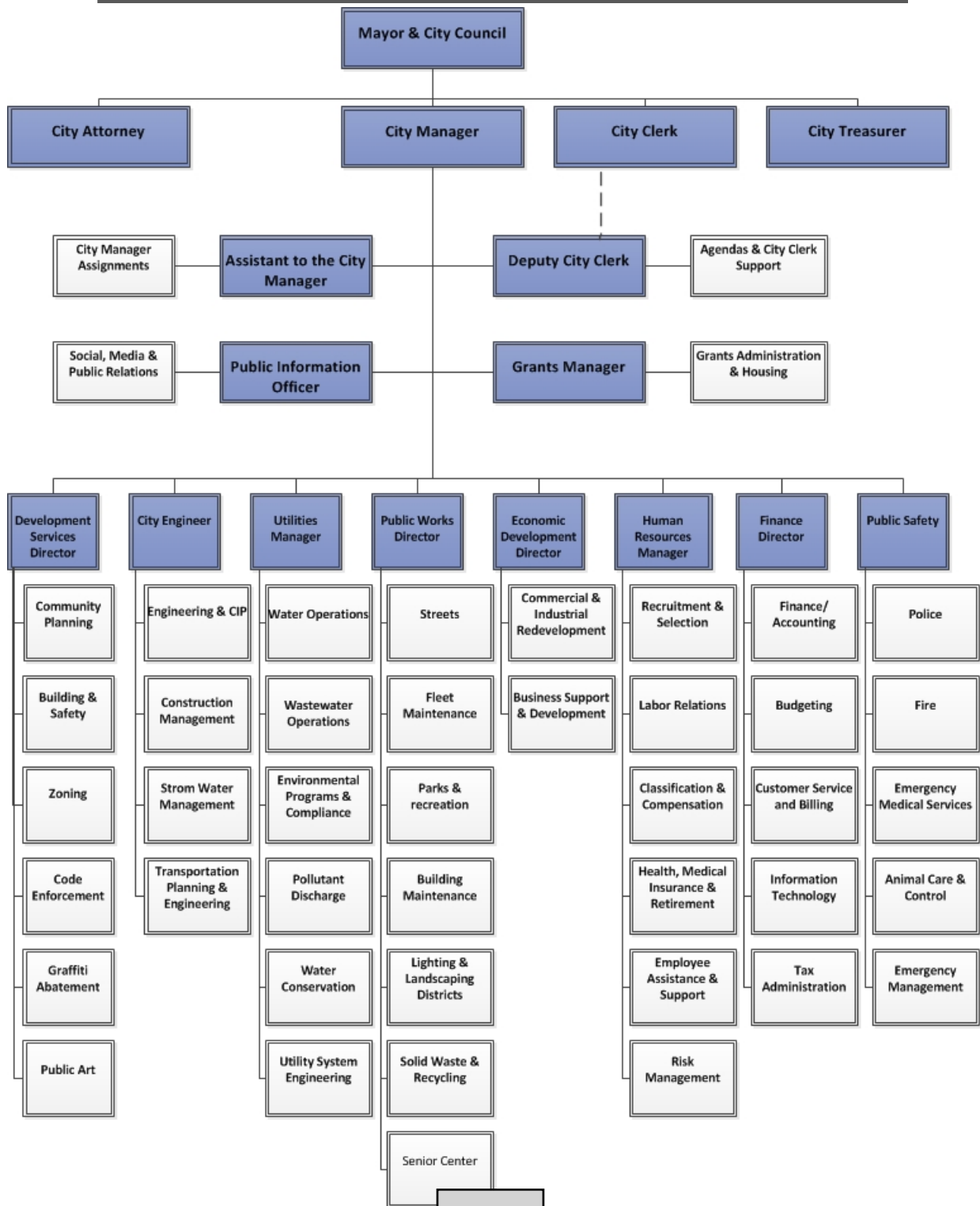
I would like to thank Public Works Director Maritza Martinez, City Engineer Andrew Simmons, Development Services Director Gabriel Perez, Utilities Manager Castulo Estrada, Finance Director Nathan Statham, Accounting Manger Ruben Ramirez, Finance Department staff, and all the City personnel who contributed to the entire budget process.

Respectfully submitted,

Dr. Gabriel Martin
City Manager



General Information City Organizational Chart





General Information Budget Calendar

FISCAL YEAR 2022-23

Distribute Budget Worksheets	March 7
Review of Revenue Estimates.....	March 14
Budget Worksheets Due to Finance	March 28
Budget Workshop with Department Staff & Budget Committee	April 4-7
Complete First Draft	April 14
Review of first Draft	April 18-21
Complete Second Draft	May 2
Distribute Budget Package to Council	May 4
Budget Study Session	May 11
Budget Study Session (if necessary)	May 25
Public Hearing & Adopt Budget	June 8
Public Hearing & Adopt Budget (If Continued).....	June 22



General Information

List of Funds

Governmental Funds

General Fund

101 General Fund

Special Revenue Funds

108 Road Maintenance-Dillon Road
 109 Road Maintenance & Rehabilitation (SB 1)
 111 State Gas Tax
 112 Air Quality Improvement
 117 Local Transportation - Measure A
 120 Dev Impact Fee -Park Land
 121 Dev Impact Fee -Library
 126 Dev Impact Fee -Park Improvement
 127 Dev Impact Fee -Streets & Transp.
 128 Dev Impact Fee -Police Facilities
 129 Dev Impact Fee -General Gov't
 130 Dev Impact Fee - Fire Facilities
 131 Dev Impact Fee - Public Arts
 152 Grants
 160 Landscape & Lighting Districts
 210 CDBG - Community Development Block Grant
 212 CDBG Home Rehabilitation Program
 222 HOME Program
 232 CAL HOME Program
 240 Fire Protection District
 242 Community Facility District-Police

Enterprise Funds

177 Water Connection Fees
 178 Water Authority
 361 Sewer Connection Fees
 361 Sanitary District

Capital Projects

182 Capital Improvement Projects



Summary Schedules

Ending Fund Balances

	Projected Fund Balance at 6/30/2022	2022-23 Revenues & Other Sources	2022-23 Appropriations & Other Uses	Revenues Over (Under) Appropriations	Projected Fund Balance at 6/30/2023
GENERAL FUND					
101 General Fund	<u>\$ 25,283,778</u>	<u>\$ 31,818,287</u>	<u>\$ 31,818,287</u>	<u>\$ -</u>	<u>\$ 25,283,778</u>
SPECIAL REVENUE FUNDS					
108 Road Maintenance-Dillon Road	\$ 47,988	\$ -	\$ -	\$ -	\$ 47,988
109 Road Maintenance & Rehab (SB 1)	1,384,806	892,000	1,401,661	(509,661)	875,145
111 State Gas Tax	-	1,100,000	1,100,000	-	-
112 Air Quality Improvement	65,014	57,518	45,000	12,518	77,532
117 Local Transportation - Measure A	1,241,960	615,602	561,815	53,787	1,295,747
120 Dev Imp Fee - Park Land	(1,327,382)	699,000	-	699,000	(628,382)
121 Dev Imp Fee - Library	(11,961,854)	156,000	30,000	126,000	(11,835,854)
126 Dev Imp Fee - Park Improvement	(604,044)	845,000	-	845,000	240,956
127 Dev Imp Fee - Streets/Transp.	142,752	782,000	968,019	(186,019)	(43,267)
128 Dev Imp Fee - Police Facilities	673,702	68,675	-	68,675	742,377
129 Dev Imp Fee - General Gov't	(4,408,107)	524,000	106,515	417,485	(3,990,622)
130 Dev Imp Fee - Fire Facilities	1,645,251	398,250	1,068,718	(670,468)	974,783
131 Dev Imp Fee - Art Public	219,611	2,000	-	2,000	221,611
152 Grants	(4,660,527)	17,280,423	12,619,896	4,660,527	-
160 Landscape & Lighting Districts	1,883,628	2,165,343	3,935,054	(1,769,711)	113,917
210 CDBG	172,688	725,000	725,000	-	172,688
212 CDBG Rehabilitation Home Program	647,227	-	-	-	647,227
222 HOME Program	4,609,573	-	-	-	4,609,573
232 CAL HOME Program	691,666	-	-	-	691,666
240 Fire Protection District	350,000	4,142,547	4,142,547	-	350,000
242 Community Facility District - Police	-	1,431,000	1,431,000	-	-
Total Special Revenue Funds	<u>\$ (9,186,048)</u>	<u>\$ 31,884,358</u>	<u>\$ 28,135,225</u>	<u>\$ 3,749,133</u>	<u>\$ (5,436,915)</u>
ENTERPRISE FUNDS					
178 Water Authority	\$ 12,787,755	\$ 7,557,500	\$ 7,755,857	\$ (198,357)	\$ 12,589,399
361 Sanitary District	4,965,114	6,888,527	6,754,286	134,241	5,099,355
Total Enterprise Funds	<u>\$ 17,752,870</u>	<u>\$ 14,446,027</u>	<u>\$ 14,510,143</u>	<u>\$ (64,116)</u>	<u>\$ 17,688,754</u>
CAPITAL PROJECTS					
182 Capital Improvement Projects	<u>\$ 180,789</u>	<u>\$ 17,276,320</u>	<u>\$ 17,457,109</u>	<u>\$ (180,789)</u>	<u>\$ -</u>
	<u>\$ 34,031,390</u>	<u>\$ 95,424,992</u>	<u>\$ 91,920,764</u>	<u>\$ 3,504,228</u>	<u>\$ 37,535,618</u>



Summary Schedules General Fund Balance

	Estimated 7/01/2023 Fund Balance	Fiscal Year 2022-23 Changes	Projected 6/30/2023 Fund Balance
Fund Balance:			
Nonexpendable	\$ 7,469,937	\$ -	\$ 7,469,937
Committed	6,701,122	-	6,701,122
Assigned	7,416,000	-	7,416,000
Unrestricted	3,696,719	-	3,696,719
Total Fund Balance	\$ 25,283,778	\$ -	\$ 25,283,778

Assignments:

Sales tax uncertainty	\$ 1,500,000
City financial system software upgrade	600,000
Reorganization staffing	600,000
Unfunded actuarial liability (policy)	1,400,000
Avenue 50 widening project	500,000
Land proceeds land reinvestments	2,816,000
	<u>\$ 7,416,000</u>



Summary Schedules

Revenue by Fund

		FY 2019-20	FY 2020-21	FY 2021-22	FY 2022-23
		Actual	Actual	Estimated Year End	Budget
GENERAL FUND					
101	General Fund	<u>\$ 25,501,857</u>	<u>\$ 30,683,718</u>	<u>\$ 28,888,052</u>	<u>\$ 31,818,287</u>
SPECIAL REVENUE FUNDS					
108	Road Maintenance-Dillon Road	\$ 34,125	\$ 69,428	\$ 60,000	\$ -
109	Road Maintenance & Rehabilitation (SB 1)	861,012	865,414	892,000	892,000
111	State Gas Tax	1,007,169	1,036,835	1,100,000	1,100,000
112	Air Quality Improvement	45,383	75,989	57,691	57,518
117	Local Transportation - Measure A	711,512	768,423	590,803	615,602
120	Dev Imp Fee - Park Land	130,815	332,043	1,613,072	699,000
121	Dev Imp Fee - Library	89,371	145,857	174,982	156,000
126	Dev Imp Fee - Park Improvement	637,630	1,155,895	759,092	845,000
127	Dev Imp Fee - Streets/Transp.	518,621	862,568	1,100,000	782,000
128	Dev Imp Fee - Police Facilities	50,367	78,654	94,606	68,675
129	Dev Imp Fee - General Gov't	243,193	610,728	720,730	524,000
130	Dev Imp Fee - Fire Facilities	221,666	453,690	547,518	398,250
131	Dev Imp Fee - Art Public	90,317	127,355	375	2,000
152	Grants	4,096,667	2,883,353	13,345,223	17,280,423
160	Landscape & Lighting Districts	2,048,827	2,040,443	2,165,343	2,165,343
210	CDBG	419,594	229,367	260,000	725,000
212	CDBG Home Rehabilitation Program	4,406	1,203	-	-
222	HOME Program	-	-	-	-
232	CAL HOME Program	-	-	-	-
240	Fire Protection District	3,233,689	3,210,218	3,803,199	4,142,547
242	Community Facility District - Police	1,054,765	1,282,411	1,251,200	1,431,000
390	Educational & Gov't Access Cable	11,580	11,580	11,580	-
Total Special Revenue Funds		<u>\$ 15,510,707</u>	<u>\$ 16,241,454</u>	<u>\$ 28,547,414</u>	<u>\$ 31,884,358</u>
ENTERPRISE FUNDS					
178	Water Authority	\$ 7,500,900	\$ 7,751,286	\$ 7,777,000	\$ 7,557,500
361	Sanitary District	8,620,095	9,440,680	7,002,702	6,888,527
Total Enterprise Funds		<u>\$ 16,120,995</u>	<u>\$ 17,191,966</u>	<u>\$ 14,779,702</u>	<u>\$ 14,446,027</u>
CAPITAL PROJECTS					
182	Capital Improvement Projects	<u>\$ 10,525,963</u>	<u>\$ 8,391,347</u>	<u>\$ 12,325,189</u>	<u>\$ 17,276,320</u>
TOTAL ALL FUNDS		<u>\$ 67,659,523</u>	<u>\$ 72,508,485</u>	<u>\$ 84,540,357</u>	<u>\$ 95,424,992</u>



Summary Schedules Expenditures by Fund

	FY 2019-20 Actual	FY 2020-21 Actual	FY 2021-22 Estimated Year End	FY 2022-23 Initial Budget
GENERAL FUND				
101 General Fund	\$ 24,050,771	\$ 25,202,209	\$ 28,426,196	\$ 31,818,287
SPECIAL REVENUE FUNDS				
108 Road Maintenance-Dillon Road	\$ -	\$ 66,642	\$ -	\$ -
109 Road Maintenance & Rehabilitation (SB 1)	296,377	1,493,010	-	1,401,661
111 State Gas Tax	1,101,880	1,036,835	1,099,400	1,100,000
112 Air Quality Improvement	43,824	46,211	44,393	45,000
117 Local Transportation - Measure A	1,343,789	270,288	36,662	561,815
120 Dev Impact Fee -Park Land	1,613	-	-	-
121 Dev Imp Fee - Library	37,131	2,988	3,300	30,000
126 Dev Imp Fee - Park Improvement	6,046	670,704	297,500	-
127 Dev Imp Fee - Streets/Transp.	1,438,561	371,394	911,729	968,019
128 Dev Imp Fee - Police Facilities	683	883	-	-
129 Dev Imp Fee - General Gov't	1,739,894	138,845	131,515	106,515
130 Dev Imp Fee - Fire Facilities	51,237	85,600	75,000	1,068,718
131 Dev Imp Fee - Public Arts	9,214	119,745	-	-
152 Grants	2,798,590	6,885,077	11,165,634	12,619,896
160 Landscape & Lighting Districts	1,588,266	1,941,483	2,502,849	3,935,054
210 CDBG	497,690	233	260,000	725,000
212 CDBG Home Rehabilitation Program	6,500	-	-	-
240 Fire Protection District	3,236,511	3,088,011	3,328,249	4,142,547
242 Community Facility District - Police	994,445	1,282,411	1,251,200	1,431,000
Total Special Revenue Funds	\$ 15,192,251	\$ 17,500,360	\$ 21,107,430	\$ 28,135,225
ENTERPRISE FUNDS				
178 Water Authority	\$ 7,915,800	\$ 7,354,694	\$ 9,167,346	\$ 7,755,857
361 Sanitary District	8,101,751	8,535,800	15,910,409	6,754,286
Total Enterprise Funds	\$ 16,017,550	\$ 15,890,495	\$ 25,077,754	\$ 14,510,143
CAPITAL PROJECTS				
182 Capital Improvement Projects	\$ 10,525,963	\$ 8,391,347	\$ 12,121,494	\$ 17,457,109
TOTAL ALL FUNDS	\$ 65,786,536	\$ 66,984,410	\$ 86,732,874	\$ 91,920,764



Summary Schedules

Salaries and Benefits

by Department

	Salaries	Benefits	Total
General Fund			
General - City Council	\$ 92,437	\$ 151,137	\$ 243,574
General - City Clerk	30,236	44,104	74,340
General - City Manager	345,683	153,729	499,412
General - Human Resources	176,374	88,320	264,694
General - Grants Administration	91,933	45,490	137,423
General - Finance Department	526,098	306,337	832,435
General - Information Technology	196,793	80,084	276,877
Economic Development Department	79,281	31,802	111,083
Development Services - Administration	176,098	91,226	267,324
Development Services - Planning	393,874	189,353	583,227
Development Services - Cannabis Compliance	104,648	54,561	159,209
Development Services - Building Department	227,564	119,531	347,096
Development Services - Graffiti	63,303	24,150	87,454
Development Services - Code Enforcement	378,404	186,173	564,577
Engineering Department	461,325	220,476	681,802
Engineering - Storm Drain	93,401	47,166	140,567
Public Works - Administration	207,749	105,926	313,674
Public Works - Parks and Recreation	174,137	82,092	256,229
Public Works - Seniors Program	182,514	115,437	297,952
Public Works - Fleet Maintenance	176,166	87,285	263,451
Public Works - Building Maintenance	208,646	111,848	320,494
Public Works - Streets	408,977	252,499	661,475
Public Works - Parks	395,066	263,653	658,719
Total General Fund	\$ 5,190,707	\$ 2,852,378	\$ 8,043,085
Landscape and Lighting Districts	\$ 94,949	\$ 28,404	\$ 123,353
Water Authority			
Administration	\$ 704,682	\$ 360,776	\$ 1,065,457
Operations	773,007	553,897	1,326,904
Total Water Agency	\$ 1,477,689	\$ 914,673	\$ 2,392,362
Sanitary District			
Administration	\$ 653,906	\$ 327,469	\$ 981,375
Operations	837,602	431,578	1,269,180
Total Sanitary District	\$ 1,491,508	\$ 759,047	\$ 2,250,555
GRAND TOTAL	\$ 8,254,853	\$ 4,554,503	\$ 12,809,355



Summary Schedules

Positions

by Department

Department - Division	Fully Burdened
City Clerk	
Deputy City Clerk	\$ 160,032
City Manager	
City Manager	\$ 353,224
Assistant to the City Manager	\$ 203,691
Public Information Officer	\$ 180,947
City Manager - Human Resources	
Human Resources Technician	\$ 116,802
Human Resources Manager	\$ 229,951
Department Assistant I/II*	\$ 91,317
Development Services	
Economic Development Director	\$ 222,166
City Manager Grants Administration	
Grants Manager	\$ 183,529
Department Assistant I/II*	\$ 91,317
Finance	
Business Lic. Technician	\$ 133,926
Accountant	\$ 143,494
Finance Director	\$ 292,462
Accounting Manager	\$ 213,787
Accounting Technician - Payroll	\$ 126,219
Accounting Technician - Accts Payable	\$ 126,449
Department Assistant II	\$ 110,632
Department Assistant I/II	\$ 87,853
Department Assistant I/II	\$ 92,829
Finance Manager*	\$ 163,161
Customer Service Supervisor*	\$ 134,881
Department Assistant I/II*	\$ 91,317
Development Services - Admin	
Development Services Director	\$ 267,324



Summary Schedules Positions by Department

Department - Division	Fully Burdened
Development Services - Planning	
Department Assistant II	\$ 97,471
Department Assistant II	\$ 72,507
Planning Technician	\$ 102,943
Associate Planner	\$ 115,083
Community Development Technician	\$ 125,591
Senior Planner*	\$ 152,388
Development Services - Cannabis Compliance	
Senior/Management Analyst*	\$ 159,209
Engineering - Storm Drain	
Environmental Compliance Program Mgr.	\$ 140,567
Source Control Inspector*	\$ 112,558
Development Services - Building	
Building Inspector II	\$ 137,733
Building Official*	\$ 177,965
Engineering	
City Engineer	\$ 273,358
Engineering Technician	\$ 133,628
Assistant Engineer	\$ 140,870
Junior Engineer	\$ 144,006
Construction Project Coordinator	\$ 119,975
Senior Civil Engineer*	\$ 169,736
Public Works - Admin	
Department/ Admin Assistant II	\$ 117,212
Public Works Director	\$ 285,101
Senior/Management Analyst*	\$ 159,209



Summary Schedules

Positions

by Department

Department - Division	Fully Burdened
Development Services - Planning	
Department Assistant II	\$ 97,471
Department Assistant II	\$ 72,507
Planning Technician	\$ 102,943
Associate Planner	\$ 115,083
Community Development Technician	\$ 125,591
Senior Planner*	\$ 152,388
Development Services - Cannabis Compliance	
Senior/Management Analyst*	\$ 159,209
Engineering - Storm Drain	
Environmental Compliance Program Mgr.	\$ 140,567
Source Control Inspector*	\$ 112,558
Development Services - Building	
Building Inspector II	\$ 137,733
Building Official*	\$ 177,965
Engineering	
City Engineer	\$ 273,358
Engineering Technician	\$ 133,628
Assistant Engineer	\$ 140,870
Junior Engineer	\$ 144,006
Construction Project Coordinator	\$ 119,975
Senior Civil Engineer*	\$ 169,736
Public Works - Admin	
Department/ Admin Assistant II	\$ 117,212
Public Works Director	\$ 285,101
Senior/Management Analyst*	\$ 159,209



Summary Schedules Positions by Department

Department - Division	Fully Burdened
Public Works - Building Maintenance	
Custodian - Bldg. Maintenance Gen	\$ 112,301
Custodian - Bldg. Maintenance Senior. Ce	\$ 125,907
Custodian - Bldg. Maintenance Gen	\$ 82,286
Development Services - Code Enforcement	
Code Compliance Manager	\$ 167,741
Senior Code Enforcement Officer	\$ 131,835
Department Assistant II	\$ 54,768
Code Enforcement Officer	\$ 108,872
Code Enforcement Officer	\$ 101,359
Public Works - Landscape and Lighting District	
Landscape and Lighting Inspector	\$ 94,843
Utility Administration	
Utilities Manager	\$ 218,978
Department/ Admin Assistant II	\$ 126,689
Assistant Engineer*	\$ 141,933
Sanitary District - Operations	
Sanitary Superintendent	\$ 162,033
Treatment Plant Operator I	\$ 112,604
Treatment Plant Operator II/III	\$ 111,537
Treatment Plant Operator I	\$ 96,324
Treatment Plant Operator I	\$ 105,370
Treatment Plant Operator II	\$ 101,193
Chief Treatment/Collections Operator*	\$ 143,485
Water Authority - Operations	
Water Service Worker/LV1	\$ 197,704
Water Service Worker/LV2	\$ 114,519
Senior Water Service Worker III	\$ 115,975
Water Superintendent	\$ 162,723
Water Service Worker II*	\$ 91,803
Senior Water Service Worker IV*	\$ 119,518
Water Service Worker/LV	\$ 88,030
	\$ 12,492,377



Fund Overview

General Fund (101)

General Fund Revenues

	FY 2019-20 Actual	FY 2020-21 Actual	FY 2021-22 Estimated Year End	FY 2022-23 Initial Budget
Taxes				
Property Taxes - Secured	\$ 386,740	\$ 411,779	\$ 427,000	\$ 440,000
Property Taxes - Supplemental	94,748	103,490	-	59,000
Property Taxes - Unsecured	17,943	17,299	21,000	22,000
Sales and Use Tax 1% (Measure U-415)	4,191,015	5,510,150	5,500,000	6,462,320
Sales Tax - Bradley Burns	3,492,540	4,504,913	4,197,907	4,800,000
Property Transfer Tax	67,998	120,333	75,000	77,000
Business License - Annual Fee	23,230	21,880	25,000	25,000
Business License Tax	606,394	538,988	570,000	570,000
Construction Tax	297,939	527,192	500,000	520,000
Franchise Tax	965,943	1,015,838	965,000	1,029,000
Delinquent Taxes, Penalties and Interest	1,758	4,327	3,500	3,500
Utility Users Tax	2,242,714	2,413,756	2,900,000	2,615,000
TOT-Short Term Vacation Rentals (9%)	227,076	533,044	140,000	380,060
Business License SB 1186 Fee	3,929	4,432	4,000	4,000
Cannabis - Cultivation	10,477	1,229,184	300,000	400,000
Cannabis - Manufacturing	46,257	32,125	7,000	-
Cannabis - Retail	384,228	636,130	593,000	600,000
Cannabis - Distribution	25,250	14,167	50,000	-
RPTTF Residual	365,194	334,998	376,000	161,000
Homeowners Prop Tax Relief	3,364	3,895	3,500	3,500
Property Tax In Lieu of VLF	4,714,590	5,005,722	5,250,000	5,408,000
Motor Vehicle In Lieu of Fees	36,685	34,608	50,000	52,000
Property Tax In Lieu	203,016	353,182	255,000	263,000
Sub-Total Taxes	\$ 18,409,029	\$ 23,371,431	\$ 22,212,907	\$ 23,894,380
Licenses and Permits				
Other Licenses and Permits	\$ 14,931	\$ 3,170	\$ 18,000	\$ 14,000
Building Permits - Building	428,400	627,884	470,000	489,000
Other Licenses and Permits - Engineering	14,849	17,196	20,000	20,000
Sub-Total Licenses and Permits	\$ 458,179	\$ 648,250	\$ 508,000	\$ 523,000
Charges for Services				
Zoning and Subdivision Fees - Planning	\$ 114,554	\$ 156,266	200,000	\$ 208,000.00
Certificate of Occupancy Fees - Building	26,880	45,056	40,000	42,000
Plan Check Fees - Building	109,337	144,685	120,000	125,000
PW Inspection Fees - Engineering	84,266	79,439	75,000	78,000
Plan Check Fees - Engineering	142,927	135,304	150,000	312,000
Other Revenue - Engineering	66,493	-	-	-
Sub-Total Charges for Services	\$ 547,457	\$ 560,751	\$ 585,000	\$ 765,000



Fund Overview

General Fund (101)

General Fund Revenues (Continued)

	FY 2019-20 Actual	FY 2020-21 Actual	FY 2021-22 Estimated Year End	FY 2022-23 Initial Budget
<u>Fines and Forfeitures</u>				
Parking Citations / Vehicle Recovery Fees	\$ 56,159	\$ 54,040	\$ 55,000	\$ 55,000
Court Fees and Fines	58,101	26,026	30,000	30,000
Parking Bail Fees	6,858	386	15,000	12,000
Park Citations	236,594	61,007	60,598	70,000
Other Revenue - Police Services	35,836	124	3,000	3,000
Abandoned Residential Property	1,885	65	3,000	3,000
Sub-Total Fines & Forfeitures	\$ 395,433	\$ 141,647	\$ 166,598	\$ 173,000
<u>Intergovernmental</u>				
General Government Administration Fees	\$ 249,000	\$ 125,000	\$ 125,000	\$ 100,000
Waste Transfer Station-JPA Income	312,500	450,000	700,000	825,000
Other intergovernmental Revenue	197,451	223,530	-	45,000
State Grant Revenue SLESA	155,948	98,393	100,000	100,000
State Grant Revenues 1/2% Sales Tax	142,237	170,728	149,349	156,816
Abandoned Vehicle Grant Revenue	43,375	125,865	125,000	44,000
Sub-total Intergovernmental	\$ 1,100,511	\$ 1,193,516	\$ 1,199,349	\$ 1,270,816
<u>Interest and Other Revenue</u>				
Interest Income	\$ 182,419	\$ 85,955	\$ 45,000	\$ 75,000
Rents and Royalties	108,211	98,142	-	60,000
Rental of Community Center	566	531	-	2,000
Lease revenue	-	-	-	316,000
Rental of Park Fields	29,000	212	60,000	50,000
Refunds, Rebates and Reimbursements	80,074	72,260	50,000	50,000
Other Revenue - General Revenue	215,924	328,332	5,000	5,000
Other Revenue - Finance /Administration	29,838	37,356	15,000	15,000
Other Revenue - Charge for Services	2,066	77,515	3,000	3,000
Miscellaneous Revenue	157,379	(91,189)	-	-
Sub-Total Interest & Other Revenue	\$ 805,478	\$ 609,114	\$ 178,000	\$ 576,000
Total General Fund Revenues	\$ 21,713,085	\$ 26,524,709	\$ 24,849,854	\$ 27,202,196



Fund Overview

General Fund (101)

General Fund Revenues (Continued)

	FY 2019-20 Actual	FY 2020-21 Actual	FY 2021-22 Estimated Year End	FY 2022-23 Initial Budget
<u>Transfers In</u>				
Transfers From Gas Tax	\$ 761,477	\$ 678,927	\$ 740,000	\$ 740,500
Transfer From Other	-	-	184,752	156,000
Transfer From L&LD-Gen Gov't Admin Fees	213,109	314,196	320,000	226,158
Transfer From Water-Gen Gov't Admin Fees	794,162	759,279	601,435	793,115
Transfer From Sewer-Gen Gov't Admin Fees	779,701	941,259	945,811	798,920
Transfer From Police Services	988,912	1,276,362	1,246,200	1,426,000
Transfers in from Fund 152	251,411	-	-	128,000
Transfer In From Fire -240	-	188,986	-	347,398
Sub-Total Transfers In	\$ 3,788,772	\$ 4,159,009	\$ 4,038,198	\$ 4,616,091
Total General Fund Revenue and Transfers	\$ 25,501,857	\$ 30,683,718	\$ 28,888,052	\$ 31,818,287



Fund Overview

General Fund (101)

The general fund is the main operating fund of the City of Coachella. It is used to account for all financial resources except where legal, administrative or Generally Accepted Accounting Principles (GAAP) requirements cause them to be accounted for in another fund.

The City's general fund activity includes departments that serve the general public as well as functions that provide administrative support to the various departments within the government and its agencies. The table shown below provides a summary list of the general fund Departments and their respective budgets.

General Fund Expenditures by Department

Department Name	FY 2019-20	FY 2020-21	FY 2021-22	
	Actual	Actual	Estimated Year End	FY 2022-23 Budget
City Council	\$ 189,175	\$ 173,279	\$ 282,598	\$ 282,974
City Clerk	100,218	111,446	103,024	145,350
City Attorney	671,589	742,903	652,000	672,500
City Manager	334,506	401,947	555,367	521,142
Economic Development	145,605	176,045	214,717	205,331
City Manager - Human Resources	220,418	240,969	270,567	345,063
City Manager - Grant Administration	74,026	81,690	92,080	153,723
Finance Department	651,361	691,759	791,536	1,110,565
Development Services - Administration	-	-	-	275,649
Development Services - Planning	701,896	795,031	1,002,705	761,122
Development Services - Cannabis Compliance	-	-	-	159,209
Engineering-Storm Drain	-	-	-	140,567
Development Services - Building	308,991	347,927	323,625	497,511
Engineering Department	1,082,265	985,678	926,873	1,024,852
Public Works - Parks and Recreation Program	288,496	255,059	333,069	329,929
Public Works - Seniors Program	334,118	284,865	397,691	416,352
Public Works - Administration	176,073	174,004	242,352	343,174
Public Works - Streets	1,349,581	1,337,247	1,587,287	1,512,975
Public Safety - Police Services	9,743,571	9,964,430	10,350,306	10,902,902
Public Safety - Fire Services	1,699,652	1,617,763	2,123,308	2,314,547
Public Works - Parks	1,563,917	1,703,889	1,819,213	2,101,119
Development Services - Graffiti	86,998	93,860	244,872	219,954
Development Services - Code Enforcement	653,912	510,026	619,080	721,976
General Government	2,068,806	2,735,255	3,056,371	4,201,840
Finance Department - IT	520,104	528,882	766,536	665,885
Public Works - Fleet Maintenance	378,774	506,515	613,297	652,384
Public Works - Building Maintenance	698,493	740,204	932,773	1,139,694
Total	\$ 24,042,545	\$ 25,200,670	\$ 28,301,246	\$ 31,818,287



Fund Overview

General Fund (101)

General Fund Expenditures by Category

	FY 2019-20	FY 2020-21	FY 2021-22	FY 2022-23
	Actual	Actual	Estimated Year End	Budget
Salaries and benefits	\$ 6,322,941	\$ 6,750,119	\$ 7,065,545	\$ 7,616,552
Donations/Contributions/Events	482,558	118,952	230,000	730,000
Administrative expenses	10,090	12,641	15,500	15,500
Legal services	671,589	742,903	652,000	672,500
Other professional fees	2,306,986	1,918,822	2,832,090	3,767,777
Public safety	11,214,121	11,291,489	12,069,545	12,908,861
Repairs and maintenance	170,525	255,425	381,014	298,228
Equipment rental	31,517	48,236	114,000	133,000
Insurance expense	993,659	1,197,729	646,600	834,734
Communication expense	126,746	152,062	186,841	186,639
Advertising expense	40,735	18,718	50,500	60,500
Meetings, conferences and travel	75,643	29,115	175,790	155,740
Supplies	500,762	546,078	602,861	648,830
Minor equipment	10,753	10,152	39,500	74,274
Computer software	141,744	115,814	242,956	191,006
Energy charges	661,297	648,558	729,100	842,000
Books and periodicals	1,714	148	6,100	9,471
Dues and subscriptions	104,753	174,587	119,045	222,839
Machinery and equipment	11,477	60,349	226,830	54,500
Miscellaneous expenses	110,770	86,750	195,000	378,530
Transfers - allocations	52,167	306,634	857,985	389,211
Transfers - Debt Service	-	715,389	862,444	1,627,595
TOTAL	\$ 24,042,545	\$ 25,200,670	\$ 28,301,246	\$ 31,818,287



Fund Overview

Sanitary District

Projected Net Position

	Projected 2021-22	Budget 2022-23
<u>Beginning Net Position</u>		
Restricted	\$ 6,359,699	7,259,699
Unrestricted	(1,156,355)	(2,294,585)
Total Beginning Net Position	5,203,344	4,965,114
<u>Revenues</u>		
Connection Fees	900,000	900,000
Utility Service	6,050,000	5,850,000
Property Taxes	160,000	99,000
Interest & Other Revenue	52,702	39,527
Total Revenue	7,162,702	6,888,527
<u>Expenditures</u>		
Operating Costs	2,677,555	2,485,408
Administrative Costs	2,533,875	2,181,291
Depreciation & Amortization	1,522,623	1,472,623
Debt Service - Interest	666,879	614,964
Total Expenditures	7,400,932	6,754,286
Surplus (Deficit)	(238,230)	134,241
<u>Ending Net Position</u>		
Restricted	7,259,699	8,159,699
Unrestricted	(2,294,585)	(3,060,344)
Total Ending Net Position	\$ 4,965,114	\$ 5,099,355



Fund Overview

Sanitary District

Summary Revenues

Revenues	FY 2019-20 Actual	FY 2018-19 Actual	FY 2021-22 Estimated Year End	FY 2021-22 Initial Budget
Connection Fees	\$ 529,922	\$ 1,043,775	\$ 900,000	\$ 900,000
Utility Service	5,969,661	6,657,982	6,050,000	5,850,000
Property Taxes	178,207	172,505	160,000	99,000
Interest & Other Revenue	247,343	(8,220)	52,702	39,527
Total	\$ 7,114,831	\$ 7,935,415	\$ 7,162,702	\$ 6,888,527

Expenditures by Category

	FY 2019-20 Actual	FY 2020-21 Actual	FY 2021-22 Estimated Year End	FY 2022-23 Initial Budget
Salaries and benefits	\$ 2,374,047	\$ 2,513,737	\$ 2,346,361	\$ 2,250,555
Administrative expenses	92,737	103,559	86,000	-
Other professional fees	611,219	468,592	881,996	477,996
Repairs and maintenance	139,138	91,811	100,429	120,000
Communication expense	12,910	11,481	10,000	10,000
Advertising expense	2,128	82	10,000	10,000
Meetings, conferences and travel	4,045	349	12,000	12,000
Supplies	163,109	178,395	196,000	216,000
Energy charges	390,159	454,835	400,000	682,228
Dues and subscriptions	7,817	16,997	20,000	20,000
Minor equipment & furniture	7,710	-	3,000	5,000
Computer Software	4,992	4,992	-	-
Transfers and allocations	779,701	941,259	945,811	798,920
Depreciation and amortization	1,389,501	1,394,418	1,522,623	1,472,623
Debt Service - Interest	617,281	809,884	670,879	618,964
TOTAL	\$ 6,596,495	\$ 6,993,241	\$ 7,400,932	\$ 6,754,286



Fund Overview

Water Authority

Projected Net Position

	Projected 2021-22	Budget 2022-23
<u>Beginning Net Position</u>		
Restricted	\$ 8,366,260	8,916,260
Unrestricted	3,902,675	3,871,495
Total Beginning Net Position	12,268,935	12,787,755
<u>Revenues</u>		
Connection Fees	550,000	550,000
Utility Service	6,200,000	6,200,000
Ground Water Replenishment	450,000	550,000
Interest, Grants , & Other Revenue	577,000	257,500
Total Revenue	7,777,000	7,557,500
<u>Expenditures</u>		
Operating Costs	2,796,019	3,308,896
Administrative Costs	2,505,505	2,737,523
Depreciation & Amortization	1,400,000	1,200,000
Debt Service - Interest Payments	556,655	509,437
Total Expenditures	7,258,180	7,755,857
Surplus (Deficit)	\$ 518,820	\$ (198,357)
<u>Ending Net Position</u>		
Restricted	8,916,260	6,200,000
Unrestricted	3,871,495	3,123,139
Total Ending Net Position	\$ 12,787,755	\$ 9,323,139



Fund Overview

Water Authority

Summary Revenues

Revenues	FY 2019-20	FY 2020-21	FY 2021-22	FY 2022-23 Initial
	Actual	Actual	Estimated Year End	Budget
Connection Fees	\$ 443,534	\$ 806,043	\$ 570,000	\$ 570,000
Utility Service	5,991,611	6,370,803	6,200,000	6,200,000
Interest Income	465,751	(20,865)	30,000	22,500
Ground Water Replenishment	437,331	459,736	450,000	550,000
Other Charges	96,279	43,135	110,000	110,000
Other Revenue	1,171	423	17,000	5,000
Grants	65,224	92,011	400,000	100,000
Total	\$ 7,500,900	\$ 7,751,286	\$ 7,777,000	\$ 7,557,500

Detailed Expense Budget

	FY 2019-20	FY 2020-21	FY 2021-22	FY 2022-23
	Actual	Actual	Estimated Year End	Initial Budget
Salaries and Benefits	\$ 2,190,054	\$ 2,337,599	\$ 2,252,159	\$ 2,392,362
Administrative Expenses	51,220	43,126	30,000	-
Other Professional Fees	1,564,468	615,830	723,638	567,780
Repairs and Maintenance	109,706	220,989	259,187	220,000
Communication Expense	11,123	10,244	12,000	42,000
Advertising Expense	16,178	15,282	25,000	-
Meetings, Conferences and Trav	2,066	-	10,000	10,000
Supplies	475,978	346,940	267,689	268,000
Energy Charges	911,288	955,177	1,069,000	1,175,000
Dues and Subscriptions	20,595	26,972	26,500	52,000
Minor Equipment	5,795	8,311	5,000	5,000
Computer Software	4,992	4,992	15,000	4,992
Debt Service - Interest	471,527	517,291	471,833	456,748
Transfers and Allocations	796,736	1,153,998	688,257	1,161,975
Depreciation and Amortization	1,278,343	1,095,093	1,400,000	1,200,000
Capital Expenses	5,731	2,851	2,916	200,000
TOTAL	\$ 7,915,800	\$ 54,694	\$ 7,258,180	\$ 7,755,857



Fund Overview Coachella Fire Protection District

Projected Fund Balance

	Projected 2021-22	Budget 2022-23
Beginning Fund Balance	\$ -	\$ 350,000
<u>Revenues</u>		
General Fund Transfer	2,051,999	2,314,547
Community Facility District Transfer	763,800	874,000
Property Taxes	885,400	912,000
Interest & Other Revenue	102,000	42,000
Grants	-	-
Total Revenue	3,803,199	4,142,547
<u>Expenditures</u>		
Other Professional Services	3,118,456	3,661,000
Administration/Other	334,743	481,547
Total Expenditures	3,453,199	4,142,547
Surplus (Deficit)	350,000	-
Projected Ending Fund Balance	\$ 350,000	\$ 350,000



Detail Budget Coachella Fire Protection District

Detailed Revenue Budget

		FY 2019-20	FY 2020-21	FY 2021-22	FY 2022-23
		Actual	Actual	Estimated Year End	Initial Budget
Fire Protection District					
240-12-110-10-301-000	Secured Property Tax	\$ 360,633	\$ 381,924	\$ 383,400	\$ 395,000
240-12-110-10-303-000	Supplemental Property Tax	23,727	31,912	29,000	30,000
240-12-110-10-304-000	Unsecured Property Tax	15,865	16,045	15,000	15,000
240-12-110-10-319-000	Delinquent Taxes, Interest & Penalties	6,623	3,980	2,000	2,000
240-12-110-10-396-000	RPTTF Pass-Through	486,129	450,701	455,000	469,000
240-12-110-40-342-000	Other Charges	40,880	38,123	100,000	40,000
240-12-151-30-333-000	Homeowners Prop Tax Relief	3,126	3,612	3,000	3,000
240-12-155-50-319-000	Penalties and interest on delinquent tax	-	8,666	-	-
240-12-155-50-363-000	Special assessments - CFD 38%	-	728,149	763,800	874,000
240-12-311-90-369-000	Other Revenue	25,118	849	-	-
Total Fire Protection District Revenues Before Transfers		962,101	1,663,960	1,751,200	1,828,000
Transfers-in					
240-12-151-90-101-000	Transfers In - General Fund	1,630,963	1,546,239	2,051,999	2,314,547
240-12-151-90-241-000	Transfers In - CFD	640,625	-	-	-
Total Fire Protection District Transfers-In		\$ 2,271,588	\$ 1,546,239	\$ 2,051,999	\$ 2,314,547
Total Fire Protection District		\$ 3,233,689	\$ 3,210,200	\$ 3,803,199	\$ 4,142,547

Detailed Expense Budget

		FY 2019-20	FY 2020-21	FY 2020-21	FY 2021-22
		Actual	Actual	Estimated Year End	Initial Budget
Fire Protection District					
240-12-110-10-311-000	County administrative charges	\$ 3,602	\$ 10,804	\$ 5,000	\$ 5,000
240-12-110-10-331-000	Audit services	569	22	10,000	-
240-12-110-10-334-000	Professional/contract services	3,073,168	2,856,135	3,108,456	3,661,000
240-12-110-10-430-000	Repair and maintenance services	6,757	28,247	34,108	30,000
240-12-110-10-610-000	General supplies	2,054	3,169	34,300	2,000
240-12-110-10-611-000	Minor Equip, Furniture <5,000	3,668	103	-	2,000
240-12-110-10-612-000	Computer software	-	485	1,500	-
240-12-110-10-801-000	Miscellaneous	4,304	60	1,150	5,150
240-12-110-90-930-101	General government allocation	142,390	188,986	164,185	347,397
101-11-156-10-334-000	Other professional/contract services	5,000	-	86,000	90,000
101-11-156-10-530-000	Communications	3,101	1,539	5,500	-
101-11-156-10-580-000	Meetings, conferences and travel	125	-	3,000	-
Total Fire Protection District		\$ 3,244,738	\$ 3,089,550	\$ 3,453,199	\$ 4,142,547



CITY OF COACHELLA CAPITAL PROJECTS



		Total Project Cost	Prior Expenditures	Estimated Expenditures FY 2022/23	Estimated Expenditures FY 2023/24	Estimated Expenditures FY 2024/25	Estimated Expenditures FY 2025/26	Estimated Expenditures FY 2026/27
CIP Budget Five Year Plan								
F-7	Fire Station Expansion	7,668,715	846,997	3,821,718	3,000,000			
LL-01	LLMD 10 District Improvements	25,000		25,000				
LL-02	LLMD 13 District Improvements	120,000		120,000				
LL-03	LLMD 16 District Improvements	750,000		750,000				
LL-04	LLMD 33 Retention Basin Landscape	500,000		500,000				
LL-05	LLMD 14 Retention Basin Landscape	30,000		30,000				
P-21	Bagdoura Park Basketball Court Replacement	700,000	25,000	675,000				
P-22	Central Park - Ave 52 @ Enterprise Way	8,877,330		877,330	4,000,000	4,000,000		
P-27	Dateland Skatepark Rehabilitation	65,000		65,000				
P-28	Sierra Vista Park Restroom Replacement	250,000		250,000				
P-29	Park Tot Lot Ave 52 and Enterprise Way	300,000		25,000	275,000			
P-30	Bagdoura Park Restrooms and Lighting	650,000		50,000	600,000			
S-9	CVHS Lift Station Replacement	500,000			100,000	400,000		
S-15	Shady/Amezcuca Septic to Sewer Conversion	1,580,000		790,000	790,000			
S-18	Capacity Imp. Tyler from Ave 53 to Ave 54	1,069,000		1,069,000				
S-19	Capacity Imp. Ave 50 Balboa to Harrison	331,000		331,000				
S-27	Ave 50 Main Line Extension Peter Rabbit to Tyler	400,000				400,000		
ST-67	Avenue 50/I-10 Interchange (La Entrada)	3,629,578	3,446,233		183,345			
ST-69	Avenue 50 Bridge (Over Whitewater Channel)	52,365,000	1,030,471	3,283,712	3,283,711	22,383,553	22,383,553	
ST-81	New Interchange @ Ave 50 & 86S EXPY	54,928,767	1,407,579				27,000,000	26,521,188
ST-93	Ave 50 Widening Project (Calhoun to Harrison)	3,693,750	766,526	2,927,224				
ST-98	Ave 50 Extension (All American Canal to I-10)	32,765,773	2,655,774	109,999				30,000,000
ST-105	Street Rehab and Slurry	1,209,375		1,209,375				
ST-109	Dillon Road Bridge I-10 & SR 86 Interchange	50,150,000	2,098,880				24,051,120	24,000,000
ST-113	Street Pavement Rehab Phase 18	626,000			626,000			
ST-118	Street Pavement Rehab Phase 19	632,000				632,000		
ST-128	Street Pavement Rehab Phase 20	638,000					638,000	
ST-130	Pueblo Viejo Villas	3,996,500	1,835,615	2,160,885				
ST-131	Ave 48 St Widening Project (Dillon to Van Buren)	1,733,000	156,250	1,576,750				
ST-132	Street pavement Rehab Phase 21	804,000						804,000
ST-134	2022 Pedestrian and Road Safety Improvement	477,101		477,101				
ST-136	Avenue 50 Bridge Coating	105,000		105,000				
ST-137	Dillon Road Bridge Coating	125,000		125,000				
ST-138	ATP HWY 111 and Ave 54 Bike Lanes	14,000,000		200,000	1,800,000	12,000,000		
ST-139	Ave 50 Realignment Peter Rabbit to Tyler	2,000,000				2,000,000		
W-32	Mesquite Water Mutual Association	1,901,000	11,127	1,520,800	369,073			
W-35	Shady Lane Water Consolidation	1,658,426		829,213	829,213			
W-37	Castro's Water System Consolidation	1,244,050		1,244,050				
W-38	3.6Mg Reservoir Interior Relining	450,000			450,000			
W-39	Whitewater Wash Bridge Pipeline @ Ave 50	700,000				700,000		
W-41	Valve Replacement	320,000		100,000	220,000			
W-45	Aging Pipeline Replacement	500,000		500,000				
W-46	Well 20 (150 Zone)	3,000,000		1,500,000	1,500,000			
W-47	Advanced Meter Infrastructure	710,796	192,334	518,462				
Total		\$258,179,161	\$ 14,472,786	\$ 27,766,619	\$ 18,026,342	\$ 42,515,553	\$ 74,072,673	\$ 81,325,188

FY 2021-22		Total Project Cost	Budgeted Expenditures for FY 2022/23	Grants/Builder (Fund 152/182)	DIF Fire (Fund 130)	DIF Street & Transportation (Fund 127)	TDA / Measure A (Fund 116 / 117)	Dev Improvement Fees-Park Improvements (Fund 126)	Water Operations & Grants (Fund 178)	Water Connections (Fund 177)	Sewer Utility & Grants (Fund 361)	Sewer Connections (Fund 360)	CDBG Grant (Fund 210)	Road Maintenance (Fund 108)	SB1 (Fund 109)	Landscape & Lighting Districts (Fund 160)	General Fund (101)	
F-7	Fire Station Expansion	\$ 7,668,715	\$ 3,821,718	\$ 3,000,000	\$ 821,718													
LL-01	LLMD 10 District Improvements	25,000	25,000														25,000	
LL-02	LLMD 13 District Improvements	120,000	120,000														120,000	
LL-03	LLMD 16 District Improvements	750,000	750,000														750,000	
LL-04	LLMD 33 Retention Basin Landscape	500,000	500,000														500,000	
LL-05	LLMD 14 Retention Basin Landscape	30,000	30,000														30,000	
P-21	Bagdouma Park Basketball Court Replacement	700,000	675,000										675,000					
P-22	Central Park - Ave 50 and Industrial Park	8,877,330	877,330	877,330														
P-27	Dateland Skatepark Rehabilitation	65,000	65,000	65,000														
P-28	Sierra Vista Park Restroom Replacement	250,000	250,000	90,789														159,211
P-29	Park Tot Lot Ave 54 - Additional Srv Capacity	300,000	25,000	25,000														
P-30	Bagdouma Park Restrooms and Lighting	650,000	50,000										50,000					
S-9	CVHS Lift Station Replacement	500,000	-															
S-15	Shady/Amezcu Septic to Sewer Conversion	1,580,000	790,000								790,000							
S-18	Capacity Imp. Tyler from Ave 53 to Ave 54	1,069,000	1,069,000								106,900	962,100						
S-19	Capacity Imp. Ave 50 Balboa to Harrison	331,000	331,000								33,100	297,900						
S-27	Ave 50 Main Line Extension Peter Rabbit to Tyler	400,000	-															
ST-67	Avenue 50/I-10 Interchange (La Entrada)	3,629,578	-															
ST-69	Avenue 50 Bridge (Over Whitewater Channel)	52,365,000	3,283,712	2,245,513		1,038,199												
ST-81	New Interchange @ Ave 50 & 865 EXPY	54,928,767	-															
ST-93	Ave 50 Widening Project (Calhoun to Harrison)	3,693,750	2,927,224	2,804,605		122,619												
ST-98	Ave 50 Extension (All American Canal to I-10)	32,765,773	109,999			109,999												
ST-105	Street Rehab and Slurry	1,209,375	1,209,375				561,815									647,560		
ST-109	Dillon Road Bridge I-10 & SR 86 Interchange	50,150,000	-															
ST-113	Street Pavement Rehab Phase 18	626,000	-															
ST-118	Street Pavement Rehab Phase 19	632,000	-															
ST-128	Street Pavement Rehab Phase 20	638,000	-															
ST-130	Pueblo Viejo Villas	3,996,500	2,160,885	1,913,885	247,000													
ST-131	Ave 48 St Widening Project (Dillon to Van Buren)	1,733,000	1,576,750			1,299,750										277,000		
ST-132	Street pavement Rehab Phase 21	804,000	-															
ST-134	2022 Pedestrian and Road Safety Improvement	477,101	477,101													477,101		
ST-136	Avenue 50 Bridge Coating	105,000	105,000															
ST-137	Dillon Road Bridge Coating	125,000	125,000															125,000
ST-138	ATP HWY 111 and Ave 54 Bike Lanes	14,000,000	200,000	200,000														
ST-139	Ave 50 Realignment Peter Rabbit to Tyler	2,000,000	-															
W-32	Mesquite Water Mutual Association	1,901,000	1,520,800					1,520,800										
W-35	Shady Lane Water Consolidation	1,658,426	829,213					829,213										
W-37	Castro's Water System Consolidation	1,244,050	1,244,050					1,244,050										
W-38	3.6Mg Reservoir Interior Relining	450,000	-															
W-39	Whitewater Wash Bridge Pipeline @ Ave 50	700,000	-															
W-41	Valve Replacement	320,000	100,000					100,000										
W-45	Aging Pipeline Replacement	500,000	500,000					500,000										
W-46	Well 20 (150 Zone)	3,000,000	1,500,000					750,000		750,000								
W-47	Advanced Meter Infrastructure	710,796	518,462					518,462										
Total		258,179,161	27,766,619	11,222,122	1,068,718	2,570,567	561,815	-	5,462,525	750,000	930,000	1,260,000	725,000	-	1,401,661	1,425,000	389,211	

Chk figures - s/b 0 0 0

Project Title:

Fire Stateion Expansion


Item 10.

Project Description: Rehabilitation and expansion of the Fire Station to incorporate today's standards separate showers for men and women, apparatus bay, generator upgrade, and electrical system upgrade. The project adds additional housing capacity. Planning and environmental phase for expansion.

Project Number:

F-7

Managing Department
Engineering

	Project Status	Impact on Future Operating Costs	Project Statistics:	
	New	Increase	Origination Year	FY 14/15
	Pending	Decrease	Safety & Health	✓
	In Design	Minimal ✓	Masterplan	
	Out to Bid		Council Goal	
In Construrction ✓				

Financial Requirements:

Initial Cost Estimate by Category		Estimate	Project Summary	
Planning/Permits		-	Total estimated costs\$	7,668,715
Design/Bid		868,715	Costs incurred \$	846,997
Construction/Contingency		6,800,000	Cost to complete \$	6,821,718
Administration		-	Restricted Funding	
Construction Management		-	Yes	✓
Other - Specify		-	No	✓
Total		7,668,715		

Funding Plan

Funding Source(s)	Fund	Actual Expenditures			Projected 2021/22	Budget 2022/23	Future Plan		Total
		Prior	2019/20	2020/21			2023/24	Beyond	
Fire DIF	130	14,888	49,300	69,466	75,000	821,718	-	-	1,030,372
Gaming Grants	150		145,959	492,384	-	-	-	-	638,343
ARPA	152	-	-	-	-	3,000,000	3,000,000	-	6,000,000
Total		14,888	195,259	561,850	75,000	3,821,718	3,000,000	-	7,668,715



F-7

CITY OF COACHELLA


Capital Improvement Program Project Details

Project Title: District 10 Landscape Improvements

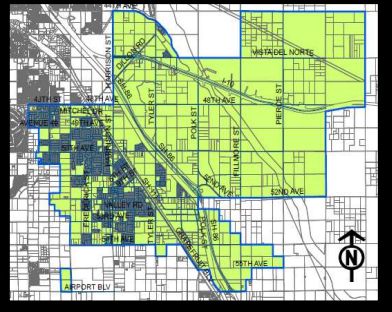
Project Description: Installation of irrigation, plant material, benches, and decomposed granite. Improvements will be made to the retention basin located in Plaza Del Sol Homes at the northeast corner of Calle Bouganvilla and Calle Gardenia.

Project Number:
LL-01

Managing Department
Engineering

	Project Status	Impact on Future Operating Costs	Project Statistics:	
	New ✓ Pending In Design Out to Bid In Consturction	Increase Decrease Minimal ✓	Origination Year FY 22/23 Safety & Health ✓ Masterplan Council Goal	

Financial Requirements:

<u>Initial Cost Estimate by Category</u>	<u>Estimate</u>		<u>Project Summary</u>
Planning/Permits	-		Total estimated costs\$ 25,000
Design/Bid	-		Costs incurred \$ -
Construction/Contingency	25,000		Cost to complete \$ 25,000
Administration	-		
Construction Management	-		
Right-of-Way	-		
Total	25,000		
			Restricted Funding Yes ✓ No

Funding Plan

Funding Source(s)	Fund	Actual Expenditures			Projected	Budget	Future Plan		Total
		Prior	2019/20	2020/21			2023/24	Beyond	
Landscape & Lightin	160					25,000			25,000
						-			-
Total		-	-	-	-	25,000	-	-	25,000

LL-01

CITY OF COACHELLA


Capital Improvement Program Project Details

Project Title: District 13 Retention Basin Landscape Improvements

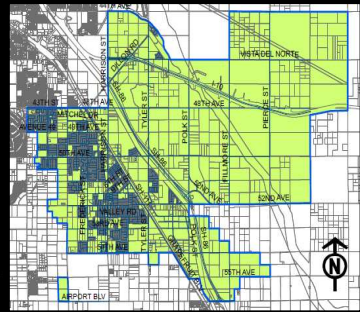
Project Description: Installation of irrigation, plant material, decomposed granite pathways, rock material, benches, and solar lighting fixtures. Improvements will be made to the retention basin within the Hacienda Adobe development located along Avenida Adobe, east of Julia Avenue.

Project Number:
LL-02

Managing Department
Engineering

	Project Status	Impact on Future Operating Costs	Project Statistics:	
	New ✓	Increase	Origination Year	FY 22/23
	Pending	Decrease	Safety & Health	✓
	In Design	Minimal ✓	Masterplan	
	Out to Bid		Council Goal	
In Construction				

Financial Requirements:

<u>Initial Cost Estimate by Category</u>	<u>Estimate</u>		<u>Project Summary</u>
Planning/Permits	-		Total estimated costs \$ 120,000
Design/Bid	-		Costs incurred \$ -
Construction/Contingency	120,000		Cost to complete \$ 120,000
Administration	-		
Construction Management	-		
Right-of-Way	-		
Total	120,000		
			Restricted Funding
			Yes ✓
			No

Funding Plan

Funding Source(s)	Fund	Actual Expenditures			Projected	Budget	Future Plan		Total
		Prior	2019/20	2020/21			2023/24	Beyond	
Landscape & Lightin	160					120,000			120,000
									-
Total		-	-	-	-	120,000	-	-	120,000

LL-02

CITY OF COACHELLA

Capital Improvement Program Project Details

Project Title: District 16 Landscape and Lighting Improvements


Project Description:

Installation of bollard entry lighting and uplighting for all five Tierra Del Sol development entrances including: Los Moghis Avenue, Cielo De Victoria, Puertecitos Avenue, El Mar Street, and San Ignacio Avenue.

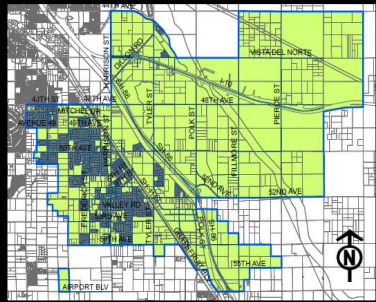
Improvements also include: turf removal, installation of permeable pavers, solar lighting and basketball court features in the existing basin located on Camino

Project Number:
LL-13

Managing Department
Engineering

	Project Status	Impact on Future Operating Costs	Project Statistics:	
	New ✓	Increase	Origination Year	FY 22/23
	Pending	Decrease	Safety & Health	✓
	In Design	Minimal ✓	Masterplan	
	Out to Bid		Council Goal	
In Consturction				

Financial Requirements:

<u>Initial Cost Estimate by Category</u>	<u>Estimate</u>		<u>Project Summary</u>
Planning/Permits	-		Total estimated costs\$ 750,000
Design/Bid	-		Costs incurred \$ -
Construction/Contingency	750,000		Cost to complete \$ 750,000
Administration	-		
Construction Management	-		
Right-of-Way	-		
Total	750,000		
			Restricted Funding
			Yes ✓
			No

Funding Plan

Funding Source(s)	Fund	Actual Expenditures			Projected	Budget	Future Plan		Total
		Prior	2019/20	2020/21			2021/22	2022/23	
Landscape & Lightir	160					750,000			750,000
									-
Total		-	-	-	-	750,000	-	-	750,000

LL-03

CITY OF COACHELLA


Capital Improvement Program Project Details

Project Title: District 33 Retention Basin and Landscape Improvements

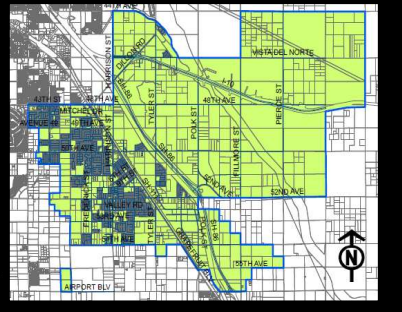
Project Description: Installation of plant material, irrigation, lighting, decomposed granite, rock material, benches/picnic tables, playground features, volleyball court and walking paths. These improvements will reflect the approved development landscape design plans for Vista Escondida for remaining unlandscaped basins at the following four locations: northeast corner of Avenida Del Prado, southwest corner of Avenida Del Prado, southwest corner of C. Ruiz and Avenida Yucateco, and along Shady Lane east of Avenida Tacuba.

Project Number:
LL-04

Managing Department
Engineering

	Project Status	Impact on Future Operating Costs	Project Statistics:	
	New ✓	Increase	Origination Year	FY 22/23
	Pending	Decrease	Safety & Health	✓
	In Design	Minimal ✓	Masterplan	
	Out to Bid		Council Goal	
In Construction				

Financial Requirements:

<u>Initial Cost Estimate by Category</u>		<u>Estimate</u>		<u>Project Summary</u>	
Planning/Permits	-			Total estimated costs \$	500,000
Design/Bid	-			Costs incurred \$	-
Construction/Contingency	500,000			Cost to complete \$	500,000
Administration	-				
Construction Management	-				
Right-of-Way	-				
Total	500,000		Restricted Funding		
			Yes ✓		
			No		

Funding Plan

Funding Source(s)	Fund	Actual Expenditures			Projected	Budget	Future Plan		Total
		Prior	2019/20	2020/21			2021/22	2022/23	
Landscape & Lightin	160					500,000			500,000
									-
Total		-	-	-	-	500,000	-	-	500,000

LL-04

CITY OF COACHELLA


Capital Improvement Program Project Details

Project Title: District 14 Retention Basin Landscape Improvements

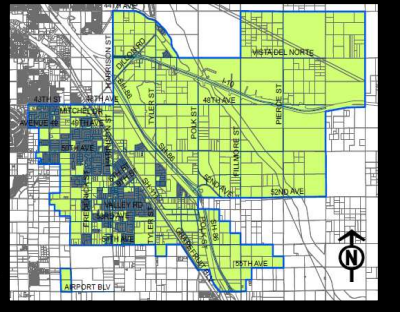
Project Description: Installation of irrigation, plant material, benches, and decomposed granite. Improvements will be made to the retention basin located in Pueblo de la Paz Development at the southeast corner of Las Cruces Street and Las Lunas Avenue.

Project Number:
LL-05

Managing Department
Engineering

	Project Status	Impact on Future Operating Costs	Project Statistics:	
	New ✓	Increase	Origination Year	FY 22/23
	Pending	Decrease	Safety & Health	✓
	In Design	Minimal ✓	Masterplan	
	Out to Bid		Council Goal	
In Construction				

Financial Requirements:

<u>Initial Cost Estimate by Category</u>	<u>Estimate</u>		<u>Project Summary</u>
Planning/Permits	-		Total estimated costs\$ 30,000
Design/Bid	-		Costs incurred \$ -
Construction/Contingency	30,000		Cost to complete \$ 30,000
Administration	-		
Construction Management	-		
Right-of-Way	-		
Total	30,000		
			Restricted Funding
			Yes ✓
			No

Funding Plan

Funding Source(s)	Fund	Actual Expenditures			Projected	Budget	Future Plan		Total
		Prior	2019/20	2020/21			2023/24	Beyond	
Landscape & Lightin	160					30,000			30,000
									-
Total		-	-	-	-	30,000	-	-	30,000

LL-05

CITY OF COACHELLA

Capital Improvement Program Project Details


Item 10.

Project Title: *Bagdouma Park Basketball Court Replacement*

Project Description: Replacing the basketball court pavement at Bagdouma Park.

Project Number:
P-21

Managing Department
Economic Development


	Project Status	Impact on Future Operating Costs	Project Statistics:	
	New	Increase Decrease Minimal	Organization Year	FY 21/22
	Pending ✓		Safety & Health	✓
	In Design		Masterplan	
	Out to Bid		Council Goal	
In Consturction				

Financial Requirements:

<u>Initial Cost Estimate by Category</u>	<u>Estimate</u>		<u>Project Summary</u>	
Planning/Permit	-		Total estimated costs\$	700,000
Design/Bid	90,000		Costs incurred \$	25,000
Construction/Contingency	610,000		Cost to complete \$	675,000
Administration	-			
Construction Management/Contingency	-			
Other - Specify _____	-		Restricted Funding	
18.75	700,000	Yes ✓		
		No		

Funding Plan

Funding Source(s)	Fund	Prior	Actual Expenditures		Projected	Budget	Future Plan		Total
			2019/20	2020/21	2021/22	2022/23	2023/24	Beyond	
CDBG	210				25,000	675,000	-	-	700,000
									-
									-
									-
Total		-	-	-	25,000	675,000	-	-	700,000



CITY OF COACHELLA


Capital Improvement Program Project Details

Project Title: Central Park

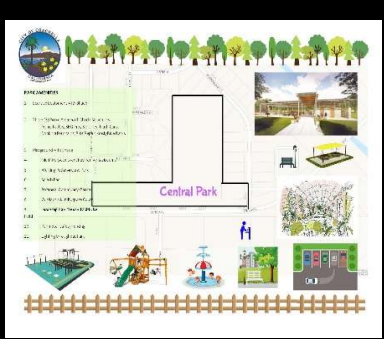
Project Description: Central Park on Avenue 52

Project Number:
P-22

Managing Department
Engineering

	Project Status	Impact on Future Operating Costs	Project Statistics:	
	New <input checked="" type="checkbox"/>	Increase	Origination Year	FY 22/23
	Pending	Decrease	Safety & Health	<input checked="" type="checkbox"/>
	In Design	Minimal	Masterplan	
	Out to Bid		Council Goal	
In Construction				

Financial Requirements:

<u>Initial Cost Estimate by Category</u>	<u>Estimate</u>		<u>Project Summary</u>
Planning/Permit	-		Total estimated costs \$ 8,877,330
Design/Bid	422,730		Costs incurred \$ -
Construction/Contingency	7,803,257		Cost to complete \$ 8,877,330
Administration	-		
Construction Management/Contingency	-		
Other - Specify [Land Acquisition]	651,343		
Total	8,877,330		
			Restricted Funding
			Yes <input checked="" type="checkbox"/>
			No <input checked="" type="checkbox"/>

Funding Plan

Funding Source(s)	Fund	Actual Expenditures			Projected 2021/22	Budget 2022/23	Future Plan		Total
		Prior	2019/20	2020/21			2023/24	Beyond	
Park Grant	152					-	4,000,000	4,000,000	8,000,000
Desert Healthcare F	152					-			-
General Fund	101					877,330			877,330
									-
									-
Total		-	-	-	-	877,330	4,000,000	4,000,000	8,877,330

CITY OF COACHELLA


Capital Improvement Program Project Details

Project Title: *Dateland Skatepark Rehabilitation*


Project Description: Remove and replace existing Dateland Park skatepark features.

Project Number:
P-27

Managing Department
Engineering

	Project Status	Impact on Future Operating Costs	Project Statistics:	
	New ✓	Increase	Origination Year	FY 22/23
	Pending	Decrease	Safety & Health	✓
	In Design	Minimal ✓	Masterplan	
	Out to Bid		Council Goal	
In Consturction				

Financial Requirements:

<u>Initial Cost Estimate by Category</u>	<u>Estimate</u>		<u>Project Summary</u>
Planning/Permits	-		Total estimated costs\$ 65,000
Design/Bid	-		Costs incurred \$ -
Construction/Contingency	65,000		Cost to complete \$ 65,000
Administration	-		
Construction Management	-		
Right-of-Way	-		
Total	65,000		
			Restricted Funding
			Yes
			No ✓

Funding Plan

Funding Source(s)	Fund	Actual Expenditures			Projected 2021/22	Budget 2022/23	Future Plan		Total
		Prior	2019/20	2020/21			2023/24	Beyond	
General Fund	101					65,000			65,000
									-
Total		-	-	-	-	65,000	-	-	65,000

P-27

CITY OF COACHELLA


Capital Improvement Program Project Details

Project Title: Sierra Vista Restroom Renovation

Project Description: Remove existing restroom facility and install a new restroom facility at Sierra Vista Park.

Project Number:
P-28

Managing Department
Engineering

	Project Status	Impact on Future Operating Costs	Project Statistics:	
	New ✓	Increase	Origination Year	FY 22/23
	Pending	Decrease	Safety & Health	✓
	In Design	Minimal ✓	Masterplan	
	Out to Bid		Council Goal	
In Consturction				

Financial Requirements:

<u>Initial Cost Estimate by Category</u>	<u>Estimate</u>
Planning/Permits	-
Design/Bid	-
Construction/Contingency	250,000
Administration	-
Construction Management	-
Right-of-Way	-
Total	250,000



<u>Project Summary</u>	
Total estimated costs \$	250,000
Costs incurred \$	-
Cost to complete \$	250,000
Restricted Funding	
Yes	
No ✓	

Funding Plan

Funding Source(s)	Fund	Actual Expenditures			Projected	Budget	Future Plan		Total
		Prior	2019/20	2020/21			2021/22	2022/23	
General Fund	101					159,211			159,211
Grants	152					-			
Capital Projects Fu	182					90,789			90,789
Total		-	-	-	-	250,000	-	-	250,000

CITY OF COACHELLA


Capital Improvement Program Project Details

Project Title: *Park Tot Lot Avenue 52/Enterprise*

Project Description: Park Tot Lot Avenue 54-Additional Service Capacity

Project Number:
P-29

Managing Department
Engineering

	Project Status	Impact on Future Operating Costs	Project Statistics:	
	New ✓	Increase	Origination Year	FY 22/23
	Pending	Decrease	Safety & Health	✓
	In Design	Minimal ✓	Masterplan	
	Out to Bid		Council Goal	
In Consturction				

Financial Requirements:

<u>Initial Cost Estimate by Category</u>	<u>Estimate</u>
Planning/Permits	-
Design/Bid	-
Construction/Contingency	300,000
Administration	-
Construction Management	-
Right-of-Way	-
Total	300,000



<u>Project Summary</u>	
Total estimated costs \$	300,000
Costs incurred \$	-
Cost to complete \$	300,000
Restricted Funding	
Yes	
No ✓	

Funding Plan

Funding Source(s)	Fund	Actual Expenditures			Projected	Budget	Future Plan		Total
		Prior	2019/20	2020/21	2021/22	2022/23	2023/24	Beyond	
Grant Fund	152					25,000			25,000
Total		-	-	-	-	25,000	-	-	25,000

P-29

CITY OF COACHELLA

Capital Improvement Program Project Details


7.43

Project Title: *Sierra Vista Restroom Replacement*


Project Description: Park Tot Lot Avenue 54-Additional Service Capacity

Project Number:
P-30

Managing Department
Engineering

	Project Status	Impact on Future Operating Costs	Project Statistics:	
	New <input checked="" type="checkbox"/>	Increase	Origination Year	FY 22/23
	Pending	Decrease	Safety & Health	<input checked="" type="checkbox"/>
	In Design	Minimal <input checked="" type="checkbox"/>	Masterplan	
	Out to Bid		Council Goal	
In Consturction				

Financial Requirements:

Initial Cost Estimate by Category		Estimate		Project Summary	
Planning/Permits	-	650,000		Total estimated costs\$	650,000
Design/Bid	-			Costs incurred \$	-
Construction/Contingency	650,000			Cost to complete \$	650,000
Administration	-			Restricted Funding Yes No <input checked="" type="checkbox"/>	
Construction Management	-				
Right-of-Way	-				
Total	650,000				

Funding Plan

Funding Source(s)	Fund	Actual Expenditures			Projected	Budget	Future Plan		Total
		Prior	2019/20	2020/21			2021/22	2022/23	
CDBG	210					50,000			50,000
									-
Total		-	-	-	-	50,000	-	-	50,000

P-30

CITY OF COACHELLA

Capital Improvement Program Project Details


Item 10.

Project Title: Coachella Valley High School Lift Station Replacement

Project Description: Replace existing 40-year old lift station with new underground lift station consisting of two 125 gpm pumps with small back-up generator.

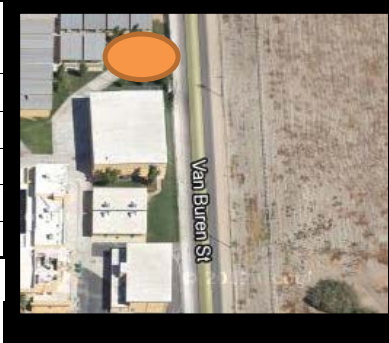
Project Number:
S-9

Managing Department
Utility

	Project Status	Impact on Future Operating Costs	Project Statistics:	
	New	Increase	Origination Year	FY 21/22
	Pending ✓	Decrease	Safety & Health	✓
	In Design	Minimal ✓	Masterplan	
	Out to Bid		Council Goal	
In Construction				

Financial Requirements:

<u>Initial Cost Estimate by Category</u>	<u>Estimate</u>
Planning/Permits	-
Design/Bid	50,000
Construction/Contingency	450,000
Administration	-
Construction Management	-
Other - Specify _____	-
Total	500,000



<u>Project Summary</u>	
Total estimated costs\$	500,000
Costs incurred \$	-
Cost to complete \$	500,000
Restricted Funding	
Yes	✓
No	

Funding Plan

Funding Source(s)	Fund	Actual Expenditures			Projected 2021/22	Budget 2022/23	Future Plan		Total
		Prior	2019/20	2020/21			2023/24	Beyond	
Sewer Utility Fund	361					-			-
									-
									-
									-
									-
Total		-	-	-	-	-	-	-	-

S-9

CITY OF COACHELLA

Capital Improvement Program Project Details


Item 10.

Project Title: Mesquite Septic to Sewer Conversion

Project Description: The Utilities Department is currently working on the Clean Water State Revolving Fund Grant to prepare for the general, technical, financial, and environmental packages for the construction of extending wastewater services to the community known as Mesquite.

Project Number:
S-14

Managing Department
Utility

	Project Status	Impact on Future Operating Costs	Project Statistics:	
	New Pending In Design Out to Bid In Construction <input checked="" type="checkbox"/>	Increase Decrease Minimal <input checked="" type="checkbox"/>	Origination Year FY 16/17 Safety & Health <input checked="" type="checkbox"/> Masterplan Council Goal	

Financial Requirements:

<u>Initial Cost Estimate by Category</u>	<u>Estimate</u>		<u>Project Summary</u>	
Planning/Permits	-		Total estimated costs\$	1,580,000
Design/Bid	100,000		Costs incurred \$	105,132
Construction/Contingency	1,440,000		Cost to complete \$	1,474,868
Administration	40,000			
Construction Management	-			
Other - Specify _____	-			
Total	1,580,000			
			Restricted Funding Yes <input checked="" type="checkbox"/> No	

Funding Plan

Funding Source(s)	Fund	Actual Expenditures			Projected 2021/22	Budget 2022/23	Future Plan		Total
		Prior	2019/20	2020/21			2023/24	Beyond	
Sewer Utility Fund	361	62,204	21,748	2,206	10,000	43,842			140,000
Seeking Funding	361				95,132	746,158		598,710	1,440,000
									-
									-
									-
Total		62,204	21,748	2,206	105,132	790,000	-	598,710	1,580,000

S-14


Capital Improvement Program Project Details

Project Title: Shady Lane and Amezcuca Septic to Sewer Conversion

Project Description: Septic to sewer conversion for the Shady Lane community.

Project Number:
S-15

Managing Department
Utility

	Project Status	Impact on Future Operating Costs	Project Statistics:	
	New	Increase	Origination Year	FY 17/18
	Pending	Decrease	Safety & Health	✓
	In Design	Minimal ✓	Masterplan	
	Out to Bid		Council Goal	
In Construction ✓				

Financial Requirements:

<u>Initial Cost Estimate by Category</u>	<u>Estimate</u>
Planning/Permits	30,000
Design/Bid	450,000
Construction/Contingency	1,100,000
Administration	-
Construction Management	-
Other - Specify _____	-
Total	1,580,000



<u>Project Summary</u>	
Total estimated costs \$	1,580,000
Costs incurred \$	210,195
Cost to complete \$	1,369,805
Restricted Funding	
Yes	✓
No	

Funding Plan

Funding Source(s)	Fund	Actual Expenditures			Projected 2021/22	Budget 2022/23	Future Plan		Total
		Prior	2019/20	2020/21			2023/24	Beyond	
Sewer Utility Fund	361				10,000	270,000			280,000
Prop 84	361	47,216	8,437	2,892	141,650				200,195
DWR Clean Water	361					550,000	550,000		1,100,000
									-
									-
Total		47,216	8,437	2,892	151,650	820,000	550,000	-	1,580,195

CITY OF COACHELLA

Capital Improvement Program Project Details

Item 10.

Project Title: Capacity Improvements - Tyler Street from Avenue 53 to Avenue 54

Project Description: The Sewer System Master Plan identified necessary upgrades to meet demands.

Project Number:
S-18

Managing Department
Utility

	Project Status	Impact on Future Operating Costs	Project Statistics:	
	New Pending In Design ✓ Out to Bid In Construction	Increase Decrease Minimal ✓	Origination Year FY 21/22 Safety & Health ✓ Masterplan Council Goal	

Financial Requirements:

<u>Initial Cost Estimate by Category</u>	<u>Estimate</u>		<u>Project Summary</u>
Planning/Permits	-		Total estimated costs\$ 1,069,000
Design/Bid	30,000		Costs incurred \$ -
Construction/Contingency	1,014,000		Cost to complete \$ 1,069,000
Administration	5,000		
Construction Management	20,000		
Other - Specify _____	-		
Total	1,069,000		
			Restricted Funding Yes ✓ No ✓

Funding Plan

Funding Source(s)	Fund	Actual Expenditures			Projected 2021/22	Budget 2022/23	Future Plan		Total
		Prior	2019/20	2020/21			2023/24	Beyond	
Sewer Utility Fund	361					106,900			106,900
Sewer Connection	360					962,100			962,100
									-
									-
Total		-	-	-	-	1,069,000	-	-	1,069,000

S-18

CITY OF COACHELLA

Item 10.


Capital Improvement Program Project Details

Project Title: Capacity Improvements - Avenue 50 from Coronado Street to Harrison

Project Description: The 8 inch sewer main on Avenue 50 between Coronado St and Harrison St is currently exceeding the d/D criteria of 0.5 at the upstream end and slightly surcharging on the downstream end. 862 linear feet of 8 inch sewer will be replaced with a 10 inch line to increase capacity all the way to Frederick, this will overlap with Engineering ST-93.

Project Number:
S-19

Managing Department
Utility

	Project Status	Impact on Future Operating Costs	Project Statistics:	
	New	Increase	Origination Year	FY 21/22
	Pending	Decrease	Safety & Health	✓
	In Design ✓	Minimal ✓	Masterplan	
	Out to Bid		Council Goal	
In Construction				

Financial Requirements:

<u>Initial Cost Estimate by Category</u>	<u>Estimate</u>
Planning/Permits	-
Design/Bid	15,000
Construction/Contingency	301,000
Administration	5,000
Construction Management	10,000
Other - Specify _____	-
Total	331,000



<u>Project Summary</u>	
Total estimated costs\$	331,000
Costs incurred \$	-
Cost to complete \$	331,000
Restricted Funding	
Yes	✓
No	✓

Funding Plan

Funding Source(s)	Fund	Actual Expenditures			Projected 2021/22	Budget 2022/23	Future Plan		Total
		Prior	2019/20	2020/21			2023/24	Beyond	
Sewer Utility Fund	361				33,100				33,100
Sewer Connection	360				297,900				297,900
									-
									-
									-
Total		-	-	-	-	331,000	-	-	331,000

S-19

CITY OF COACHELLA

Capital Improvement Program Project Details


Item 10.

Project Title: Capacity Improvements - Avenue 50 from Coronado Street to Harrison

Project Description: Avenue 50 Main Line Extension Peter Rabbit to Tyler

Project Number:
S-27

Managing Department
Utility

	Project Status	Impact on Future Operating Costs	Project Statistics:	
	New	Increase	Origination Year	FY 21/22
	Pending	Decrease	Safety & Health	✓
	In Design	Minimal ✓	Masterplan	
	Out to Bid		Council Goal	
In Consturction				

Financial Requirements:

<u>Initial Cost Estimate by Category</u>	<u>Estimate</u>
Planning/Permits	-
Design/Bid	15,000
Construction/Contingency	385,000
Administration	-
Construction Management	-
Other - Specify _____	-
Total	400,000



<u>Project Summary</u>	
Total estimated costs\$	400,000
Costs incurred \$	-
Cost to complete \$	400,000
Restricted Funding	
Yes	✓
No	✓

Funding Plan

Funding Source(s)	Fund	Actual Expenditures			Projected	Budget	Future Plan		Total
		Prior	2019/20	2020/21			2021/22	2022/23	
Sewer Utility Fund	361					-		33,100	33,100
Sewer Connection	360					-		366,900	366,900
								-	-
								-	-
Total		-	-	-	-	-	-	400,000	400,000

S-27

CITY OF COACHELLA

Item 10.


Capital Improvement Program Project Details

Project Title: Avenue 50 / I-10 Interchange (La Entrada)

Project Description: Design of new interchange connector at the future extension of Avenue 50 and I-10.

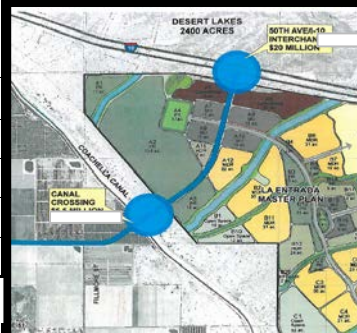
Project Number:
ST-67

Managing Department
Engineering

	Project Status	Impact on Future Operating Costs	Project Statistics:	
	New	Increase <input checked="" type="checkbox"/>	Origination Year	FY 14/15
	Pending	Decrease	Safety & Health	<input checked="" type="checkbox"/>
	In Design	Minimal	Masterplan	<input checked="" type="checkbox"/>
	Out to Bid		Council Goal	<input checked="" type="checkbox"/>
In Construction <input checked="" type="checkbox"/>				

Financial Requirements:

<u>Initial Cost Estimate by Category</u>	<u>Estimate</u>
Planning/Permits	
Design/Bid	-
Construction/Contingency	3,629,578
Administration	
Construction Management	
Other - Specify	
Total	3,629,578



<u>Project Summary</u>	
Total estimated costs\$	3,629,578
Costs incurred \$	3,446,233
Cost to complete \$	183,345
Restricted Funding	
Yes <input checked="" type="checkbox"/>	
No	

Funding Allocation

Funding Source(s)	Fund	Actual Expenditures			Projected 2021/22	Budget 2022/23	Future Plan		Total
		Prior	2019/20	2020/21			2023/24	Beyond	
CVAG	152	2,300,768				-			2,300,768
Builder	182	998,729	91,419	55,317	-		183,345		1,328,810
									-
Total		3,299,497	91,419	55,317	-	-	183,345	-	3,629,578

ST-67

CITY OF COACHELLA

Capital Improvement Program Project Details

Item 10.


Project Title: _____

Avenue 50 Bridge (Over Whitewater Channel)


Project Description: Project will replace the existing dry weather crossing with a bridge, that will provide year-round access to property owners on either side of the creek, enabling access to SR-86S. This will provide safe passage across the creek, as this is a main roadway through the City. This channel swells well above the roadway annually, with each storm. The alignment will tie into a future intersection currently being developed by Caltrans.

Project Number:
ST-69

Managing Department
Engineering

	Project Status	Impact on Future Operating Costs	Project Statistics:	
	New Pending In Design Out to Bid In Consturction <input checked="" type="checkbox"/>	Increase Decrease Minimal <input checked="" type="checkbox"/>	Origination Year FY 14/15 Safety & Health <input checked="" type="checkbox"/> Masterplan Council Goal	

Financial Requirements:

<u>Initial Cost Estimate by Category</u>	<u>Estimate</u>		<u>Project Summary</u>	
Planning/Permits	901,000		Total estimated costs\$	52,365,000
Design/Bid	7,597,894		Costs incurred \$	4,314,183
Construction/Contingency	38,611,106		Cost to complete \$	48,050,817
Administration	-		Restricted Funding Yes <input checked="" type="checkbox"/> No	
Construction Management	-			
Right-of-Way	5,255,000			
Total	52,365,000			

Funding Plan

Funding Source(s)	Fund	Actual Expenditures			Projected	Budget	Future Plan		Total
		Prior	2019/20	2020/21			2023/24	Beyond	
HBP BR-NBIL- (536)	152	798,098						44,767,106	45,565,204
CVAG	152	121,206	44,633	2,761	2,245,513	2,873,248			5,287,361
Street & Trans DIF	127		14,878	7,603	1,038,199	410,464			1,471,144
Bridge & Grade DIF	122	41,267							41,267
General Fund	101	26							26
Total		960,596	59,510	10,364	3,283,712	3,283,712	-	44,767,106	52,365,001

CITY OF COACHELLA

Capital Improvement Program Project Details


Item 10.

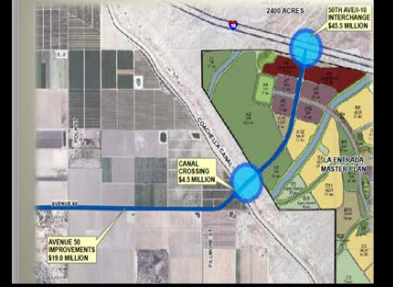
Project Title: ***New Interchange @ Avenue 50 and 86S Expressway***

Project Description: New interchange at Avenue 50 and 86 Expressway.

Project Number:
ST-81

Managing Department
Engineering

	Project Status	Impact on Future Operating Costs	Project Statistics:	
	New	Increase	Origination Year	FY 15/16
	Pending	Decrease	Safety & Health	✓
	In Design	Minimal ✓	Masterplan	-
	Out to Bid	-	Council Goal	✓
In Constrution ✓	-			

Financial Requirements:		Project Summary																							
<table border="1" style="width: 100%; border-collapse: collapse;"> <thead> <tr> <th style="text-align: left;"><u>Initial Cost Estimate by Category</u></th> <th style="text-align: right;"><u>Estimate</u></th> </tr> </thead> <tbody> <tr><td>Planning/Permits</td><td style="text-align: right;">928,767</td></tr> <tr><td>Design/Bid</td><td style="text-align: right;">5,000,000</td></tr> <tr><td>Construction/Contingency</td><td style="text-align: right;">45,000,000</td></tr> <tr><td>Administration</td><td style="text-align: right;">-</td></tr> <tr><td>Construction Management</td><td style="text-align: right;">-</td></tr> <tr><td>Right-of-Way</td><td style="text-align: right;">4,000,000</td></tr> <tr><td style="text-align: right;">Total</td><td style="text-align: right;">54,928,767</td></tr> </tbody> </table>	<u>Initial Cost Estimate by Category</u>	<u>Estimate</u>	Planning/Permits	928,767	Design/Bid	5,000,000	Construction/Contingency	45,000,000	Administration	-	Construction Management	-	Right-of-Way	4,000,000	Total	54,928,767		<table style="width: 100%;"> <tr><td>Total estimated costs\$</td><td style="text-align: right;">54,928,767</td></tr> <tr><td>Costs incurred \$</td><td style="text-align: right;">1,632,579</td></tr> <tr><td>Cost to complete \$</td><td style="text-align: right;">53,296,188</td></tr> </table>		Total estimated costs\$	54,928,767	Costs incurred \$	1,632,579	Cost to complete \$	53,296,188
<u>Initial Cost Estimate by Category</u>	<u>Estimate</u>																								
Planning/Permits	928,767																								
Design/Bid	5,000,000																								
Construction/Contingency	45,000,000																								
Administration	-																								
Construction Management	-																								
Right-of-Way	4,000,000																								
Total	54,928,767																								
Total estimated costs\$	54,928,767																								
Costs incurred \$	1,632,579																								
Cost to complete \$	53,296,188																								
		Restricted Funding Yes ✓ No																							

Funding Plan

Funding Source(s)	Fund	Actual Expenditures			Projected	Budget	Future Plan		Total
		Prior	2019/20	2020/21			2023/24	Beyond	
Federal Demo	152	479,641	15,815	17,700	100,000	-	-	53,296,188	53,909,344
CVAG	152	626,969	20,635	23,095	100,000	-	-	-	770,699
Street & Trans DIF	127		6,878	7,857	25,000	-	-	-	39,735
Bridge & Grade DIF	122	208,989	-						208,989
Total		1,315,599	43,328	48,652	225,000	-	-	53,296,188	54,928,767

ST-81

CITY OF COACHELLA

Item 10.


Capital Improvement Program Project Details

Project Title: Avenue 50 Widening Project (Calhoun to Harrison)

Project Description: Widen and improve Avenue 50 Calhoun to Harrison, including roadway widening, traffic engineering, traffic signal modifications sidewalk improvements, bicycle lanes and landscaping. Project is in combination with S-19.

Project Number:
ST-93

Managing Department
Engineering

	Project Status	Impact on Future Operating Costs	Project Statistics:	
	New	Increase <input checked="" type="checkbox"/>	Origination Year	FY 17/18
	Pending	Decrease	Safety & Health	<input checked="" type="checkbox"/>
	In Design	Minimal	Masterplan	<input checked="" type="checkbox"/>
	Out to Bid		Council Goal	<input checked="" type="checkbox"/>
In Consturction <input checked="" type="checkbox"/>				

Financial Requirements:

<u>Initial Cost Estimate by Category</u>	<u>Estimate</u>		<u>Project Summary</u>
Planning/Permits	-		Total estimated costs\$ -
Design/Bid	275,000		Costs incurred \$ 766,527
Construction/Contingency	2,318,750		Cost to complete \$ (766,527)
Administration	-		
Construction Management	100,000		
Right-of-Way	1,000,000		
Total	3,693,750		
			Restricted Funding
			Yes <input checked="" type="checkbox"/>
			No

Funding Plan

Funding Source(s)	Fund	Actual Expenditures			Projected 2021/22	Budget 2022/23	Future Plan		Total
		Prior	2019/20	2020/21			2023/24	Beyond	
CVAG	152	205,570	165,102	124,723	75,000	2,322,620	481,985		3,375,000
Street & Trans DIF	127	74,523	55,034	41,574	25,000	122,619			318,750
Total		280,093	220,136	166,297	100,000	2,445,239	481,985	-	3,693,750

CITY OF COACHELLA

Capital Improvement Program Project Details


Item 10.

Project Title: Avenue 50 Extension PS&E (All American Canal to I-10 Interchange)


Project Description: Widen and improve Avenue 50, including roadway widening, traffic engineering, traffic signal modifications sidewalk improvements, bicycle lanes and landscaping. Developer is responsible for Avenue 50 extension from Fillmore to I-10.

Project Number:
ST-98

Managing Department
Engineering

	Project Status	Impact on Future Operating Costs	Project Statistics:	
	New	Increase	Origination Year	FY 17/18
	Pending	Decrease	Safety & Health	✓
	In Design ✓	Minimal	Masterplan	✓
	Out to Bid		Council Goal	✓
In Construction				

Financial Requirements:

<u>Initial Cost Estimate by Category</u>	<u>Estimate</u>		<u>Project Summary</u>	
Planning/Permits	-		Total estimated costs\$	32,765,773
Design/Bid	2,765,773		Costs incurred \$	2,914,452
Construction/Contingency	30,000,000		Cost to complete \$	29,851,322
Administration	-		Restricted Funding	
Construction Management	-		Yes	✓
Right-of-Way	-		No	
Total	32,765,773			

Funding Plan

Funding Source(s)	Actual Expenditures			Projected	Budget	Future Plan		Beyond	Total
	Prior	2019/20	2020/21			2021/22	2022/23		
Builder	182	759,680							759,680
CVAG	152	730,746	171,153	300,879	-				1,202,778
Bridge&Grade DIF	122	282,538			-				282,538
Street & Trans DIF	127		86,272	324,506	109,999	-		30,000,000	30,520,777
Total		1,772,964	257,425	625,385	109,999	-	-	30,000,000	32,765,773

ST-98

CITY OF COACHELLA

Item 10.


Capital Improvement Program Project Details

Project Title: Street Pavement Rehabilitation Phase 17

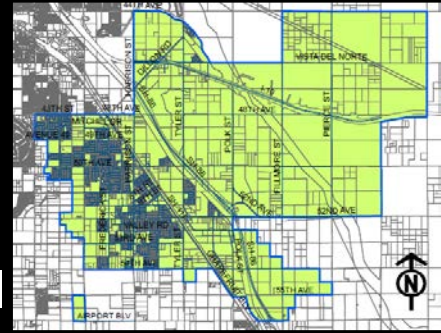
Project Description: This project will improve the street pavement and resurfacing. This will include repair or replacement of curb, gutter, sidewalks, new overlay, and the installation of handicap ramps as required. The street pavements are identified from the Pavement Management Update.

Project Number:
ST-105

Managing Department
Engineering

	Project Status	Impact on Future Operating Costs	Project Statistics:	
	New ✓	Increase	Origination Year	FY 21/22
	Pending	Decrease	Safety & Health	✓
	In Design	Minimal ✓	Masterplan	✓
	Out to Bid		Council Goal	
In Consturction				

Financial Requirements:

<u>Initial Cost Estimate by Category</u>	<u>Estimate</u>		<u>Project Summary</u>
Planning/Permits	-		Total estimated costs\$ 1,209,375
Design/Bid	-		Costs incurred \$ -
Construction/Contingency	1,209,375		Cost to complete \$ 1,209,375
Administration	-		
Construction Management	-		
Right-of-Way	-		
Total	1,209,375		
			Restricted Funding
			Yes ✓
			No

Funding Plan

Funding Source(s)	Fund	Actual Expenditures			Projected 2021/22	Budget 2022/23	Future Plan		Total
		Prior	2019/20	2020/21			2023/24	Beyond	
Measure A	117					561,815			561,815
SB1	109					647,560			647,560
									-
Total		-	-	-	-	1,209,375	-	-	1,209,375

ST-105

CITY OF COACHELLA

Item 10.


Capital Improvement Program Project Details

Project Title: Dillon Road Bridge Interstate I-10 Interchange & SR 86 Interchange

Project Description: Dillon road bridge and road widening is unique in that it involves many jurisdictions with the City of Coachella taking the lead. There are four primary parties who would need to come together and form an agreement regarding improvements and maintenance for the project, City of Indio, City of Coachella, the Cabazon Band of Mission Indians, and the Twenty-Nine Palms Band of Mission Indians.

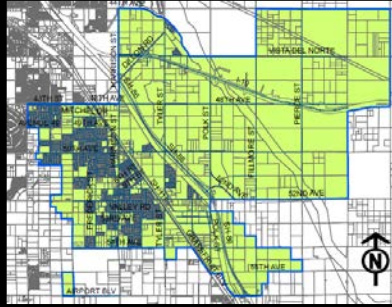
Project Number:
ST-109

Managing Department
Engineering

	Project Status	Impact on Future Operating Costs	Project Statistics:	
	New ✓	Increase	Origination Year	FY 21/22
	Pending	Decrease	Safety & Health	✓
	In Design	Minimal ✓	Masterplan	✓
	Out to Bid		Council Goal	
In Consturction				

Financial Requirements:

<u>Initial Cost Estimate by Category</u>	<u>Estimate</u>
Planning/Permits	-
Design/Bid	3,000,000
Construction/Contingency	47,000,000
Administration	150,000
Construction Management	-
Right-of-Way	-
Total	50,150,000



<u>Project Summary</u>	
Total estimated costs\$	50,150,000
Costs incurred \$	3,150,000
Cost to complete \$	47,000,000
Restricted Funding	
Yes	✓
No	

Funding Plan

Funding Source(s)	Fund	Actual Expenditures			Projected	Budget	Future Plan		Total
		Prior	2019/20	2020/21	2021/22	2022/23	2023/24	Beyond	
CVAG	152	95,513	546,355	491,129	2,017,003	-			3,150,000
Seeking Funding	152							47,000,000	47,000,000
									-
									-
									-
Total		95,513	546,355	491,129	2,017,003	-	-	47,000,000	50,150,000

ST-109

CITY OF COACHELLA

Item 10.


Capital Improvement Program Project Details

Project Title: Street Pavement Rehabilitation Phase 18

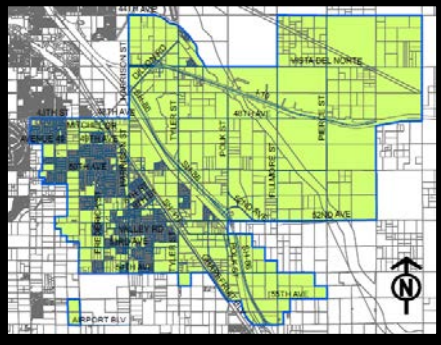
Project Description: This project will improve the street pavement and resurfacing. This will include repair or replacement of curb, gutter, sidewalks, new overlay, and the installation of handicap ramps as required. The street pavements are identified from the Pavement Management Update.

Project Number:
ST-113

Managing Department
Engineering

	Project Status	Impact on Future Operating Costs	Project Statistics:	
	New	Increase	Origination Year	FY 18/19
	Pending <input checked="" type="checkbox"/>	Decrease	Safety & Health	<input checked="" type="checkbox"/>
	In Design	Minimal <input checked="" type="checkbox"/>	Masterplan	<input checked="" type="checkbox"/>
	Out to Bid		Council Goal	
In Consturction				

Financial Requirements:

<u>Initial Cost Estimate by Category</u>	<u>Estimate</u>		<u>Project Summary</u>
Planning/Permits	-		Total estimated costs\$ 626,000
Design/Bid	-		Costs incurred \$ -
Construction/Contingency	626,000		Cost to complete \$ 626,000
Administration	-		
Construction Management	-		
Right-of-Way	-		
Total	626,000		
			Restricted Funding
			Yes <input checked="" type="checkbox"/>
			No

Funding Plan

Funding Source(s)	Fund	Actual Expenditures			Projected	Budget	Future Plan		Total
		Prior	2019/20	2020/21			2021/22	2022/23	
Measure A	117					-	276,000	-	276,000
SB1	109					-	350,000	-	350,000
									-
Total		-	-	-	-	-	626,000	-	626,000

ST-113

CITY OF COACHELLA

Item 10.


Capital Improvement Program Project Details

Project Title: Street Pavement Rehabilitation Phase 19

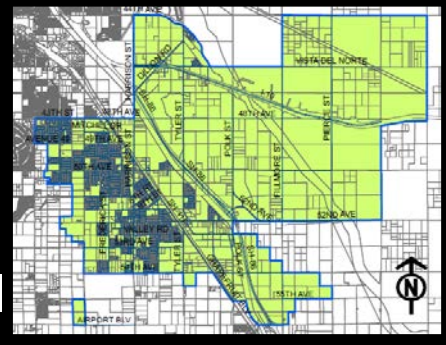
Project Description: This project will improve the street pavement and resurfacing. This will include repair or replacement of curb, gutter, sidewalks, new overlay, and the installation of handicap ramps as required. The street pavements are identified from the Pavement Management Update.

Project Number:
ST-118

Managing Department
Engineering

	Project Status	Impact on Future Operating Costs	Project Statistics:	
	New Pending ✓ In Design Out to Bid In Consturction	Increase Decrease Minimal ✓	Origination Year Safety & Health ✓ Masterplan ✓ Council Goal	FY 22/23

Financial Requirements:

<u>Initial Cost Estimate by Category</u>	<u>Estimate</u>		<u>Project Summary</u>
Planning Permits	-		Total estimated costs\$ 632,000
Design/Bid	-		Costs incurred \$ -
Construction/Contingency	632,000		Cost to complete \$ 632,000
Administration	-		
Construction Management	-		
Right-of-Way	-		
Total	632,000		
			Restricted Funding Yes ✓ No

Funding Plan

Funding Source(s)	Fund	Actual Expenditures			Projected	Budget	Future Plan		Total
		Prior	2019/20	2020/21			2021/22	2022/23	
Measure A	117					-	-	632,000	632,000
									-
									-
Total		-	-	-	-	-	-	632,000	632,000

ST-118

CITY OF COACHELLA

Item 10.


Capital Improvement Program Project Details

Project Title: Street Pavement Rehabilitation Phase 20

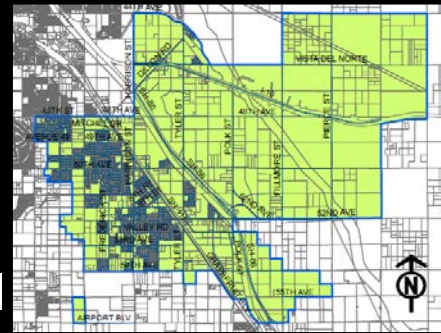
Project Description: This project will improve the street pavement and resurfacing. This will include repair or replacement of curb, gutter, sidewalks, new overlay, and the installation of handicap ramps as required. The street pavements are identified from the Pavement Management Update.

Project Number:
ST-128

Managing Department
Engineering

	Project Status	Impact on Future Operating Costs	Project Statistics:	
	New Pending In Design Out to Bid In Consturction	Increase Decrease Minimal <input checked="" type="checkbox"/>	Origination Year Safety & Health <input checked="" type="checkbox"/> Masterplan <input checked="" type="checkbox"/> Council Goal	

Financial Requirements:

<u>Initial Cost Estimate by Category</u>	<u>Estimate</u>		<u>Project Summary</u>
Planning/Permits	-		Total estimated costs\$ 638,000
Design/Bid	-		Costs incurred \$ -
Construction/Contingency	638,000		Cost to complete \$ 638,000
Administration	-		
Construction Management	-		
Right-of-Way	-		
Total	638,000		
			Restricted Funding Yes <input checked="" type="checkbox"/> No

Funding Plan

Funding Source(s)	Fund	Actual Expenditures			Projected	Budget	Future Plan		Total
		Prior	2019/20	2020/21			2021/22	2022/23	
Measure A	117							638,000	638,000
									-
									-
Total		-	-	-	-	-	-	638,000	638,000

ST-128

CITY OF COACHELLA

Item 10.


Capital Improvement Program Project Details

Project Title: Pueblo Viejo Villas

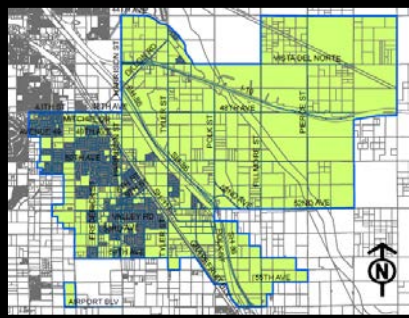
Project Description: Infrastructure for land purchase, building and new streets.

Project Number:
ST-130

Managing Department
Engineering

	Project Status	Impact on Future Operating Costs	Project Statistics:	
	New	Increase ✓	Origination Year	FY 21/22
	Pending	Decrease	Safety & Health	✓
	In Design	Minimal	Masterplan	
	Out to Bid		Council Goal	✓
In Construction ✓				

Financial Requirements:

<u>Initial Cost Estimate by Category</u>		<u>Estimate</u>		<u>Project Summary</u>	
Planning/Permits	-			Total estimated costs\$	3,996,500
Design/Bid	200,000			Costs incurred \$	1,835,978
Construction/Contingency	3,796,500			Cost to complete \$	2,160,522
Administration	-				
Construction Management	-				
Right-of-Way	-				
Total	3,996,500				

Restricted Funding
Yes ✓
No

Funding Plan

Funding Source(s)	Fund	Actual Expenditures			Projected	Budget	Future Plan		Total
		Prior	2019/20	2020/21			2021/22	2022/23	
IIG	152			389,115	500,000	1,913,855			2,802,970
AHSC	152			500,000	196,530				696,530
Transfer F-7	130				250,000	247,000			497,000
General Fund	101					-			-
Total		-	-	889,115	946,530	2,160,855	-	-	3,996,500

ST-130

CITY OF COACHELLA

Item 10.


Capital Improvement Program Project Details

Project Title: Avenue 48 Widening Project (Van Buren to Dillon)

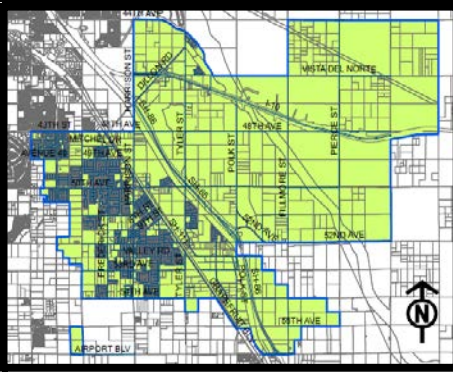
Project Description: Widening of Avenue 48 from 2 lanes to 5 lanes (1 lane in each direction to 3 lanes on Coachella side 2 lanes on County side) from Dillon to Van Buren Street including street lighting, drainage improvements, electrical undergrounding, sidewalk and bicycle lanes and landscaping. County is the Lead.

Project Number:
ST-131

Managing Department
Engineering

	Project Status	Impact on Future Operating Costs	Project Statistics:	
	New	Increase <input checked="" type="checkbox"/>	Origination Year	FY 21/22
	Pending <input checked="" type="checkbox"/>	Decrease	Safety & Health	<input checked="" type="checkbox"/>
	In Design	Minimal	Masterplan	<input checked="" type="checkbox"/>
	Out to Bid		Council Goal	
In Consturction				

Financial Requirements:

<u>Initial Cost Estimate by Category</u>	<u>Estimate</u>		<u>Project Summary</u>
Planning/Permits	-		Total estimated costs\$ 1,733,000
Design/Bid	156,250		Costs incurred \$ 247,625
Construction/Contingency	1,576,750		Cost to complete \$ 1,485,375
Administration	-		
Construction Management	-		
Right-of-Way	-		
Total	1,733,000		

Restricted Funding
Yes
No

Funding Plan

Funding Plan	Funding Source(s)	Fund	Actual Expenditures			Projected	Budget	Future Plan		Total
			Prior	2019/20	2020/21			2021/22	2022/23	
Street & Trans DIF		127				-	324,937	-		324,937
SB1		109					277,000			277,000
Grants		152					974,813			974,813
Capital Projects						156,250				156,250
Total			-	-	-	156,250	1,576,750	-	-	1,733,000

ST-131

CITY OF COACHELLA

Item 10.


Capital Improvement Program Project Details

Project Title: Street Pavement Rehabilitation Phase 21

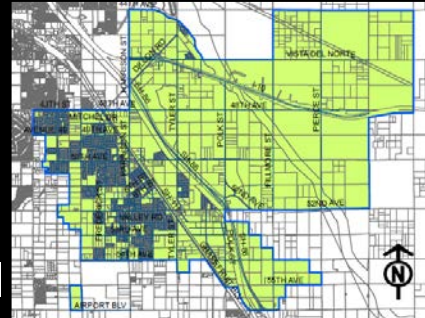
Project Description: This project will improve the street pavement and resurfacing. This will include repair or replacement of curb, gutter, sidewalks, new overlay, and the installation of handicap ramps as required. The street pavements are identified from the Pavement Management Update.

Project Number:
ST-132

Managing Department
Engineering

	Project Status	Impact on Future Operating Costs	Project Statistics:	
	New	Increase	Origination Year	
	Pending	Decrease	Safety & Health	✓
	In Design	Minimal ✓	Masterplan	✓
	Out to Bid		Council Goal	
In Consturction				

Financial Requirements:

<u>Initial Cost Estimate by Category</u>	<u>Estimate</u>		<u>Project Summary</u>
Planning/Permits	-		Total estimated costs\$ 804,000
Design/Bid	-		Costs incurred \$ -
Construction/Contingency	804,000		Cost to complete \$ 804,000
Administration	-		
Construction Management	-		
Right-of-Way	-		
Total	804,000		
			Restricted Funding
			Yes ✓
			No

Funding Plan

Funding Source(s)	Fund	Actual Expenditures			Projected	Budget	Future Plan		Total
		Prior	2019/20	2020/21			2021/22	2022/23	
Measure A	117							804,000	804,000
									-
									-
Total		-	-	-	-	-	-	804,000	804,000

ST-132

CITY OF COACHELLA


Capital Improvement Program Project Details

Project Title: 2022 Citywide Pedestrian Safety Improvement Project

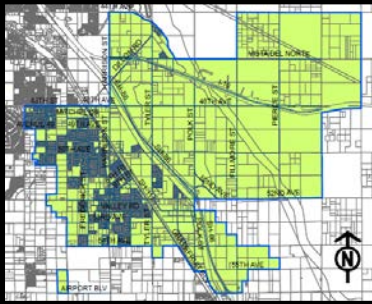
Project Description: Pedestrian safety improvements in various locations throughout the City including striping, ADA improvements, and raised pedestrian refuge islands.

Project Number:
ST-134

Managing Department
Engineering

	Project Status	Impact on Future Operating Costs		Project Statistics:	
	New	Increase	Origination Year	FY 22/23	
	Pending	Decrease	Safety & Health	✓	
	In Design	Minimal ✓	Masterplan	✓	
	Out to Bid		Council Goal		
In Construction					

Financial Requirements:

<u>Initial Cost Estimate by Category</u>	<u>Estimate</u>		<u>Project Summary</u>	
Planning/Permits	-		Total estimated costs\$	477,101
Design/Bid	-		Costs incurred \$	-
Construction/Contingency	477,101		Cost to complete \$	477,101
Administration	-		Restricted Funding Yes ✓ No	
Construction Management	-			
Right-of-Way	-			
Total	477,101			

Funding Plan

Funding Source(s)	Fund	Actual Expenditures			Projected	Budget	Future Plan		Total
		Prior	2019/20	2020/21	2021/22	2022/23	2023/24	Beyond	
SB1	109					477,101			477,101
									-
Total		-	-	-	-	477,101	-	-	477,101

ST-134

CITY OF COACHELLA


Capital Improvement Program Project Details

Project Title: 2023 Avenue 50 Bridge Application

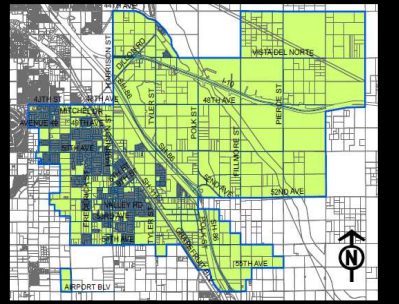
Project Description: Bridge deck of Avenue 50 Bridge will be applied a methacrylate application to extend the life of the roadway as recommended by 2022 Caltrans Maintenance Inspection Report.

Project Number:
ST-136

Managing Department
Engineering

	Project Status	Impact on Future Operating Costs	Project Statistics:	
	New	Increase	Origination Year	FY 22/23
	Pending	Decrease	Safety & Health	✓
	In Design	Minimal ✓	Masterplan	✓
	Out to Bid		Council Goal	
In Consturction				

Financial Requirements:

<u>Initial Cost Estimate by Category</u>	<u>Estimate</u>		<u>Project Summary</u>
Planning/Permits	-		Total estimated costs\$ 105,000
Design/Bid	-		Costs incurred \$ -
Construction/Contingency	105,000		Cost to complete \$ 105,000
Administration	-		
Construction Management	-		
Right-of-Way	-		
Total	105,000		
			Restricted Funding
			Yes ✓
			No

Funding Plan

Funding Source(s)	Fund	Actual Expenditures			Projected 2021/22	Budget 2022/23	Future Plan		Total
		Prior	2019/20	2020/21			2023/24	Beyond	
General Fund	101					105,000			105,000
									-
Total		-	-	-	-	105,000	-	-	105,000

ST-136

CITY OF COACHELLA


Capital Improvement Program Project Details

Project Title: 2023 Dillon Road Bridge Application

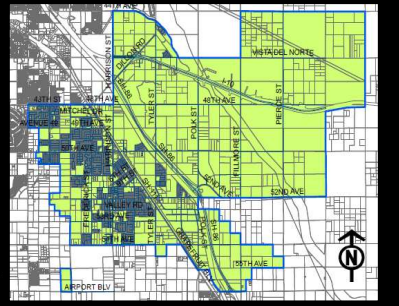
Project Description: Bridge deck of Dillon Road Bridge will be applied a methacrylate application to extend the life of the roadway as recommended by 2022 Caltrans Maintenance Inspection Report.

Project Number:
ST-137

Managing Department
Engineering

	Project Status	Impact on Future Operating Costs	Project Statistics:	
	New	Increase	Origination Year	FY 22/23
	Pending	Decrease	Safety & Health	✓
	In Design	Minimal ✓	Masterplan	✓
	Out to Bid		Council Goal	
In Consturction				

Financial Requirements:

<u>Initial Cost Estimate by Category</u>	<u>Estimate</u>		<u>Project Summary</u>
Planning/Permits	-		Total estimated costs\$ 125,000
Design/Bid	-		Costs incurred \$ -
Construction/Contingency	125,000		Cost to complete \$ 125,000
Administration	-		
Construction Management	-		
Right-of-Way	-		
Total	125,000		
			Restricted Funding
			Yes ✓
			No

Funding Plan

Funding Source(s)	Fund	Actual Expenditures			Projected	Budget	Future Plan		Total
		Prior	2019/20	2020/21			2021/22	2022/23	
General Fund	101					125,000			125,000
									-
Total		-	-	-	-	125,000	-	-	125,000

ST-137

CITY OF COACHELLA


Capital Improvement Program Project Details

Project Title: Filmore Street Paving

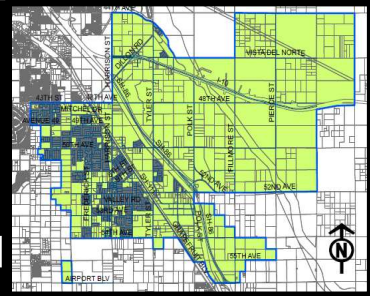
Project Description: One inch mill and overlay Filmore Street from Avenue 50 to 52.

Project Number:
ST-138

Managing Department
Engineering

	Project Status	Impact on Future Operating Costs	Project Statistics:	
	New	Increase	Origination Year	FY 22/23
	Pending	Decrease	Safety & Health	✓
	In Design	Minimal ✓	Masterplan	✓
	Out to Bid		Council Goal	
In Construction				

Financial Requirements:

<u>Initial Cost Estimate by Category</u>	<u>Estimate</u>		<u>Project Summary</u>
Planning/Permits	-		Total estimated costs\$ 750,000
Design/Bid	-		Costs incurred \$ -
Construction/Contingency	750,000		Cost to complete \$ 750,000
Administration	-		
Construction Management	-		
Right-of-Way	-		
Total	750,000		

Restricted Funding
Yes ✓
No

Funding Plan

Funding Source(s)	Fund	Actual Expenditures			Projected 2021/22	Budget 2022/23	Future Plan		Total
		Prior	2019/20	2020/21			2023/24	Beyond	
Grants	152					-			-
Capital Projects Fund	182					200,000	1,800,000	12,000,000	14,000,000
Total		-	-	-	-	200,000	1,800,000	12,000,000	14,000,000

ST-138

CITY OF COACHELLA


Capital Improvement Program Project Details

Project Title: Filmore Street Paving

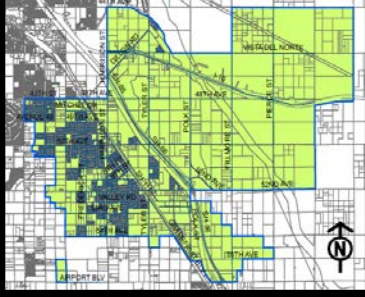
Project Description: Avenue 50 Realignment Peter Rabbit to Tyler

Project Number:
ST-139

Managing Department
Engineering

	Project Status	Impact on Future Operating Costs	Project Statistics:	
	New Pending In Design Out to Bid In Construction	Increase Decrease Minimal ✓	Origination Year Safety & Health ✓ Masterplan ✓ Council Goal	

Financial Requirements:

<u>Initial Cost Estimate by Category</u>	<u>Estimate</u>		<u>Project Summary</u>
Planning/Permits	-		Total estimated costs \$ 2,000,000
Design/Bid	-		Costs incurred \$ -
Construction/Contingency	2,000,000		Cost to complete \$ 2,000,000
Administration	-		
Construction Management	-		
Right-of-Way	-		Restricted Funding
Total	2,000,000		Yes ✓ No

Funding Plan

Funding Source(s)	Fund	Actual Expenditures			Projected	Budget	Future Plan		Total
		Prior	2019/20	2020/21			2021/22	2022/23	
Capital Projects	182							2,000,000	2,000,000
									-
Total		-	-	-	-	-	-	2,000,000	2,000,000

ST-139

CITY OF COACHELLA

Capital Improvement Program Project Details


Item 10.

Project Title: Mesquite Water Mutual Association

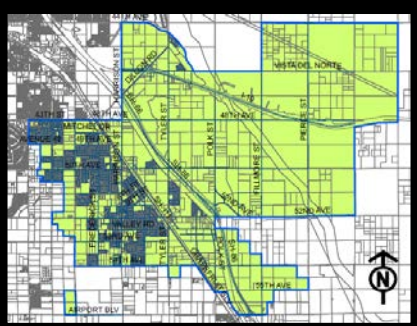
Project Description: Association: Mesquite Water Mutual Association

Project Number:
W-32

Managing Department:
Utility

	Project Status	Impact on Future Operating Costs	Project Statistics:	
	New	Increase	Origination Year	FY 16/17
	Pending	Decrease	Safety & Health	
	In Design ✓	Minimal ✓	Masterplan	✓
	Out to Bid		Council Goal	
In Construction				

Financial Requirements:

<u>Initial Cost Estimate by Category</u>	<u>Estimate</u>		<u>Project Summary</u>	
Planning/Permits			Total estimated costs \$	1,901,000
Design/Bid	300,000		Costs incurred \$	241,115
Construction/Contingency	1,575,000		Cost to complete \$	1,659,885
Administration	26,000		Restricted Funding	
Construction Management	-		Yes	
Other - Specify _____	-		No ✓	
Total	1,901,000			

Funding Plan

Funding Source(s)	Fund	Actual Expenditures			Projected	Budget	Future Plan		Total
		Prior	2019/20	2020/21			2021/22	2022/23	
Water Operations	178	163,113	43,850	4,873	10,196	1,520,800	158,168		1,901,000
									-
									-
									-
Total		163,113	43,850	4,873	10,196	1,520,800	158,168	-	1,901,000

CITY OF COACHELLA

Capital Improvement Program Project Details


Item 10.

Project Title: Shady Lane and Amezcua Water System Consolidation

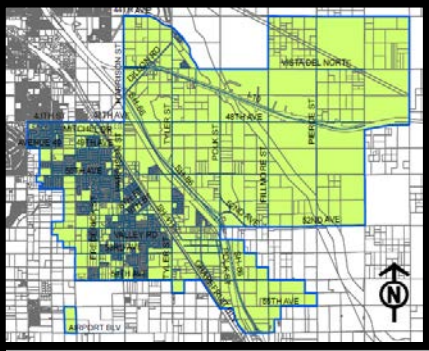
Project Description: Consolidation of the water system for Shady Land and Amezcua.

Project Number:
W-35

Managing Department
Utility

	Project Status	Impact on Future Operating Costs	Project Statistics:	
	New	Increase	Origination Year	FY 17/18
	Pending	Decrease	Safety & Health	✓
	In Design ✓	Minimal ✓	Masterplan	✓
	Out to Bid		Council Goal	
In Construction				

Financial Requirements:

<u>Initial Cost Estimate by Category</u>	<u>Estimate</u>		<u>Project Summary</u>
Planning/Permits	-		Total estimated costs \$ 1,658,426
Design/Bid	151,426		Costs incurred \$ 165,200
Construction/Contingency	1,500,000		Cost to complete \$ 1,493,226
Administration	-		
Construction Management	7,000		Restricted Funding
Other - Specify _____	-		Yes
Total	1,658,426		No ✓

Funding Plan

Funding Source(s)	Fund	Actual Expenditures			Projected	Budget	Future Plan		Total
		Prior	2019/20	2020/21			2021/22	2022/23	
Water Operations	178	30,907	4,813	110,000	12,706	829,213	670,787		1,658,426
									-
									-
									-
Total		30,907	4,813	110,000	12,706	829,213	670,787	-	1,658,426

CITY OF COACHELLA

Capital Improvement Program Project Details


Item 10.

Project Title: Castro's Water System Consolidation

Project Description: Water system feeding the Castro mobile home park was fed by a private well, after a well failure an emergency connection was made to the residents. With the completion of this project a permanent connection will be made.

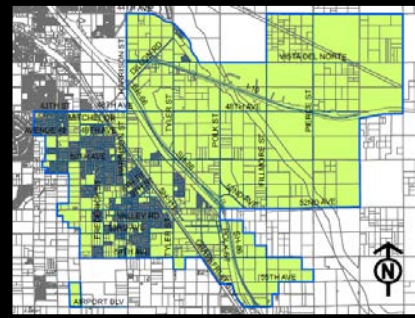
Project Number:
W-37

Managing Department
Utility

	Project Status	Impact on Future Operating Costs	Project Statistics:	
	New	Increase	Origination Year	FY 17/18
	Pending	Decrease	Safety & Health	✓
	In Design ✓	Minimal ✓	Masterplan	✓
	Out to Bid		Council Goal	
In Construction				

Financial Requirements:

<u>Initial Cost Estimate by Category</u>	<u>Estimate</u>	<u>Project Summary</u>	
Planning/Permits	-	Total estimated costs\$	1,244,050
Design/Bid	144,050	Costs incurred \$	104,488
Construction/Contingency	1,100,000	Cost to complete \$	1,139,562
Administration	-		
Construction Management	-	Restricted Funding	
Other - Specify _____	-	Yes	
Total	1,244,050	No ✓	



Funding Plan

Funding Source(s)	Fund	Actual Expenditures			Projected	Budget	Future Plan		Total
		Prior	2019/20	2020/21			2021/22	2022/23	
Water Operations	178	27,929	28,728	71,560	5,000	10,833			144,050
Prop 1 Water Mgmt	178					1,100,000			1,100,000
									-
									-
Total		27,929	28,728	71,560	5,000	1,110,833	-	-	1,244,050

CITY OF COACHELLA

Item 10.


Capital Improvement Program Project Details


Project Title: 3.6Mg Reservoir Interior Relining

Project Description: Per Water Master Plan 2017. Complete Reservoir Interior Relining.

Project Number:
W-38

Managing Department
Engineering

	Project Status	Impact on Future Operating Costs	Project Statistics:	
	New ✓	Increase ✓	Origination Year	FY 21/22
	Pending	Decrease	Safety & Health	
	In Design	Minimal	Masterplan	✓
	Out to Bid		Council Goal	
In Consturction				

Financial Requirements:			Project Summary	
<u>Initial Cost Estimate by Category</u>	<u>Estimate</u>		Total estimated costs\$	450,000
Planning/Permits	10,000		Costs incurred \$	-
Design/Bid	-		Cost to complete \$	450,000
Construction/Contingency	428,000		Restricted Funding	
Administration	2,000		Yes	
Construction Management	10,000		No ✓	
Other - Specify _____	-			
Total	450,000			
Funding Plan				

Funding Allocation									
Funding Source(s)	Fund	Actual Expenditures			Projected	Budget	Future Plan		Total
		Prior	2019/20	2020/21	2021/22	2022/23	2023/24	Beyond	
Water Operations	178					-	450,000	-	450,000
									-
									-
									-
Total		-	-	-	-	-	450,000	-	450,000

CITY OF COACHELLA

Item 10.


Capital Improvement Program Project Details

Project Title: Whitewater Wash Bridge Pipeline @ Ave 50

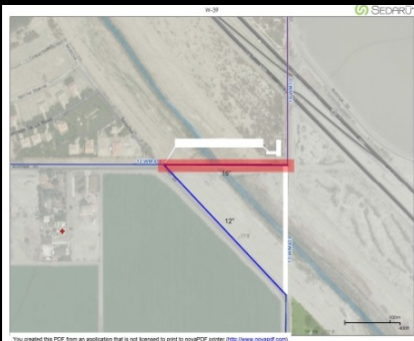
Project Description: City Project ST-69 will replace the existing dry weather crossing with a bridge, that will provide year-round access to property owners on either side of the creek, enabling access to SR-86S. As part of the project the 16" water line will be re-aligned. Coordinating with Engineering with project ST-69.

Project Number:
W-39

Managing Department
Utility

	Project Status	Impact on Future Operating Costs	Project Statistics:
	New	Increase ✓	Origination Year _____
	Pending ✓	Decrease	Safety & Health _____
	In Design	Minimal ✓	Masterplan ✓
	Out to Bid		Council Goal _____
In Consturction			

Financial Requirements:

<u>Initial Cost Estimate by Category</u>	<u>Estimate</u>		<u>Project Summary</u>
Planning/Permits	-		Total estimated costs\$ 700,000
Design/Bid	35,000		Costs incurred \$ -
Construction/Contingency	665,000		Cost to complete \$ 700,000
Administration	-		
Construction Management	-		Restricted Funding
Other - Specify _____	-		Yes
Total	700,000		No ✓

Funding Plan

Funding Source(s)	Fund	Actual Expenditures			Projected	Budget	Future Plan		Total
		Prior	2019/20	2020/21			2021/22	2022/23	
Water Operations	178							700,000	700,000
									-
									-
Total		-	-	-	-	-	-	700,000	\$ 700,000

CITY OF COACHELLA

Capital Improvement Program Project Details


Item 10.

Project Title: Valve Replacement

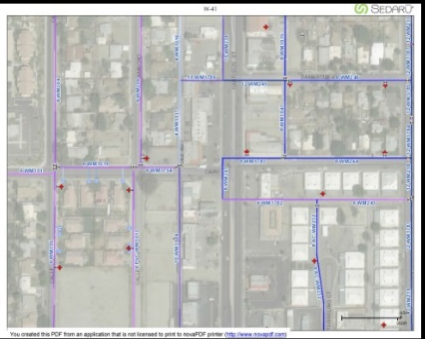
Project Description: Valve Replacement.

Project Number:
W-41

Managing Department
Utility

	Project Status	Impact on Future Operating Costs	Project Statistics:	
	New ✓	Increase	Origination Year	FY 22/23
	Pending	Decrease	Safety & Health	
	In Design	Minimal ✓	Masterplan	✓
	Out to Bid		Council Goal	
In Construction				

Financial Requirements:

<u>Initial Cost Estimate by Category</u>	<u>Estimate</u>		<u>Project Summary</u>
Planning/Permits	-		Total estimated costs\$ 320,000
Design/Bid	-		Costs incurred \$ -
Construction/Contingency	300,000		Cost to complete \$ 320,000
Administration	1,000		
Construction Management	19,000		
Other - Specify _____	-		
Total	320,000		
			Restricted Funding
			Yes
			No ✓

Funding Plan

Funding Source(s)	Fund	Actual Expenditures			Projected	Budget	Future Plan		Total
		Prior	2019/20	2020/21			2023/24	Beyond	
Water Operations	178					100,000	220,000		320,000
									-
									-
									-
Total		-	-	-	-	100,000	220,000	-	\$ 320,000

CITY OF COACHELLA

Item 10.


Capital Improvement Program Project Details

Project Title: Van Buren Ave - Coral Mountain School to Avenue 52 & Avenue 50

Project Description: Project identified on Coachella Water Authority 2017 Water Master Plan CIP Summary. 100% attributable to growth.

Project Number:
W-43

Managing Department
Utility

	Project Status	Impact on Future Operating Costs	Project Statistics:
	New	Increase ✓	Origination Year _____
	Pending ✓	Decrease	Safety & Health _____
	In Design	Minimal	Masterplan ✓
	Out to Bid		Council Goal _____
In Consturction			

Financial Requirements:

<u>Initial Cost Estimate by Category</u>	<u>Estimate</u>		<u>Project Summary</u>
Planning/Permits	-		Total estimated costs\$ 690,000
Design/Bid	-		Costs incurred \$ -
Construction/Contingency	690,000		Cost to complete \$ 690,000
Administration	-		
Construction Management	-		
Other - Specify	-		
Total	690,000		
			Restricted Funding
			Yes ✓
			No

Funding Plan

Funding Source(s)	Fund	Actual Expenditures			Projected	Budget	Future Plan		Total
		Prior	2019/20	2020/21			2021/22	2022/23	
Water Connections	177							690,000	690,000
									-
									-
									-
Total		-	-	-	-	-	-	690,000	690,000

CITY OF COACHELLA

Capital Improvement Program Project Details


Item 10.

Project Title: Grapefruit Avenue 52 to Avenue 54 & Tyler Street


Project Description: Project identified on Coachella Water Authority 2017 Water Master Plan CIP Summary. 100% attributable to growth.

Project Number:
W-44

Managing Department
Utility

	Project Status	Impact on Future Operating Costs	Project Statistics:
	New	Increase ✓	Origination Year _____
	Pending ✓	Decrease	Safety & Health _____
	In Design	Minimal	Masterplan ✓
	Out to Bid		Council Goal _____
In Consturction			

Financial Requirements:

<u>Initial Cost Estimate by Category</u>	<u>Estimate</u>		<u>Project Summary</u>
Planning/Permits	-		Total estimated costs\$ 1,670,000
Design/Bid	-		Costs incurred \$ -
Construction/Contingency	1,670,000		Cost to complete \$ 1,670,000
Administration	-		
Construction Management	-		
Other - Specify	-		
Total	1,670,000		

Restricted Funding
Yes ✓
No

Funding Plan

Funding Source(s)	Fund	Actual Expenditures			Projected	Budget	Future Plan		Total
		Prior	2019/20	2020/21			2021/22	2022/23	
Water Connections	177							1,670,000	1,670,000
									-
									-
									-
Total		-	-	-	-	-	-	1,670,000	1,670,000

CITY OF COACHELLA

Capital Improvement Program Project Details


Item 10.

Project Title: Aging Pipeline Replacement

Project Description: Per the Water Master Plan of 2017 it is recommended that CWA set aside a budget in order to replace aging pipelines. An emphasis should be put on pipes with the highest leak history and greatest age.

Project Number:
W-45

Managing Department
Utility

	Project Status	Impact on Future Operating Costs	Project Statistics:	
	New ✓	Increase	Origination Year	FY 22/23
	Pending	Decrease	Safety & Health	
	In Design	Minimal ✓	Masterplan	✓
	Out to Bid		Council Goal	
In Consturction				

Financial Requirements:

<u>Initial Cost Estimate by Category</u>	<u>Estimate</u>
Planning/Permits	-
Design/Bid	-
Construction/Contingency	500,000
Administration	-
Construction Management	-
Other - Specify	-
Total	500,000



<u>Project Summary</u>	
Total estimated costs\$	500,000
Costs incurred \$	-
Cost to complete \$	500,000
Restricted Funding	
Yes	
No ✓	

Funding Plan

Funding Source(s)	Fund	Actual Expenditures			Projected	Budget	Future Plan		Total
		Prior	2019/20	2020/21			2021/22	2022/23	
Water Operations	178					500,000			500,000
									-
									-
									-
Total		-	-	-	-	500,000	-	-	500,000

W-45

CITY OF COACHELLA

Capital Improvement Program Project Details


Item 10.

Project Title: Well 20 (150 Zone)

Project Description: Per Water Master Plan 2017, this new well will provide the needed additional firm capacity and fire flow in the 150 Zone. New production well to meet increasing demands and to replace Well 11

Project Number:
W-46

Managing Department
Utility

	Project Status	Impact on Future Operating Costs	Project Statistics:	
	New ✓	Increase ✓	Origination Year	FY 22/23
	Pending	Decrease	Safety & Health	
	In Design	Minimal	Masterplan	✓
	Out to Bid		Council Goal	
In Consturction				

Financial Requirements:

<u>Initial Cost Estimate by Category</u>	<u>Estimate</u>		<u>Project Summary</u>	
Planning/Permits	-		Total estimated costs\$	3,000,000
Design/Bid	300,000		Costs incurred \$	-
Construction/Contingency	2,700,000		Cost to complete \$	3,000,000
Administration	-		Restricted Funding	
Construction Management	-			
Other - Specify	-			
Total	3,000,000		Yes ✓	No ✓

Funding Plan

Funding Source(s)	Fund	Actual Expenditures			Projected	Budget	Future Plan		Total
		Prior	2019/20	2020/21			2021/22	2022/23	
Water Operations	178					750,000			750,000
Water Connections	177					750,000			750,000
									-
									-
Total		-	-	-	-	1,500,000	-	-	1,500,000

CITY OF COACHELLA

Item 10.


Capital Improvement Program Project Details

Project Title: Advanced Meter Infrastructure - Installing Three Base Stations, Repeaters, Meters


Project Description: The City is transitioning from 3G AMR meters to 4G AMI meters. The City is in the process of entering into an Agreement with the US Department of the Interior for a portion of the funding. WaterSMART: Small-scale Water Efficiency Project Grants. Installation of three base stations, meters/registers, and repeaters.

Project Number:
W-47

Managing Department
Utility

	Project Status	Impact on Future Operating Costs	Project Statistics:	
	New	Increase	Origination Year	FY 18/19
	Pending	Decrease	Safety & Health	
	In Design	Minimal ✓	Masterplan	✓
	Out to Bid		Council Goal	
In Construction ✓				

Financial Requirements:

<u>Initial Cost Estimate by Category</u>	<u>Estimate</u>		<u>Project Summary</u>
Planning/Permits	-		Total estimated costs\$ 710,796
Design/Bid	192,334		Costs incurred \$ -
Construction/Contingency	518,462		Cost to complete \$ 710,796
Administration	-		
Construction Management	-		
Other - Specify	-		
Total	710,796		
			Restricted Funding
			Yes ✓
			No ✓

Funding Plan

Funding Source(s)	Fund	Actual Expenditures			Projected	Budget	Future Plan		Total
		Prior	2019/20	2020/21			2021/22	2022/23	
Water Operations	178		173,100			518,462	19,234		
Water Operations	178		-		-	-			-
									-
Total		-	173,100	-	-	518,462	19,234	-	710,796



STAFF REPORT
7/27/2022

TO: Honorable Mayor and City Council Members

FROM: Jacob Alvarez, Assistant to the City Manager

SUBJECT: American Rescue Plan Act (ARPA) State and Local Fiscal Recovery Fund (SLFRF) Allocation Agreement for Coachella UBI

STAFF RECOMMENDATION:

That the City Council adopt Resolution No. 2022-80, authorizing the appropriation of American Rescue Plan Act State and Local Fiscal Recovery Funds in the amount of one million eight thousand dollars (\$1,008,000) to assist 140 households and approve the attached allocation agreement for relief for Coachella UBI and allow the City Manager to execute contracts in accordance with Resolution.

Alternatively, the City Council could approve the same recommendation above with a different allocation of one million four hundred forty thousand dollars (\$1,440,000) assisting 200 households.

BACKGROUND:

President Biden signed the American Rescue Plan Act (ARPA) into law on March 11, 2021. The legislation provides \$1.9 trillion in economic stimulus funds to assist in the recovery from the COVID-19 pandemic. One component of the legislation is the Coronavirus State and Local Fiscal Recovery Funds (SLFRF) program, which provides funds directly to local jurisdictions to respond to the economic and public health impacts of COVID-19. The City of Coachella expects to receive \$10.94 million in total SLFRF due to its size and demographics.

During the fall 2021, city staff identified a list of projects to implement utilizing ARPA funding with the input gathered through community outreach and the City Council. ARPA program guidance or “Final Rule” was then released by the Treasury on January 6, 2022 and the “Final Rule” took effect on April 1, 2022. On the Wednesday, April 13, 2022, the Mission Asset Fund (MAF) provided the City Council with a Coachella UBI presentation at its meeting.

DISCUSSION/ANALYSIS:

Staff reviewed eligible subrecipients that provide local cash relief assistance services and it was determined that Mission Asset Fund (MAF), an independent legal entity and non-profit public benefit corporation, has both the ability and capacity to execute this approval via the distribution of cash assistance to low- and/or moderate-income households in City of Coachella of no more

than four hundred dollars (\$400) each per month for up to 24 months. If approved, the City of Coachella will transmit an initial deposit to Mission Asset Fund in the amount of \$126,000 to fund their first quarter of direct cash transfers to low- and/or moderate-income households in City of Coachella.

Alternatively, if the amount of one million four hundred forty thousand dollars (\$1,440,000) is selected then it will assist 200 households and an initial deposit to Mission Asset Fund would increase to \$180,000, to fund their first quarter of direct cash transfers.

Staff recommends that City Council approve the attached allocation agreement with Mission Asset Fund for relief and allow City Manager to execute contracts in accordance with the agreement and Resolution No. 2022-80.

FISCAL IMPACT:

There will be no impact to the General fund. Consequently, there will be a one million eight thousand dollars (\$1,008,000) or one million four hundred forty thousand dollars (\$1,440,000) that will impact to the American Rescue Plan Act State and Local Fiscal Recovery Fund.

EXHIBIT(S):

- 1) Resolution No. 2022-80
- 2) Agreement for Administration and Distribution of ARPA Funds through Mission Asset Fund
- 3) MAF Families Recovery Program Proposal

RESOLUTION NO. 2022-80

**A RESOLUTION OF THE CITY OF COACHELLA CITY COUNCIL
AUTHORIZING THE USE OF THE AMERICAN RESCUE PLAN ACT
(ARPA) STATE AND LOCAL RECOVERY FUND (SLFRF) FOR THE
COACHELLA UBI PRORAM AND APPROPRIATION OF FUNDING**

WHEREAS, the City, as a recipient of ARPA funds under State and Local Fiscal Recovery Funds ("SLFRF") program, may contract with subrecipients for the furnishing of such services to of for City or any Department thereof; and

WHEREAS, subrecipients under the SLFRF program are entities that receive a subaward from a recipient to carry out the purposes (program or project) of the SLFRF award on behalf of the recipient; and

WHEREAS, as a recipient of these funds, MAF is a subrecipient of SLFRF funds and must comply with all requirements regarding the use and reporting for expenditures of SLFRF funds; and

WHEREAS, since its emergence in early 2020, the COVID-19 pandemic has negatively impacted public health and the economy on a global scale, throughout the nation, and in City of Coachella; and

WHEREAS, the pandemic both caused and magnified negative impacts on residents of the City, particularly low- and moderate-income families, regarding public health, food and housing insecurity, childcare, among other areas; and

WHEREAS, although as of June 15, 2021 the State substantially lifted public health orders that had been in place limiting certain activities to mitigate the spread of COVID-19, the pandemic continues to pose risks to public health and the need to respond to those risks and to recover from the negative public health and economic impacts of the pandemic continues, in particular due to the recent surge in COVID-19 cases resulting from the highly contagious Omicron BA.4 and BA.5 variant; and

WHEREAS, City staff has confirmed that the Coachella UBI qualifies for ARPA funding under the general Federal Guidelines.

NOW, THEREFORE, BE IT RESOLVED by the City Council of the City of Coachella that the foregoing Recitals are true and correct and are hereby adopted by the City of Coachella. Based on those Recitals, the City Council hereby finds and declares as follows:

SECTION 1. The City Council hereby designates and authorizes Coachella City Staff to the use of the American Rescue Plan Act (ARPA) State and Local Recovery Fund (SLFRF) for the Coachella UBI Program and Appropriation of funding

SECTION 2. The City Council hereby directs Coachella city staff to fully execute of the

agreement for administration and distribution of ARPA funds through the Mission Asset Fund (MAF) to eligible and limited to low- or moderate- income households living within the jurisdictional boundaries of the City.

SECTION 3. The City Council hereby appropriates \$1,008,000 (One million eight thousand dollars) in ARPA funding to the Coachella UBI Program and distributed according to the Agreement for Administration and Distribution of ARPA Funds through the Mission Asset Fund.

SECTION 4. The City Council hereby directs City Staff to continue to seek alternative grant based funding opportunities to enhance the appropriated ARPA.

PASSED, APPROVED and ADOPTED this 27th day of July 2022.

Steven A. Hernandez
Mayor

ATTEST:

Angela M. Zepeda
City Clerk

APPROVED AS TO FORM:

Carlos Campos
City Attorney

STATE OF CALIFORNIA)
COUNTY OF RIVERSIDE) ss.
CITY OF COACHELLA)

I HEREBY CERTIFY that the foregoing Resolution No. 2022-80 was duly adopted by the City Council of the City of Coachella at a regular meeting thereof, held on the 27th day of July 2022, by the following vote of Council:

AYES:

NOES:

ABSENT:

ABSTAIN:

Andrea J. Carranza, MMC
Deputy City Clerk

CITY OF COACHELLA
AGREEMENT FOR ADMINISTRATION AND DISTRIBUTION OF ARPA FUNDS THROUGH
MISSION ASSET FUND

This Agreement for the Administration and Distribution of American Rescue Plan Act ("ARPA") Funds (the "Agreement") is between the City of Coachella, a municipal corporation ("City"), and Mission Asset Fund, an independent legal entity and non-profit public benefit corporation ("MAF") and, together with the City, the "Parties"), and it is dated as of July 27, 2022 (the "Effective Date").

By signing this Agreement, the Parties agree to the following terms and conditions regarding the allocation, administration, and distribution of one million eight thousand dollars (\$1,008,000.00) of the City's American Rescue Plan Act Funds to low- or moderate-income households living in City of Coachella. As set forth herein, MAF will assist the City in administering and distributing the ARPA funds for the benefit of low- or moderate-income households in City of Coachella.

RECITALS

WHEREAS, the City, as a recipient of ARPA funds under State and Local Fiscal Recovery Funds ("SLFRF") program, may contract with subrecipients for the furnishing of such services to or for City or any Department thereof; and

WHEREAS, subrecipients under the SLFRF program are entities that receive a subaward from a recipient to carry out the purposes (program or project) of the SLFRF award on behalf of the recipient; and

WHEREAS, as a recipient of these funds, MAF is a subrecipient of SLFRF funds and must comply with all requirements regarding the use and reporting for expenditures of SLFRF funds; and

WHEREAS, since its emergence in early 2020, the COVID-19 pandemic has negatively impacted public health and the economy on a global scale, throughout the nation, and in City of Coachella; and

WHEREAS, the pandemic both caused and magnified negative impacts on residents of the City, particularly low- and moderate-income families, regarding public health, food and housing insecurity, childcare, among other areas; and

WHEREAS, although as of June 15, 2021 the State substantially lifted public health orders that had been in place limiting certain activities to mitigate the spread of COVID-19, the pandemic continues to pose risks to public health and the need to respond to those risks and to recover from the negative public health and economic impacts of the pandemic continues, in particular due to the recent surge in COVID-19 cases resulting from the highly contagious Omicron BA.4 and BA.5 variant; and

WHEREAS, accordingly, the Parties desire to enter into this Agreement for the provision of the services described herein.

TERMS

1. **Disbursement of Funds.** Upon execution of this Agreement by each of the Parties, the City will transmit to and deposit with MAF \$126,000 in ARPA funds on a quarterly basis for a two-year period, totaling \$1,008,000.

Following the initial allocation of \$126,000, future allocations will only be distributed to MAF after satisfying the reporting requirements detailed in Section 6 of this agreement.

The proceeds shall be distributed by MAF pursuant to the terms of this Agreement as cash assistance to low- or moderate-income households In City of Coachella of no more than four hundred dollars (\$400) each per month for up to 24 months.

To effectuate the provisions of this section, the City Manager shall have the authority to offset all, or any portion of the amount described in this section against amounts due to MAF, under this Agreement or any other agreement between MAF and the City.

2. **Eligibility.** Eligibility for cash assistance from MAF shall be limited to low- or moderate-income households living within the jurisdictional boundaries of the City as further described as follows:

- i. **Low- or Moderate-Income.** As defined by the US Department of The Treasury regarding disbursement of ARPA funds, low- or moderate-income households are those with an income at or below 300 percent of the Federal Poverty Guidelines for the size of the household based on the most recently published poverty guidelines. The income limit for 300 percent of the Federal Poverty Guidelines for a household of three is \$65,880 per year. MAF agrees that all households funded with the monies provided will have incomes that fall at or below 300 percent of the Federal Poverty Guidelines for the size of the household based on the most recently published poverty guidelines.

3. **Use of Unallocated Funds.** Upon written request by the City Manager, MAF shall promptly return any unused or undistributed ARPA Funds during the term of this Agreement to the City for possible redistribution to other federal ARPA eligible programs authorized by the City.

4. **Term of Agreement.** The term of this Agreement shall commence on the Effective Dale and shall terminate on December 31, 2024, unless earlier terminated by either Party or unless all APRA Funds have been earlier distributed by the Community Fund, as set forth in this Agreement ("Term").

5. **Services Provided by MAF.** MAF shall perform the fallowing services for the City under this agreement:

- a. Identify households to receive direct cash assistance based on families living in the City of Coachella who qualify as outlined in Section 2;
 - b. Receive from households information that confirms their status as low- or - moderate income families living in City of Coachella;
 - c. Timely notify households of their receipt of direct cash assistance;
 - d. Disburse direct cash assistance to qualifying low- or moderate-income households located within the jurisdictional boundaries of City of Coachella;
 - e. Refer households to MAF's additional financial services, including but not limited to Charlas Financieras ("financial chats"), online financial coaching, and credit- building loans.
 - f. Provide written reports to the City of Coachella as set forth below in Section 6 of this Agreement.
6. **Reporting Requirements.** MAF will provide the City of Coachella with quarterly summaries, in a format reasonably designated by the City, detailing **(a)** all applications received, processed, and approved; and **(b)** all amounts disbursed to qualifying households, including a breakdown of amounts distributed to qualifying households by geographic location within the City. In addition, the City reserves the right to require written reports from MAF, at reasonable intervals during the Term and for twelve (12) months thereafter, and in a format reasonably designated by the City, detailing, among other information, the receipts, use and disbursement of all ARPA Funds. MAF understands and agrees that the ARPA Funds are provided as a subaward of Local Fiscal Recovery Funds under ARPA; that MAF, as a subrecipient of the ARPA Funds, shall cooperate with the City to ensure compliance with ARPA and its implementing rules, regulations, reporting and recordkeeping requirements, including without limitation cooperation, as requested, in connection with the City's preparation of Interim Reports, Project and Expenditure Reports and Recovery Plan Performance Reports and any other reports required by the US Treasury.
7. **Single Audit Act Amendments of 1996 (Single Audit Act).** The Single Audit Act Amendments of 1996 (Single Audit Act) were enacted to streamline and improve the effectiveness of audits of federal awards expended by states, local governments, and not-for-profit entities, as well as to reduce audit burdens. Amendments include uniform administrative requirements, cost principles, and audit requirements for federal awards found in Chapter 2 of the Federal Acquisition Regulations, Part 200. Single Audits are required when a non-federal entity expends \$750,000 or more in federal funds in one year. Single Audits are performed by independent auditors and encompass both financial and compliance components.

The City of Coachella will be subject to future audits of these funds; the audits will be conducted by the City's external auditors and be reviewed by the Inspector General's Office or the Government Accountability Office. The key to withstanding any future audit will be the City's ability to provide sufficient and appropriate documentation regarding the use of State and Federal funds in response to COVID-19. MAF agrees to make any and all

supporting documentation available to the City within 15 working days of a request made by the City.

8. **Documentation and Record Retention.** The City of Coachella maintains City documents in accordance with the City's Records Management Policy and record retention schedule. The City and any subrecipient of Coronavirus Relief Funds must retain records for five years (5) after final payment is made and should be available on requests for audits. It should be noted that documents associated with this agreement could be subject to a Public Records Act request. If a request is made, the City will respond to the request in accordance with the City's Public Records Request Policy.
9. **Non-Discrimination Requirements for Grantees.** MAF agrees not to discriminate against any person seeking service or assistance because of race, color, creed, religion, national origin, sex, marital status, status in regard to public assistance, immigration status, membership or activity in a local commission, disability, sexual orientation, age, physical or mental disability.
10. **Indemnification.** Each Party shall Indemnify, defend, protect, hold harmless, and release the other, its officers, agents, representatives, insurers, employees, and servants from and against any and all claims, loss, proceedings, damages, causes of action, liability, costs, or expense (Including attorneys' fees and costs) arising from or in connection with, or caused by any act, omission, or negligence of such indemnifying Party or its agents, representatives, employees, servants, contractors, subcontractors, or invitees. The duty of a Party to Indemnify and hold harmless another Party shall not apply to injuries or damage for which such other Party has been found in a court of competent jurisdiction to be solely liable by reason of its own negligence or willful misconduct. The duty to indemnify and hold harmless set forth in this Section shall not be limited in any way by any limitation on the amount or type of damages or compensation payable to or for the indemnifying party under workers' compensation acts, disability benefit acts, or other employee benefit acts, and shall include the duty to defend as set forth in Section 2778 of the California Civil Code. This indemnity/hold harmless provision survives the Agreement.
11. **Assignment.** This Agreement is not assignable by a Party, either in whole or in part, without the express consent of each other Party in the form of a formal written amendment to this Agreement.
12. **Governing Law & Jurisdiction.** The validity of this Agreement and of its terms, the rights and duties of the Parties under this Agreement, the interpretation of this Agreement, the performance of this Agreement, and any other dispute of any nature arising out of this Agreement shall be governed by the laws of the State of California without regard to its choice of law or conflict of law rules. Any dispute arising out of this Agreement shall be venued either in Riverside County Superior Court or in the United States District Court for the Central District of California.
13. **Integration & Modification.** This Agreement supersedes any and all prior or contemporaneous agreements, representation, and understandings of or between the Parties,

and the Parties warrant that they are not relying on any such prior representations. The Parties understand and agree that the terms of this Agreement may not be altered, amended, modified, or otherwise changed in any respect or particular except by a writing duly executed by the Parties, or their respective authorized representative(s).

14. **Severability.** In the event that, at any time subsequent to the execution of this Agreement, any portion or provision of it is found to be illegal, invalid, unenforceable, non-binding or otherwise without legal force or effect, the remaining portion(s) will remain in force and be fully binding.
15. **Counterparts.** This Agreement may be executed in any number of counterparts, each of which will be deemed an original and all of which together will constitute a complete agreement. Moreover, this Agreement may be signed by electronic signature and copies of original signatures shall be treated the same as the originals.
16. **State and Local Fiscal Recovery Fund Subrecipient.** The monies referenced within this agreement represents a subaward of State and Local Fiscal Recovery (SLFRF) funds. As a recipient of these funds, MAF is a subrecipient of SLFRF funds and must comply will all requirements regarding the use and reporting for expenditures of SLFRF funds. MAF agrees to review and comply with the terms contained in the links provided in Attachments 1-3 for SLFRF-related documents detailing the compliance requirements for use of SLFRF funds as follows:
- a. Attachment 1: Department of Treasury Final Rule - Coronavirus State and Local Fiscal Recovery Funds
 - b. Attachment 2: Department of Treasury Overview of the Final Rule - Coronavirus State and Local Fiscal Recovery Funds
 - c. Attachment 3: Department of Treasury Compliance and Reporting Guidance - Coronavirus State and Local Fiscal Recovery Funds
 - d. And all other federal and state laws rules and regulations including those pertaining to providing funds to undocumented immigrants and all tax reporting requirements of the Internal Revenue Service. MAF agrees to be responsible for any fines, penalties and audit fees resulting from non-compliance with the items listed in this section.
14. Insurance.
- a. Time for Compliance. Consultant shall not commence work under this Agreement until it has provided evidence satisfactory to the City that it has secured all insurance required under this section. In addition, Consultant shall not allow any subconsultant to commence work on any subcontract until it has provided evidence satisfactory to the City that the subconsultant has secured all insurance required under this section. Failure to provide and maintain all required insurance shall be grounds for the City to terminate this Agreement for cause.

- b. Types of Insurance Required. As a condition precedent to the effectiveness of this Agreement for work to be performed hereunder, and without limiting the indemnity provisions of the Agreement, the Consultant, in partial performance of its obligations under such Agreement, shall procure and maintain in full force and effect during the term of the Agreement the following policies of insurance. If the existing policies do not meet the insurance requirements set forth herein, Consultant agrees to amend, supplement or endorse the policies to do so.
- i. **Commercial General Liability:** Commercial General Liability Insurance which affords coverage at least as broad as Insurance Services Office "occurrence" form CG 00 01, or the exact equivalent, with limits of not less than \$1,000,000 per occurrence and no less than \$2,000,000 in the general aggregate. Defense costs shall be paid in addition to the limits. The policy shall contain no endorsements or provisions (1) limiting coverage for contractual liability; (2) excluding coverage for claims or suits by one insured against another (cross-liability); (3) products/completed operations liability; or (4) containing any other exclusion(s) contrary to the terms or purposes of this Agreement.
 - ii. **Automobile Liability Insurance:** Automobile Liability Insurance with coverage at least as broad as Insurance Services Office Form CA 00 01 covering "Any Auto" (Symbol 1), or the exact equivalent, covering bodily injury and property damage for all activities with limits of not less than \$1,000,000 combined limit for each occurrence.
 - iii. **Workers' Compensation:** Workers' Compensation Insurance, as required by the State of California and Employer's Liability Insurance with a limit of not less than \$1,000,000 per accident for bodily injury and disease.
 - iv. **Professional Liability (Errors & Omissions):** Professional Liability insurance or Errors & Omissions insurance appropriate to Consultant's profession with limits of not less than \$1,000,000. Covered professional services shall specifically include all work to be performed under the Agreement and delete any exclusions that may potentially affect the work to be performed (for example, any exclusions relating to lead, asbestos, pollution, testing, underground storage tanks, laboratory analysis, soil work, etc.). If coverage is written on a claims-made basis, the retroactive date shall precede the effective date of the initial Agreement and continuous coverage will be maintained or an extended reporting period will be exercised for a period of at least five (5) years from termination or expiration of this Agreement.
- c. Insurance Endorsements. Required insurance policies shall contain the following provisions, or Consultant shall provide endorsements on forms approved by the City to add the following provisions to the insurance policies:
- i. **Commercial General Liability:** (1) Additional Insured: The City, its officials, officers, employees, agents, and volunteers shall be additional insureds with regard to liability and defense of suits or claims arising out of the performance of the Agreement. Additional Insured Endorsements shall not (1) be restricted to "ongoing operations"; (2) exclude "contractual

- liability"; (3) restrict coverage to "sole" liability of Consultant; or (4) contain any other exclusions contrary to the terms or purposes of this Agreement. For all policies of Commercial General Liability insurance, Consultant shall provide endorsements in the form of ISO CG 20 10 10 01 and 20 37 10 01 (or endorsements providing the exact same coverage) to effectuate this requirement. (2) Cancellation: Required insurance policies shall not be canceled or the coverage reduced until a thirty (30) day written notice of cancellation has been served upon the City except ten (10) days shall be allowed for non-payment of premium.
- ii. Automobile Liability: (1) Cancellation: Required insurance policies shall not be canceled or the coverage reduced until a thirty (30) day written notice of cancellation has been served upon the City except ten (10) days shall be allowed for non-payment of premium.
 - iii. Professional Liability (Errors & Omissions): (1) Cancellation: Required insurance policies shall not be canceled or the coverage reduced until a thirty (30) day written notice of cancellation has been served upon the City except ten (10) days shall be allowed for non-payment of premium. (2) Contractual Liability Exclusion Deleted: This insurance shall include contractual liability applicable to this Agreement. The policy must "pay on behalf of" the insured and include a provision establishing the insurer's duty to defend.
 - iv. Workers' Compensation: (1) Cancellation: Required insurance policies shall not be canceled or the coverage reduced until a thirty (30) day written notice of cancellation has been served upon the City except ten (10) days shall be allowed for non-payment of premium. (2) Waiver of Subrogation: A waiver of subrogation stating that the insurer waives all rights of subrogation against the City, its officials, officers, employees, agents, and volunteers.
- d. Primary and Non-Contributing Insurance. All policies of Commercial General Liability and Automobile Liability insurance shall be primary and any other insurance, deductible, or self-insurance maintained by the City, its officials, officers, employees, agents, or volunteers shall not contribute with this primary insurance. Policies shall contain or be endorsed to contain such provisions.
 - e. Waiver of Subrogation. All required insurance coverages, except for the professional liability coverage, shall contain or be endorsed to waiver of subrogation in favor of the City, its officials, officers, employees, agents, and volunteers or shall specifically allow Consultant or others providing insurance evidence in compliance with these specifications to waive their right of recovery prior to a loss. Consultant hereby waives its own right of recovery against City, and shall require similar written express waivers and insurance clauses from each of its subconsultants.
 - f. Deductibles and Self-Insured Retentions. Any deductible or self-insured retention must be approved in writing by the City and shall protect the City, its officials, officers, employees, agents, and volunteers in the same manner and to the same extent as they would have been protected had the policy or policies not contained a deductible or self-insured retention.

- g. Evidence of Insurance. The Consultant, concurrently with the execution of the Agreement, and as a condition precedent to the effectiveness thereof, shall deliver either certified copies of the required policies, or original certificates on forms approved by the City, together with all endorsements affecting each policy. Required insurance policies shall not be in compliance if they include any limiting provision or endorsement that has not been submitted to the City for approval. The certificates and endorsements for each insurance policy shall be signed by a person authorized by that insurer to bind coverage on its behalf. At least fifteen (15 days) prior to the expiration of any such policy, evidence of insurance showing that such insurance coverage has been renewed or extended shall be filed with the City. If such coverage is cancelled or reduced and not replaced immediately so as to avoid a lapse in the required coverage, Consultant shall, within ten (10) days after receipt of written notice of such cancellation or reduction of coverage, file with the City evidence of insurance showing that the required insurance has been reinstated or has been provided through another insurance company or companies.
- h. Acceptability of Insurers. Each such policy shall be from a company or companies with a current A.M. Best's rating of no less than A:VII and authorized to transact business of insurance in the State of California, or otherwise allowed to place insurance through surplus line brokers under applicable provisions of the California Insurance Code or any federal law.
- i. Enforcement of Agreement Provisions (non estoppel). Consultant acknowledges and agrees that actual or alleged failure on the part of the City to inform Consultant of non-compliance with any requirement imposes no additional obligation on the City nor does it waive any rights hereunder.
- j. Requirements Not Limiting. Requirement of specific coverage or minimum limits contained in this Section are not intended as a limitation on coverage, limits, or other requirement, or a waiver of any coverage normally provided by any insurance.
- k. Additional Insurance Provisions
- i. The foregoing requirements as to the types and limits of insurance coverage to be maintained by Consultant, and any approval of said insurance by the City, is not intended to and shall not in any manner limit or qualify the liabilities and obligations otherwise assumed by the Consultant pursuant to this Agreement, including but not limited to, the provisions concerning indemnification.
 - ii. If at any time during the life of the Agreement, any policy of insurance required under this Agreement does not comply with these specifications or is canceled and not replaced, City has the right but not the duty to obtain the insurance it deems necessary and any premium paid by City will be promptly reimbursed by Consultant or City will withhold amounts sufficient to pay premium from Consultant payments. In the alternative, City may cancel this Agreement.
 - iii. The City may require the Consultant to provide complete copies of all insurance policies in effect for the duration of the Project.

- iv. Neither the City nor any of its officials, officers, employees, agents or volunteers shall be personally responsible for any liability arising under or by virtue of this Agreement.
- v. The limits set forth herein shall apply separately to each insured against whom claims are made or suits are brought, except with respect to the limits of liability. Further the limits set forth herein shall not be construed to relieve the Consultant from liability in excess of such coverage, nor shall it limit the Consultant's indemnification obligations to the City and shall not preclude the City from taking such other actions available to the City under other provisions of the Agreement or law.
- vi. Consultant shall report to the City, in addition to Consultant's insurer, any and all insurance claims submitted by Consultant in connection with the Services under this Agreement.
- I. Insurance for Subconsultants. Consultant shall include all subconsultants engaged in any work for Consultant relating to this Agreement as additional insureds under the Consultant's policies, or the Consultant shall be responsible for causing subconsultants to purchase the appropriate insurance in compliance with the terms of these Insurance Requirements, including adding the City, its officials, officers, employees, agents, and volunteers as additional insureds to the subconsultant's policies. All policies of Commercial General Liability insurance provided by Consultant's subconsultants performing work relating to this Agreement shall be endorsed to name the City, its officials, officers, employees, agents and volunteers as additional insureds using endorsement form ISO CG 20 38 04 13 or an endorsement providing equivalent coverage. Consultant shall not allow any subconsultant to commence work on any subcontract relating to this Agreement until it has received satisfactory evidence of subconsultant's compliance with all insurance requirements under this Agreement, to the extent applicable. The Consultant shall provide satisfactory evidence of compliance with this section upon request of the City.

IN WITNESS WHEREOF, the Parties, by their duly authorized representatives, have signed Agreement as of the Effective Date set forth above.

CITY OF COACHELLA

MISSION ASSET FUND

By: _____
Dr. Gabriel Martin
City Manager,
City of Coachella

By: _____
Jose Quinonez
Founder & CEO,
Mission Asset Fund

Attest:

City Clerk

Approved as to Form:

Best Best & Krieger LLP
City Attorney

Attachment 1:

Department of Treasury Final Rule - Coronavirus State and Local Fiscal Recovery Funds:

Link:

<https://www.govinfo.gov/content/pkg/FR-2022-01-27/pdf/2022-00292.pdf>

Attachment 2:

Department of Treasury Overview of the Final Rule - Coronavirus State and Local Fiscal Recovery Funds

Link:

<https://home.treasury.gov/system/files/136/SLFRF-Final-Rule-Overview.pdf>

Attachment 3:

Department of Treasury Compliance and Reporting Guidance - Coronavirus State and Local Fiscal Recovery Funds

Link:

<https://home.treasury.gov/system/files/136/SLFRF-Compliance-and-Reporting-Guidance.pdf>



MAF's Immigrant Families Recovery Program

The Light at the End of the Tunnel

Over the last year, a generation-defining crisis destroyed the bedrock of hardworking families' financial lives. While millions lost jobs and income, immigrants were devastated and left out of the critical assistance they needed to weather the crisis. From the 2020 CARES Act to the 2021 American Rescue Plan, more than 11 million immigrants and their families were excluded from financial relief, with a two parent, two child immigrant family denied as much as \$11,400 in stimulus checks.

Today, as vaccines roll out and we begin to see the light at the end of the pandemic tunnel, that same light is much dimmer for immigrant families who have been repeatedly left out. When MAF stepped up to provide direct cash assistance to immigrant families, we saw a glimpse of the financial toll the crisis has wrought; In MAF's nationwide survey of 11,677 immigrants left out of relief, we found an 11-fold increase in the number of immigrants who have no income today compared to before the pandemic. For those who did report income, they shared that they are surviving on just 15% of what they made before the pandemic (<https://sforce.co/2QTGf1L>). The costs of exclusion are clear: Nearly four in 10 families were behind in rent and at risk of eviction (four times higher than the national average) and families were also twice as likely to not have enough to eat (Center on Budget and Policy Priorities). Even before the pandemic, 20% of immigrant families in Coachella lived in poverty (US Census). In a city where immigrants make up 39% of the population (US Census), the damage COVID-19 has wrought upon immigrant families is all too real, and all too devastating.

The ramifications of this exclusion will echo for years to come. Unpaid bills have added up to insurmountable debt burdens. Families are carrying balances on credit cards and taking out high cost predatory loans to make ends meet. Excluded from relief, millions of immigrant families are falling further behind, making the light at the end of the tunnel even dimmer.

Stepping Up

We know that financial security is foundational to every dream realized, and will be crucial, now more than ever, as families rebuild from the crisis. This is why, in 2022, MAF launched the Immigrant Families Recovery Program—an unprecedented new initiative to partner with immigrant families across the country to rebuild their financial lives. The \$30M fund will provide \$400 each month to 3,000 immigrant families for up to 24 months, including an estimated 140 to 200 families in the City of Coachella. MAF will partner with local organizations, like Lift to Rise, to conduct outreach to immigrant families with the most need and engage them in the program.

Like our COVID-19 relief work, MAF will anchor program participation in our financial equity framework. Eligibility will be based on equity, focusing on families with young children who have been excluded from federal relief and who are not receiving social safety net services, including the federal government's child tax credit expansion. By putting equity front and center, we'll be reaching families living at margins for whom this program could make the most difference.



The Immigrant Families Recovery Program will provide cash assistance, but will go far beyond that. We firmly believe that it will take true partnership and a wide breadth of resources for immigrant families to recover and rebuild from the COVID-19 devastation. Program participants will receive \$400 per month based on their payment preferences (e.g. direct deposit, checks) along with timely and relevant services to help families in their recovery: one-on-one financial coaching, group-based financial education, and self-advocacy training. All participants will receive regular emails with service offerings and offer the opportunity to sign up for as many as they feel is right for their lives.

As we establish the new program, we are working closely with families through preliminary surveys and interviews and conducting our own research to ensure that participation in the program does not jeopardize families' ability to access and use other public benefits.

From day one of the new program, we will be listening and learning what tools, resources, and policies—both within our own intervention and outside of it—are helping families rebuild. True to our values, we are designing a program evaluation in a way that puts people first. We are embedding quantitative and qualitative data collection into the program and service delivery in order to preserve the best possible (and least onerous) experience. This wide breadth of data, spanning program participant demographics, household cash flow, confidence, and policy context, among others, will enable us to analyze the arrays of strategies and factors that are helping families recover. Building on [our prior research](#), we will be publishing regular insights briefs, client stories, and program journals that uplift families' strategies and offer a community-centered approach to rebuilding. With the expanded federal child tax credit rolling out in the background, we'll be reporting real-time insights from our program to understand and compare the impact of cash, services, and partnership along a similar timeframe—and beyond.

Key Objectives

Understanding that the future will continue to present immense challenges for immigrant families, MAF is prepared to meet the moment and show up and do more for immigrant families. With the City of Coachella by our side, MAF will:

- **Help immigrant families recover faster:** Provide 140-200 immigrant families in the City of Coachella with \$400 per month for up to 24 months. Like MAF's Rapid Response Program, we will identify families using a financial equity lens, focusing on families with children, those who do not qualify for the expanded child tax credit, and families for whom \$400 per month could make a world of difference.
- **Empower with Information:** Each family participating in MAF's Immigrant Families Recovery Program will be offered one-on-one financial coaching, group-based financial education, and self-advocacy training. We believe that initiative and involvement will be an equally critical factor in helping families rebuild, and have designed these services with an intentional focus on accessibility, timeliness, and relevance.
- **Uplift learnings to the field:** MAF's Evaluation Team will engage in the crucial research and design work necessary to learn about families' recovery strategies, uplift their stories and insights in the field, helping to inform what successful interventions look like and push for policy change in real time.



Join Us

As the last year has reminded us, we are strongest together. The COVID-19 pandemic has made clear the urgent need to support equitable programs that uplift the financial lives of immigrant families in meaningful and relevant ways. Now more than ever, we need to show up and do better for those left behind. MAF's Immigrant Families Recovery Program takes the nationwide conversation about guaranteed income to the next level—creating real partnerships with immigrant families to understand what it will take to rebuild.

Standing with immigrant families as they rebuild from the financial devastation of the COVID-19 pandemic, and with the City of Coachella by our side, MAF will launch the Immigrant Families Recovery Program, using our learnings and insights to build a new program designed with low-income immigrant families in mind, and to advocate and organize our collective power for systemic change. Join us.

Proposed Budget:

Program Component	Option 1: Costs for 140 families	Option 2: Cost for 200 families	Notes
\$400 monthly disbursements	\$1,008,000	\$1,440,000	City of Coachella covers costs related to monthly disbursements for qualified families for up to 24 months
Training & family support	\$182,024	\$312,040	MAF covers staff and technology costs related to financial education, one-on-one coaching, self-advocacy trainings, other programs-related expenses
Evaluation	\$103,515	\$177,454	MAF covers staff and evaluation costs related to data collection, analysis, research consultants
Administration	\$107,997	\$185,138	MAF covers management and administrative costs
Total:	\$1,401,535	\$2,114,632	

Thanks to the support of a community of funders, all other costs associated with the program will be covered by MAF, and **100% of funding from the City of Coachella will go directly into the hands of immigrant families in the form of \$400 monthly disbursements.**



STAFF REPORT
7/27/2022

TO: Honorable Mayor and City Council Members

FROM: Carlos Campos, City Attorney

SUBJECT: Resolution No. 2022-81 approving an Agreement for Exchange of Real Property and Joint Escrow Instructions between the City of Coachella and Imperial Irrigation District to convey fee title of an approximately 3.37-acre electrical substation site located at 86-351 Avenue 52 (APN: 763-131-002) and convey a 30-foot public utility right-of-way over an abutting parcel (APN: 763-131-001), in exchange for an approximately 1.73-acre vacant parcel of land located at the southwest corner of 9th Street and Shady Lane (APN: 778-120-001).

STAFF RECOMMENDATION:

Staff recommends that the City Council adopt the attached resolution and authorize the City Manager to execute the attached Agreement for Exchange of Real Property and Joint Escrow Instructions with Imperial Irrigation District, subject to final revisions as approved by the City Manager in consultation with the City Attorney.

BACKGROUND:


On February 13, 2019, the City Council previously approved Resolution 2019-06 authorizing the execution of an Agreement for the Exchange of Real Property (the “Agreement”) among the City of Coachella, the Successor Agency to the Coachella Redevelopment Agency and Imperial Irrigation District (“IID”). This authorization is necessary to approve changes to the Agreement relating to the removal of the Successor Agency to the Coachella Redevelopment Agency (the “Successor Agency”) as a party to the Agreement. The Successor Agency has previously conveyed the Avenue 52 electrical substation site City, and the City intends to acquire the abutting parcel (APN: 763-131-001) from the Successor Agency which will permit the granting of the 30-foot public utility right-of-way over the abutting parcel. Once the conveyance of the abutting parcel by the Successor Agency to the City has occurred, the Successor Agency will no longer have an ownership interest in either of the subject properties to be exchanged with IID, and accordingly the Successor Agency has been removed as being a party to the Agreement for Exchange of Real Property and Joint Escrow Instructions with Imperial Irrigation District.

DISCUSSION/ANALYSIS:

Avenue 52 Substation Parcel:


The City of Coachella owns an approximately 3.37-acre parcel that has a public utilities “right-of-way” easement over the entire parcel for electrical substation purposes, granted in 1984 to IID. City staff has agreed to convey fee title of this land to IID, in exchange for a vacant parcel of land located at the southeast corner of 9th Street and Shady Lane.

Additionally, contingent on the City’s acquiring title to the adjoining lot to the west of the Avenue 52 substation site, the City is granting a 30-foot public utilities right-of-way easement over the adjoining lot. An exhibit of the Avenue 52 substation site and the proposed 30-foot right-of-way are shown on the exhibit below.



Shady Lane Parcel:

In consideration of the exchange of the substation parcel and the requested 30-foot right-of-way over the adjacent parcel, City staff negotiated a land exchange with IID for a surplus vacant 1.73-acre parcel at the southwest corner of 9th Street and Shady Lane that was previously used as an outdoor storage yard. The exhibit below shows an aerial photo of the parcel.



The short-term use of the above property is suitable for a public park, or urban plaza use where public art can be displayed. The parcel is within the “Pueblo Viejo Revitalization Plan” area and has a long-term potential for high-density urban housing. However, because the site is unimproved and the parcel may require soils remediation for development of any habitable structures, staff finds that there is a public interest in obtaining title to this property for a public use in the short term. The goal is to create an “art walk” connector that would link the “Shady Lane Mural” to the south with the “Coachella Walls Murals” along 6th Street to the north. Accordingly, staff negotiated this “land exchange” with IID as part of the conveyance of the IID Substation site with the added 30-foot right-of-way. Title is to vest as “City of Coachella” for the acquired 1.73-acre parcel.

CONCLUSIONS AND RECOMMENDATION:

City staff recommends adoption of the attached Resolution No. 2022-81 authorizing the City Manager to execute the attached Agreement for the Exchange of Real Property with IID, and take all necessary actions to facilitate the exchange of real property, subject to final revisions as approved by the City Manager in consultation with the City Attorney. This includes joint escrow instructions between the City of Coachella and IID to convey title to a 3.37-acre electrical substation site located at 86-351 Avenue 52 (APN: 763-131-002) and a 30-foot public utility right-of-way over an abutting parcel (APN: 763-131-001) in exchange for a 1.73-acre vacant parcel of land located at the southwest corner of 9th Street and Shady Lane (APN: 778-120-001).

FISCAL IMPACT:

There are minor fiscal impacts associated with the proposed Agreement in that the City of Coachella will be required to pay for real estate title insurance for the land exchange. However,

the City will gain a land asset that could be used for a public park in the short term, and possible future multifamily residential uses.

Attachments: Resolution No. 2022-72
Agreement for the Exchange of Real Property

RESOLUTION NO. 2022-81

A RESOLUTION OF THE CITY OF COACHELLA APPROVING AN AGREEMENT FOR EXCHANGE OF REAL PROPERTY AND JOINT ESCROW INSTRUCTIONS INCLUDING THE DISPOSITION OF INDUSTRIAL REAL PROPERTY LOCATED AT 86-351 AVENUE 52 (APN: 763-131-002) IN EXCHANGE FOR A 1.73 ACRE VACANT INDUSTRIAL PARCEL LOCATED AT THE SOUTHWEST CORNER OF 9TH STREET AND SHADY LANE (APN: 778-120-001).

WHEREAS, the City of Coachella ("City") owns property known as 86-351 Avenue 52 (APN 763-131-002) (the "Avenue 52 Parcel"), which has an existing electrical substation and wireless communications tower (the "Avenue 52 Electrical Substation"), and which said land is encumbered by a public utility right-of-way easement granted to Imperial Irrigation District ("IID") as of 1984, and

WHEREAS, IID desires to be granted a 30-foot right-of-way easement for the benefit of IID over the easterly portion of the adjoining lot (APN 763-131-001) (the "Adjacent Parcel" and 30-foot easterly portion, the "Easement Portion") for expansion of the Avenue 52 Electrical Substation, and

WHEREAS, the City expects to acquire or otherwise be transferred fee title to the Adjacent Parcel from the Successor Agency to the Coachella Redevelopment Agency (the "Successor Agency"), and

WHEREAS, IID wishes to convey to City a vacant 1.73-acre parcel located at the southwest corner of 9th Street and Shady Lane (APN: 778-120-001) (the "Shady Lane Parcel") which is surplus land previously used for outdoor storage, that is in need of soils remediation and suitable for a public purpose such as a public park or urban plaza, and

WHEREAS, the City is contemplating using the Shady Lane Parcel for a public park and "art walk" plaza; and,

WHEREAS, IID and City staff have negotiated an Agreement for the Exchange of Real Property to convey the Avenue 52 Parcel and a 30-foot right-of-way on the Adjacent Parcel for public utility easement purposes, in exchange for the conveyance of the Shady Lane Parcel (the "Agreement"), and

WHEREAS, the exchange of land contemplated by the Agreement for the Exchange of Real Property is contingent on the City's acquisition of the Adjacent Parcel from the Successor Agency; and

WHEREAS, IID and City are both "local agencies" as defined in the Surplus Land Act (Government Code section 54220 et seq.) (the "Act") and are therefore both subject to the Act, and

WHEREAS, the City previously approved substantially the same land exchange described herein pursuant to Resolution 2019-06; however, a new approval is necessary as the structure of the transaction has been revised to reflect that the Successor Agency is no longer a party to the exchange agreement.

NOW, THEREFORE BE IT RESOLVED by the City Council of the City of Coachella that the foregoing Recitals are true and correct and are hereby adopted by the City Council. Based on those Recitals, the City Council of the City of Coachella unanimously finds and declares as follows:

SECTION 1. The City Council hereby declares the Avenue 52 Parcel (APN 763-131-002) and the Easement Portion of the Adjacent Parcel (portion of APN 763-131-001) exempt surplus land pursuant to Sections 54221(f)(1)(C) and (D), because, respectively, they are being exchanged for IID’s Shady Lane Parcel (APN 778-120-001), which will be put to the City’s use, and the Avenue 52 Parcel and Easement Portion of the Adjacent Parcel are being transferred to IID, another local agency, for IID’s use.

SECTION 2. The City Council hereby approves the Agreement, substantially in the same form as attached hereto as **Exhibit A**, with such changes as may be approved by the City Manager in consultation with the City Attorney, and hereby designates and authorizes the City Manager to execute and deliver the Agreement on behalf of the City.

SECTION 3. The City Manager or designee is authorized to execute and deliver any and all documents necessary to complete the Agreement.

PASSED, APPROVED and ADOPTED this 27th day of July 2022.

Steven A. Hernandez
Mayor

ATTEST:

Angela M. Zepeda
City Clerk

APPROVED AS TO FORM:

Carlos Campos
City Attorney

STATE OF CALIFORNIA)
COUNTY OF RIVERSIDE) ss.
CITY OF COACHELLA)

I HEREBY CERTIFY that the foregoing Resolution No. 2022-81 was duly adopted by the City Council of the City of Coachella at a regular meeting thereof, held on the 27th day of July 2022, by the following vote of Council:

AYES:

NOES:

ABSENT:

ABSTAIN:

Andrea J. Carranza, MMC
Deputy City Clerk

AGREEMENT FOR THE EXCHANGE OF REAL PROPERTY

THIS AGREEMENT FOR THE EXCHANGE OF REAL PROPERTY AND JOINT ESCROW INSTRUCTIONS (this “**Agreement**”) is made as of this ____ day of _____, 2022 (“**Effective Date**”), by and between the CITY OF COACHELLA, a public body, corporate and politic (“**City**”), and IMPERIAL IRRIGATION DISTRICT, a California irrigation district organized under the California Irrigation District Law (California Water Code Section 20500 *et seq.*) (“**District**”). District and City are sometimes referred to herein individually as a “**Party**” and collectively as the “**Parties**.”

RECITALS

A. District is the owner of that certain vacant real property generally located at 9th Street and Shady Lane in the City of Coachella, County of Riverside, consisting of approximately 1.73 acres as more particularly described in Exhibit “A” attached hereto (“**District Property**”). The District Property shall be conveyed as required herein with utility easement reservations as determined necessary by District (“**Reserved Easements**”).

B. City is the owner of that certain real property generally located at 86-351 Avenue 52 in the City of Coachella, County of Riverside (APN 763-131-002), as more particularly described in Exhibit “B” attached hereto (“**City Property**”). City Property is currently encumbered by an easement to District for use as an electrical substation.

C. District desires to transfer the District Property to the City for governmental use, and City desires to transfer the City Property to the District for governmental use, pursuant to the terms and conditions of this Agreement.

NOW, THEREFORE, based upon the foregoing facts, in consideration of the mutual covenants and agreements contained in this Agreement, and for other good and valuable consideration, the receipt and sufficiency of which are hereby acknowledged, the Parties hereby agree as follows:

1. Transfer of Properties. Upon the satisfaction or waiver of all of the conditions precedent to the Close of Escrow set forth in Section 5 below, (a) District shall acquire the City Property from City, and (b) City shall acquire the District Property from District (the “**Exchange**”).

2. Escrow and Title.

2.1. Escrow Holder. The Exchange shall be consummated through an escrow (the “**Escrow**”) at Fidelity National Title Company, located at 4210 Riverwalk Parkway, Suite 100, Riverside, CA 92505, escrow officer Kimberly Gill (the “**Escrow Holder**”).

2.2. Title Company. Any title policies issued to City with respect to the District Property and to District with respect to the City Property, respectively, in connection with the Exchange shall be issued by Fidelity National Title Company, located at 4210 Riverwalk Parkway, Suite 100, Riverside, CA 92505, title officer Chris Scurti (the “**Title Company**”).

2.3. Escrow Instructions. Escrow shall be opened within three (3) days following the execution of this Agreement by delivery to Escrow and acceptance of this Agreement by Escrow Holder in writing. Escrow Holder shall open an Escrow for the consummation of the Exchange pursuant to the terms of this Agreement and this Agreement shall constitute the joint escrow instructions of the Parties to Escrow Holder. Upon Escrow Holder's receipt of the fully executed Agreement, Escrow Holder is authorized to act in accordance with the terms of this Agreement. District and City shall execute Escrow Holder's general escrow instructions upon request; provided, however, that if there is any conflict or inconsistency between such general escrow instructions and this Agreement, this Agreement shall control.

2.4. Definition of Close of Escrow. For purposes of this Agreement, the term "**Close of Escrow**" shall mean the time when Escrow Holder shall have recorded the Grant Deeds as set forth in Section 6.4.3.

2.5. Preliminary Title Report. Within (10) business days following the Effective Date, City and District shall cause the Escrow Holder to deliver a current preliminary title report for the City Property and the District Property to each entity at the addresses listed in Section 13.1. The preliminary title reports shall show the status of title to the respective properties as of the date of the preliminary title reports and be accompanied by copies of all documents referred to on Schedule B of the preliminary title reports (individually referred to as either the "**City Property Report**" or "**District Property Report**").

2.6. Reservation of Utility Easements. The Parties acknowledge that it is necessary for the grant of District Property to include a reservation of a portion thereof for the easements and rights of way of every kind or nature, including but not limited to express, prescriptive, merged or implied easements, easements and rights of way as existed before or after District acquired title, as used by District, as created by District, or as reserved by District, and whether of record or not, as set forth on Exhibit "A" attached hereto and made a part hereof.

3. District's Approval of Condition of Title; Due Diligence.

3.1. Review of Condition of Title. District shall have fifteen (15) days from the receipt of the City Property Report provided pursuant to Section 2.5 to give City and Escrow Holder written notice of its approval of the City Property Report or the disapproval of any title exception that is unacceptable to District. Those exceptions which District has approved on the City Property Report are hereinafter referred to as the "**City Property Permitted Exceptions.**" The City Property Permitted Exceptions shall exclude any delinquent taxes or any taxes due and payable prior to the Close of Escrow and/or any and all other monetary liens or encumbrances on the City Property.

3.2. City Property Title Insurance Policy. At the option of District, and upon District's request, at the Close of Escrow and as a condition thereto, the Title Company shall issue to District a policy of title insurance (the "**City Property Title Policy**") as to the City Property, containing the terms and provisions set forth in this Section 3.2. The City Property Title Policy shall be an ALTA Standard Coverage Owner's Policy of Title Insurance issued by the Title Company in an amount determined by District, showing fee simple title to the City Property vested in District, subject only to non-delinquent taxes and assessments, the City Property Permitted Exceptions, and such other matters as to which District may consent in writing. The premium for the City Property Title Policy and any costs in connection with the search and examination of title

and/or for the issuance of the City Property Report shall be paid by District. The City Property Title Policy shall be issued without reliance on any indemnity of City or any third party to induce Title Company to issue the City Property Title Policy, without the prior written consent of District. If District so elects and the Title Company agrees, the City Property Title Policy may include such endorsements as District may reasonably request; provided however that all such endorsements shall be issued at District's sole cost and expense. In addition, if District so elects and the Title Company agrees to issue an ALTA Extended Coverage Owner's Policy (2006 Form), the City Property Title Policy as defined above shall be an ALTA Extended Coverage Policy rather than a ALTA Standard Coverage Policy, with all other elements remaining the same; provided however that such ALTA Extended coverage shall be issued at District's sole cost and expense.

3.3. Due Diligence. Commencing on the Effective Date and for forty-five (45) days thereafter ("**Due Diligence Period**"), the District shall complete all of its due diligence investigations of the City Property to determine the suitability of the properties for the District, at District's sole cost and expense ("**Due Diligence Investigations**"). District shall rely solely and exclusively upon the results of its Due Diligence Investigations. City makes no representation or warranty to the District relating to the condition of the City Property or suitability of the City Property for any intended use by the District.

3.4. District's Right to Cancel. Until the expiration of the Due Diligence Period, District will have the unconditional right to cancel this Agreement by giving written notice to City and Escrow Holder of cancellation at or prior to the expiration of the Due Diligence Period. If District timely elects to cancel this Agreement, Escrow Holder will immediately cancel the escrow, and neither District nor City will have any further obligations under this Agreement, other than those obligations that expressly survive the termination of this Agreement.

3.5. Right of Entry. During the period from and after the Opening Date of Escrow and continuing until the Closing, District may enter upon the City Property upon at least forty-eight (48) hours prior written notice to City with City's representatives and agents for the purpose of examining the City Property, provided such examinations do not interfere with the activities of City on the City Property; provided, however, if District proposes to make any tests in connection with any environmental report or any other tests which involve drilling, boring or other similar intrusive or invasive action on or under the City Property, then District shall obtain City's written consent prior to making any such tests. District shall use care and consideration in connection with any of its examinations or tests and City shall have the right to be present during any examination of the City Property by District or its agents. District shall restore the City Property to its original condition after any and all tests and/or examinations. District shall indemnify and hold City harmless from any and all losses, liabilities, costs, claims, damages, judgments, actions, proceedings, penalties, liens or expenses of any kind or nature whatsoever resulting or arising from District or its representatives', contractors', employees' and/or agents' entry and activities upon the City Property, which obligation shall survive the expiration or earlier termination of this Agreement and the Close of Escrow. Prior to any entry upon the City Property by District or District's agents, contractors, subcontractors or employees and at all times prior to the Closing, District shall obtain and maintain commercial general liability insurance with a financially responsible insurance company covering the activities of District and District's agents, contractors, subcontractors and employees on or upon the City Property. The Parties expressly agree that nothing herein affects the easement rights currently held by District.

4. **City's Approval of Condition of Title; Due Diligence.**

4.1. **City's Review of Condition of Title.** City shall have fifteen (15) days from the receipt of the District Property Report to give District and Escrow Holder written notice of its approval of the District Property Report or the disapproval of any title exception that is unacceptable to City. Those exceptions which City has approved on the District Property Report are hereinafter referred to as the "**District Property Permitted Exceptions.**" The District Property Permitted Exceptions shall exclude any delinquent taxes or any taxes due and payable prior to the Close of Escrow and any other monetary liens or encumbrances on the District Property.

4.2. **District Title Insurance Policy.** At the option of the City, and upon the City's request, at the Close of Escrow and as a condition thereto, the Title Company shall issue to City a policy of title insurance (the "**District Property Title Policy**") as to all or part of the District Property, containing the terms and provisions set forth in this Section 4.2. The District Property Title Policy shall be an ALTA Standard Coverage Owner's Policy of Title Insurance issued by the Title Company in an amount determined by the City, showing fee simple title to the District Property, vested in City, subject only to non-delinquent taxes and assessments, the District Property Permitted Exceptions, and such other matters as to which City may consent in writing. The premium for the District Property Title Policy and any costs in connection with the search and examination of title and/or for the issuance of the District Property Report shall be paid by the City. The District Property Title Policy shall be issued without reliance on any indemnity of District or any third party to induce Title Company to issue the District Property Title Policy, without the prior written consent of City. If City so elects and the Title Company agrees, the District Property Title Policy may include such endorsements, respectively and as applicable, as City may reasonably request; provided however that all such endorsements shall be issued at City's sole cost and expense. In addition, if City so elects and the Title Company agrees to issue one or more ALTA Extended Coverage Owner's Policy (2006 Form), the "**District Property Title Policy**" as defined above shall be an ALTA Extended Coverage Policy rather than an ALTA Standard Coverage policies, with all other elements remaining the same; provided however that such extended ALTA Extended coverage shall be issued at the City's sole cost and expense.

4.3. **Due Diligence.** Commencing on the Effective Date and for forty-five (45) days thereafter ("**Due Diligence Period**"), the City shall complete all of its due diligence investigations of the District Property to determine the suitability of the properties for the City, at City's sole cost and expense ("**Due Diligence Investigations**"). City shall rely solely and exclusively upon the results of their respective Due Diligence Investigations. District makes no representation or warranty to the City relating to the condition of the District Property or suitability of the District Property for any intended use by City.

4.4. **City's Right to Cancel.** Until the expiration of the Due Diligence Period, City will have the unconditional right to cancel this Agreement by giving written notice to District and Escrow Holder of cancellation at or prior to the expiration of the Due Diligence Period. If City timely elects to cancel this Agreement, Escrow Holder will immediately cancel the escrow, and neither District nor City will have any further obligations under this Agreement, other than those obligations that expressly survive the termination of this Agreement.

4.5. **Right of Entry.** During the period from and after the Opening Date of Escrow and continuing until the Closing, City may enter upon the District Property upon at least forty-eight (48) hours prior written notice to District with District's representatives and agents for

the purpose of examining the District Property, provided such examinations do not interfere with the activities of District on the District Property; provided, however, if City proposes to make any tests in connection with any environmental report or any other tests which involve drilling, boring or other similar intrusive or invasive action on or under the District Property, then City shall obtain District's written consent prior to making any such tests. City shall use care and consideration in connection with any of its examinations or tests and District shall have the right to be present during any examination of the District Property by City or its agents. City shall restore the District Property to its original condition after any and all tests and/or examinations. City shall indemnify and hold District harmless from any and all losses, liabilities, costs, claims, damages, judgments, actions, proceedings, penalties, liens or expenses of any kind or nature whatsoever resulting or arising from City or its representatives', contractors', employees' and/or agents' entry and activities upon the District Property, which obligation shall survive the expiration or earlier termination of this Agreement and the Close of Escrow. Prior to any entry upon the District Property by City or its agents, contractors, subcontractors or employees and at all times prior to the Closing, each entity shall obtain and maintain commercial general liability insurance with a financially responsible insurance company covering the activities of their respective agents, contractors, subcontractors and employees on or upon the District Property.

5. Conditions Precedent to Close of Escrow.

5.1. District's Conditions. Each of the following shall constitute a condition precedent to the obligations of District to close the Escrow and may be waived only by a written waiver executed by District and delivered to City and to Escrow Holder:

5.1.1. Documents. The applicable documents described in Section 6.3.2 shall have been deposited in Escrow by City.

5.1.2. Title Policy. If requested by District, the Title Company shall be irrevocably committed to issue the City Property Title Policy upon the Close of Escrow.

5.1.3. No Material Change. As of the Close of Escrow, there shall be no material change in the City Property that would materially impair District's use or development of the City Property.

5.1.4. Representations and Warranties. All of City's representations and warranties as set forth herein shall be true as of the Close of Escrow.

5.1.5. No Default. City shall not be in material default hereunder. If District does not give Escrow Holder written notice of City's default, for purposes of this Section 5.1.5 only, City shall be deemed not to be in default hereunder, and Escrow Holder shall proceed with the Close of Escrow as though City were not in default. District's failure to give such notice to Escrow Holder shall not excuse performance by City of any obligation hereunder.

5.2. City's Conditions. Each of the following shall constitute a condition precedent to the obligations of City to close the Escrow and may be waived only by a written waiver executed by City and delivered to District and to Escrow Holder:

5.2.1. Documents. The applicable documents described in Section 6.3.1 shall have been deposited in Escrow by District.

5.2.2. Title Policy. If requested by City, the Title Company shall be irrevocably committed to issue the District Property Title Policy upon the Close of Escrow.

5.2.3. No Material Change. As of the Close of Escrow, there shall be no material change in the District Property that would materially impair City's use or development of the District Property.

5.2.4. Representations and Warranties. All of District's representations and warranties as set forth herein shall be true as of the Close of Escrow.

5.2.5. No Default. District shall not be in material default hereunder. If City does not give Escrow Holder written notice of District's default, for purposes of this Section 5.2.5 only, District shall be deemed not to be in default hereunder, and Escrow Holder shall proceed with the Close of Escrow as though District were not in default. City's failure to give such notice to Escrow Holder shall not excuse performance by District of any obligation hereunder.

6. Close or Cancellation of Escrow.

6.1. Closing Date.

6.1.1. Provided that this Agreement is not earlier terminated pursuant to the terms and provisions hereof and provided that all of the conditions precedent to the Close of Escrow have been satisfied or waived, the Parties agree that the Escrow shall close and Escrow Holder is instructed to close the Escrow on the date that is thirty (30) days after the expiration of all Due Diligence Periods (as defined in Section 3.3 and Section 4.3), (the "**Closing Date**"), unless extended as described in Section 6.1.2; provided however, that in no event shall the Closing Date be later than _____, 2022 ("**Outside Closing Date**"). Escrow Holder by closing the Escrow shall be deemed to have irrevocably committed to cause the Title Company to issue any requested District Property Title Policy and City Property Title Policy.

6.1.2. In the event that either Party believes it is necessary to extend the Closing Date, that Party shall have the right to unilaterally extend the Closing Date by ten (10) days by providing written notice to the other Party before the Closing Date. Each Party shall only be entitled to one unilateral extension. The Parties may subsequently extend the Closing Date only by written agreement of both Parties, except that in no event shall the Closing Date be later than the Outside Closing Date without the written agreement of both Parties.

6.1.3. In the event that the Close of Escrow fails to occur by the Outside Closing Date, and neither Party is in default of its obligations hereunder, then the Party for whose benefit the non-satisfied condition exists may cancel the Escrow by written notice to the other Party and to Escrow Holder. In the event that, due to an "**Event of Default**" by a "**Defaulting Party**" (as the quoted terms are defined in Section 9.1 below), the Close of Escrow fails to occur by the Outside Closing Date, then without waiving any rights or remedies which the non-Defaulting Party may have against the Defaulting Party under Section 9, the non-Defaulting Party may cancel the Escrow upon written notice to the Defaulting Party and to Escrow Holder. In the event that the non-Defaulting Party elects not to terminate this Agreement, then the non-Defaulting Party may pursue the remedies for such Event of Default as provided in Section 9.

6.2. Escrow Cancellation.

6.2.1. If, for any reason, the Escrow is cancelled pursuant to Section 6.1.3, Escrow Holder shall return to the Parties delivering same all instruments which are then held by Escrow Holder in connection with the Escrow.

6.2.2. If the Escrow is cancelled pursuant to Section 6.1.3 and neither Party is in default of its obligations hereunder, this Agreement shall be deemed to be terminated (with the exception of those provisions which expressly state that they are to survive such termination), and District and City shall each bear one-half (1/2) of the title and Escrow fee and cancellation charges, if any. In such event, neither Party shall be obligated to the other to close the Escrow hereunder.

6.2.3. If the Escrow is cancelled pursuant to Section 6.1.3 and District is the Defaulting Party, District shall pay the Escrow fee and cancellation charges.

6.2.4. If the Escrow is cancelled pursuant to Section 6.1.3 and City is the Defaulting Party, City shall pay the Escrow fee and cancellation charges.

6.3. Items to be Delivered into Escrow.

6.3.1. District. On or before one (1) business day prior to the Closing Date, District shall execute and deposit in Escrow the following:

(a) Immediately available funds in the amount of District's share of costs and prorations described in Sections 7.1;

(b) A fully executed grant deed conveying fee simple title to the District Property to the City (the "**District Grant Deed**"), in the form of Exhibit "C" attached hereto, in recordable form;

(c) A nonforeign transferor declaration (the "**Nonforeign Transferor Declaration**") in the form of Exhibit "E" attached hereto;

(d) A California state tax withholding certificate in accordance with the requirements of California Revenue and Taxation Code Sections 18805(d) and 26131 (California Form 593-W for Non-Individual Sellers and California Form 593-C for Individual Sellers), executed by District (the "**District California Tax Certificate**"); and

(e) Such other documents as may be reasonably required by Title Company or Escrow Holder in order to issue one or more of the District Property Title Policy, if requested by the City, or otherwise required to transfer the District Property to City in accordance with the terms of this Agreement.

6.3.2. City. On or before one (1) business day prior to the Closing Date, City shall execute and deposit in Escrow the following:

(a) Immediately available funds in the amount of City's share of costs and prorations described in Sections 7.2;

(b) A fully executed grant deed conveying fee simple title to the City Property to District (the “**City Grant Deed**”), in the form of Exhibit “D” attached hereto, in recordable form;

(c) A nonforeign transferor declaration (the “**Nonforeign Transferor Declaration**”) in the form of Exhibit “E” attached hereto;

(d) A California state tax withholding certificate in accordance with the requirements of California Revenue and Taxation Code Sections 18805(d) and 26131 (California Form 593-W for Non-Individual Sellers and California Form 593-C for Individual Sellers), executed by City (the “**City California Tax Certificate**”); and

(e) Such other documents as may be reasonably required by Title Company or Escrow Holder in order to issue the City Property Title Policy, if requested, or otherwise required to transfer the City Property to District in accordance with the terms of this Agreement.

6.4. Escrow Holder’s Instructions. At such time as the conditions precedent to the Close of Escrow have been satisfied or waived, Escrow Holder shall:

6.4.1. Collate the counterparts of the Exchange Agreement into two fully executed counterparts;

6.4.2. Date, as of the Close of Escrow, all instruments calling for a date;

6.4.3. Record the District Grant Deed and the City Grant Deed in the Official Records of Riverside County, California (“**Official Records**”);

6.4.4. Give City and District written notice that the Close of Escrow has occurred; and

6.4.5. Deliver to City the District Property Title Policy, and to District the City Property Title Policy, if so requested.

6.5. Post-Closing Matters. After the Close of Escrow, Escrow Holder shall deliver the following:

6.5.1. To City: A copy, as recorded, of the District Grant Deed for the District Property, the original Nonforeign Transferor Declaration executed by District, the original District California Tax Certificate executed by District, and plain copies of the Nonforeign Transferor Declaration and the City California Tax Certificate executed by City.

6.5.2. To District: A copy, as recorded, of the Grant Deed for the City Property, the original Nonforeign Transferor Declaration executed by City, the original City California Tax Certificate executed by City, and plain copies of the Nonforeign Transferor Declaration and the District California Tax Certificate executed by District.

6.6. IRS Form 1099-S. For purposes of complying with Section 6045 of the Internal Revenue Code, as amended by Section 1521 of the Tax Reform Act of 1986, Escrow Holder shall be deemed the “person responsible for closing the transaction,” and shall be

responsible for obtaining the information necessary to file and shall file within the time specified with the Internal Revenue Service Form 1099-S, “Statement for Recipients of Proceeds from Real Estate, Broker and Barter Exchange Transactions.”

7. Costs and Prorations.

7.1. Costs to be Paid by District. District shall pay the following costs:

7.1.1. The premium for the City Property Title Policy, if such policy is requested by District;

7.1.2. Property tax prorated to the Close of Escrow and documentary transfer taxes, if any, due with respect to the transfer of the District Property;

7.1.3. One-half (1/2) of the Escrow fee.

7.2. Costs to be Paid by City. City shall pay the following costs:

7.2.1. The premium for the District Property Title Policy, and to the extent applicable if one or more of such policies are requested by City;

7.2.2. Property tax prorated to the Close of Escrow and documentary transfer taxes, if any, due with respect to the transfer of the City Property;

7.2.3. One-half (1/2) of the Escrow fee.

8. Representations and Warranties; Covenants.

8.1. District’s Representations and Warranties. As a material inducement to City to enter into this Agreement, District makes the following covenants, representations, and warranties to City set forth in this Section 8.1 as of the date hereof and as of the Close of Escrow.

8.1.1. Property Owner. District is the owner of the District Property and has the right, power, and authority to transfer the same to City pursuant to this Agreement.

8.1.2. District’s Authority to Execute Agreement. District is a duly organized, validly existing public agency organized and existing under the laws of the State of California. Neither the execution and delivery of this Agreement nor the performance or consummation of the transactions contemplated by this Agreement will result in any breach of or constitute a default under or conflict with any agreement, covenant, law, regulation, ordinance, or obligation binding upon District. District has the legal right, power and authority to enter into this Agreement and all documents, instruments, or agreements referenced herein to be executed by District, and to consummate the transaction contemplated hereby. All individuals executing this Agreement and all other documents, instruments, or agreements required hereunder, on behalf of District, have the legal right, power, and actual authority to bind District to the terms and conditions hereof and thereof.

8.1.3. Compliance with Law. District has no knowledge and has received no notice (i) that the District Property is in violation of any applicable statutes, ordinances, and regulations, including those relating to environmental and health and safety requirements including those governing the storage, discharge, use, and cleaning of toxic or hazardous substances and materials; (ii) of any presently pending or threatened action or proceeding under any environmental or health and safety statutes, ordinances, or regulations; or (iii) of the existence of any present or pending order or directive of any city, county, state, or federal authority, or any agency thereof, requiring that any work or repair, maintenance, improvement, or pollution or contamination abatement be performed on the District Property.

8.1.4. No Litigation. There are no actions, suits, or proceedings of any kind or nature whatsoever, legal or equitable, pending or, to the best of District's knowledge, threatened against District or the District Property or relating to or arising out of the ownership, management, condition, or operation of the District Property, in any court or before or by any federal, state, county, or municipal department, commission, board, bureau, agency, or other governmental instrumentality.

8.1.5. No Mechanic's Liens. No work has been done upon, or materials delivered to, the District Property by or at the request of District, or with District's knowledge, which is not fully paid for, nor, to the best of District's knowledge, does any person, firm, or corporation now have, nor, to the best of District's knowledge, will it have upon the giving of any notice or passage of time or otherwise, any mechanic's or materialman's lien rights with respect to the District Property or any part or parcel thereof.

8.1.6. No Adverse Agreements. There are no adverse possessors, tenancies, or occupancy agreements affecting possession of the District Property, or any portion thereof, except as disclosed in this Agreement, nor has any option to purchase the District Property, or any portion thereof, been granted by District to any party. No party (other than the City pursuant to this Agreement) has the right to acquire the District Property.

8.1.7. No Bankruptcy Proceedings. District is not the subject of a bankruptcy, insolvency, or similar proceeding.

8.1.8. Environmental Status. To the best of District's knowledge, District warrants and represents to City that it is not aware that any release of Hazardous Materials has come to be located upon or under the District Property. Neither District nor, to the actual knowledge of District, without duty of inquiry, any third parties during the period of time the District Property has been owned by District have generated, handled, manufactured, stored, used, transported, or discharged any Hazardous Materials on, in, or under the District Property, the groundwater or any adjacent property. District is not aware of any underground storage tanks located on or under the District Property. As used herein, the term "Hazardous Materials" shall mean any toxic or hazardous substance, material or waste or any pollutant or contaminant or infectious or radioactive material, including but not limited to those substances, materials or wastes regulated now or in the future under any of the following statutes or regulations promulgated thereto: (1) any "hazardous substance" within the meaning of the Comprehensive Environmental Response, Compensation and Liability Act of 1980, as amended ("CERCLA") 42 U.S.C. Section 9601, *et seq.* or the California Hazardous Substance Account Act, Cal. Health and Safety Code Section 25300 *et seq.* or the Porter-Cologne Water Quality Act, Cal. Water Code Section 13000 *et seq.* or the Hazardous Materials Transportation Act, 49 U.S.C. Section 1801, *et seq.*; (2) any

“hazardous waste” within the meaning of the Resource Conservation and Recovery Act, 42 U.S.C. Section 6901 *et seq.*; or (3) any other substance, chemical, waste, toxicant, pollutant, or contaminant regulated by any federal, state, or local law, statute, rule, regulation, or ordinance for the protection of health or the environment, including, without limitation, any petroleum products or fractions thereof.

8.1.9. AS-IS. District acknowledges that District has inspected the City Property and made its own independent investigation of the City Property. District further acknowledges that it is acquiring the City Property “AS-IS,” in reliance solely on its own inspection of the City Property and on City’s representations and warranties as set forth herein.

8.2. City’s Representations and Warranties. As a material inducement to District to enter into this Agreement, City makes the following covenants, representations and warranties to District set forth in this Section 8.2 as of the date hereof and as of the Close of Escrow.

8.2.1. Property Owner. City is the owner of the City Property and has the right, power, and authority to transfer the same to District pursuant to this Agreement.

8.2.2. City’s Authority to Execute Agreement. City is a duly organized, validly existing public agency organized and existing under the laws of the State of California. Neither the execution and delivery of this Agreement nor the performance or consummation of the transactions contemplated by this Agreement will result in any breach of or constitute a default under or conflict with any agreement, covenant, law, regulation, ordinance, or obligation binding upon City. City has the legal right, power, and authority to enter into this Agreement and all documents, instruments or agreements referenced herein to be executed by agency, and to consummate the transaction contemplated hereby. All individuals executing this Agreement and all other documents, instruments, or agreements required hereunder, on behalf of City, have the legal right, power, and actual authority to bind City to the terms and conditions hereof and thereof.

8.2.3. Compliance with Law. City has no knowledge and has received no notice (i) that the City Property is in violation of any applicable statutes, ordinances, and regulations, including those relating to environmental and health and safety requirements including those governing the storage, discharge, use, and cleaning of toxic or hazardous substances and materials; (ii) of any presently pending or threatened action or proceeding under any environmental or health and safety statutes, ordinances, or regulations; or (iii) of the existence of any present or pending order or directive of any city, county, state, or federal authority, or any agency thereof, requiring that any work or repair, maintenance, improvement, or pollution or contamination abatement be performed on the City Property.

8.2.4. No Litigation. There are no actions, suits, or proceedings of any kind or nature whatsoever, legal or equitable, pending or, to the best of City’s knowledge, threatened against City or the City Property or relating to or arising out of the ownership, management, condition, or operation of the City Property, in any court or before or by any federal, state, county or municipal department, commission, board, bureau, city, or other governmental instrumentality.

8.2.5. No Mechanic’s Liens. No work has been done upon, or materials delivered to, the City Property by or at the request of City, or with City’s knowledge, which is not fully paid for, nor, to the best of City’s knowledge, does any person, firm or corporation now have,

nor, to the best of City's knowledge, will it have upon the giving of any notice or passage of time or otherwise, any mechanic's or materialman's lien rights with respect to the City Property or any part or parcel thereof.

8.2.6. No Adverse Agreements. There are no adverse possessors, tenancies, or occupancy agreements affecting possession of the City Property, or any portion thereof, except as disclosed in this Agreement, nor has any option to purchase the City Property, or any portion thereof, been granted by City to any party. No party (other than District pursuant to this Agreement) has the right to acquire the City Property.

8.2.7. No Bankruptcy Proceedings. City is not the subject of a bankruptcy, insolvency, or similar proceeding.

8.2.8. Environmental Status. To the best of City's knowledge, City warrants and represents to District that it is not aware that any release of Hazardous Materials has come to be located upon or under the City Property. Neither City nor, to the actual knowledge of City, without duty of inquiry, any third parties during the period of time the City Property has been owned by City have generated, handled, manufactured, stored, used, transported, or discharged any Hazardous Materials on, in or under the City Property, the groundwater or any adjacent property. City is not aware of any underground storage tanks located on or under the City Property. As used herein, the term "Hazardous Materials" shall mean any toxic or hazardous substance, material, or waste or any pollutant or contaminant or infectious or radioactive material, including but not limited to those substances, materials, or wastes regulated now or in the future under any of the following statutes or regulations promulgated thereto: (1) any "hazardous substance" within the meaning of the Comprehensive Environmental Response, Compensation and Liability Act of 1980, as amended ("CERCLA") 42 U.S.C. Section 9601, *et seq.* or the California Hazardous Substance Account Act, Cal. Health and Safety Code Section 25300 *et seq.* or the Porter-Cologne Water Quality Act, Cal. Water Code Section 13000 *et seq.* or the Hazardous Materials Transportation Act, 49 U.S.C. Section 1801, *et seq.*; (2) any "hazardous waste" within the meaning of the Resource Conservation and Recovery Act, 42 U.S.C. Section 6901 *et seq.*; or (3) any other substance, chemical, waste, toxicant, pollutant or contaminate regulated by any federal, state, or local law, statute, rule, regulation or ordinance for the protection of health or the environment, including, without limitation, any petroleum products or fractions thereof.

8.2.9. AS-IS. City acknowledges that City has inspected the District Property and made its own independent investigation of the District Property, and that the District is transferring the District Property to City in its "AS-IS" condition, in reliance solely on its own inspection of the District Property and on District's representations and warranties as set forth herein.

9. Default.

9.1. Events of Default. The failure of a Party (the "Defaulting Party") to perform any material act to be performed by such Party, to refrain from performing any material prohibited act, or to fulfill any condition to be fulfilled by such Party under this Agreement, or under any agreement referred to herein or attached hereto as an exhibit, within ten (10) days after written notice of such failure from the Non-Defaulting Party shall be an "Event of Default" by the Defaulting Party with respect to the Defaulting Party's obligations hereunder; provided, however, that if more than ten (10) days are reasonably required in order to cure such Event of

Default, then the Defaulting Party shall be entitled to a maximum of thirty (30) days to effect such cure, provided the Defaulting Party commences cure within such ten (10) day period and diligently proceeds to complete such cure within such thirty (30) day period.

9.2. Remedies. Upon the occurrence of any Event of Default by a Defaulting Party, the non-Defaulting Party shall have such rights or remedies available to it under this Agreement or at law or in equity.

10. Casualty Loss; Condemnation.

10.1. Notice Re Condemnation or Casualty; Election. In the event that, prior to the Close of Escrow, all or any portion of the District Property or City Property is taken or proposed to be taken as a result of the exercise or proposed exercise of the power of eminent domain (a “**Condemnation Action**”), or all or any portion of the District Property or City Property is damaged by earthquake, flood, or fire (a “**Casualty**”), then the Party that is the current property owner shall, within ten (10) days thereafter, give written notice of such Condemnation Action or Casualty to the other Party (“**Noticed Party**”). Such Noticed Party shall have thirty (30) days following receipt of such notice to elect in writing to accept or not to accept the District Property or City Property, as the case may be, subject to such Casualty or Condemnation Action. Failure of a Noticed Party to notify the other Party of its election within such thirty (30) day period shall be deemed an election not to accept the District Property or City Property, as the case may be, subject to such Casualty or Condemnation Action.

10.2. Termination of Agreement. In the event that a Noticed Party elects not to accept the District Property or City Property, as the case may be, subject to such Casualty or Condemnation Action as provided in Section 10.1, the Noticed Party shall cancel the Escrow by written notice to Escrow Holder and the Party that is the current property owner and this Agreement shall be deemed to be terminated (with the exception of those provisions which expressly state that they are to survive such termination), and District and City shall each bear one-half (1/2) of the Escrow fee and cancellation charges. In such event, neither Party shall be obligated to the other to close the Escrow hereunder.

10.3. Proceeds of Condemnation or Casualty Insurance. In the event that a Noticed Party elects to accept the District Property or City Property, as the case may be, subject to a Casualty or Condemnation Action pursuant to Section 10.1, then the Party owning the property shall assign to the Noticed Party all rights, causes of action, claims, benefits, payments, and awards arising from such Condemnation Action or Casualty (including, without limitation, any amount due from or paid by any insurance company or any other party as a result of the damage).

11. Possession. Possession of the District Property shall be delivered to City upon the Close of Escrow, subject only to the District Property Permitted Exceptions. Possession of the City Property shall be delivered to District upon the Close of Escrow, subject only to the City Property Permitted Exceptions.

12. Brokerage Commissions. Each Party warrants and represents to the other that no broker, finder, or other intermediary hired or employed by it is entitled to a commission, finder’s fee, or other compensation based upon the transaction contemplated hereby and each Party shall indemnify and hold harmless the other Party from and against any and all claims, liabilities, losses, damages, costs, and expenses (including, but not limited to, reasonable attorneys’ fees, court costs

and litigation expenses) caused by or arising out of the claim of any broker, finder, or other intermediary alleging to have been employed or hired by such Party to a commission, finder's fee, or other compensation based upon the transaction contemplated hereby. The obligations of District and City pursuant to this Section 12 shall survive beyond the Close of Escrow or if the Escrow is cancelled, beyond any termination of this Agreement.

13. Miscellaneous.

13.1. Notices. All notices or other communications between District and City required or permitted hereunder shall be in writing and personally delivered or sent by certified mail, return receipt requested and postage prepaid, sent by reputable overnight courier (such as Federal Express, UPS, or DHL), or transmitted by electronic facsimile transmission (with electronic confirmation of receipt), to the following addresses:

If to City: City of Coachella
1515 6th Street
Coachella, CA 92236
Attention: City Manager
Telephone No. (760) 398-3502
Fax No. (760) 398-5421

If to District: Imperial Irrigation District
333 East Barioni Boulevard, Bldg. J-1
P.O. Box 937
Imperial, CA 92251
Attention: General Manager
Telephone No.: (760) 339-9477
Fax No.: (760) 339-9392

with copies to:

Imperial Irrigation District
333 East Barioni Boulevard, Bldg. J-1
P.O. Box 937
Imperial, CA 92251
Attention: General Counsel
Telephone No.: (760) 339-9477
Fax No.: (760) 339-9392

Imperial Irrigation District
1699 West Main Suite, F
El Centro, CA 92243
P.O. Box 937
Imperial, CA 92251
Attention: Supervisor, Real Estate
Telephone No.: (760) 339-9239
Fax No.: (760) 482-3510

A notice shall be effective on the date of personal delivery if personally delivered before 5:00 p.m. or otherwise on the day following personal delivery, or when received, if transmitted by electronic facsimile transmission (with electronic confirmation of receipt), or two (2) business days following the date the notice is postmarked, if mailed, or on the day following delivery to the applicable overnight courier, if sent by overnight courier. Either Party may change the address to which notices are to be given to it by giving notice of such change of address in the manner set forth above for giving notice.

13.2. Time of the Essence. Time is of the essence for this Agreement and each and every term and provision hereof.

13.3. Interpretation; Governing Law. This Agreement shall be construed as if prepared by both Parties. This Agreement shall be construed, interpreted and governed by the laws of the State of California and the laws of the United States of America prevailing in California.

13.4. Severability. In the event that any phrase, clause, sentence, paragraph, section, article, or other portion of this Agreement shall become illegal, null or void, or against public policy, for any reason, or shall be held by any court of competent jurisdiction to be illegal, null or void, or against public policy, the remaining portions of this Agreement shall not be affected thereby and shall remain in force and effect to the full extent permissible by law.

13.5. Performance of Acts on Business Days. Unless specifically stated to the contrary, all references to days herein shall be deemed to refer to calendar days. In the event that the final date for payment of any amount or performance of any act hereunder falls on a Saturday, Sunday, or holiday, such payment may be made or act performed on the next succeeding business day.

13.6. Attorneys' Fees. In the event of any legal action or other proceeding between the Parties regarding this Agreement, any of the documents attached hereto as exhibits, the District Property or the City Property (an "**Action**"), the prevailing Party shall be entitled to the payment by the losing Party of its reasonable attorneys' fees, court costs, and litigation expenses, as determined by the court.

13.7. Post-Judgment Attorneys' Fees. The prevailing Party in any Action shall be entitled, in addition to and separately from the amounts recoverable under Section 13.6, to the payment by the losing Party of the prevailing Party's reasonable attorneys' fees, court costs, and litigation expenses incurred in connection with (a) any appellate review of the judgment rendered in such Action or of any other ruling in such Action, and (b) any proceeding to enforce a judgment in such Action. It is the intent of the Parties that the provisions of this Section 13.7 be distinct and severable from the other rights of the parties under this Agreement, shall survive the entry of judgment in any Action and shall not be merged into such judgment.

13.8. Further Assurances; Survival. Each Party will, whenever and as often as it shall be requested to do so by the other Party, execute, acknowledge and deliver, or cause to be executed, acknowledged, and delivered, any and all such further conveyances, assignments, approvals, consents, and any and all other documents and do any and all other acts as may be necessary to carry out the intent and purpose of this Agreement.

13.9. Entire Agreement; Amendments. This Agreement, together with the other written agreements referred to herein, is intended by the Parties to be the final expression of their agreement with respect to the subject matter hereof, and is intended as the complete and exclusive statement of the terms of the agreement between the Parties. As such, this Agreement supersedes any prior understandings between the Parties, whether oral or written. Any amendments to this Agreement shall be in writing and shall be signed by all Parties hereto.

13.10. No Waiver. A waiver by either Party hereto of a breach of any of the covenants or agreements hereof to be performed by the other Party shall not be construed as a waiver of any succeeding breach of the same or other covenants, agreements, restrictions or conditions hereof.

13.11. Assignment. Neither Party hereto shall assign its rights under this Agreement without the prior written consent of the other Party, which consent may be given or withheld in such Party’s sole discretion.

13.12. Binding Effect. This Agreement shall be binding upon and inure to the benefit of the Parties hereto and their respective heirs, representatives, successors, and permitted assigns.

13.13. Headings; Cross-References; Exhibits. The headings and captions used in this Agreement are for convenience and ease of reference only and shall not be used to construe, interpret, expand or limit the terms of this Agreement. All cross-references in this Agreement, unless specifically directed to another agreement or document, shall refer to provisions in this Agreement and shall not be deemed to be references to any other agreements or documents. Each of the exhibits attached to this Agreement is hereby incorporated into this Agreement by this reference.

13.14. Counterparts. This Agreement may be executed in two or more counterparts, each of which shall be deemed an original, but all of which together shall constitute one and the same document.

13.15. Special Condition. Notwithstanding any other term or provision to the contrary set forth in this Agreement, in no event shall this Agreement be interpreted to require a transfer of real property by either party unless the District Property and the City Property are deemed suitable for transfer by both Parties, and are actually transferred to the other Party under the terms of this Agreement at the Close of Escrow.

13.16. Incorporation of Recitals. The Recitals are hereby incorporated into this Agreement as if fully and completely rewritten.

13.17. List of Exhibits. The following exhibits are hereby incorporated by reference and are made a part of this Agreement.

- Exhibit A Legal Description of District Property
- Exhibit B Legal Description of City Property
- Exhibit C District Grant Deed

Exhibit D City Grant Deed

Exhibit E Non-Foreign Transferor Declaration

[Signatures Included on Following Page]

IN WITNESS WHEREOF, the Parties hereto have executed this Agreement on the date set forth opposite their respective signatures below.

CITY:

CITY OF COACHELLA, a public body,
corporate and politic

By: _____

Name: _____

Title: _____

Attest

By: _____
City Clerk

DISTRICT:

IMPERIAL IRRIGATION DISTRICT, a
California irrigation district organized under the
California Irrigation District Law, codified as
California Water Code Section 20500. *et seq.*

By: _____

Name: _____

Title: _____

Attest

By: _____
Secretary to the Board

ACCEPTANCE BY ESCROW HOLDER

Escrow Holder hereby acknowledges receipt of this fully executed Agreement on the _____ day of _____, 20____, and accepts the escrow instructions set forth herein.

ESCROW HOLDER:

FIDELITY NATIONAL TITLE COMPANY

By:_____

Name:_____

Title:_____

EXHIBIT "A"**Legal Description of District Property**

THE LAND REFERRED TO HEREIN BELOW IS SITUATED IN THE CITY OF COACHELLA, IN THE COUNTY OF RIVERSIDE, STATE OF CALIFORNIA, AND IS DESCRIBED AS FOLLOWS:

A PORTION OF LOT 9 OF COACHELLA LAND AND WATER COMPANY'S SUBDIVISION OF SECTION 5, TOWNSHIP 6 SOUTH, RANGE 8 EAST, S.B.B. & M., IN THE CITY OF COACHELLA, COUNTY OF RIVERSIDE, STATE OF CALIFORNIA, BOUNDED AS FOLLOWS:

BEGINNING AT THE MOST NORTHERLY CORNER OF SAID LOT 9 (INTERSECTION OF ROAD CENTER LINE) AND RUNNING THENCE SOUTH 53° 56' WEST ALONG THE NORTHWESTERLY LINE OF SAID LOT 9, 545.32 FEET; THENCE SOUTH 36° 41' EAST 233.47 FEET; THENCE NORTH 89° 56' EAST 303.71 FEET TO THE EAST LINE OF SAID LOT 9; THENCE NORTH 0° 3' EAST 510 FEET TO THE POINT OF BEGINNING.

EXCEPTING THEREFROM AND RESERVING UNTO THE GRANTOR HEREIN, AN EASEMENT AND RIGHT OF WAY IN THE NAME OF IMPERIAL IRRIGATION DISTRICT CONSISTING OF A STRIP OF LAND THIRTY (30) FEET IN WIDTH, THE CENTER OF WHICH IS THE CENTERLINE OF THE EXISTING TRANSMISSION AND DISTRIBUTION LINES AS NOW CONSTRUCTED WITHIN SAID LOT 9.

THE PURPOSE OF SAID EASEMENT AND RIGHT OF WAY IS FOR THE TRANSMISSION AND/OR DISTRIBUTION OF ENERGY AND/OR COMMUNICATIONS WHETHER OVERHEAD AND/OR UNDERGROUND AND APPURTENANCES THERETO, AS THEY MAY NOW EXIST OR AS THEY MAY HEREAFTER BE CONSTRUCTED, ENLARGED, MODIFIED OR RELOCATED; AND UNOBSTRUCTED PEDESTRIAN AND VEHICULAR INGRESS, EGRESS AND ACCESS THERETO TO FACILITATE THE PURPOSES OF SAID EASEMENT. ANY EXISTING OR PRIOR USE OF SAID EASEMENT AND RIGHT OF WAY SHALL NOT DETERMINE OR LIMIT THE EXTENT OF SAID EASEMENT AND RIGHT OF WAY GRANTED HEREIN. GRANTEE HAS THE RIGHT TO REQUIRE THE EASEMENT BE KEPT CLEAR FROM EXPLOSIVES, BUILDINGS, STRUCTURES, AND MATERIALS THAT GRANTEE CONSIDERS INCOMPATIBLE FOR WHICH THIS EASEMENT IS GRANTED, INCLUDING THE RIGHT TO KEEP THE RIGHT OF WAY FREE FROM BRUSH, WOOD GROWTH OR OBSTRUCTIONS WHICH MIGHT INTERFERE WITH USE OF THE EASEMENT OR BE DEEMED A HAZARD.

EXHIBIT “B”

Legal Description of City Property

1. Fee title interest in and to the following real property:

THE LAND REFERRED TO HEREIN BELOW IS SITUATED IN THE CITY OF COACHELLA IN THE COUNTY OF RIVERSIDE, STATE OF CALIFORNIA, AND IS DESCRIBED AS FOLLOWS:

PARCEL 23 OF PARCEL MAP NO. 25095, IN THE CITY OF COACHELLA, COUNTY OF RIVERSIDE, STATE OF CALIFORNIA, AS PER MAP RECORDED IN BOOK 165, PAGES 37 THROUGH 39 INCLUSIVE OF PARCEL MAPS, IN THE OFFICE OF THE COUNTY RECORDER OF SAID COUNTY.

APN: 763-131-002

2. A Public Utility Right of Way in and over the following real property:

THE LAND REFERRED TO HEREIN BELOW IS SITUATED IN THE CITY OF COACHELLA IN THE COUNTY OF RIVERSIDE, STATE OF CALIFORNIA, AND IS DESCRIBED AS FOLLOWS:

THE EASTERLY 30 FEET OF PARCEL 1 OF PARCEL MAP 16541, IN THE CITY OF COACHELLA, COUNTY OF RIVERSIDE, STATE OF CALIFORNIA, AS SHOWN BY MAP ON FILE IN BOOK 89, PAGES 12 AND 13 OF PARCEL MAPS, RIVERSIDE COUNTY RECORDS.

APN: 763-131-001

EXHIBIT "C"

District Grant Deed (Sample)

Recording Requested By
Imperial Irrigation District

And When Recorded Mail To:

City of Coachella
Attn: City Clerk
1515 6th Street
Coachella, CA 92236

Space Above This Line For Recorder's Use

APN: 778-120-001-6

Grant Deed

FOR VALUABLE CONSIDERATION, receipt of which is hereby acknowledged, IMPERIAL IRRIGATION DISTRICT, a California Irrigation District ("**Grantor**"), hereby GRANTS to THE CITY OF COACHELLA, a public body, corporate and politic ("**Grantee**"), that certain real property in the City of Coachella, County of Riverside, State of California, which is more particularly described on Exhibit "1" attached hereto (the "**Property**"), subject to: (i) all matters of record or that an accurate survey would disclose; and (ii) the reservation of rights and easements incorporated herein by reference.

IN WITNESS WHEREOF, the parties hereto have caused this Grant Deed to be executed as of the _____ day of _____, 20__.

IMPERIAL IRRIGATION DISTRICT

President

Secretary

NOTARY PUBLIC ACKNOWLEDGEMENT TO BE ATTACHED

CERTIFICATE OF ACCEPTANCE TO BE ATTACHED

Exhibit A to Exhibit C

Legal Description of Property

THE LAND REFERRED TO HEREIN BELOW IS SITUATED IN THE CITY OF COACHELLA, IN THE COUNTY OF RIVERSIDE, STATE OF CALIFORNIA, AND IS DESCRIBED AS FOLLOWS:

A PORTION OF LOT 9 OF COACHELLA LAND AND WATER COMPANY'S SUBDIVISION OF SECTION 5, TOWNSHIP 6 SOUTH, RANGE 8 EAST, S.B.B. & M., IN THE CITY OF COACHELLA, COUNTY OF RIVERSIDE, STATE OF CALIFORNIA, BOUNDED AS FOLLOWS:

BEGINNING AT THE MOST NORTHERLY CORNER OF SAID LOT 9 (INTERSECTION OF ROAD CENTER LINE) AND RUNNING THENCE SOUTH 53° 56' WEST ALONG THE NORTHWESTERLY LINE OF SAID LOT 9, 545.32 FEET; THENCE SOUTH 36° 41' EAST 233.47 FEET; THENCE NORTH 89° 56' EAST 303.71 FEET TO THE EAST LINE OF SAID LOT 9; THENCE NORTH 0° 3' EAST 510 FEET TO THE POINT OF BEGINNING.

EXCEPTING THEREFROM AND RESERVING UNTO THE GRANTOR HEREIN, AN EASEMENT AND RIGHT OF WAY IN THE NAME OF IMPERIAL IRRIGATION DISTRICT CONSISTING OF A STRIP OF LAND THIRTY (30) FEET IN WIDTH, THE CENTER OF WHICH IS THE CENTERLINE OF THE EXISTING TRANSMISSION AND DISTRIBUTION LINES AS NOW CONSTRUCTED WITHIN SAID LOT 9.

THE PURPOSE OF SAID EASEMENT AND RIGHT OF WAY IS FOR THE TRANSMISSION AND/OR DISTRIBUTION OF ENERGY AND/OR COMMUNICATIONS WHETHER OVERHEAD AND/OR UNDERGROUND AND APPURTENANCES THERETO, AS THEY MAY NOW EXIST OR AS THEY MAY HEREAFTER BE CONSTRUCTED, ENLARGED, MODIFIED OR RELOCATED; AND UNOBSTRUCTED PEDESTRIAN AND VEHICULAR INGRESS, EGRESS AND ACCESS THERETO TO FACILITATE THE PURPOSES OF SAID EASEMENT. ANY EXISTING OR PRIOR USE OF SAID EASEMENT AND RIGHT OF WAY SHALL NOT DETERMINE OR LIMIT THE EXTENT OF SAID EASEMENT AND RIGHT OF WAY GRANTED HEREIN. GRANTEE HAS THE RIGHT TO REQUIRE THE EASEMENT BE KEPT CLEAR FROM EXPLOSIVES, BUILDINGS, STRUCTURES, AND MATERIALS THAT GRANTEE CONSIDERS INCOMPATIBLE FOR WHICH THIS EASEMENT IS GRANTED, INCLUDING THE RIGHT TO KEEP THE RIGHT OF WAY FREE FROM BRUSH, WOOD GROWTH OR OBSTRUCTIONS WHICH MIGHT INTERFERE WITH USE OF THE EASEMENT OR BE DEEMED A HAZARD.

APN: 778-120-001-6

EXHIBIT "D"

City Grant Deed (Sample)

Recording Requested By:
City of Coachella

And When Recorded Mail To:

Imperial Irrigation District
Attn: Real Estate Section
P.O. Box 937
Imperial, CA 92251

Space Above This Line For
Recorder's Use

Parcel No. 763-131-002 & 763-131-001

Grant Deed

FOR VALUABLE CONSIDERATION, receipt of which is hereby acknowledged, THE CITY OF COACHELLA, a public body, corporate and politic ("**Grantor**"), hereby GRANTS to IMPERIAL IRRIGATION DISTRICT, a California Irrigation District ("**Grantee**"), the following real property parcel, and a right-of-way easement interest in land, in the City of Coachella, County of Riverside, State of California:

Legal Description attached hereto as Exhibit "A" and made a part hereof.

CITY OF COACHELLA

Gabriel Martin, City Manager

NOTARY PUBLIC ACKNOWLEDGEMENT TO BE ATTACHED

CERTIFICATE OF ACCEPTANCE TO BE ATTACHED

Exhibit A to Exhibit D

Legal Description of City Property

3. Fee title interest in and to the following real property:

THE LAND REFERRED TO HEREIN BELOW IS SITUATED IN THE CITY OF COACHELLA IN THE COUNTY OF RIVERSIDE, STATE OF CALIFORNIA, AND IS DESCRIBED AS FOLLOWS:

PARCEL 23 OF PARCEL MAP NO. 25095, IN THE CITY OF COACHELLA, COUNTY OF RIVERSIDE, STATE OF CALIFORNIA, AS PER MAP RECORDED IN BOOK 165, PAGES 37 THROUGH 39 INCLUSIVE OF PARCEL MAPS, IN THE OFFICE OF THE COUNTY RECORDER OF SAID COUNTY.

APN: 763-131-002

4. A Public Utility Right of Way in and over the following real property:

THE LAND REFERRED TO HEREIN BELOW IS SITUATED IN THE CITY OF COACHELLA IN THE COUNTY OF RIVERSIDE, STATE OF CALIFORNIA, AND IS DESCRIBED AS FOLLOWS:

THE EASTERLY 30 FEET OF PARCEL 1 OF PARCEL MAP 16541, IN THE CITY OF COACHELLA, COUNTY OF RIVERSIDE, STATE OF CALIFORNIA, AS SHOWN BY MAP ON FILE IN BOOK 89, PAGES 12 AND 13 OF PARCEL MAPS, RIVERSIDE COUNTY RECORDS.

APN: 763-131-001

Non-Foreign Transferor Declaration

TRANSFEROR’S CERTIFICATION OF NON-FOREIGN STATUS

Section 1445 of the Internal Revenue Code provides that a transferee of a U.S. real property interest must withhold tax if the transferor is a foreign person. For U.S. tax purposes (including Section 1445), the owner of a disregarded entity (which has legal title to a U.S. real property interest under local law) will be the transferor of the Property and not the disregarded entity. To inform _____

_____ (“**Transferee**”), the transferee of that certain real property described in Schedule “1” attached hereto and incorporated herein by this reference, that withholding of tax is not required upon the disposition of the above-referenced real property by _____, a public City (“**Transferor**”), the undersigned hereby certifies the following on behalf of the Transferor:

1. Transferor is not a foreign corporation, foreign partnership, foreign trust, foreign estate or foreign person (as those terms are defined in the Code and the Income Tax Regulations promulgated thereunder); and

2. Transferor’s taxpayer identification number is: _____; and

3. Transferor’s address is: _____.

The Transferor understands that this Certification may be disclosed to the Revenue Service by the Transferee and that any false statement contained herein could be punished by fine, imprisonment, or both.

The Transferor understands that the Transferee is relying on this Certification in determining whether withholding is required upon said transfer.

Under penalty of perjury I declare that I have examined this Certification and to the best of my knowledge and belief it is true, correct and complete, and I further declare that I have authority to sign this document on behalf of the Transferor.

Dated: _____, 20__

“TRANSFEROR”

By: _____

Name: _____

Title: _____



STAFF REPORT
7/27/2022

TO: Honorable Mayor and City Council Members

FROM: Gabriel Perez, Development Services Director

SUBJECT: Community Facilities District (CFD No. 2005-01) Annexation 34 – Villa Verde Apartments (Continued from July 13, 2022)

SPECIFICS:

- a) Adopt Resolution No. 2022-69 Determining the Validity of Prior Proceedings relating to Annexation of Property (Annexation No. 34) in the City of Coachella CFD No. 2005-01 (Law Enforcement, Fire and Paramedic Services).
- b) Adopt Resolution No. 2022-70 on Behalf of CFD No. 2005-01 Calling a Special Election within Annexation Area No. 34 (Villa Verde Apartment project – APN 768-250-002 and 768-300-001).
- c) Adopt Resolution No. 2022-71 Canvassing The Results of The Election Held Within CFD No. 2005-01 (Area No. 34)
- d) Introduce Ordinance No. 1197 on Behalf of CFD No. 2005-01 Authorizing the Levy of a Special Tax within Annexation Area No. 34 Annexed to Said District (1st Reading)

STAFF RECOMMENDATION:

Staff recommends that the City Council open the public hearing and take the following actions:

- 1) Adopt Resolution No. 2022-69 and Direct City Clerk to orally verify proof of publication of notices pursuant to Mello-Roos CFD Act of 1982, and confirm absence of any landowner protest;
- 2) Adopt Resolution No. 2022-70 Calling a Special Election.
- 3) Adopt Resolution No. 2022-71 Canvassing the Results of The Election within CFD No. 2005-01 (Annexation Area No. 34)
- 4) Introduce for 1st Reading, by title only, Ordinance No. 1197 Authorizing the Levy of a Special Tax within Annexation Area No. 34 Annexed to CFD No. 2005-01.

BACKGROUND:

On September 14, 2005 the City Council adopted Resolution No. 2005-93 establishing the City of Coachella Community Facilities District No. 2005-01 (Law Enforcement, Fire and Paramedic Services) pursuant to the Mello-Roos Community Facilities Act of 1982, as amended. The District and several annexations of territory have been established in the City of Coachella over the past 17 years. The annexation areas consist of new residential subdivisions and multifamily residential development projects.

On June 8, 2022 the City Council adopted Resolution No. 2022-53 stating its intention to annex certain property, consisting of Villa Verde Apartment project – APN 768-250-002 and 768-300-001 (“Annexation Area No. 34”) into the District pursuant to the Act. A copy of Resolution No. 2022-53, which includes a description and map of Annexation Area No. 34, the rate and method of apportionment and manner of collection of the special tax, are on file with the City Clerk.

DISCUSSION/ANALYSIS

Pursuant to the conditions of approval imposed on Architectural Review No. 19-06, which approved architectural plans for development of a two-story, 152-unit affordable housing development, the project site must be annexed into the City-wide Community Facilities District (CFD No. 2005-01). The City Council took the first step in this process by adopting a resolution of intention on June 8, 2022 (Resolution No. 2022-53) describing the property in question.

The resolution of intention affirmed the Annexation 34 Map, and the rate and method of tax collection for the annexed property. The CFD is collected through the annual property tax assessment rolls and, for this project, may be subject to a subsequent Agreement for deferral of assessments. There is currently two landowners and they have filed a “Petition and Waiver” with the City Clerk’s Office certifying their desire to create the District under shortened timelines. Attached for the City Council’s review and approval are the following resolutions and Ordinance action items:

Resolution 2022-69 of the City Council Determining the Validity of Prior Proceedings relating to Annexation of Property (Annexation 34) in the City of Coachella Community Facilities District No. 2005-01 (Law Enforcement, Fire and Paramedic Services).

Resolution 2022-70 of the City Council acting on Behalf of the City of Coachella Community Facilities District No. 2005-01 (Law Enforcement, Fire and Paramedic Services) Calling a Special Election within Annexation Area 34.

Resolution 2022-71 of the City Council acting on Behalf of the City of Coachella Community Facilities District No. 2005-01 (Law Enforcement, Fire and Paramedic Services) Canvassing the Results of the Election Held Within Annexation Area No. 34 Annexed to Said District.

Ordinance No. 1197 - An Ordinance of the City Council acting on Behalf of the City of Coachella Community Facilities District No. 2005-01 (Law Enforcement, Fire and

Paramedic Services) Authorizing the Levy of a Special Tax Within Annexation Area No. 34 Annexed to Said District (First Reading).

On the night of the public hearing, staff will provide the Mayor, or designee, with specific instructions on the necessary procedures and public announcements for conducting the above public hearings, and adopting the resolution and ordinance actions.

FISCAL IMPACT:

The attached resolutions and ordinance actions would pave the way to annex the Villa Verde Apartments site (Annexation No. 34) into the City-wide CFD which would collect an annual assessment that pays for Law Enforcement, Fire and Paramedic Services. The current rate and apportionment method would collect \$1,249.40 for every dwelling unit that is constructed within the developed multifamily residential project. Ultimately, these funds will be used to augment the operating costs for police, fire, and paramedic services in the City of Coachella.

ALTERNATIVES:

1. Adopt the attached resolutions and introduce Ordinance 1197 for 1st Reading, by title only.
2. Continue this item and provide staff with direction.
3. Take no action.

RECOMMENDED ALTERNATIVE(S):

Staff recommends alternative #1.

Attachments:

1. Resolution No. 2022-69
2. Resolution No. 2022-70
3. Resolution No. 2022-71
4. Ordinance No. 1197 (1st Reading)
5. Exhibit A - Rate and Method (CFD 2005-01)
6. Exhibit B - CFD Annexation Map 34

RESOLUTION NO. 2022-69

**RESOLUTION OF THE CITY COUNCIL OF THE CITY OF COACHELLA
DETERMINING THE VALIDITY OF PRIOR PROCEEDINGS RELATING
TO ANNEXATION OF PROPERTY (ANNEXATION NO. 34) INTO CITY
OF COACHELLA COMMUNITY FACILITIES DISTRICT NO. 2005-1
(LAW ENFORCEMENT, FIRE AND PARAMEDIC SERVICES)**

WHEREAS, the City Council (the “Council”) of the City of Coachella, California (the “City”), has heretofore adopted Resolution No. 2022-53 stating its intention to annex certain property, consisting of Villa Verde Apartments - APN 768-250-002 and 768-400-001 (“Annexation Area No. 34”), into City of Coachella Community Facilities District No. 2005-1 (Law Enforcement, Fire and Paramedic Services) (the “District”) pursuant to the Mello-Roos Community Facilities Act of 1982, as amended, (the “Act”); and

WHEREAS, a copy of Resolution No. 2022-69 incorporating a description and map of the proposed boundaries of Annexation Area No. 34, and setting forth the rate and method of apportionment and manner of collection of the special tax to be levied within Annexation Area No. 34, which will be used to finance a portion of the cost of providing law enforcement, fire and paramedic services that are in addition to those provided in the territory within Annexation Area No. 34, prior to the annexation of Annexation Area No. 34, respectively, to the District and do not supplant services already available within the territory of proposed to be included in Annexation Area No. 34, are on file with the City Clerk and incorporated herein by reference; and

WHEREAS, Resolution No. 2022-38 set July 13, 2022 as the date of the public hearing on the annexation of Annexation Area No. 34 to the District and this Council held the said public hearing as required by law; and

WHEREAS, the City Council on July 13, 2022 continued the public hearing on the annexation of Annexation Area No. 34 to the District to July 27, 2022 and this Council held the said public hearing as required by law; and

WHEREAS, at said hearing all persons not exempt from the special tax desiring to be heard on all matters pertaining to the annexation of Annexation Area No. 34 to the District were heard and a full and fair hearing was held; and

WHEREAS, at said hearings evidence was presented to the Council on said matters before it, and this Council at the conclusion of said hearings is fully advised in the premises;

NOW, THEREFORE, BE IT RESOLVED, BY THE CITY COUNCIL OF THE CITY OF COACHELLA AS FOLLOWS:

Section 1. Pursuant to Section 53325.1(b) of the Government Code, the Council finds and determines that the proceedings prior hereto were valid and in conformity with the requirements of the Act.

Section 2. Annexation Area No. 34 is hereby annexed into the District.

Section 3. The description and map of the boundaries of Annexation Area No. 34 on file in the City Clerk's office and as described in said Resolution No. 2022-69 and incorporated herein by reference, shall be the boundaries of Annexation Area No. 34. The map of the proposed boundaries of Annexation Area No. 34 has been recorded in the Office of the County Recorder of Riverside County, California in Book 70, page 95 of the Book of Maps of Assessments and Community Facilities Districts (Instrument Number 2007-0311095).

Section 4. Except where funds are otherwise available, there shall be levied annually in accordance with procedures contained in the Act, a special tax sufficient to finance a portion of the cost of providing law enforcement, fire and paramedic services that are in addition to those provided in the territory within Annexation Area No. 34 prior to the annexation thereof to the District and do not supplant services already available within the territory proposed to be included in Annexation Area No. 34. The rate and method of apportionment of the special tax and manner of collection is described in detail in Exhibit "A" attached hereto and incorporated herein by this reference. The special tax shall be utilized to pay for authorized services.

Section 5. Upon recordation of a notice of special tax lien pursuant to Section 3114.5 of the Streets and Highways Code, a continuing lien to secure each levy of the special tax shall attach to all real property in Annexation Area No. 34, and this lien shall continue in force and effect until the special tax obligation is canceled in accordance with law or until collection of the tax by the City ceases.

Section 6. Council finds that the proposed public services are necessary to meet the increased demand put upon the City as a result of the development within Annexation Area No. 25.

Section 7. The Council finds that there is not an ad valorem property tax currently being levied on property within Annexation Area No. 34 for the exclusive purpose of financing law enforcement, fire and paramedic services.

Section 8. Written protests against annexation of Annexation Area No. 34, or against the furnishing of specified services or facilities or the levying of a specified special tax within Annexation Area No. 34, have not been filed by fifty percent (50%) or more of the registered voters or property owners of one-half (1/2) or more of the area of land within Annexation Area No. 25.

Section 9. The Office of the City Manager, 1515 Sixth Street, Coachella, California 92236, (760) 398-3502, or its designee, is designated to be responsible for preparing annually a current roll of special tax levy obligations by assessor's parcel number and for estimating future special tax levies pursuant to Section 53340.1 of the Government Code.

Section 10. The City Clerk is directed to certify and attest to this Resolution and to take any and all necessary acts to call, hold, canvass and certify an election or elections on the levy of the special tax.

PASSED, APPROVED and ADOPTED this 27th day of July 2022.

Steven A. Hernandez
Mayor

ATTEST:

Angela M. Zepeda
City Clerk

APPROVED AS TO FORM:

Carlos Campos
City Attorney

STATE OF CALIFORNIA)
COUNTY OF RIVERSIDE) ss.
CITY OF COACHELLA)

I HEREBY CERTIFY that the foregoing Resolution No. 2022-69 was duly adopted by the City Council of the City of Coachella at a regular meeting thereof, held on the 27th day of July 2022, by the following vote of Council:

AYES:

NOES:

ABSENT:

ABSTAIN:

Andrea J. Carranza, MMC
Deputy City Clerk

EXHIBIT A
RATE AND METHOD OF APPORTIONMENT
OF SPECIAL TAX

RESOLUTION NO. 2022-70

**RESOLUTION OF THE CITY COUNCIL OF THE CITY OF COACHELLA
ACTING ON BEHALF OF CITY OF COACHELLA COMMUNITY
FACILITIES DISTRICT NO. 2005-1 (LAW ENFORCEMENT, FIRE AND
PARAMEDIC SERVICES) CALLING A SPECIAL ELECTION**

WHEREAS, the City Council (the “Council”) of the City of Coachella, California (the “City”), has heretofore adopted Resolution No. 2022-53 stating its intention to annex certain properties, consisting of Villa Verde Apartments - APN 768-250-002 and 768-400-001 (“Annexation Area No. 34”), into City of Coachella Community Facilities District No. 2005-1 (Law Enforcement, Fire and Paramedic Services) (the “District”) pursuant to the Mello-Roos Community Facilities Act of 1982, as amended, (the “Act”); and

WHEREAS, a copy of Resolution No. 2022-70 incorporating a description and map of the proposed boundaries of Annexation Area No. 34, and setting forth the rate and method of apportionment and manner of collection of the special tax to be levied within Annexation Area No. 34, which will be used to finance a portion of the cost of providing law enforcement, fire and paramedic services that are in addition to those provided in the territory within Annexation Area No. 34 prior to the annexation of Annexation Area No. 34, respectively, to the District and do not supplant services already available within the territory of proposed to be included in Annexation Area No. 34, are on file with the City Clerk and incorporated herein by reference; and

WHEREAS, on July 13, 2022, this Council continued the noticed hearing to July 27, 2022 and held the public hearing as required by law relative to the proposed annexation of Annexation Area No. 34 into the District; and

WHEREAS, at said hearing all persons not exempt from the special tax desiring to be heard on all matters pertaining to the annexation of Annexation Area No. 34 into the District were heard and a full and fair hearing was held; and

WHEREAS, at said hearing evidence was presented to this Council on said matters before it, and this Council at the conclusion of said hearing was and is fully advised in the premises; and

WHEREAS, this Council adopted its Resolution No. 2022-70 determining the validity of prior proceedings relating to such annexations; and

WHEREAS, the proposed special tax to be levied upon property within Annexation Area No. 34 to finance the above referenced public services has not been precluded by protest of the owners of one-half (1/2) or more of the area of land within Annexation Area No. 34; and

WHEREAS, this Council wishes to present to the respective qualified electors of Annexation Area No. 34 a proposition to levy special taxes on property within Annexation Area No. 34;

NOW, THEREFORE, BE IT RESOLVED, BY THE CITY COUNCIL OF THE CITY OF COACHELLA AS FOLLOWS:

Section 1. Pursuant to Government Code Section 53353.5, the Council hereby submits to the qualified electors of Annexation Area No. 34 a proposition (the “Proposition 34”) to levy special taxes on property within Annexation Area No. 34 in accordance with the rate and method specified in Resolution 2022-70 of the Council. The Proposition 34 is attached as hereto.

Section 2. A special election is hereby called for Annexation Area No. 34 on the Proposition 34 set forth in Section 1 above.

Section 3. The date of the special elections shall be on the 27th day of July, 2022. The voter ballots shall be returned to the City Clerk at 1515 Sixth Street, Coachella, California 92236, no later than 1:00 o’clock p.m. on July 27, 2022.

Section 4. The Council finds and determines that there were no registered voters residing within the territories of Annexation Area No. 34 at the time of the protest hearing and ninety (90) days prior thereto. The requirements of Section 53326 of the Government Code having been waived by the sole landowner or sole landowners, the ballot for the special election shall be mailed or hand delivered to the landowner or landowners within each of Annexation Area No. 34.

Section 5. Annexation Area No. 34 shall constitute a single election precinct for the purpose of holding said election.

Section 6. The Council hereby directs that the election be conducted by the City Clerk of the City of Coachella, as the elections official.

PASSED, APPROVED and ADOPTED this 27th day of July 2022.

Steven A. Hernandez
Mayor

ATTEST:

Angela M. Zepeda
City Clerk

APPROVED AS TO FORM:

Carlos Campos
City Attorney

STATE OF CALIFORNIA)
COUNTY OF RIVERSIDE) ss.
CITY OF COACHELLA)

I HEREBY CERTIFY that the foregoing Resolution No. 2022-70 was duly adopted by the City Council of the City of Coachella at a regular meeting thereof, held on the 27th day of July 2022, by the following vote of Council:

AYES:

NOES:

ABSENT:

ABSTAIN:

Andrea J. Carranza, MMC
Deputy City Clerk

RESOLUTION NO. 2022-71

**RESOLUTION OF THE CITY COUNCIL OF THE CITY OF COACHELLA
ACTING ON BEHALF OF CITY OF COACHELLA COMMUNITY
FACILITIES DISTRICT NO. 2005-1 (LAW ENFORCEMENT, FIRE AND
PARAMEDIC SERVICES) CANVASSING THE RESULTS OF THE
ELECTION HELD WITHIN ANNEXATION AREA NO. 34 ANNEXED TO
SAID DISTRICT.**

WHEREAS, the City Council of the City of Coachella, California (the “Council”) has previously conducted proceedings pertaining to the annexation of certain properties, consisting of Villa Verde Apartments - APN 768-250-002 and 768-400-001 (“Annexation Area No. 34”), into the City of Coachella Community Facilities District No. 2005-1 (Law Enforcement, Fire and Paramedic Services) (the “District”), the rate and method of apportionment of a special tax to finance a portion of the cost of providing certain public services, and the calling of an election in regard to the foregoing; and

WHEREAS, on July 27, 2022, an election was held within Annexation Area No. 34 regarding the rate and method of apportionment of the proposed special tax; and

WHEREAS, at such election the proposal for the rate and method of apportionment and manner of collection of the special tax for Annexation Area No. 34 was approved by the qualified electors of Annexation Area No. 34;

NOW, THEREFORE, BE IT RESOLVED, BY THE CITY COUNCIL OF THE CITY OF COACHELLA AS FOLLOWS:

Section 1. It is hereby determined that the election conducted within Annexation Area No. 34 was duly and validly conducted.

Section 2. The Council, acting as the legislative body of the District, is authorized to levy the special tax on behalf of the District, as specified in Resolution No. 2022-71 determining the validity of prior proceedings adopted by the City Council on July 27, 2022.

PASSED, APPROVED and ADOPTED this 27th day of July 2022.

Steven A. Hernandez
Mayor

ATTEST:

Angela M. Zepeda
City Clerk

APPROVED AS TO FORM:

Carlos Campos
City Attorney

STATE OF CALIFORNIA)
COUNTY OF RIVERSIDE) ss.
CITY OF COACHELLA)

I HEREBY CERTIFY that the foregoing Resolution No. 2022-71 was duly adopted by the City Council of the City of Coachella at a regular meeting thereof, held on the 27th day of July 2022, by the following vote of Council:

AYES:

NOES:

ABSENT:

ABSTAIN:

Andrea J. Carranza, MMC
Deputy City Clerk

ORDINANCE NO. 1197

ORDINANCE OF THE CITY COUNCIL OF THE CITY OF COACHELLA ACTING AS THE LEGISLATIVE BODY OF CITY OF COACHELLA COMMUNITY FACILITIES DISTRICT NO. 2005-1 (LAW ENFORCEMENT, FIRE AND PARAMEDIC SERVICES) AUTHORIZING THE LEVY OF A SPECIAL TAX WITHIN ANNEXATION AREA NO. 34 ANNEXED TO SAID DISTRICT

WHEREAS, on April 13, 2022, the City Council (the “Council”) of the City of Coachella, California (the “City”), adopted Resolution No. 2022-53 stating its intention to annex certain properties, consisting of Villa Verde Apartments - APN 768-250-002 and 768-400-001 (“Annexation Area No. 34”), into City of Coachella Community Facilities District No. 2005-1 (Law Enforcement, Fire and Paramedic Services) (the “District”) pursuant to the Mello-Roos Community Facilities Act of 1982, as amended, (the “Act”); and

WHEREAS, notice was published as required by law relative to the intention of the Council to annex Annexation Area No. 34 into the District; and

WHEREAS, on July 13, 2022 this Council continued the noticed public hearing to July 27, 2022 and held the public hearing as required by law relative to the determination to proceed with the annexation of Annexation Area No. 34 into the District and the rate and method of apportionment and manner of collection of the special tax to be levied within Annexation Area No. 34 to finance certain public services; and

WHEREAS, at said hearing all persons desiring to be heard on all matters pertaining to the annexation of Annexation Area No. 34 were heard and a full and fair hearing was held; and

WHEREAS, the Council subsequent to said hearing adopted Resolution No. 2022-69 determining the validity of prior proceedings relative to the annexation of Annexation Area No. 34, annexed Annexation Area Nos. 34, into the District and authorized the levy of a special tax within Annexation Area No. 34; and

WHEREAS, the Council subsequent to said hearing adopted Resolution No. 2022-70 which called an election within Annexation Area No. 34, for July 27, 2022 on the proposition of levying a special tax; and

WHEREAS, on July 27, 2022 an election was held within Annexation Area No. 34, in which the eligible electors approved by more than two-thirds vote the proposition of levying a special tax;

NOW, THEREFORE, BE IT ORDAINED, BY THE CITY COUNCIL OF THE CITY OF COACHELLA AS FOLLOWS:

Section 1. A special tax is levied within the boundaries of Annexation Area No. 34, pursuant to the formula set forth in Exhibit “A” attached hereto and incorporated by reference in an amount necessary to finance a portion of the cost of providing law enforcement, fire and

paramedic services that are in addition to those provided in the territory within Annexation Area No. 34 prior to the annexation of Annexation Area Nos. 34, respectively, into the District.

Section 2. This legislative body is hereby further authorized each year, by resolution adopted as provided in section 53340 of the Act, to determine the specific special tax rate and amount to be levied for the next fiscal year, except that the special tax rate to be levied shall not exceed the maximum rate set forth in Exhibit “A.”

Section 3. All of the collections of the special tax shall be used as provided for in the Act and Resolution No. 2022-69 of the Council.

Section 4. The above authorized special tax shall be collected in the same manner as ordinary ad valorem taxes are collected and shall be subject to the same penalties and the same procedure and sale in cases of delinquency and provided for ad valorem taxes.

Section 5. The Mayor shall sign this ordinance and the City Clerk shall attest to such signature. The City Clerk is directed to cause the title and summary or text of the this ordinance, together with the vote thereon, to be published within fifteen (15) days after its passage at least once in a newspaper of general circulation published and circulated within the territorial jurisdiction of the City, and to post at the main office of the City a certified copy of the full text of the adopted ordinance along with the names of the Council Members voting for and against the ordinance.

Section 6. This ordinance relating to the levy of the special tax takes effect and shall be in force from and after 30 days from the date of final passage. A copy of this ordinance shall be transmitted to the Clerk of the Board of Supervisors of Riverside County, the Assessor and the Treasurer-Tax Collector of Riverside County.

PASSED, APPROVED AND ADOPTED at a regular meeting of the City Council of the City of Coachella on this 27th day of July 2022 by the following vote:

AYES:

NOES:

ABSENT:

ABSTAIN:

Steven Hernandez, Mayor

ATTEST:

Andrea Carranza, Deputy City Clerk

APPROVED AS TO FORM:

Carlos Campos, City Attorney

STATE OF CALIFORNIA)
COUNTY OF RIVERSIDE) SS
CITY OF COACHELLA)

I, Andrea Carranza, Deputy City Clerk of the City of Coachella do hereby certify that the foregoing is a true and correct copy of an ordinance, being Ordinance No. 1197 duly passed and adopted at regular meeting of the City Council of the City of Coachella, California held on the 27th day of July 2022.

By: _____
Andrea Carranza, Deputy City Clerk

EXHIBIT A

RATE AND METHOD OF APPORTIONMENT

NOTICE OF ADOPTION OF ORDINANCE NO. 1197

NOTICE IS HEREBY GIVEN that on July 27, 2022, at the Council Chambers of the City of Coachella, 1515 Sixth Street, Coachella, California 92236, the City Council of the City of Coachella, in its capacity as the legislative body of the City of Coachella Community Facilities District No. 2005-1 (Law Enforcement, Fire and Paramedic Services), held a public hearing and adopted Ordinance No. 1197. A summary of Ordinance No. 1197 follows and is marked as Exhibit "A". At said time and place the testimony of all interested persons or taxpayers for or against said ordinance was heard.

Ordinance No. 1197 was adopted by the following vote:

AYES:

NOES:

ABSTAIN:

ABSENT:

By: Andrea Carranza, Deputy City Clerk
City of Coachella

Dated: June 1, 2022

EXHIBIT “A”

**BEFORE THE CITY COUNCIL OF THE CITY OF COACHELLA IN ITS
CAPACITY AS THE LEGISLATIVE BODY OF THE CITY OF COACHELLA
COMMUNITY FACILITIES DISTRICT NO. 2005-1 (LAW ENFORCEMENT, FIRE
AND PARAMEDIC SERVICES)**

IN THE MATTER OF Authorizing) **ORDINANCE NO. 1197 SUMMARY**
the Levy of a Special Tax Within)
Annexation Area No. 34 Annexed)
to City of Coachella Community)
Facilities District No. 2005-1 (Law)
Enforcement, Fire and Paramedic)
Services))

The ordinance authorizes the levy of an annual special tax within Annexation Area No. 34 annexed to City of Coachella Community Facilities District No. 2005-1 (Law Enforcement, Fire and Paramedic Services) (the “District”), collected in the same manner as ordinary ad valorem taxes, in an amount necessary to finance a portion of the cost of providing law enforcement, fire and paramedic services that are in addition to those provided in the territory within Annexation Area Nos. 34, prior to the annexation of Annexation Area Nos. 34, respectively, to the District, which is necessary to meet increased demands placed upon the City as a result of development or rehabilitation occurring within Annexation Area No. 34.

By: Andrea Carranza, Deputy City Clerk
City of Coachella

Dated: August 1, 2022

**RATE AND METHOD OF APPORTIONMENT FOR
CITY OF COACHELLA COMMUNITY FACILITIES DISTRICT NO. 2005-1
(LAW ENFORCEMENT, FIRE AND PARAMEDIC SERVICES)**

A Special Tax as hereinafter defined shall be levied on all Assessor's Parcels in Community Facilities District No. 2005-1 of the City of Coachella (the "CFD") and collected each Fiscal Year commencing in Fiscal Year 2006-07, in an amount determined by the City Council of the City of Coachella, through the application of the Rate Method of Apportionment as described below. All of the real property in the CFD, unless exempted by law or by the provisions hereof, shall be taxed for the purposes, to the extent and in the manner herein provided.

A. DEFINITIONS

The terms hereinafter set forth have the following meanings:

"Act" means the Mello-Roos Community Facilities Act of 1982, as amended, being Chapter 2.5, Division 2 of Title 5 of the Government Code of the State of California.

"Assessor's Parcel" means a lot or parcel shown in an Assessor's Parcel Map with an assigned Assessor's parcel number.

"Assessor's Parcel Map" means an official map of the County Assessor of the County designating parcels by Assessor's parcel number.

"CFD Administration" means an official of the City, or designee thereof, responsible for providing for the levy and collection of the Special Taxes.

"CDF" means City of Coachella Community Facilities District No. 2005-1 (Law Enforcement, Fire and Paramedic Services).

"City" means the City of Coachella.

"City Council" means the City Council of the City.

"Commercial or Industrial Property" means for each Fiscal Year, property for which a building permit for new construction of a commercial or industrial use building has been issued.

"County" means the County of Riverside.

"Developed Multi-Family Residential Property" means for each Fiscal Year, all Taxable Property for which a building permit for new construction of a multi-family dwelling with four or more units was issued prior to June 30 of the prior Fiscal Year, exclusive of property for which the property owner pays Transient Occupancy Taxes or the property owner has entered into an agreement with the City pursuant to which such property owner pays Transient Occupancy Taxes.

“Developed Property” means for each Fiscal Year, all Developed Multi-Family Residential Property and Developed Single-Family Residential Property.

“Developed Single-Family Residential Property” means for each Fiscal Year, all Taxable Property for which a building permit new construction of a single-family dwelling unit was issued prior to June 30 of the prior Fiscal Year.

“Fiscal Year” means the period starting July 1 and ending on the following June 30.

“Resolution of Formation” means the resolution adopted by the City as authorized by Section 53325.1 of the California Government Code.

“Special Tax” means the special tax to be levied in each Fiscal Year on each Assessor’s Parcel Taxable Property.

“State” means the State of California.

“Taxable Property” means all the Assessor’s Parcels within the boundaries of the CFD which are not exempt from the Special Tax pursuant to law or Section E below.

“Transient Occupancy Taxes” means those transient occupancy taxes payable to the City pursuant to Ordinance.

“Undeveloped Property” means, for each Fiscal Year, all Assessor’s Parcels not classified as Developed Property or Commercial or Industrial Property.

B. ASSIGNMENT TO LAND USE CLASSES

Each Fiscal Year, all Taxable Property within the CFD classified as Developed Single-Family Residential Property or Developed Multi-Family Residential Property shall be subject to Special Taxes in accordance with the rate and method of apportionment determined pursuant to Sections C and D below.

C. MAXIMUM SPECIAL TAX

1. Developed Single-Family Residential Property

- a. Maximum Special Tax
The 2005-06 thru 2014-15 Maximum Special Tax for each Assessor’s Parcel classified as Developed Single-Family Residential Property shall be \$663.00 for Police Services and \$405.00 for Fire/Paramedic Services.
- b. Increase in the Maximum Special Tax
On each July 1, commencing on July 1, 2015, the Maximum Special Tax shall be increased by an amount equal to the percentage increase in the U.S. Department of Labor Statistics, Consumer Price Index, for Los Angeles-Riverside-Orange County, California, for the 12

month period ending the preceding December 31, of the amount in effect for the previous Fiscal Year.

2. Developed Multi-Family Residential Property

a. Maximum Special Tax

The 2005-06 thru 2014-15 Maximum Special Tax for each Assessor’s Parcel classified as Developed Multi-Family Residential Property shall be \$663.00 for Police Services and \$405.00 for Fire/Paramedic Services multiplied by the number of separate dwelling units applicable to such Assessor’s Parcel.

b. Increase in the Maximum Special Tax

On each July 1, commencing on July 1, 2015, the Maximum Special Tax shall be increased by an amount equal to the percentage increase in the U.S. Department of Labor Statistics, Consumer Price Index, for Los Angeles-Riverside-Orange County, California, for the 12 month period ending the preceding December 31, of the amount in effect for the previous Fiscal Year.

D. METHOD OF APPORTIONMENT OF THE SPECIAL TAX

Commencing with Fiscal Year 2005-06 and for each following Fiscal Year, the City Council shall levy the Special Tax at the Maximum Special Tax on all Developed Single-Family Residential Property and Developed Multi-Family Residential Property.

E. EXEMPTIONS: EXCLUSIONS

No Special Tax shall be levied on Undeveloped Property, Commercial or Industrial Property or for Developed Property developed as part of a development with less than 4 units. In the event that a Developed Multi-Family Residential Property that has been excluded from a levy of the Special Tax by reason of the payment by the property owner of Transient Occupancy Tax, and should that payment be terminated, such Assessor Parcel shall not longer be excluded from Developed Multi-Family Residential Property and will be subject to the Special Tax.

F. APPEALS AND INTERPRETATIONS

Any taxpayer may file a written appeal of the Special Tax on his/her property with the CFD Administrator, provided that the appellant is current in his/her payments of Special Taxes. During the pendency of an appeal, all Special Taxes previously levied must be paid on or before the payment date established when the levy was made. The appeal must specify the reasons why the appellant claims the calculation of the Special Tax is in error. The CFD Administrator shall review the appeal, meet with the appellant if the CFD Administrator deems necessary, and advise the appellant of its determination. If the CFD Administrator agrees with the appellant, the CFD Administrator shall eliminate or reduce the Special Tax on the appellant’s property and/or provide a refund to the appellant. If the CFD Administrator disagrees with the appellant and the appellant is dissatisfied with the determination, the appellant then has 30 days in which to appeal to the Board by filing a written notice of appeal with the Board Secretary, provided that the appellant is

current in his/her payments of Special Taxes. The second appeal must specify the reasons for its disagreement with the CFD Administrator’s determination.

G. MANNER OF COLLECTION

The Special Tax will be collected in the same manner and at the same time as ordinary *ad valorem* property taxes; provided, however, that the CFD may directly bill the Special Tax, may collect Special Taxes at different time or in a different manner if necessary to meets its financial obligations, and may covenant to foreclose and may actually foreclose on delinquent Assessor’s Parcels as permitted by the Act.

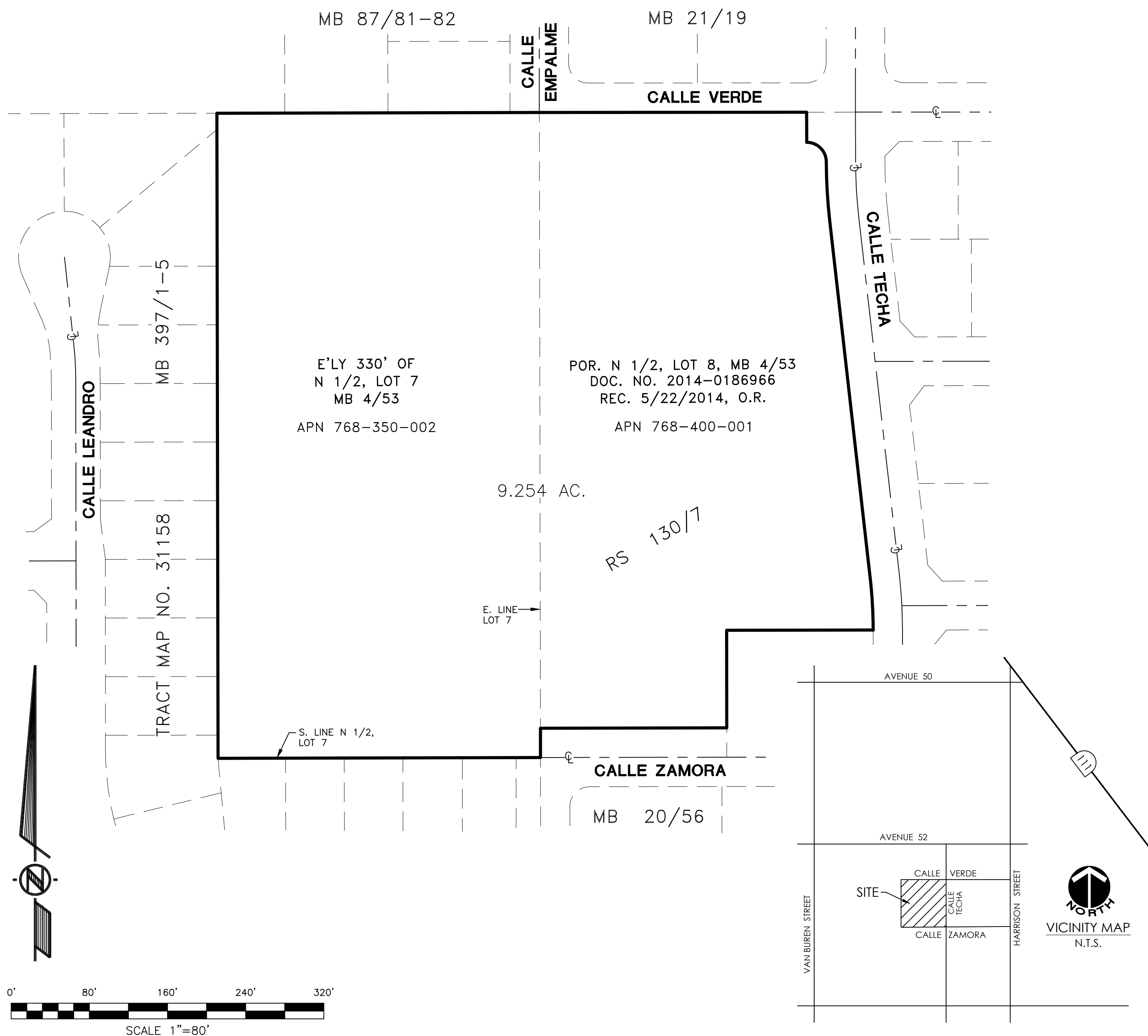
H. PREPAYMENT OF THE SPECIAL TAX

The Special Tax may not be prepaid.

I. TERM OF THE SPECIAL TAX

The Annual Maximum Special Tax shall be levied in perpetuity or unit Law Enforcement, Fire and Paramedic Services are no longer being provided by the City within the CFD, whichever is earlier.

PROPOSED BOUNDARY OF CITY OF COACHELLA
 COMMUNITY FACILITIES DISTRICT NO. _____-__, ANNEX 34
 (A PORTION OF SECTION 7, TOWNSHIP 6 SOUTH, RANGE 8 EAST, S.B.M.)
 COUNTY OF RIVERSIDE
 STATE OF CALIFORNIA



RECORDER'S STATEMENT

FILED THIS _____ DAY OF _____, 20____, AT _____ IN BOOK _____ OF _____ MAPS AT PAGES _____ AT THE REQUEST OF THE CITY CLERK OF THE CITY OF COACHELLA.

NO. _____

FEE _____

PETER ALDANA, ASSESSOR-COUNTY CLERK-RECORDER

BY: _____ DEPUTY

SUBDIVISION GUARANTEE BY: FIRST AMERICAN TITLE COMPANY

LEGAL DESCRIPTION

THE BOUNDARY OF THE PROPOSED CITY OF COACHELLA COMMUNITY FACILITIES DISTRICT NO. __, ANNEX 34, COINCIDES WITH THE BOUNDARY OF PORTIONS OF LOTS 7 AND 8 OF MB 4/53 IN THE CITY OF COACHELLA OF THE COUNTY OF RIVERSIDE, CALIFORNIA, LOCATED IN A PORTION OF SECTION 7, TOWNSHIP 6 SOUTH, RANGE 8 EAST, S.B.M.

CITY CLERK'S STATEMENT

FILED IN THE OFFICE OF THE CITY CLERK OF THE CITY OF COACHELLA THIS _____ DAY OF _____, 20____.

 ANDREA CARRANZA, DEPUTY CITY CLERK
 OF THE CITY OF COACHELLA, CALIFORNIA

I HEREBY CERTIFY THE WITHIN MAP SHOWING THE PROPOSED BOUNDARY OF CITY OF RANCHO MIRAGE COMMUNITY FACILITIES DISTRICT NO. __, ANNEX ____, COUNTY OF RIVERSIDE, STATE OF CALIFORNIA, WAS APPROVED BY THE CITY COUNCIL OF THE CITY OF COACHELLA, AT A REGULAR MEETING THEREOF, HELD ON THE _____ DAY OF _____, 20____, BY ITS RESOLUTION NO. _____.

 ANDREA CARRANZA, DEPUTY CITY CLERK
 OF THE CITY OF COACHELLA, CALIFORNIA

REFERENCE IS MADE TO THAT BOUNDARY MAP OF COMMUNITY FACILITIES DISTRICT NO. _____ (LAW ENFORCEMENT, FIRE AND PARAMEDIC SERVICES) OF THE CITY OF COACHELLA RECORDED WITH THE RIVERSIDE COUNTY RECORDER'S OFFICE ON _____, IN BOOK ___ OF MAPS OF ASSESSMENT AND COMMUNITY FACILITIES DISTRICTS, PAGE ____, AS INSTRUMENT NO. _____.

THE LINES AND DIMENSIONS OF EACH LOT OR PARCEL SHOWN ON THIS DIAGRAM SHALL BE THOSE LINES AND DIMENSIONS AS SHOWN ON THE RIVERSIDE COUNTY ASSESSORS MAPS FOR THOSE PARCELS LISTED.

THE RIVERSIDE COUNTY ASSESSORS MAPS SHALL GOVERN FOR ALL DETAILS CONCERNING THE LINES AND DIMENSIONS OF SUCH LOTS OR PARCELS.

PROPOSED BOUNDARY MAP

CITY OF COACHELLA COMMUNITY FACILITIES DISTRICT NO. _____, ANNEX 34, COUNTY OF RIVERSIDE, STATE OF CALIFORNIA

MSA CONSULTING, INC.
 PLANNING • CIVIL ENGINEERING
 LAND SURVEYING
 J.N. 2499



STAFF REPORT
7/27/2022

TO: Honorable Mayor and City Council Members

FROM: Maritza Martinez, Public Works Director

SUBJECT: Adopt resolution approving the Fourth Amendment to the Integrated Solid Waste Management Services, between Burrtec Waste and Recycling Services LLC and the City of Coachella, and adopting rates for solid waste collection services.

STAFF RECOMMENDATION:

Adopt resolution approving the Fourth Amendment to the Integrated Solid Waste Management Services, between Burrtec Waste and Recycling Services LLC and the City of Coachella, and adopting rates for solid waste collection services.

BACKGROUND:

The City of Coachella entered into a franchise agreement with Burrtec Waste and Recycling Services (Burrtec) in May 2006. Since 2006, Burrtec has been the provider for all solid waste disposal services for Coachella residents and businesses. City Council approved a first amendment to this agreement on May 27, 2009, which established the solid waste charges for residential customers be collected through the county tax roll; commercial customers continue to be billed directly by Burrtec. City Council approved a second amendment on June 19, 2013 extending the term of the agreement through May 30, 2023 and third amendment was approved on January 17, 2018. The agreement allows for rate increases based on two components of the rate 1) service component and 2) disposal component.

DISCUSSION/ANALYSIS:

Fourth Amendment

Staff has been working with Burrtec to prepare a fourth amendment to the agreement that will include organic waste collection requirements under SB 1383 (Chapter 395, Statutes of 2016) and its implementing regulations. Included in the Fourth Amendment are the following changes to the City's hauler service agreement in order to achieve compliance with SB 1383:

- Residential Collection of Organics as part of the Automated Three-Container Collection
 - Including providing a Residential Kitchen Pail to all residential customers upon request
- Three Container System for Commercial Collection to include Recyclables and Organics
- Contamination Monitoring and Record Keeping
 - Route Reviews/Waste Evaluations

- Inspection and Enforcement
- Provide the City with the required recovered organic waste product to meet the established procurement target at no cost to the City
- Generator Waiver Program (commercial)
- Education and Outreach
- Containers will be updated as requested to meet the new color and labeling requirements
- CPI maximum increase per year is 5%
- Landfill disposal maximum per year is 10%
- Term of the agreement will extend from May 30, 2023 to May 30, 2035

Rate Increases for Solid Waste Services

Due to the increased services Burrtec will perform under the fourth amendment, the solid waste rates will increase. On June 8, 2022, the public hearing was set to occur on July 27, 2022 at the City Council Meeting. Pursuant to Proposition 218 (Section 6 of Article XIII D of the California Constitution), all property owners and tenants directly responsible for the solid waste bill were notified by mail at least 45 days before the public hearing. If a majority of owners and tenants do not submit a written protest opposing the rate increases by the close of the hearing, then the City Council may adopt the rates by approval of the attached Resolution No. 2022-74.

The proposed FY2022/23 rate increase for residential customers is 6% and for commercial customers is 13%. The current monthly residential rate is \$28.17. The proposed increase for the 2022/23 residential rate is \$1.77; thus, the new proposed residential rate is \$29.94. The most common commercial service is a three-yard cubic bin, with one pick up per week. Currently, the commercial rate for this service is \$151.29. Based on the same factors noted above, the monthly increase for fiscal year 2022/2023 totals \$20.09; the new rate for fiscal year 2022/2023 is \$171.38.

Staff is recommending approval of the attached resolution to: 1) approve execution of the Fourth Amendment to the Integrated Solid Waste Management Services, between Burrtec Waste and Recycling Services LLC, and 2) adopt the solid waste rates effective August 1, 2022.

FISCAL IMPACT:

The recommend action will not have a negative impact to the City. The City's general fund is estimated to collect \$589,641 from the 12% franchise fee provided by the proposed agreement. The general fund is estimated to receive \$298,972 from UUT fees collected on solid waste services for FY 22/23.

Attachments:

Resolution

- Fourth Amendment to Burrtec Waste and Recycling Services LLC
- Maximum Solid Waste Rates

RESOLUTION NO. 2022-74

A RESOLUTION OF THE CITY COUNCIL OF THE CITY OF COACHELLA, CALIFORNIA APPROVING THE FOURTH AMENDMENT TO EXCLUSIVE FRANCHISE AGREEMENT FOR INTEGRATED SOLID WASTE MANAGEMENT SERVICES AND ADOPTING RATES FOR SOLID WASTE COLLECTION SERVICES

WHEREAS, Burrtec Waste and Recycling Services, LLC (“Burrtec”) provides solid waste collection services within the City of Coachella (“City”) pursuant to an exclusive solid waste franchise agreement; and

WHEREAS, on May 30, 2006, the City and Burrtec entered into an Exclusive Franchise Agreement for Integrated Solid Waste Management Services; and

WHEREAS, on May 27, 2009, the City and Burrtec entered into the First Amendment to Exclusive Franchise Agreement for Integrated Solid Waste Management Services; and

WHEREAS, on June 19, 2013, the City and Burrtec entered into the Second Amendment to Exclusive Franchise Agreement for Integrated Solid Waste Management Services; and

WHEREAS, on January 17, 2017, the City and Burrtec entered into the Third Amendment to Exclusive Franchise Agreement for Integrated Solid Waste Management Services; and

WHEREAS, since the approval of the original agreement and its amendments, California law changed to now require the City to implement additional solid waste diversion programs that were not included as part of the original agreement or amendments thereto; and

WHEREAS, as a result of regulations implementing Senate Bill 1383 (Chapter 395, Statutes of 2016) that took effect January 1, 2022, organic waste can no longer be disposed of in landfills and organic waste collection services must be provided to all residents and businesses; and

WHEREAS, the rate structure for the monthly solid waste service fees has two customer classes: (i) residential, and (ii) commercial; and

WHEREAS, the rate structure for refuse, recycling and organics collection is based on the container size, type of service, and frequency of collection; and

WHEREAS, the rate structure includes two components: 1) a service component and 2) a disposal component. The service component represents the costs for Burrtec to provide the solid waste services. The disposal component represents the costs charged by landfill facilities to dispose of the solid waste; and

WHEREAS, the City has determined that it is necessary to impose new, increased or modified rates for its solid waste service charges (collectively herein, the “Charges”); and

WHEREAS, the revenues derived from the Charges will not exceed the funds required to provide the solid waste services and shall be used exclusively for the provision of solid waste collection services; and

WHEREAS, the amount of the Charges will not exceed the proportional cost of the service attributable to each parcel upon which they are proposed for imposition; and

WHEREAS, the Charges will not be imposed on a parcel unless the solid waste services

are actually used by, or immediately available to, the owner of the parcel; and

WHEREAS, article XIII D, section 6 of the California Constitution requires that prior to imposing any increase to the Charges, the City shall provide written notice by mail of the new or increased Charges to the record owner of each parcel upon which the Charges are proposed for imposition and any tenant directly liable for payment of the Charges (the “Notice”); and

WHEREAS, the Notice provides information about the amount of the rates for the Charges proposed to be imposed on each parcel, the basis upon which the rates for the Charges were calculated, the reason for the rate increases to the Charges, and the date time and location of a public hearing (the “Hearing”) on the proposed rate increases to the Charges; and

WHEREAS, pursuant to Article XIII D such Notice is required to be provided to the affected property owners and tenants not less than 45 days prior to the Hearing on the proposed rate increases; and

WHEREAS, the City mailed the Notice in accordance with Article XIII D and the Hearing was held on this day, July 27, 2022; and

WHEREAS, at the Hearing the City Council heard all oral testimony, and considered all written materials and written protests concerning the establishment and imposition of the proposed rate increases to the Charges, and at the close of the Hearing the City did not receive written protests against the establishment and imposition of the proposed rate increases to the Charges from a majority of the record owners or property upon which the Charges are proposed for imposition or any tenants directly liable for the payment of the Charges (i.e., a customer of record who is not a property owner); and

WHEREAS, the City Council now desires to establish and impose the proposed Charges.

NOW, THEREFORE, BE IT RESOLVED, BY THE CITY COUNCIL OF THE CITY OF COACHELLA, CALIFORNIA, AS FOLLOWS:

SECTION 1. Recitals. The above recitals are all true and correct and are incorporated herein.

SECTION 2. The City Council hereby approves the Fourth Amendment to Exclusive Franchise Agreement for Integrated Solid Waste Management Services between the City and Burrtec, attached hereto as Exhibit A and incorporated herein by this reference.

SECTION 3. The City Council hereby adopts the Charges for solid waste collection services at the maximum rates, effective August 1, 2022, as set forth in Exhibit B attached hereto and incorporated herein by this reference.

SECTION 4. For the fiscal year beginning July 1, 2023, and annually thereafter on July 1 through and including July 1, 2026, the maximum rates provided in Exhibit B shall be automatically adjusted based upon the annual percentage change January to January in the Consumer Price Index (“CPI”), All Urban Consumers for the Riverside-San Bernardino-Ontario, CA Metropolitan Area, as determined by the United States Bureau of Labor Statistics. However, the maximum CPI adjustment will be capped at 5% each year.

SECTION 5. For the fiscal year beginning July 1, 2023, and annually thereafter on July 1 through and including July 1, 2026, the maximum rates provided in Exhibit B shall be automatically adjusted for changes in tipping fees charged by landfill facilities. However, the maximum adjustment for the pass-through of tipping fees will be capped at 10% each year.

SECTION 6. To the extent any Charges established by this Resolution are inconsistent with any Charges previously adopted by the City Council, it is the explicit intention of the City Council that the Charges adopted pursuant to this Resolution shall prevail.

SECTION 7. The City Council hereby finds that the administration, operation, maintenance, and improvements of the solid waste collection system, which are to be funded by the Charges, are necessary to maintain solid waste services within the City’s existing service area. The City Council further finds that such Charges are necessary and reasonable to fund the administration, operation, maintenance, and improvements of the solid waste collection system. Based on these findings, the City Council hereby determines that this Resolution is statutorily exempt from the requirements of CEQA pursuant to California Public Resources Code section 21080(b)(8) and State CEQA Guidelines section 15273(a). The documents and materials that constitute the record of proceedings on which these findings have been based are located at the Coachella Corporate Yard – 53462 Enterprise Way, Coachella, CA 92236. The custodian for these records is the City Clerk of the City.

SECTION 8. If any section, subsection, subdivision, sentence, clause, or phrase in this Resolution or any part thereof is for any reason held to be unconstitutional or invalid, ineffective by any court of competent jurisdiction, such decision shall not affect the validity or effectiveness of the remaining portions of this Resolution or any part thereof. The City Council hereby declares that it would have adopted each section irrespective of the fact that any one or more subsections, subdivisions, sentences, clauses, or phrases be declared unconstitutional, invalid, or ineffective.

SECTION 9. This Resolution take effective immediately upon adoption.

SECTION 10. The City Manager or his or her designee is hereby authorized to take all actions necessary to implement this Resolution.

SECTION 11. The City Clerk shall certify to the passage and adoption of this Resolution.

PASSED, APPROVED and ADOPTED this 27th day of July 2022.

Steven A. Hernandez, Mayor

ATTEST:

Angela M. Zepeda, City Clerk

APPROVED AS TO FORM:

Carlos Campos
City Attorney

STATE OF CALIFORNIA)
COUNTY OF RIVERSIDE) ss.
CITY OF COACHELLA)

I HEREBY CERTIFY that the foregoing Resolution No. 2022-74 was duly adopted by the City Council of the City of Coachella at a regular meeting thereof, held on the 27th day of July 2022, by the following vote of Council:

AYES:

NOES:

ABSENT:

ABSTAIN:

Andrea J. Carranza, MMC
Deputy City Clerk

EXHIBIT A

**FOURTH AMENDMENT TO EXCLUSIVE FRANCHISE AGREEMENT FOR
INTEGRATED SOLID WASTE MANAGEMENT SERVICES**

FOURTH AMENDMENT TO EXCLUSIVE FRANCHISE AGREEMENT FOR INTEGRATED SOLID WASTE MANAGEMENT SERVICES

This Fourth Amendment to Exclusive Franchise Agreement for Integrated Solid Waste Management Services (the “Amendment”) is entered into July 27, 2022, by and between the City of Coachella, a California municipal corporation (the “City”) and Burrtec Waste and Recycling Services, LLC (“Company”) (collectively “Parties,” or individually “Party”).

RECITALS

WHEREAS, the City and Company previously entered into that certain Exclusive Franchise Agreement for Integrated Solid Waste Management Services dated May 30, 2006, as amended by that certain First Amendment to Exclusive Franchise Agreement for Integrated Solid Waste Management Services dated May 27, 2009, that Second Amendment to Exclusive Franchise Agreement for Integrated Solid Waste Management Services dated June 19, 2013, and that Third Amendment to Exclusive Franchise Agreement for Integrated Solid Waste Management Services dated January 17, 2017 (collectively, the “Agreement”); and,

WHEREAS, the California Integrated Waste Management Act of 1989 (AB 939) (California Public Resources Code Section 40000, et seq.), provides that it is in the public interest to authorize and require local agencies to make adequate provisions for Solid Waste handling within their jurisdictions; and,

WHEREAS, the State has, through enactment of AB 939 and subsequent related legislation including, but not limited to: the Jobs and Recycling Act of 2011 (AB 341), the Event and Venue Recycling Act of 2004 (AB 2176), SB 1016 (Chapter 343, Statutes of 2008), the Mandatory Commercial Organics Recycling Act of 2014 (AB 1826), and the Short-Lived Climate Pollutants Bill of 2016 (SB 1383), directed CalRecycle, and all local agencies, to promote a reduction in landfill disposal and to maximize reuse, recycling, and composting options in order to reduce the amount of material disposed of in landfills; and,

WHEREAS, CalRecycle implemented regulations to implement SB 1383 for jurisdictions, waste generators, haulers, Solid Waste facilities, and other entities to support achievement of statewide Organic Waste Disposal reduction targets (“SB 1383 Regulations”); and

WHEREAS, CalRecycle SB 1383 Regulations require the City to implement Collection programs, meet processing facility requirements, conduct contamination monitoring, provide education, maintain records, submit reports, monitor compliance, conduct enforcement, and fulfill other requirements; and, the City has chosen to delegate some of its responsibilities to the Company, acting as the City’s designee, and Company desires to take on these responsibilities; and

WHEREAS, the City and Company desire to amend the Agreement as set forth herein.

NOW, THEREFORE, in consideration of the promises above stated and the terms, conditions, covenants, and agreements contained herein, the Parties do hereby agree as follows:

1. **AMENDMENT TO ARTICLE 1.**

The following definitions are added to Article 1 of the Agreement, and/or amended as set forth herein, as applicable. Definitions otherwise contained in the Agreement and/or any previous amendment(s), but which are not addressed below, shall remain the same.

“Back-Haul” means generating and transporting Organic Waste to a destination owned and operated by the Generator using the Generator’s own employees and equipment, or as otherwise defined in 14 CCR Section 18982(a)(66)(A).

“Blue Container” has the same meaning as in 14 CCR Section 18982(a)(5) and shall be used for the purpose of storage and Collection of Source Separated Blue Container Recyclable Materials (SSBCRM).

“California Code of Regulations” or **“CCR”** means the California Code of Regulations. CCR references in this Agreement are preceded with a number that refers to the relevant Title of the CCR (e.g., “14 CCR, Division 7, Chapter 12” refers to Title 14, Division 7, Chapter 12 of the California Code of Regulations).

“CalRecycle” means the California Department of Resources Recycling and Recovery.

“Commercial Edible Food Generators” includes Tier One Commercial Edible Food Generators and Tier Two Commercial Edible Food Generators, or as otherwise defined in 14 CCR Section 18982(a)(7). For the purposes of this definition, Food Recovery Organizations and Food Recovery Services are not Commercial Edible Food Generators, or as otherwise specified by 14 CCR Section 18982(a)(7).

“Compostable Plastics” or **“Compostable Plastic”** means plastic materials that meet the ASTM D6400 standard for compostability, or as otherwise described in 14 CCR Section 18984.1(a)(1)(A) or 18984.2(a)(1)(C).

“Compost” has the same meaning as in 14 CCR Section 17896.2(a)(4).

“Diversion” or **“Divert”** means activities which reduce or eliminate discarded materials from Disposal, including, but not limited to, source reduction, Reuse, salvage, Recycling, and Composting.

“Edible Food” means food intended for human consumption. For the purposes of this Agreement, Edible Food is not Solid Waste if it is recovered and not discarded. Nothing in this Agreement requires or authorizes the recovery of Edible Food that does not meet the food safety requirements of the California Retail Food Code. If the definition in 14 CCR Section 18982(a)(18) for Edible Food differs from this definition, the definition in 14 CCR Section 18982(a)(18) shall apply to this Agreement.

“Excluded Waste” means Hazardous Substance, Hazardous Waste, Infectious Waste, Designated Waste, volatile, corrosive, Medical Waste, infectious, regulated radioactive waste, and toxic substances or material that Facility operator(s) reasonably believe(s) would, as a result of or upon acceptance, Transfer, Processing, or Disposal, be a violation of local, State, or Federal law,

regulation, or ordinance, including: land use restrictions or conditions, waste that cannot be Disposed of in Class III Landfills or accepted at the Facility by permit conditions, waste that in Company's reasonable opinion would present a significant risk to human health or the environment, cause a nuisance or otherwise create or expose Company or City to potential liability; but not including de minimis volumes or concentrations of waste of a type and amount normally found in Single-Family or Multi-Family Solid Waste after implementation of programs for the safe Collection, Processing, Recycling, treatment, and Disposal of batteries and paint in compliance with Sections 41500 and 41802 of the California Public Resources Code.

"Hazardous waste" means a waste, defined as a "hazardous waste" in accordance with Section 25117 of the Health and Safety Code, or a combination of wastes, which because of its quantity, concentration, or physical, chemical, or infectious characteristics may do either of the following:

(1) Cause, or significantly contribute to, an increase in mortality or an increase in serious irreversible, or incapacitating reversible, illness.

(2) Pose a substantial present or potential hazard to human health or environment when improperly treated, stored, transported, or disposed of, or otherwise managed.

(b) Unless expressly provided otherwise, "hazardous waste" includes extremely hazardous waste and acutely hazardous waste.

"**Food Recovery**" means actions to collect and distribute food for human consumption which otherwise would be disposed, or as otherwise defined in 14 CCR Section 18982(a)(24).

"**Food Recovery Organization**" means an entity that primarily engages in the collection or receipt of Edible Food from Commercial Edible Food Generators and distributes that Edible Food to the public for Food Recovery either directly or through other entities, including, but not limited to:

- A. A food bank as defined in Section 113783 of the Health and Safety Code;
- B. A nonprofit charitable organization as defined in Section 113841 of the Health and Safety code; and,
- C. A nonprofit charitable temporary food facility as defined in Section 113842 of the Health and Safety Code.

If the definition in 14 CCR Section 18982(a)(25) for Food Recovery Organization differs from this definition, the definition in 14 CCR Section 18982(a)(25) shall apply to this Agreement.

"**Food Recovery Service**" means a Person or entity that collects and transports Edible Food from a Commercial Edible Food Generator to a Food Recovery Organization or other entities for Food Recovery; or as otherwise defined in 14 CCR Section 18982(a)(26).

"**Food Scraps**" means all food such as, but not limited to, fruits, vegetables, meat, poultry, seafood, shellfish, bones, rice, beans, pasta, bread, cheese, and eggshells. Food Scraps excludes fats, oils, and grease when such materials are Source Separated from other Food Scraps.

“Food-Soiled Paper” means compostable paper material that has come in contact with food or liquid, such as, but not limited to, compostable paper plates, paper coffee cups, napkins, pizza boxes, and milk cartons.

“Food Waste” means Source Separated Food Scraps, Food-Soiled Paper, and Compostable Plastics. Food Waste is a subset of SSGCOW. Edible Food separated for Food Recovery shall not be considered Food Waste.

“Gray Container” has the same meaning as in 14 CCR Section 18982(a)(28) and shall be used for the purpose of storage and Collection of Gray Container Waste.

“Gray Container Waste” means Solid Waste that is collected in a Gray Container as specified in 14 CCR Sections 18984.1(a) and (b), or as otherwise defined in 14 CCR Section 17402(a)(6.5). Gray Container Waste may specifically include carpet, Non-Compostable Paper and textiles.

“Green Container” has the same meaning as in 14 CCR Section 18982(a)(29) and shall be used for the purpose of storage and collection of Source Separated Green Container Organic Waste (SSGCOW).

“Hauler Route(s)” means the designated itinerary or sequence of stops for each segment of the City’s collection service area, or as otherwise defined in 14 CCR Section 18982(a)(31.5).

“Large Event” means an event, including, but not limited to, a sporting event or a flea market, that charges an admission price, or is operated by a local agency, and serves an average of more than 2,000 individuals per day of operation of the event, at a location that includes, but is not limited to, a public, nonprofit, or privately owned park, parking lot, golf course, street system, or other open space when being used for an event. If the definition in 14 CCR Section 18982(a)(38) differs from this definition, the definition in 14 CCR Section 18982(a)(38) shall apply to this Agreement.

“Large Venue” means a permanent venue facility that annually seats or serves an average of more than 2,000 individuals within the grounds of the facility per day of operation of the venue facility. For purposes of 14 CCR, Division 7, Chapter 12 and this Agreement, a venue facility includes, but is not limited to, a public, nonprofit, or privately owned or operated stadium, amphitheater, arena, hall, amusement park, conference or civic center, zoo, aquarium, airport, racetrack, horse track, performing arts center, fairground, museum, theater, or other public attraction facility. For purposes of 14 CCR, Division 7, Chapter 12 and this Agreement, a site under common ownership or control that includes more than one Large Venue that is contiguous with other Large Venues in the site, is a single Large Venue. If the definition in 14 CCR Section 18982(a)(39) differs from this definition, the definition in 14 CCR Section 18982(a)(39) shall apply to this Agreement.

“Non-Compostable Paper” includes, but is not limited to, paper that is coated in a plastic material that will not breakdown in the composting process, or as otherwise defined in 14 CCR Section 18982(a)(41).

“Non-Organic Recyclables” means non-putrescible and non-hazardous recyclable wastes including, but not limited to, bottles, cans, metals, plastics, and glass, or as otherwise defined in

14 CCR Section 18982(a)(43). Non-Organic Recyclables are a subset of Source Separated Recyclable Materials.

“Organic Waste” or **“Organics”** means Solid Wastes containing material originated from living organisms and their metabolic waste products including, but not limited to, food, Yard Trimmings, organic textiles and carpets, lumber, wood, Paper Products, Printing and Writing Paper, manure, biosolids, digestate, and sludges, or as otherwise defined in 14 CCR Section 18982(a)(46). Biosolids and digestate are as defined in 14 CCR Section 18982(a)(4) and 14 CCR Section 18982(a)(16.5), respectively.

“Paper Products” include, but are not limited to, paper janitorial supplies, cartons, wrapping, packaging, file folders, hanging files, corrugated boxes, tissue, and toweling; or as otherwise defined in 14 CCR Section 18982(a)(51).

“Printing and Writing Papers” include, but are not limited to, copy, xerographic, watermark, cotton fiber, offset, forms, computer printout paper, white wove envelopes, manila envelopes, book paper, note pads, writing tablets, newsprint, and other uncoated writing papers, posters, index cards, calendars, brochures, reports, magazines, and publications; or as otherwise defined in 14 CCR Section 18982(a)(54).

“Processing” means the controlled separation, recovery, volume reduction, conversion, or Recycling of Solid Waste including, but not limited to, organized, manual, automated, or mechanical sorting, the use of vehicles for spreading of waste for the purpose of recovery, and/or includes the use of conveyor belts, sorting lines, or volume reduction equipment, or as otherwise defined in 14 CCR Section 17402(a)(20).

“Prohibited Container Contaminants” means the following: (i) Discarded Materials placed in the Blue Container that are not identified as acceptable Source Separated Recyclable Materials for the Blue Container; (ii) Discarded Materials placed in the Green Container that are not identified as acceptable SSGCOW for the Green Container; (iii) Discarded Materials placed in the Gray Container that are acceptable Source Separated Recyclable Materials and/or SSGCOW to be placed in the Green Container and/or Blue Container; and (iv) Excluded Waste placed in any Container.

“Recycle” or **“Recycling”** means the process of Collecting, sorting, cleansing, treating, and reconfiguring materials for the purpose of returning them to the economic mainstream in the form of raw material for new, Reused, or reconstituted products that meet the quality standards necessary to be used in the marketplace. Recycling includes processes deemed to constitute a reduction of landfill Disposal pursuant to 14 CCR, Division 7, Chapter 12, Article 2. Recycling does not include gasification or transformation as defined in Public Resources Code Section 40201.

“Reuse” or any variation thereof, means the use, in the same, or similar, form as it was produced, of a material which might otherwise be discarded, or as otherwise defined in 14 CCR Section 17402.5(b)(2).

“SB 1383” means Senate Bill 1383 (Chapter 395, Statutes of 2016), establishing methane emissions reduction targets in a statewide effort to reduce emissions of short-lived climate pollutants as amended from time to time.

“SB 1383 Regulations” or **“SB 1383 Regulatory”** refers to the Short-Lived Climate Pollutants (SLCP): Organic Waste Reductions regulations developed by CalRecycle and adopted in 2020 that created Chapter 12 of 14 CCR, Division 7 and amended portions of regulations of 14 CCR and 27 CCR.

“Self-Hauler” or **“Self-Haul”** means a person, who, in compliance with all applicable requirements of the Coachella Municipal Code, hauls Solid Waste, Organic Waste or Recyclable Materials he or she has generated directly to the appropriate facility.

“Service Level” refers to the number and size of a Customer’s Container(s) and the frequency of Collection service, as well as ancillary services such as lock/unlock service, Container push/pull service, etc.

“Source Separated” means materials, including commingled Recyclable Materials, that have been separated or kept separate from the Solid Waste stream, at the point of generation, for the purpose of additional sorting or Processing those materials for Recycling or Reuse in order to return them to the economic mainstream in the form of raw material for new, reused, or reconstituted products which meet the quality standards necessary to be used in the marketplace, or as otherwise defined in 14 CCR Section 17402.5(b)(4). For the purposes of the Agreement, Source Separated shall include separation of materials by the Generator, Property Owner, Property Owner’s employee, property manager, or property manager’s employee into different Containers for the purpose of Collection such that Source Separated materials are separated from Gray Container Waste and other Solid Waste for the purposes of Collection and Processing.

“Source Separated Green Container Organic Waste” or **“SSGCOW”** means Source Separated Organic Waste that can be placed in a Green Container that is specifically intended for the separate collection of Organic Waste by the generator, excluding Source Separated Blue Container Organic Waste, carpets, Non-Compostable Paper, and textiles.

“Source Separated Recyclable Materials” means Source Separated Organic Wastes that can be placed in a Blue Container that is limited to the collection of those Organic Wastes and Non-Organic Recyclables as defined in Section 18982(a)(43), or as otherwise defined by Section 17402(a)(18.7).

“Standard Compliance Approach” means the method for complying with the SB 1383 Regulations through implementation of a collection system pursuant to 14 CCR, Division 7, Chapter 12, Article 3, and all associated program and policy requirements.

“Tier One Commercial Edible Food Generator” means a Commercial Edible Food Generator that is one of the following, each as defined in 14 CCR Section 18982:

- A. Supermarket.
- B. Grocery Store with a total facility size equal to or greater than 10,000 square feet.
- C. Food Service Provider.

- D. Food Distributor.
- E. Wholesale Food Vendor.

If the definition in 14 CCR Section 18982(a)(73) of Tier One Commercial Edible Food Generator differs from this definition, the definition in 14 CCR Section 18982(a)(73) shall apply to this Agreement.

“Tier Two Commercial Edible Food Generator” means a Commercial Edible Food Generator that is one of the following, each as defined in 14 CCR Section 18982:

- A. Restaurant with 250 or more seats, or a total facility size equal to or greater than 5,000 square feet.
- B. Hotel with an on-site food facility and 200 or more rooms.
- C. Health facility with an on-site food facility and 100 or more beds.
- D. Large Venue.
- E. Large Event.
- F. A State agency with a cafeteria with 250 or more seats or total cafeteria facility size equal to or greater than 5,000 square feet.
- G. A local education agency with an on-site food facility.

If the definition in 14 CCR Section 18982(a)(74) of Tier Two Commercial Edible Food Generator differs from this definition, the definition in 14 CCR Section 18982(a)(74) shall apply to this Agreement.

“Yard Trimmings” means types of SSGCOW resulting from normal yard and landscaping installation, maintenance, or removal that the Generators Source Separate and set out in Green Containers for Collection for the purpose of Processing by the Company.

2. AMENDMENT TO SECTION 2.4.

Section 2.4 of the Agreement shall be amended in its entirety to reach as follows:

“2.4 Term of Agreement

The term of this Agreement shall commence at 12:01:00 a.m. June 1, 2016 and expire at midnight on May, 30, 2035.”

3. THREE-CONTAINER SYSTEM FOR RESIDENTIAL CUSTOMERS .

Sections 4.3.1, 4.3.2, and 4.3.3 of the Agreement are deleted in their entirety and the following substituted in their stead:

Section 4.3.1 of the Agreement is hereby amended in its entirety to read as follows:

“4.3.1 Automated Three-Container Collection

General. Company shall provide a three-Container Collection program for the separate Collection of Source Separated Recyclable Materials, SSGCOW, and Gray Container Waste as

specified in this Agreement, using Containers that comply with the requirements of this Agreement and SB 1383 Regulations.

Source Separated Recyclable Materials Collection (Blue Container). Company shall provide Blue Containers to Customers for Collection of Source Separated Recyclable Materials and shall provide Source Separated Recyclable Materials Collection service, Company shall Transport the Source Separated Recyclable Materials to Facility that recovers the materials designated for Collection in the Blue Containers, in accordance with the SB 1383 Regulations.

Source Separated Recyclable Materials that are to be accepted for Collection in the Source Separated Recyclable Materials Collection program include the following: (i) Non-Organic Recyclables such as: aluminum, glass bottles and jars, rigid plastics (marked # 1 through # 7), and tin and bi-metal cans; and (ii) SSBCOW such as: Paper Products, Printing and Writing Papers.

SSGCOW Collection (Green Container). Company shall provide Green Containers to Customers for Collection of SSGCOW and shall provide SSGCOW Collection service. Company shall Transport the SSGCOW to a Facility in accordance with SB 1383 Regulations.

SSGCOW that are to be accepted for Collection in the SSGCOW Collection program include the following: Food Scraps; Food-Soiled Paper; Yard Trimmings, which are defined below; Carpets, non-Compostable Paper, textiles, and Prohibited Container Contaminants shall not be Collected in the Green Containers. Yard Trimmings that are to be accepted for Collection in the SSGCOW Collection program include the following: green trimmings, grass, weeds, flowers, leaves, prunings, branches, dead plants, brush, tree trimmings, dead trees weighing no more than 50 pounds, and other types of SSGCOW resulting from normal yard and landscaping installation, maintenance, or removal, provided all SSGCOW fits inside the Green Container with the lid closed and does not exceed 150 pounds.

Company may Collect compliant Compostable Plastics, as defined, in the Green Containers for Processing. At least three (3) months prior to the commencement of the Collection of Compostable Plastics in the SSGCOW program, Company shall provide written notification to the City whether the Facility can or cannot Process and recover these Compostable Plastics in accordance with the SB 1383 Regulations. If the Facility can process and recover Compostable Plastics, and Company elects to Collect Compostable Plastics in the Green Container, then Company shall provide annual written notification to the City that the Facility has and will continue to have the capabilities to Process and recover the Compostable Plastics. If the Facility cannot process and recover Compostable Plastics, then Company will not Collect Compostable Plastics in the Green Container.

Company may require Customers and Generators to place Food Waste in plastic bags or other paper wrappings and put the bagged or wrapped Food Waste in the Green Container. Prior to the commencement of the use of plastic bags for the Food Waste program, Company shall provide written notification to the City that allowing the use of bags does not inhibit the ability of the City to comply with SB 1383 Regulations, and that the Facility can Process and remove plastic bags when it recovers SSGCOW. Company shall provide annual written notification to the City that the Facility has and will continue to have the capabilities to Process and remove plastic bags when it recovers SSGCOW.

Gray Container Waste Collection. Company shall provide Gray Containers to Customers for Collection of Gray Container Waste, and shall provide Gray Container Waste Collection service. Company shall Transport the Gray Container Waste to a Facility in accordance with the SB 1383 Regulations. Company may allow carpets, Non-compostable Paper and textiles to be placed in the Gray Containers.

Residential Kitchen Pails. Upon rollout of the Residential Food Waste program, Company shall provide to all Residential and Multi-Family Dwelling Units kitchen pails designed to contain Food Waste prior to placement in the Customer's Organic Materials Cart on a requested basis and at no additional charge. Company shall also subsequently provide new Customers with information regarding the residential food waste collection program and the availability of a kitchen pail. If a Customer requests an additional pail or requests a replacement pail, Company will provide the pail at the rate of \$15 per pail. The Kitchen Pail cost shall increase annually by CPI in accordance with Section 6.4.

4. THREE-CONTAINER SYSTEM FOR COMMERCIAL CUSTOMERS.

Sections 4.4.1.1 and 4.4.2 of the Agreement are deleted in their entirety and the following substituted in their stead:

Section 4.4.2 of the Agreement is hereby amended in its entirety to read as follows:

"4.4.2 Automated Three-Container Collection

General. Company shall provide a three-Container Collection program for the separate Collection of Source Separated Recyclable Materials, SSGCOW, and Gray Container Waste as specified in this Agreement, using Containers that comply with the requirements of this Agreement and SB 1383 Regulations.

Source Separated Recyclable Materials Collection (Blue Container). Company shall provide Blue Containers to Customers for Collection of Source Separated Recyclable Materials and shall provide Source Separated Recyclable Materials Collection service, Company shall Transport the Source Separated Recyclable Materials to Facility that recovers the materials designated for Collection in the Blue Containers, in accordance with the SB 1383 Regulations.

Source Separated Recyclable Materials that are to be accepted for Collection in the Source Separated Recyclable Materials Collection program include the following: (i) Non-Organic Recyclables such as: aluminum, glass bottles and jars, rigid plastics (marked # 1 through # 7), and tin and bi-metal cans; and (ii) SSBCOW such as: Paper Products, Printing and Writing Papers.

SSGCOW Collection (Green Container). Company shall provide Green Containers to Customers for Collection of SSGCOW and shall provide SSGCOW Collection service. Company shall Transport the SSGCOW to a Facility in accordance with SB 1383 Regulations.

SSGCOW that are to be accepted for Collection in the SSGCOW Collection program include the following: Food Scraps; Food-Soiled Paper; Yard Trimmings, which are defined below; Carpets, non-Compostable Paper, textiles, and Prohibited Container Contaminants shall not be Collected in the Green Containers. Yard Trimmings that are to be accepted for Collection

in the SSGCOW Collection program include the following: green trimmings, grass, weeds, flowers, leaves, prunings, branches, dead plants, brush, tree trimmings, dead trees weighing no more than 50 pounds, and other types of SSGCOW resulting from normal yard and landscaping installation, maintenance, or removal, provided all SSGCOW fits inside the Green Container with the lid closed and does not exceed 150 pounds.

Company may Collect compliant Compostable Plastics, as defined, in the Green Containers for Processing. At least three (3) months prior to the commencement of the Collection of Compostable Plastics in the SSGCOW program, Company shall provide written notification to the City whether the Facility can or cannot Process and recover these Compostable Plastics in accordance with the SB 1383 Regulations. If the Facility can process and recover Compostable Plastics, and Company elects to Collect Compostable Plastics in the Green Container, then Company shall provide annual written notification to the City that the Facility has and will continue to have the capabilities to Process and recover the Compostable Plastics. If the Facility cannot process and recover Compostable Plastics, then Company will not Collect Compostable Plastics in the Green Container.

Company may require Customers and Generators to place Food Waste in plastic bags or other paper wrappings and put the bagged or wrapped Food Waste in the Green Container. Prior to the commencement of the use of plastic bags for the Food Waste program, Company shall provide written notification to the City that allowing the use of bags does not inhibit the ability of the City to comply with SB 1383 Regulations, and that the Facility can Process and remove plastic bags when it recovers SSGCOW. Company shall provide annual written notification to the City that the Facility has and will continue to have the capabilities to Process and remove plastic bags when it recovers SSGCOW.

Gray Container Waste Collection. Company shall provide Gray Containers to Customers for Collection of Gray Container Waste, and shall provide Gray Container Waste Collection service. Company shall Transport the Gray Container Waste to a Facility in accordance with the SB 1383 Regulations. Company may allow carpets, Non-compostable Paper and textiles to be placed in the Gray Containers.”

5. CONTAMINATION MONITORING.

Section 4.5.3 is hereby added to the Agreement to read as follows:

“4.5.3 Contamination Monitoring

A. Actions upon Identification of Prohibited Container Contaminants.

Upon finding Prohibited Container Contaminants in a Container, Company shall follow the protocols set forth in this Section.

1. **Record Keeping.** The driver or other Company representative shall record each event of identification of Prohibited Container Contaminants in a written log or in the onboard computer system including date, time, Customer’s address, type of Container (Blue, Green, or Gray Container).

2. **Courtesy Pick-Up Notices.** Upon identification of Prohibited Container Contaminants in a Customer's Container, Company shall provide the Customer a courtesy pick-up notice. The courtesy pick-up notification shall: (i) inform the Customer of the observed presence of Prohibited Container Contaminants; (ii) include the date and time the Prohibited Container Contaminants were observed; (iii) include information on the Customer's requirement to properly separate materials into the appropriate Containers, and the accepted and prohibited materials for Collection in the Blue Container, Green Container, and/or Gray Container; (iv) inform the Customer of the courtesy pick-up of the contaminated materials on this occasion with information that following more than three instances of Prohibited Container Contaminants within a six-month time period, Company may assess contamination Processing fees; and, (v) may include photographic evidence. Company shall leave the courtesy pick-up notice attached to or adhered to the Generators' contaminated Containers; at the Premises' door or gate; or, may deliver the notice by mail, e-mail, text message, or other electronic message.

3. **Notice of Assessment of Contamination Processing Fees.** If the Company observes Prohibited Container Contaminants in a Generator's Container on more than three occasions within a six-month time period, and issued courtesy pick-up notices on each of those occasions, the Company may impose a contamination Processing fee of \$15 for Residential and \$75 for Commercial/Roll Off Customers (which will be adjusted annually pursuant to Section 6). Company shall notify the City in its monthly report of Customers for which contamination Processing fees were assessed. Company shall leave a contamination Processing fee notice attached to or adhered to the Generators' contaminated Containers; at the Premises' door or gate; or, subject to City's approval, may deliver the notice by mail, e-mail, text message, or other electronic message. The contamination Processing fee notice shall describe the specific material(s) of issue, explain how to correct future set outs, and indicate that the Customer will be charged a contamination Processing fee on its next bill. The format of the contamination Processing fee notice shall be approved by the City.

B. Disposal of Contaminated Materials. If the Company observes Prohibited Container Contaminants in a Generator's Container(s), Company may Dispose of the Container's contents, provided Company complies with the noticing requirements in subsection A above."

6. ROUTE REVIEWS AND WASTE EVALUATIONS.

Section 4.5.4 is hereby added to the Agreement to read as follows:

"4.5.4 Route Reviews and Waste Evaluations

Company shall meet its SB 1383 Regulations contamination monitoring requirements commencing by October 1, 2022, using either Route Reviews or Waste Evaluations

A. Route Reviews

1. If Company elects to perform Route Reviews, Company shall conduct annual route reviews each calendar year for Prohibited Container Contaminants in Containers in a manner that is deemed safe by the Company, is approved by the City, and is conducted

in a manner that results in all routes being reviewed annually pursuant to 14 CCR Section 18984.5. Company shall visually inspect the contents of a reasonably representative number of Containers, as directed and approved by the City.

2. Company shall develop a route review methodology that complies with the requirements of 14 CCR Section 18984.5(b). Company shall submit its proposed route review methodology for the coming year to the City no later than January 15 of each year describing its proposed methodology for the calendar year and schedule for performance of each route's annual review. Company's proposed route review methodology shall include its plan for Container inspections and shall also include its plan for prioritizing the inspection of Customers that are more likely to be out of compliance. CITY shall review, comment on, and approve the proposed methodology. Company may commence with the proposed methodology upon approval. If the City notifies Company that the methodology is inadequate to meet the requirements of SB 1383, Contractor shall, at its sole expense, revise the methodology and, after obtaining the City's approval, conduct additional route reviews, increased Container inspections, or implement other changes using the revised procedure.

3. Company shall document Contamination with still pictures or video, and will notify the Customer of the Contamination by following the applicable procedures specified in 14 CCR Section 18984.5. Company shall perform the recordkeeping requirements for Container minimization in 14 CCR Section 18984.6. Company may, at its discretion Collect the Container as Recyclable Materials, Organic Materials, or as Solid Waste. Upon finding Prohibited Container Contaminants in the Container, Company shall follow the contamination monitoring noticing procedures contained herein.

B. Waste Evaluations

Alternatively, if Company elects to perform Waste Evaluations, Company shall conduct waste evaluations that comply with and meet the requirements of 14 CCR Section 18984. The City maintains the right to observe, or hire a third party to observe, the waste evaluations.

1. Sampling Method, Study Protocols. The Company shall conduct waste evaluations for Prohibited Container Contaminants by sampling the contents of Containers on Hauler Routes in the following manner:

- a. Company shall conduct waste evaluations at least twice per year and in two distinct seasons of the year in a manner that complies with the requirements of 14 CCR section 18984.5.b. The Company's waste evaluations shall include samples of Source Separated Recyclable Materials, SSGCOW, and Gray Container Waste.

- c. The waste evaluations shall include samples from each Container type served by the Company and shall include samples taken from different areas in the City that are representative of the City's waste stream.

- d. The waste evaluations shall include at least the minimum number of samples specified in SB 1383 Regulations.

e. The Company shall Transport all of the material Collected for sampling to a sorting area at a permitted solid waste Facility where the presence of Prohibited Container Contaminants for each Container type shall be measured to determine the ratio of Prohibited Container Contaminants present in each material stream by weight. To determine the ratio of Prohibited Container Contaminants, the Company shall use the following protocol:

i. The Company shall take one sample of at least 200 pounds from the material Collected from each material stream for sampling.

ii. The 200-pound sample shall be randomly selected from different areas of the pile of Collected material for that material stream.

iii. For each 200-pound sample, the Company shall remove any Prohibited Container Contaminants and determine the weight of Prohibited Container Contaminants.

iv. The Company shall determine the ratio of Prohibited Container Contaminants in the sample by dividing the total weight of Prohibited Container Contaminants by the total weight of the sample.

2. Contamination Response. If the sampled weight of Prohibited Container Contaminants exceeds twenty-five percent (25%) of the measured sample for any material stream, the Company shall within fifteen (15) working days of the waste evaluation, notify all Generators on the sampled Hauler Route of their requirement to properly separate materials into the appropriate Containers. The Company may provide this information by placing a written notice on the Generators' Containers or the gate or door of the Premises; and/or by mail, email, or electronic message to the Generators. The format of the warning notice shall be approved by the City.

3. Material Exceptions. Organic Waste that is textiles, carpet, hazardous wood waste, human waste, pet waste, or material subject to a quarantine on movement issued by a County agricultural commissioner is not required to be measured as Organic Waste when calculating the amount of Organic Waste present in the Gray Container Waste.

C. Recordkeeping Requirements. Company shall maintain all applicable records required under the SB 1383 Regulations, and report to the City on contamination monitoring activities, route reviews and/or waste evaluations, and actions taken.”

D. Nothing in this section shall prohibit Company from meeting its compliance requirements by any alternative methods or procedures, provided it complies with SB 1383, the SB 1383 Regulations, and/or any other applicable law, as may be amended from time to time and such methods or procedures are approved by the City.

7. INSPECTION AND ENFORCEMENT.

Section 4.6.4 is added to the Agreement to read as follows:

“Section 4.6.4 Inspection and Enforcement

No later than October 1, 2022, Company shall assist the City with and/or conduct applicable inspections and enforcement required by the SB 1383 Regulations, to the extent delegable.

Company shall perform route reviews, compliance reviews, and inspections and reviews in accordance with 14 CCR Section 18995.1.

When compliance reviews are performed by Company, Company shall provide City-approved educational materials, in response to violations. Company shall provide these educational materials to the non-compliant Customers within two (2) working days of determination of non-compliance or immediately upon determination of non-compliance if such non-compliance is determined during an inspection or route review. Company shall document the non-compliant Customers and the date and type of education materials provided and report such information to the City. The City shall be responsible for subsequent enforcement action against the Customer.

Company shall maintain a computer database of all oral and written SB 1383-related non-compliance incidents reported to Company from Customers or other persons, and documentation related to route reviews, compliance reviews, inspections, and enforcement.

Company shall maintain all applicable records from inspection and enforcement in accordance with SB 1383 Regulations.”

8. PROVISION FOR RECOVERED ORGANIC WASTE PRODUCT.

Section 4.6.5 is added to the Agreement to read as follows:

“Section 4.6.5 Provision for Recovered Organic Waste Product

Company shall serve as a direct service provider for the purpose of the City meeting its annual recovered organic waste procurement target, and procure the products and quantities necessary for the City to meet its annual recovered organic waste procurement target under 14 CCR sections 18993.1-18993.2 and at no cost to the City.”

9. GENERATOR WAIVER PROGRAM COORDINATION.

Section 4.8.5 is added to the Agreement as follows:

“4.8.5 Generator Waiver Program

General. In accordance with SB 1383 Regulations and the Coachella Municipal Code, the City may grant waivers (de minimis, physical space or Collection frequency) to Generators that impact the scope of Company’s provision of service for those Customers. Waivers issued shall be subject to compliance with SB 1383 Regulatory requirements, pursuant to 14 CCR Section 18984.11.

Requests Submitted to Company. Company shall review applications for de minimis waivers, physical space waivers, and Collection frequency waivers that Generators submit to the Company. Company shall review waiver applications and inspect the Generator's Premises to verify information provided on the application within 15 days of receipt of the application. Company shall provide documentation of the inspection, including the Company's recommendation to approve or deny the waiver request, and send this information to the City within 15 days of receipt of the Generator's waiver application for the City's review and approval. The City ultimately retains the right to approve or deny any application, regardless of the Company's recommendation. Company shall report information regarding waivers reviewed to the City on a monthly basis.

Company Change in Customers' Service Levels. When the City grants a waiver to a Generator, the City shall notify the Company within ten (10) business days of the waiver approval with information on the Customer and any changes to the Service Level or Collection service requirements for the Customer. Company shall have five (5) business days to modify the Customer's Service Level and billing statement, as needed.

Reverification of Waivers. Company shall conduct such reverifications of waivers through inspection of each Generator's Premises and review of applicable records at least once every five (5) years, or more frequently if requested by City or de minimis and physical space constraint waivers. Company shall maintain a record of each waiver verification and provide a monthly report to the City documenting the waiver reverifications performed and recommendations to the City on whether the waivers are still warranted or no longer warranted. The City shall make a final determination of the waiver eligibility of Generators.

Company Recordkeeping of Generators Granted Waivers. Upon Company's request, the City shall provide Company an updated listing of waivers approved by the City, including the Generators' names, mailing address, service address, and type of waiver. Company shall maintain waiver-related records and report on waiver verifications, as required herein.

10. COMPLAINTS.

The following paragraph shall be added to the end of Section 4.11.2 as follows:

Company agrees to maintain a log of all applicable oral and written complaints received by Company from Customers or other Persons. Company shall be responsible for the prompt and courteous attention to, and prompt and reasonable resolution of, all applicable Customer complaints.

11. EDUCATION AND OUTREACH.

Section 4.12.2 is added to the Agreement as follows:

"4.12.2 SB 1383 Education and Outreach

A. Company shall create all applicable education materials and conduct all education programs and activities as provided by and in accordance with the SB 1383 Regulations. Company shall use reasonable business efforts to outreach and educate the public on the importance of

recycling and separating Solid Waste in order to achieve maximum waste diversion in accordance with 14 CCR Sections 18985.1-18985.2. Company shall develop and implement a program of educational presentations and materials concerning the importance of recycling and diversion, proper techniques for Solid Waste disposal and recycling, and options for the disposal of Hazardous Waste. The educational program shall include a well-defined component aimed at capturing Organic Waste, and Green Waste generated by landscaping services and contractors, including information for Customers on how and why Organic Waste and Green Waste should be collected and diverted. All community relations and promotional materials and related news releases shall be developed at Company's sole cost and expense. A new educational program shall be prepared for each fiscal year, and submitted to the City Manager no later than April 1st. Company shall cooperate and coordinate with the City on public education activities.

B. On or before August 1, 2022, the Company shall develop a list of Food Recovery Organizations and Food Recovery Services operating within the City, maintain the list on the Company's City-specific website, share the list with the City if the City wants to post the list on additional City websites, and update the list annually. The list shall include, at a minimum, the following information about each Food Recovery Organization and each Food Recovery Service:

1. Name and physical address;
2. Contact information;
3. Collection service area; and,
4. An indication of types of Edible Food the Food Recovery Service or Food Recovery Organization can accept for Food Recovery.

C. At least annually, the Company shall provide Commercial Edible Food Generators with the following information:

1. Information about the City's Edible Food Recovery program;
2. Information about the Commercial Edible Food Generator requirements under 14 CCR, Division 7, Chapter 12, Article 10;
3. Information about Food Recovery Organizations and Food Recovery Services operating within the City, and where a list of those Food Recovery Organizations and Food Recovery Services can be found; and,
4. Information about actions that Commercial Edible Food Generators can take to prevent the creation of Food Waste.

D. The Company may provide the information required above by including it with regularly scheduled notices, education materials, billing inserts, or other information disseminated to Generators.

E. Company shall comply with all applicable public education and outreach record keeping and reporting requirements under 14 CCR Section 18985.3.

12. CONTAINER REQUIREMENTS.

Section 4.17 of the Agreement is amended in its entirety to read as follows:

“4.17.1 Containers.

Company shall use the Company-provided Collection Containers that are currently located at Customers’ Premises or provide Customers with Collection Containers from Company’s current inventory.

No later than January 1, 2036, Company shall provide all Customers with Collection Containers that comply with the Container color requirements specified in this Agreement or as otherwise specified in the SB 1383 Regulations. If an existing Container breaks or is otherwise rendered non-functional on or after January 1, 2022, and the company is out of the existing color containers. The Company shall replace the non-functional Container with a Container that complies with the color requirements of this Agreement. Notwithstanding this Section, the Company is not required to replace functional Containers, including Containers purchased prior to January 1, 2022, that do not comply with the color requirements of this Agreement prior to the end of the useful life of those Containers, or prior to January 1, 2036, whichever comes first.

Section 4.17.2 Labeling Requirements

Beginning August 1, 2022, Company shall place a label on the body or lid of each new and existing Container that has been provided to a Customer that includes language or graphic images, or both, that indicate the primary materials accepted and the primary materials prohibited in that Container, in accordance with the SB 1383 Regulations. Labels shall clearly indicate items that are Prohibited Container Contaminants for each Container.”

13. Method of Adjustments

Section 6.4 is amended in its entirety to read as follows:

“6.4 Method of Adjustments.

The rates and fees identified in Exhibit A, Rate Schedule, excluding the Disposal tip fee portion of said rates and fees, may be adjusted annually for increases in the Consumer Price Index ("CPI") according to the following procedures:

- a. **CPI Formula Increase.** Beginning July 1, 2023 and each July 1st thereafter, the rates for Company’s services identified in Exhibit A, Rate Schedule, excluding Disposal Charges and City Fees, may be increased annually based upon the change in the CPI for All Urban Consumers Series Title: All items in Riverside-San Bernardino-Ontario, CA., from January to January published by the U.S. Bureau of Labor Statistics. Said increase is subject to the following:

i. Company shall be entitled to a maximum CPI formula increase of five percent (5%).

ii. Company's request for a CPI formula increase shall be submitted to City with evidence of the change in the CPI and a proposed revised Exhibit A, Rate Schedule reflecting the increase. Company shall submit the request not later than May 1st and City shall confirm Company's calculations for accuracy and approve the revised Exhibit A, Rate Schedule in time for the rate adjustment to take effect on July 1st. Upon City's approval and confirmation of the calculations, Company shall be responsible for sending the 30-day notice required under Government section 53756 at Company's expense.

iii. Upon Company's failure to submit a request for a CPI formula increase by May 1st, Company shall be deemed to have irrevocably waived the right to a CPI formula increase for the next fiscal year."

14. RECORDKEEPING AND REPORTING.

Section 7.3.7 is hereby added to the Agreement as follows:

"Section 7.3.7 SB 1383 Recordkeeping and Reporting

Company shall maintain all applicable records and assist the City in meeting all applicable reporting, as required by the SB 1383 Regulations. Company shall prepare and maintain the records identified in 14 CCR Section 18995.2(f) and assist the City in reporting information about implementation and compliance with the SB 1383 Regulations and in accordance with Article 13 of Chapter 12 of Title 14 of the CCR. Company shall allow City to audit and inspect such records and reports upon reasonable request."

15. FRANCHISE FEES.

Section 2 of the Second Amendment to Exclusive Franchise Agreement for Integrated Solid Waste Management Services is hereby amended in its entirety to read as follows.

"Section 3.1.1 of the Agreement shall be amended to provide that (i) For residential customers, the Franchise Fee retained by the City shall be equal to 12% of the amount remitted by County from amounts collected on the property tax roll and billings collected (including disposal fees), and (ii) For commercial customers, the Franchise Fee payable by the Company to the City shall be equal to 12% of all billings collected (excluding disposal fees). Company and the City agree the Franchise Fee is a negotiated amount that is reasonably related to the value of the rights granted to Company under this Agreement. The City may use the Franchise Fee for any lawful purpose."

16. **EXHIBIT A.**

Exhibit A of the Agreement is hereby replaced with the Exhibit A as attached to this Fourth Amendment.

17. **REFERENCES TO "GREENWASTE".**

All references to "Greenwaste" or "Green Waste" in Agreement shall instead refer to "Organic Waste."

18. **NO LEGAL CHALLENGE**

If a referendum petition or legal challenge to the award of this Agreement is submitted or filed, Contractor shall defend, indemnify and hold City harmless for all costs incurred to defend such challenge. Contractor shall further reimburse City for any costs incurred in any election subject to this Section. In the event that the City's residents submit a valid referendum petition challenging award of this Agreement, City may elect to conduct an election on such award. If so, Contractor shall reimburse City for all costs associated with conducting such election within thirty (30) days of receipt of an invoice from City."

19. **OTHER TERMS AND CONDITIONS UNCHANGED.**

Except as expressly amended by this Fourth Amendment, all other terms and conditions of the Agreement shall remain unchanged. In the event of any conflict between the terms and conditions of this Fourth Amendment and the terms and conditions of the Agreement and/or any previous amendment thereto, the terms and conditions of this Fourth Amendment shall prevail and control.

20. **COUNTERPARTS.**

This Agreement may be executed in one or more counterparts, each of which shall be deemed an original. All counterparts shall be construed together and shall constitute one agreement.

IN WITNESS WHEREOF, the parties hereto have caused this Amendment to be executed by and through their respective authorized officers, as of the date first above written.

CITY OF COACHELLA

**BURRTEC WASTE & RECYCLING
SERVICES, LLC**

By:

Dr. Gabriel D. Martin, City Manager

By:

Frank Orlett, Vice President

Attest:

By:

Angela M. Zepeda, City Clerk

Approved as to Form:

By:

Carlos Campos, City Attorney

EXHIBIT A

MAXIMUM SOLID WASTE RATES

The FY 2022/23 attached rates are subject to the voter-approved 5% Utility Users Tax.

**City of Coachella
Residential Rates
Exhibit A**

<u>Service</u>	<u>Service</u>	<u>Disposal</u>	<u>Green</u> <u>Waste</u>	<u>Franchise</u> <u>Fee</u>	<u>Monthly</u> <u>Rate</u>	<u>Monthly Rate Incl</u> <u>UUT</u>
Curbside- Standard Rate	\$12.09	\$8.80	\$5.46	\$3.59	\$29.94	\$31.44
Additional Service	\$8.81			\$1.20	\$10.01	\$10.51
Additional cart	\$7.45			\$1.02	\$8.47	\$8.89
House and Poultry Manure	\$46.69			\$6.37	\$53.06	\$55.71
Bulky Item	\$73.59			\$10.04	\$83.63	\$87.81
Contamination	\$15.00				\$15.00	\$15.75

Note: Residential rate include 1-96 gallon refuse cart, 1-96 gallon recycling cart and 1-96 gallon green waste cart
 Service Fee includes Street Sweeping 2x-month
 Contamination Fee may be charged after more than three occurrences in a 6-month period

City of Coachella
Commercial Rates
Exhibit A

		<u>1 x per week</u>	<u>2 x per week</u>	<u>3 x per week</u>	<u>4 x per week</u>	<u>5 x per week</u>	<u>6 x per week</u>
Service	2 yd Bin	\$71.49	\$129.61	\$187.72	\$245.28	\$301.27	\$362.97
	3 yd Bin	\$102.31	\$194.99	\$281.91	\$367.58	\$452.19	\$544.59
	4 yd Bin	\$142.91	\$259.18	\$375.43	\$490.59	\$602.52	\$725.93
	6 yd Bin	\$214.54	\$387.70	\$563.86	\$732.61	\$904.32	\$1,098.06
Disposal	2 yd Bin	\$36.75	\$73.50	\$110.25	\$147.00	\$183.75	\$220.50
	3 yd Bin	\$55.12	\$110.24	\$165.36	\$220.48	\$275.60	\$330.72
	4 yd Bin	\$73.49	\$146.98	\$220.47	\$293.96	\$367.45	\$440.94
	6 yd Bin	\$110.24	\$220.48	\$330.72	\$440.96	\$551.20	\$661.44
FranchiseFee	2 yd Bin	\$9.75	\$17.67	\$25.60	\$33.45	\$41.08	\$49.50
	3 yd Bin	\$13.95	\$26.59	\$38.44	\$50.12	\$61.66	\$74.26
	4 yd Bin	\$19.49	\$35.34	\$51.20	\$66.90	\$82.16	\$98.99
	6 yd Bin	\$29.26	\$52.87	\$76.89	\$99.90	\$123.32	\$149.74
Sub-Total Rate before UUT	2 yd Bin	\$117.99	\$220.78	\$323.57	\$425.73	\$526.10	\$632.97
	3 yd Bin	\$171.38	\$331.82	\$485.71	\$638.18	\$789.45	\$949.57
	4 yd Bin	\$235.89	\$441.50	\$647.10	\$851.45	\$1,052.13	\$1,265.86
	6 yd Bin	\$354.04	\$661.05	\$971.47	\$1,273.47	\$1,578.84	\$1,909.24
UUT	2 yd Bin	\$5.90	\$11.04	\$16.18	\$21.29	\$26.31	\$31.65
	3 yd Bin	\$8.57	\$16.59	\$24.29	\$31.91	\$39.47	\$47.48
	4 yd Bin	\$11.79	\$22.08	\$32.36	\$42.57	\$52.61	\$63.29
	6 yd Bin	\$17.70	\$33.05	\$48.57	\$63.67	\$78.94	\$95.46
Total Rate Incl UUT	2 yd Bin	\$123.89	\$231.82	\$339.75	\$447.02	\$552.41	\$664.62
	3 yd Bin	\$179.95	\$348.41	\$510.00	\$670.09	\$828.92	\$997.05
	4 yd Bin	\$247.68	\$463.58	\$679.46	\$894.02	\$1,104.74	\$1,329.15
	6 yd Bin	\$371.74	\$694.10	\$1,020.04	\$1,337.14	\$1,657.78	\$2,004.70

Note: Compactors will be charged 3x the trash and recycle rates

City of Coachella
Additional Commercial Services
Exhibit A

Item 14.

<u>Description</u>	<u>Service</u>	<u>Disposal</u>	<u>Fran. Fee</u>	<u>UUT</u>	<u>Total Rate</u>
2yd Extra Empty - Trash	\$51.27	\$8.44	\$6.99	\$3.34	\$70.04
3yd Extra Empty - Trash	\$68.81	\$12.65	\$9.38	\$4.54	\$95.38
4yd Extra Empty - Trash	\$102.54	\$16.87	\$13.98	\$6.67	\$140.06
6yd Extra Empty - Trash	\$124.07	\$25.28	\$16.92	\$8.31	\$174.58
3yd Construction Bin/lift	\$166.39	\$12.65	\$22.69	\$10.09	\$211.82
4yd Construction Bin/lift	\$201.79	\$16.87	\$27.52	\$12.31	\$258.49
95-gal Trash & Recycling Cart	\$22.42	\$9.20	\$3.06	\$1.73	\$36.41
Bin replacement	\$47.45	\$0.00	\$6.47	\$2.70	\$56.62
Horse/Poultry Manure (Per Pickup)	\$158.02	\$25.28	\$21.55	\$10.24	\$215.09
Bin Cleaning	\$61.00	\$0.00	\$8.32	\$3.47	\$72.79
Delivery charge	\$26.59	\$0.00	\$3.63	\$1.51	\$31.73
New Start	\$15.76	\$0.00	\$2.15	\$0.90	\$18.81
Re Start	\$15.76	\$0.00	\$2.15	\$0.90	\$18.81
Pull Out 20ft	\$43.45	\$0.00	\$5.93	\$2.47	\$51.85
Locking Container	\$71.71	\$0.00	\$9.78	\$4.07	\$85.56
Replace locking bar	\$47.83	\$0.00	\$6.52	\$2.72	\$57.07
Saturday Service/Month	\$43.86	\$0.00	\$5.98	\$2.49	\$52.33
Contamination Fee	\$75.00		\$10.23	\$4.26	\$89.49

City of Coachella
Commercial Recycle Rates
Exhibit A

		<u>1 x per week</u>	<u>2 x per week</u>	<u>3 x per week</u>	<u>4 x per week</u>	<u>5 x per week</u>	<u>6 x per week</u>
Total Rate Excl UUT	2 yd Bin	\$71.06	\$132.16	\$193.29	\$253.99	\$313.51	\$377.31
	3 yd Bin	\$102.93	\$198.72	\$290.19	\$380.76	\$470.48	\$566.06
	4 yd Bin	\$142.07	\$264.34	\$386.55	\$507.98	\$627.01	\$754.60
	6 yd Bin	\$213.22	\$395.70	\$580.39	\$759.56	\$940.93	\$1,138.69
UUT	2 yd Bin	\$3.55	\$6.61	\$9.66	\$12.70	\$15.68	\$18.87
	3 yd Bin	\$5.15	\$9.94	\$14.51	\$19.04	\$23.52	\$28.30
	4 yd Bin	\$7.10	\$13.22	\$19.33	\$25.40	\$31.35	\$37.73
	6 yd Bin	\$10.66	\$19.79	\$29.02	\$37.98	\$47.05	\$56.93
Total Rate Incl UUT	2 yd Bin	\$74.61	\$138.77	\$202.95	\$266.69	\$329.19	\$396.18
	3 yd Bin	\$108.08	\$208.66	\$304.70	\$399.80	\$494.00	\$594.36
	4 yd Bin	\$149.17	\$277.56	\$405.88	\$533.38	\$658.36	\$792.33
	6 yd Bin	\$223.88	\$415.49	\$609.41	\$797.54	\$987.98	\$1,195.62

Additional Commercial Recycle Services
Exhibit A

<u>Description</u>	<u>Service</u>	<u>Fran. Fee</u>	<u>UUT</u>	<u>Total Rate</u>
2yd Extra Empty - Recycle	\$37.45	\$5.11	\$2.13	\$44.69
3yd Extra Empty - Recycle	\$50.89	\$6.94	\$2.89	\$60.72
4yd Extra Empty - Recycle	\$74.94	\$10.22	\$4.26	\$89.42
6yd Extra Empty - Recycle	\$92.81	\$12.66	\$5.27	\$110.74
Bin replacement	\$46.94	\$6.40	\$2.67	\$56.01
Bin Cleaning	\$60.34	\$8.23	\$3.43	\$72.00
Delivery charge	\$26.30	\$3.59	\$1.49	\$31.38
New Start	\$15.59	\$2.13	\$0.89	\$18.61
Re Start	\$15.59	\$2.13	\$0.89	\$18.61
Pull Out 20ft	\$42.99	\$5.86	\$2.44	\$51.29
Locking Container	\$70.94	\$9.67	\$4.03	\$84.64
Replace locking bar	\$47.37	\$6.46	\$2.69	\$56.52
Saturday Service/Month	\$43.39	\$5.92	\$2.47	\$51.78
Contamination Fee	\$75.0	\$10.23	\$4.26	\$89.49

City of Coachella
Roll-off Rates
Exhibit A

Permanent Roll-Off Rates

Container Size (yds)	Incl 5% UUT		
	<u>Service Rate</u>	<u>UUT</u>	<u>Total Rate</u>
	<u>Per Pull</u>	<u>Per Pull</u>	<u>Per Pull</u>
20	\$318.77	\$15.94	\$334.71
30	\$318.77	\$15.94	\$334.71
40	\$318.77	\$15.94	\$334.71

Plus actual Disposal fee
 Compactor rates are three times (3X) the pull rate

Other Permanent Roll-off Fees:

	<u>Service Rate</u>	<u>UUT</u>	<u>Total Rate</u>
Delivery Charge	N/A		N/A
Relocate Charge	\$72.94	\$3.65	\$76.59
Extra Trip	\$72.94	\$3.65	\$76.59
New Start	\$18.14	\$0.91	\$19.05
Re-Start	\$18.14	\$0.91	\$19.05
Contamination	\$85.23	\$4.26	\$89.49

Temporary Roll-Off Rates

Container Size (yds)			
	<u>Service Rate</u>	<u>UUT</u>	<u>Total Rate</u>
	<u>Per Pull</u>	<u>Per Pull</u>	<u>Per Pull</u>
20	\$318.77	\$15.94	\$334.71
30	\$318.77	\$15.94	\$334.71
40	\$318.77	\$15.94	\$334.71

Plus actual Disposal fee
 Compactor rates are three times (3X) the pull rate

Other Temporary Roll-off Rates

	<u>Service Rate</u>	<u>UUT</u>	<u>Total Rate</u>
Delivery Charge	N/A		
Per Diem Over 7 Days	\$44.11	\$2.21	\$46.32
Relocate Charge	\$76.52	\$3.83	\$80.35
Extra Trip	\$76.52	\$3.83	\$80.35
Concrete Washout - Load (+dump)	\$213.63	\$10.68	\$224.31
Concrete Washout - Pump	\$151.74	\$7.59	\$159.33
Contamination	\$85.23	\$4.26	\$89.49

Rates are subject to additional 5% City Utility Tax

CITY OF Coachella
Commercial Foodwaste Rates
Exhibit A

1-65 Gallon Cart

# Pick-Ups Per week	Service	Processing	Franchise Fee	Sub-Total B/F UUT	Utility Users Tax	Total Monthly Rate
1	\$ 41.36	\$ 36.83	\$ 5.64	\$ 83.83	\$ 4.19	\$ 88.02
2	\$ 82.70	\$ 73.61	\$ 11.28	\$ 167.59	\$ 8.38	\$ 175.97
3	\$ 124.03	\$ 110.42	\$ 16.91	\$ 251.36	\$ 12.57	\$ 263.93
4	\$ 165.37	\$ 147.22	\$ 22.55	\$ 335.14	\$ 16.76	\$ 351.90
5	\$ 206.74	\$ 184.03	\$ 28.19	\$ 418.96	\$ 20.95	\$ 439.91

2-65 Gallon Cart

1	\$ 67.30	\$ 73.61	\$ 9.18	\$ 150.09	\$ 7.50	\$ 157.59
2	\$ 134.57	\$ 147.22	\$ 18.35	\$ 300.14	\$ 15.01	\$ 315.15
3	\$ 201.89	\$ 220.81	\$ 27.53	\$ 450.23	\$ 22.51	\$ 472.74
4	\$ 269.16	\$ 294.41	\$ 36.70	\$ 600.27	\$ 30.01	\$ 630.28
5	\$ 336.46	\$ 368.02	\$ 45.88	\$ 750.36	\$ 37.52	\$ 787.88

3-65 Gallon Cart

1	\$ 89.38	\$ 110.42	\$ 12.19	\$ 211.99	\$ 10.60	\$ 222.59
2	\$ 190.34	\$ 220.81	\$ 25.96	\$ 437.11	\$ 21.86	\$ 458.97
3	\$ 268.16	\$ 331.24	\$ 36.57	\$ 635.97	\$ 31.80	\$ 667.77
4	\$ 357.55	\$ 441.62	\$ 48.76	\$ 847.93	\$ 42.40	\$ 890.33
5	\$ 446.94	\$ 552.05	\$ 60.95	\$ 1,059.94	\$ 53.00	\$ 1,112.94

4-65 Gallon Cart

1	\$ 103.78	\$ 147.22	\$ 14.15	\$ 265.15	\$ 13.26	\$ 278.41
2	\$ 207.56	\$ 294.41	\$ 28.30	\$ 530.27	\$ 26.51	\$ 556.78
3	\$ 311.35	\$ 441.62	\$ 42.46	\$ 795.43	\$ 39.77	\$ 835.20
4	\$ 415.12	\$ 588.84	\$ 56.61	\$ 1,060.57	\$ 53.03	\$ 1,113.60
5	\$ 518.90	\$ 736.04	\$ 70.76	\$ 1,325.70	\$ 66.29	\$ 1,391.99

Additional Cart after 4 Carts Per Week

1	\$ 24.19	\$ 36.83	\$ 3.30	\$ 64.32	\$ 3.22	\$ 67.54
2	\$ 48.32	\$ 73.61	\$ 6.59	\$ 128.52	\$ 6.43	\$ 134.95
3	\$ 72.62	\$ 110.42	\$ 9.90	\$ 192.94	\$ 9.65	\$ 202.59
4	\$ 96.82	\$ 147.22	\$ 13.20	\$ 257.24	\$ 12.86	\$ 270.10
5	\$ 121.00	\$ 184.03	\$ 16.50	\$ 321.53	\$ 16.08	\$ 337.61

Extra Pickup

1	\$ 13.94	\$ 8.50	\$ 1.90	\$ 24.34	\$ 1.22	\$ 25.56
2	\$ 25.18	\$ 17.00	\$ 3.43	\$ 45.61	\$ 2.28	\$ 47.89
3	\$ 31.82	\$ 25.50	\$ 4.34	\$ 61.66	\$ 3.08	\$ 64.74
4	\$ 42.43	\$ 34.00	\$ 5.79	\$ 82.22	\$ 4.11	\$ 86.33
5	\$ 53.06	\$ 42.50	\$ 7.24	\$ 102.80	\$ 5.14	\$ 107.94

1-35 Gallon Cart

1x per week	\$ 41.36	\$ 18.40	\$ 5.64	\$ 65.40	\$ 3.27	\$ 68.67
-------------	----------	----------	---------	----------	---------	----------

EXHIBIT B

MAXIMUM SOLID WASTE RATES

The attached rates identified are subject to the voter-approved 5% Utility Users Tax.

**City of Coachella
Residential Rates
Exhibit A**

Service	Service Fee	Disposal	Green Waste	Franchise Fee	Monthly Rate	Monthly Rate Incl UUT
Outside- Standard Rate	\$12.09	\$8.80	\$5.46	\$3.59	\$29.94	\$31.44
Service	\$8.81			\$1.20	\$10.01	\$10.51
Additional cart	\$7.45			\$1.02	\$8.47	\$8.89
Manure and Poultry	\$46.69			\$6.37	\$53.06	\$55.71
Bulky Item	\$73.59			\$10.04	\$83.63	\$87.81
Contamination	\$15.00				\$15.00	\$15.75

Note: Residential rate include 1-96 gallon refuse cart, 1-96 gallon recycling cart and 1-96 gallon green waste cart
 Service Fee includes Street Sweeping 2x-month
 Contamination Fee may be charged after more than three occurrences in a 6-month period

City of Coachella
Commercial Rates
Exhibit A

		<u>1 x per week</u>	<u>2 x per week</u>	<u>3 x per week</u>	<u>4 x per week</u>	<u>5 x per week</u>	<u>6 x per week</u>
Service	2 yd Bin	\$71.49	\$129.61	\$187.72	\$245.28	\$301.27	\$362.97
	3 yd Bin	\$102.31	\$194.99	\$281.91	\$367.58	\$452.19	\$544.59
	4 yd Bin	\$142.91	\$259.18	\$375.43	\$490.59	\$602.52	\$725.93
	6 yd Bin	\$214.54	\$387.70	\$563.86	\$732.61	\$904.32	\$1,098.06
Disposal	2 yd Bin	\$36.75	\$73.50	\$110.25	\$147.00	\$183.75	\$220.50
	3 yd Bin	\$55.12	\$110.24	\$165.36	\$220.48	\$275.60	\$330.72
	4 yd Bin	\$73.49	\$146.98	\$220.47	\$293.96	\$367.45	\$440.94
	6 yd Bin	\$110.24	\$220.48	\$330.72	\$440.96	\$551.20	\$661.44
FranchiseFee	2 yd Bin	\$9.75	\$17.67	\$25.60	\$33.45	\$41.08	\$49.50
	3 yd Bin	\$13.95	\$26.59	\$38.44	\$50.12	\$61.66	\$74.26
	4 yd Bin	\$19.49	\$35.34	\$51.20	\$66.90	\$82.16	\$98.99
	6 yd Bin	\$29.26	\$52.87	\$76.89	\$99.90	\$123.32	\$149.74
Sub-Total Rate before UUT	2 yd Bin	\$117.99	\$220.78	\$323.57	\$425.73	\$526.10	\$632.97
	3 yd Bin	\$171.38	\$331.82	\$485.71	\$638.18	\$789.45	\$949.57
	4 yd Bin	\$235.89	\$441.50	\$647.10	\$851.45	\$1,052.13	\$1,265.86
	6 yd Bin	\$354.04	\$661.05	\$971.47	\$1,273.47	\$1,578.84	\$1,909.24
UUT	2 yd Bin	\$5.90	\$11.04	\$16.18	\$21.29	\$26.31	\$31.65
	3 yd Bin	\$8.57	\$16.59	\$24.29	\$31.91	\$39.47	\$47.48
	4 yd Bin	\$11.79	\$22.08	\$32.36	\$42.57	\$52.61	\$63.29
	6 yd Bin	\$17.70	\$33.05	\$48.57	\$63.67	\$78.94	\$95.46
Total Rate Incl UUT	2 yd Bin	\$123.89	\$231.82	\$339.75	\$447.02	\$552.41	\$664.62
	3 yd Bin	\$179.95	\$348.41	\$510.00	\$670.09	\$828.92	\$997.05
	4 yd Bin	\$247.68	\$463.58	\$679.46	\$894.02	\$1,104.74	\$1,329.15
	6 yd Bin	\$371.74	\$694.10	\$1,020.04	\$1,337.14	\$1,657.78	\$2,004.70

Note: Compactors will be charged 3x the trash and recycle rates

City of Coachella
Additional Commercial Services
Exhibit A

Item 14.

<u>Description</u>	<u>Service</u>	<u>Disposal</u>	<u>Fran. Fee</u>	<u>UUT</u>	<u>Total Rate</u>
2yd Extra Empty - Trash	\$51.27	\$8.44	\$6.99	\$3.34	\$70.04
3yd Extra Empty - Trash	\$68.81	\$12.65	\$9.38	\$4.54	\$95.38
4yd Extra Empty - Trash	\$102.54	\$16.87	\$13.98	\$6.67	\$140.06
6yd Extra Empty - Trash	\$124.07	\$25.28	\$16.92	\$8.31	\$174.58
3yd Construction Bin/lift	\$166.39	\$12.65	\$22.69	\$10.09	\$211.82
4yd Construction Bin/lift	\$201.79	\$16.87	\$27.52	\$12.31	\$258.49
95-gal Trash & Recycling Cart	\$22.42	\$9.20	\$3.06	\$1.73	\$36.41
Bin replacement	\$47.45	\$0.00	\$6.47	\$2.70	\$56.62
Horse/Poultry Manure (Per Pickup)	\$158.02	\$25.28	\$21.55	\$10.24	\$215.09
Bin Cleaning	\$61.00	\$0.00	\$8.32	\$3.47	\$72.79
Delivery charge	\$26.59	\$0.00	\$3.63	\$1.51	\$31.73
New Start	\$15.76	\$0.00	\$2.15	\$0.90	\$18.81
Re Start	\$15.76	\$0.00	\$2.15	\$0.90	\$18.81
Pull Out 20ft	\$43.45	\$0.00	\$5.93	\$2.47	\$51.85
Locking Container	\$71.71	\$0.00	\$9.78	\$4.07	\$85.56
Replace locking bar	\$47.83	\$0.00	\$6.52	\$2.72	\$57.07
Saturday Service/Month	\$43.86	\$0.00	\$5.98	\$2.49	\$52.33
Contamination Fee	\$75.00		\$10.23	\$4.26	\$89.49

City of Coachella
Commercial Recycle Rates
Exhibit A

		<u>1 x per week</u>	<u>2 x per week</u>	<u>3 x per week</u>	<u>4 x per week</u>	<u>5 x per week</u>	<u>6 x per week</u>
Total Rate Excl	2 yd Bin	\$71.06	\$132.16	\$193.29	\$253.99	\$313.51	\$377.31
UUT	3 yd Bin	\$102.93	\$198.72	\$290.19	\$380.76	\$470.48	\$566.06
	4 yd Bin	\$142.07	\$264.34	\$386.55	\$507.98	\$627.01	\$754.60
	6 yd Bin	\$213.22	\$395.70	\$580.39	\$759.56	\$940.93	\$1,138.69
UUT	2 yd Bin	\$3.55	\$6.61	\$9.66	\$12.70	\$15.68	\$18.87
	3 yd Bin	\$5.15	\$9.94	\$14.51	\$19.04	\$23.52	\$28.30
	4 yd Bin	\$7.10	\$13.22	\$19.33	\$25.40	\$31.35	\$37.73
	6 yd Bin	\$10.66	\$19.79	\$29.02	\$37.98	\$47.05	\$56.93
Total Rate Incl	2 yd Bin	\$74.61	\$138.77	\$202.95	\$266.69	\$329.19	\$396.18
UUT	3 yd Bin	\$108.08	\$208.66	\$304.70	\$399.80	\$494.00	\$594.36
	4 yd Bin	\$149.17	\$277.56	\$405.88	\$533.38	\$658.36	\$792.33
	6 yd Bin	\$223.88	\$415.49	\$609.41	\$797.54	\$987.98	\$1,195.62

Additional Commercial Recycle Services
Exhibit A

<u>Description</u>	<u>Service</u>	<u>Fran. Fee</u>	<u>UUT</u>	<u>Total Rate</u>
2yd Extra Empty - Recycle	\$37.45	\$5.11	\$2.13	\$44.69
3yd Extra Empty - Recycle	\$50.89	\$6.94	\$2.89	\$60.72
4yd Extra Empty - Recycle	\$74.94	\$10.22	\$4.26	\$89.42
6yd Extra Empty - Recycle	\$92.81	\$12.66	\$5.27	\$110.74
Bin replacement	\$46.94	\$6.40	\$2.67	\$56.01
Bin Cleaning	\$60.34	\$8.23	\$3.43	\$72.00
Delivery charge	\$26.30	\$3.59	\$1.49	\$31.38
New Start	\$15.59	\$2.13	\$0.89	\$18.61
Re Start	\$15.59	\$2.13	\$0.89	\$18.61
Pull Out 20ft	\$42.99	\$5.86	\$2.44	\$51.29
Locking Container	\$70.94	\$9.67	\$4.03	\$84.64
Replace locking bar	\$47.37	\$6.46	\$2.69	\$56.52
Saturday Service/Month	\$43.39	\$5.92	\$2.47	\$51.78
Contamination Fee	\$75.0	\$10.23	\$4.26	\$89.49

City of Coachella
Roll-off Rates
Exhibit A

Permanent Roll-Off Rates

Container Size (yds)	Incl 5% UUT		
	<u>Service Rate</u>	<u>Total Rate</u>	
	<u>Per Pull</u>	<u>UUT</u>	<u>Per Pull</u>
20	\$318.77	\$15.94	\$334.71
30	\$318.77	\$15.94	\$334.71
40	\$318.77	\$15.94	\$334.71

Plus actual Disposal fee
 Compactor rates are three times (3X) the pull rate

Other Permanent Roll-off Fees:

	<u>Service Rate</u>	<u>UUT</u>	<u>Total Rate</u>
Delivery Charge	N/A		N/A
Relocate Charge	\$72.94	\$3.65	\$76.59
Extra Trip	\$72.94	\$3.65	\$76.59
New Start	\$18.14	\$0.91	\$19.05
Re-Start	\$18.14	\$0.91	\$19.05
Contamination	\$85.23	\$4.26	\$89.49

Temporary Roll-Off Rates

Container Size (yds)	Incl 5% UUT		
	<u>Service Rate</u>	<u>Total Rate</u>	
	<u>Per Pull</u>	<u>UUT</u>	<u>Per Pull</u>
20	\$318.77	\$15.94	\$334.71
30	\$318.77	\$15.94	\$334.71
40	\$318.77	\$15.94	\$334.71

Plus actual Disposal fee
 Compactor rates are three times (3X) the pull rate

Other Temporary Roll-off Rates

	<u>Service Rate</u>	<u>UUT</u>	<u>Total Rate</u>
Delivery Charge	N/A		
Per Diem Over 7 Days	\$44.11	\$2.21	\$46.32
Relocate Charge	\$76.52	\$3.83	\$80.35
Extra Trip	\$76.52	\$3.83	\$80.35
Concrete Washout - Load (+dump)	\$213.63	\$10.68	\$224.31
Concrete Washout - Pump	\$151.74	\$7.59	\$159.33
Contamination	\$85.23	\$4.26	\$89.49

Rates are subject to additional 5% City Utility Tax

CITY OF Coachella
Commercial Foodwaste Rates
Exhibit A

1-65 Gallon Cart

# Pick-Ups Per week	Service	Processing	Franchise Fee	Sub-Total B/F UUT	Utility Users Tax	Total Monthly Rate
1	\$ 41.36	\$ 36.83	\$ 5.64	\$ 83.83	\$ 4.19	\$ 88.02
2	\$ 82.70	\$ 73.61	\$ 11.28	\$ 167.59	\$ 8.38	\$ 175.97
3	\$ 124.03	\$ 110.42	\$ 16.91	\$ 251.36	\$ 12.57	\$ 263.93
4	\$ 165.37	\$ 147.22	\$ 22.55	\$ 335.14	\$ 16.76	\$ 351.90
5	\$ 206.74	\$ 184.03	\$ 28.19	\$ 418.96	\$ 20.95	\$ 439.91

2-65 Gallon Cart

1	\$ 67.30	\$ 73.61	\$ 9.18	\$ 150.09	\$ 7.50	\$ 157.59
2	\$ 134.57	\$ 147.22	\$ 18.35	\$ 300.14	\$ 15.01	\$ 315.15
3	\$ 201.89	\$ 220.81	\$ 27.53	\$ 450.23	\$ 22.51	\$ 472.74
4	\$ 269.16	\$ 294.41	\$ 36.70	\$ 600.27	\$ 30.01	\$ 630.28
5	\$ 336.46	\$ 368.02	\$ 45.88	\$ 750.36	\$ 37.52	\$ 787.88

3-65 Gallon Cart

1	\$ 89.38	\$ 110.42	\$ 12.19	\$ 211.99	\$ 10.60	\$ 222.59
2	\$ 190.34	\$ 220.81	\$ 25.96	\$ 437.11	\$ 21.86	\$ 458.97
3	\$ 268.16	\$ 331.24	\$ 36.57	\$ 635.97	\$ 31.80	\$ 667.77
4	\$ 357.55	\$ 441.62	\$ 48.76	\$ 847.93	\$ 42.40	\$ 890.33
5	\$ 446.94	\$ 552.05	\$ 60.95	\$ 1,059.94	\$ 53.00	\$ 1,112.94

4-65 Gallon Cart

1	\$ 103.78	\$ 147.22	\$ 14.15	\$ 265.15	\$ 13.26	\$ 278.41
2	\$ 207.56	\$ 294.41	\$ 28.30	\$ 530.27	\$ 26.51	\$ 556.78
3	\$ 311.35	\$ 441.62	\$ 42.46	\$ 795.43	\$ 39.77	\$ 835.20
4	\$ 415.12	\$ 588.84	\$ 56.61	\$ 1,060.57	\$ 53.03	\$ 1,113.60
5	\$ 518.90	\$ 736.04	\$ 70.76	\$ 1,325.70	\$ 66.29	\$ 1,391.99

Additional Cart after 4 Carts Per Week

1	\$ 24.19	\$ 36.83	\$ 3.30	\$ 64.32	\$ 3.22	\$ 67.54
2	\$ 48.32	\$ 73.61	\$ 6.59	\$ 128.52	\$ 6.43	\$ 134.95
3	\$ 72.62	\$ 110.42	\$ 9.90	\$ 192.94	\$ 9.65	\$ 202.59
4	\$ 96.82	\$ 147.22	\$ 13.20	\$ 257.24	\$ 12.86	\$ 270.10
5	\$ 121.00	\$ 184.03	\$ 16.50	\$ 321.53	\$ 16.08	\$ 337.61

Extra Pickup

1	\$ 13.94	\$ 8.50	\$ 1.90	\$ 24.34	\$ 1.22	\$ 25.56
2	\$ 25.18	\$ 17.00	\$ 3.43	\$ 45.61	\$ 2.28	\$ 47.89
3	\$ 31.82	\$ 25.50	\$ 4.34	\$ 61.66	\$ 3.08	\$ 64.74
4	\$ 42.43	\$ 34.00	\$ 5.79	\$ 82.22	\$ 4.11	\$ 86.33
5	\$ 53.06	\$ 42.50	\$ 7.24	\$ 102.80	\$ 5.14	\$ 107.94

1-35 Gallon Cart

1x per week	\$ 41.36	\$ 18.40	\$ 5.64	\$ 65.40	\$ 3.27	\$ 68.67
-------------	----------	----------	---------	----------	---------	----------



STAFF REPORT
7/27/2022

TO: Honorable Mayor and City Council Members

FROM: Maritza Martinez, Public Works Director

SUBJECT: Adopt resolution authorizing the collection of residential solid waste rates for fiscal year 2022/2023 through the County of Riverside Tax Roll, at the same time and manner as general taxes.

STAFF RECOMMENDATION:

Adopt resolution authorizing the collection of residential solid waste rates for fiscal year 2022/2023 through the County of Riverside Tax Roll, at the same time and manner as general taxes.

BACKGROUND:

The City of Coachella entered into a franchise agreement with Burrtec Waste and Recycling Services (Burrtec) in May 2006. Since 2006, Burrtec has been the provider for all solid waste disposal services for Coachella residents and businesses. City Council approved a first amendment to this agreement on May 27, 2009, which established the solid waste charges for residential customers would be collected through the county tax roll; commercial customers continue to be billed directly by Burrtec. City Council approved a second amendment on June 19, 2013 extending the term of the agreement through May 30, 2023 and third amendment was approved on January 17, 2018. On July 27, 2022, a proposed fourth amendment extends the term of the agreement through May 30, 2035.

DISCUSSION/ANALYSIS:

The agreement allows for rate increases based on two components of the rate 1) service component and 2) disposal component. The current monthly residential rate is \$28.17. The proposed increase for the 2022/23 residential rate is \$1.77; thus, the new proposed residential rate is \$29.94. As approved by voters on June 8, 2010, this rate is subject to a 5% Utilities Users Tax, which will bring the monthly rate to \$31.44.

Staff is recommending approval of the attached resolution approving collection of residential solid waste rates through the County of Riverside Tax Roll for fiscal year 2022/2023.

FISCAL IMPACT:

The recommended action will have a positive fiscal impact to the general fund.

Attachment:
Resolution

RESOLUTION NO. 2022-75

A RESOLUTION OF THE CITY COUNCIL OF THE CITY OF COACHELLA, CALIFORNIA APPROVING MUNICIPAL SOLID WASTE AND DISPOSAL SERVICE RATES FOR FISCAL YEAR 2022/2023 AND ADOPTING THE REPORT PROPOSING TO COLLECT RESIDENTIAL SOLID WASTE RATES ON THE TAX ROLL FOR FISCAL YEAR 2022/2023.

WHEREAS, California Health and Safety Code Sections 5473 *et seq.*, authorizes the City of Coachella to adopt an ordinance by two-thirds of the City Council to collect solid waste rates on the tax roll, in the same manner and at the same time as the general taxes;

WHEREAS, on May 30, 2006, the City Council has entered into a service agreement with Burrtec Waste and Recycling Services, LLC for the collection and disposal of residential and commercial waste within the City of Coachella;

WHEREAS, the City Council approved an amendment to the franchise agreement with Burrtec Waste and Recycling Services, LLC on May 27, 2009 authorizing to bill the residential customers for solid waste services through the County Tax Roll instead of monthly billing;

WHEREAS, July 8, 2009, the City Council of the City of Coachella, pursuant to California Health and Safety Code Sections 5473 *et seq.*, adopted an ordinance by two-thirds vote of the City Council revising its Municipal Code to allow for the collection of such solid waste charges on the tax roll, in the same manner and at the same time as general taxes;

WHEREAS, annual rates are adjusted to include any increases in the local CPI and landfill facilities;

WHEREAS, the service rates for fiscal year 2022/2023 have been included as Exhibit A to this Resolution.

NOW, THEREFORE, BE IT RESOLVED, BY THE CITY COUNCIL OF THE CITY OF COACHELLA, CALIFORNIA, AS FOLLOWS:

1. The above recitals are true and correct.
2. The City Council of the City of Coachella hereby adopts the Report as presented attached as Exhibit B.
3. The City Clerk is hereby directed to file a copy of the Report with the Riverside County Recorder's Office, together with a statement endorsed thereon over his/her signature that the Report has been adopted by the City Council and shall request that said solid waste charges and utility users tax be entered against the respective residential lots and parcels of land as they appear on the current assessment roll pursuant to California Health and Safety Code Sections 5473 *et seq.*

[THIS SPACE LEFT INTENTIONALLY BLANK]

PASSED, APPROVED and ADOPTED this 27th day of July 2022.

Steven A. Hernandez
Mayor

ATTEST:

Angela M. Zepeda
City Clerk

APPROVED AS TO FORM:

Carlos Campos
City Attorney

STATE OF CALIFORNIA)
COUNTY OF RIVERSIDE) ss.
CITY OF COACHELLA)

I HEREBY CERTIFY that the foregoing Resolution No. 2022-75 was duly adopted by the City Council of the City of Coachella at a regular meeting thereof, held on the 27th day of July 2022, by the following vote of Council:

AYES:

NOES:

ABSENT:

ABSTAIN:

Andrea J. Carranza, MMC
Deputy City Clerk

EXHIBIT A

**City of Coachella
Residential Rates
Exhibit A**

<u>Service</u>	<u>Service</u>	<u>Disposal</u>	<u>Green Waste</u>	<u>Franchise Fee</u>	<u>Monthly Rate</u>	<u>Monthly Rate Incl UUT</u>
Outside- Standard Rate	\$12.09	\$8.80	\$5.46	\$3.59	\$29.94	\$31.44
Street Service	\$8.81			\$1.20	\$10.01	\$10.51
Additional cart	\$7.45			\$1.02	\$8.47	\$8.89
House and Poultry Manure	\$46.69			\$6.37	\$53.06	\$55.71
Bulky Item	\$73.59			\$10.04	\$83.63	\$87.81
Contamination	\$15.00				\$15.00	\$15.75

Note: Residential rate include 1-96 gallon refuse cart, 1-96 gallon recycling cart and 1-96 gallon green waste cart
 Service Fee includes Street Sweeping 2x-month
 Contamination Fee may be charged after more than three occurrences in a 6-month period

City of Coachella
Commercial Rates
Exhibit A

		<u>1 x per week</u>	<u>2 x per week</u>	<u>3 x per week</u>	<u>4 x per week</u>	<u>5 x per week</u>	<u>6 x per week</u>
Service	2 yd Bin	\$71.49	\$129.61	\$187.72	\$245.28	\$301.27	\$362.97
	3 yd Bin	\$102.31	\$194.99	\$281.91	\$367.58	\$452.19	\$544.59
	4 yd Bin	\$142.91	\$259.18	\$375.43	\$490.59	\$602.52	\$725.93
	6 yd Bin	\$214.54	\$387.70	\$563.86	\$732.61	\$904.32	\$1,098.06
Disposal	2 yd Bin	\$36.75	\$73.50	\$110.25	\$147.00	\$183.75	\$220.50
	3 yd Bin	\$55.12	\$110.24	\$165.36	\$220.48	\$275.60	\$330.72
	4 yd Bin	\$73.49	\$146.98	\$220.47	\$293.96	\$367.45	\$440.94
	6 yd Bin	\$110.24	\$220.48	\$330.72	\$440.96	\$551.20	\$661.44
FranchiseFee	2 yd Bin	\$9.75	\$17.67	\$25.60	\$33.45	\$41.08	\$49.50
	3 yd Bin	\$13.95	\$26.59	\$38.44	\$50.12	\$61.66	\$74.26
	4 yd Bin	\$19.49	\$35.34	\$51.20	\$66.90	\$82.16	\$98.99
	6 yd Bin	\$29.26	\$52.87	\$76.89	\$99.90	\$123.32	\$149.74
Sub-Total Rate before UUT	2 yd Bin	\$117.99	\$220.78	\$323.57	\$425.73	\$526.10	\$632.97
	3 yd Bin	\$171.38	\$331.82	\$485.71	\$638.18	\$789.45	\$949.57
	4 yd Bin	\$235.89	\$441.50	\$647.10	\$851.45	\$1,052.13	\$1,265.86
	6 yd Bin	\$354.04	\$661.05	\$971.47	\$1,273.47	\$1,578.84	\$1,909.24
UUT	2 yd Bin	\$5.90	\$11.04	\$16.18	\$21.29	\$26.31	\$31.65
	3 yd Bin	\$8.57	\$16.59	\$24.29	\$31.91	\$39.47	\$47.48
	4 yd Bin	\$11.79	\$22.08	\$32.36	\$42.57	\$52.61	\$63.29
	6 yd Bin	\$17.70	\$33.05	\$48.57	\$63.67	\$78.94	\$95.46
Total Rate Incl UUT	2 yd Bin	\$123.89	\$231.82	\$339.75	\$447.02	\$552.41	\$664.62
	3 yd Bin	\$179.95	\$348.41	\$510.00	\$670.09	\$828.92	\$997.05
	4 yd Bin	\$247.68	\$463.58	\$679.46	\$894.02	\$1,104.74	\$1,329.15
	6 yd Bin	\$371.74	\$694.10	\$1,020.04	\$1,337.14	\$1,657.78	\$2,004.70

Note: Compactors will be charged 3x the trash and recycle rates

City of Coachella
Additional Commercial Services
Exhibit A

Item 15.

<u>Description</u>	<u>Service</u>	<u>Disposal</u>	<u>Fran. Fee</u>	<u>UUT</u>	<u>Total Rate</u>
2yd Extra Empty - Trash	\$51.27	\$8.44	\$6.99	\$3.34	\$70.04
3yd Extra Empty - Trash	\$68.81	\$12.65	\$9.38	\$4.54	\$95.38
4yd Extra Empty - Trash	\$102.54	\$16.87	\$13.98	\$6.67	\$140.06
6yd Extra Empty - Trash	\$124.07	\$25.28	\$16.92	\$8.31	\$174.58
3yd Construction Bin/lift	\$166.39	\$12.65	\$22.69	\$10.09	\$211.82
4yd Construction Bin/lift	\$201.79	\$16.87	\$27.52	\$12.31	\$258.49
95-gal Trash & Recycling Cart	\$22.42	\$9.20	\$3.06	\$1.73	\$36.41
Bin replacement	\$47.45	\$0.00	\$6.47	\$2.70	\$56.62
Horse/Poultry Manure (Per Pickup)	\$158.02	\$25.28	\$21.55	\$10.24	\$215.09
Bin Cleaning	\$61.00	\$0.00	\$8.32	\$3.47	\$72.79
Delivery charge	\$26.59	\$0.00	\$3.63	\$1.51	\$31.73
New Start	\$15.76	\$0.00	\$2.15	\$0.90	\$18.81
Re Start	\$15.76	\$0.00	\$2.15	\$0.90	\$18.81
Pull Out 20ft	\$43.45	\$0.00	\$5.93	\$2.47	\$51.85
Locking Container	\$71.71	\$0.00	\$9.78	\$4.07	\$85.56
Replace locking bar	\$47.83	\$0.00	\$6.52	\$2.72	\$57.07
Saturday Service/Month	\$43.86	\$0.00	\$5.98	\$2.49	\$52.33
Contamination Fee	\$75.00		\$10.23	\$4.26	\$89.49

**City of Coachella
Commercial Recycle Rates
Exhibit A**

		<u>1 x per week</u>	<u>2 x per week</u>	<u>3 x per week</u>	<u>4 x per week</u>	<u>5 x per week</u>	<u>6 x per week</u>
Total Rate Excl	2 yd Bin	\$71.06	\$132.16	\$193.29	\$253.99	\$313.51	\$377.31
	3 yd Bin	\$102.93	\$198.72	\$290.19	\$380.76	\$470.48	\$566.06
	4 yd Bin	\$142.07	\$264.34	\$386.55	\$507.98	\$627.01	\$754.60
	6 yd Bin	\$213.22	\$395.70	\$580.39	\$759.56	\$940.93	\$1,138.69
UUT	2 yd Bin	\$3.55	\$6.61	\$9.66	\$12.70	\$15.68	\$18.87
	3 yd Bin	\$5.15	\$9.94	\$14.51	\$19.04	\$23.52	\$28.30
	4 yd Bin	\$7.10	\$13.22	\$19.33	\$25.40	\$31.35	\$37.73
	6 yd Bin	\$10.66	\$19.79	\$29.02	\$37.98	\$47.05	\$56.93
Total Rate Incl	2 yd Bin	\$74.61	\$138.77	\$202.95	\$266.69	\$329.19	\$396.18
	3 yd Bin	\$108.08	\$208.66	\$304.70	\$399.80	\$494.00	\$594.36
	4 yd Bin	\$149.17	\$277.56	\$405.88	\$533.38	\$658.36	\$792.33
	6 yd Bin	\$223.88	\$415.49	\$609.41	\$797.54	\$987.98	\$1,195.62

**Additional Commercial Recycle Services
Exhibit A**

<u>Description</u>	<u>Service</u>	<u>Fran. Fee</u>	<u>UUT</u>	<u>Total Rate</u>
2yd Extra Empty - Recycle	\$37.45	\$5.11	\$2.13	\$44.69
3yd Extra Empty - Recycle	\$50.89	\$6.94	\$2.89	\$60.72
4yd Extra Empty - Recycle	\$74.94	\$10.22	\$4.26	\$89.42
6yd Extra Empty - Recycle	\$92.81	\$12.66	\$5.27	\$110.74
Bin replacement	\$46.94	\$6.40	\$2.67	\$56.01
Bin Cleaning	\$60.34	\$8.23	\$3.43	\$72.00
Delivery charge	\$26.30	\$3.59	\$1.49	\$31.38
New Start	\$15.59	\$2.13	\$0.89	\$18.61
Re Start	\$15.59	\$2.13	\$0.89	\$18.61
Pull Out 20ft	\$42.99	\$5.86	\$2.44	\$51.29
Locking Container	\$70.94	\$9.67	\$4.03	\$84.64
Replace locking bar	\$47.37	\$6.46	\$2.69	\$56.52
Saturday Service/Month	\$43.39	\$5.92	\$2.47	\$51.78
Contamination Fee	\$75.0	\$10.23	\$4.26	\$89.49

City of Coachella
Roll-off Rates
Exhibit A

Permanent Roll-Off Rates

Container Size (yds)	Incl 5% UUT		
	<u>Service Rate</u>	<u>UUT</u>	<u>Total Rate</u>
	<u>Per Pull</u>		<u>Per Pull</u>
20	\$318.77	\$15.94	\$334.71
30	\$318.77	\$15.94	\$334.71
40	\$318.77	\$15.94	\$334.71

Plus actual Disposal fee
 Compactor rates are three times (3X) the pull rate

Other Permanent Roll-off Fees:

	<u>Service Rate</u>	<u>UUT</u>	<u>Total Rate</u>
Delivery Charge	N/A		N/A
Relocate Charge	\$72.94	\$3.65	\$76.59
Extra Trip	\$72.94	\$3.65	\$76.59
New Start	\$18.14	\$0.91	\$19.05
Re-Start	\$18.14	\$0.91	\$19.05
Contamination	\$85.23	\$4.26	\$89.49

Temporary Roll-Off Rates

Container Size (yds)	Incl 5% UUT		
	<u>Service Rate</u>	<u>UUT</u>	<u>Total Rate</u>
	<u>Per Pull</u>		<u>Per Pull</u>
20	\$318.77	\$15.94	\$334.71
30	\$318.77	\$15.94	\$334.71
40	\$318.77	\$15.94	\$334.71

Plus actual Disposal fee
 Compactor rates are three times (3X) the pull rate

Other Temporary Roll-off Rates

	<u>Service Rate</u>	<u>UUT</u>	<u>Total Rate</u>
Delivery Charge	N/A		
Per Diem Over 7 Days	\$44.11	\$2.21	\$46.32
Relocate Charge	\$76.52	\$3.83	\$80.35
Extra Trip	\$76.52	\$3.83	\$80.35
Concrete Washout - Load (+dump)	\$213.63	\$10.68	\$224.31
Concrete Washout - Pump	\$151.74	\$7.59	\$159.33
Contamination	\$85.23	\$4.26	\$89.49

Rates are subject to additional 5% City Utility Tax

CITY OF Coachella
Commercial Foodwaste Rates
Exhibit A

1-65 Gallon Cart

# Pick-Ups Per week	Service	Processing	Franchise Fee	Sub-Total B/F UUT	Utility Users Tax	Total Monthly Rate
1	\$ 41.36	\$ 36.83	\$ 5.64	\$ 83.83	\$ 4.19	\$ 88.02
2	\$ 82.70	\$ 73.61	\$ 11.28	\$ 167.59	\$ 8.38	\$ 175.97
3	\$ 124.03	\$ 110.42	\$ 16.91	\$ 251.36	\$ 12.57	\$ 263.93
4	\$ 165.37	\$ 147.22	\$ 22.55	\$ 335.14	\$ 16.76	\$ 351.90
5	\$ 206.74	\$ 184.03	\$ 28.19	\$ 418.96	\$ 20.95	\$ 439.91

2-65 Gallon Cart

1	\$ 67.30	\$ 73.61	\$ 9.18	\$ 150.09	\$ 7.50	\$ 157.59
2	\$ 134.57	\$ 147.22	\$ 18.35	\$ 300.14	\$ 15.01	\$ 315.15
3	\$ 201.89	\$ 220.81	\$ 27.53	\$ 450.23	\$ 22.51	\$ 472.74
4	\$ 269.16	\$ 294.41	\$ 36.70	\$ 600.27	\$ 30.01	\$ 630.28
5	\$ 336.46	\$ 368.02	\$ 45.88	\$ 750.36	\$ 37.52	\$ 787.88

3-65 Gallon Cart

1	\$ 89.38	\$ 110.42	\$ 12.19	\$ 211.99	\$ 10.60	\$ 222.59
2	\$ 190.34	\$ 220.81	\$ 25.96	\$ 437.11	\$ 21.86	\$ 458.97
3	\$ 268.16	\$ 331.24	\$ 36.57	\$ 635.97	\$ 31.80	\$ 667.77
4	\$ 357.55	\$ 441.62	\$ 48.76	\$ 847.93	\$ 42.40	\$ 890.33
5	\$ 446.94	\$ 552.05	\$ 60.95	\$ 1,059.94	\$ 53.00	\$ 1,112.94

4-65 Gallon Cart

1	\$ 103.78	\$ 147.22	\$ 14.15	\$ 265.15	\$ 13.26	\$ 278.41
2	\$ 207.56	\$ 294.41	\$ 28.30	\$ 530.27	\$ 26.51	\$ 556.78
3	\$ 311.35	\$ 441.62	\$ 42.46	\$ 795.43	\$ 39.77	\$ 835.20
4	\$ 415.12	\$ 588.84	\$ 56.61	\$ 1,060.57	\$ 53.03	\$ 1,113.60
5	\$ 518.90	\$ 736.04	\$ 70.76	\$ 1,325.70	\$ 66.29	\$ 1,391.99

Additional Cart after 4 Carts Per Week

1	\$ 24.19	\$ 36.83	\$ 3.30	\$ 64.32	\$ 3.22	\$ 67.54
2	\$ 48.32	\$ 73.61	\$ 6.59	\$ 128.52	\$ 6.43	\$ 134.95
3	\$ 72.62	\$ 110.42	\$ 9.90	\$ 192.94	\$ 9.65	\$ 202.59
4	\$ 96.82	\$ 147.22	\$ 13.20	\$ 257.24	\$ 12.86	\$ 270.10
5	\$ 121.00	\$ 184.03	\$ 16.50	\$ 321.53	\$ 16.08	\$ 337.61

Extra Pickup

1	\$ 13.94	\$ 8.50	\$ 1.90	\$ 24.34	\$ 1.22	\$ 25.56
2	\$ 25.18	\$ 17.00	\$ 3.43	\$ 45.61	\$ 2.28	\$ 47.89
3	\$ 31.82	\$ 25.50	\$ 4.34	\$ 61.66	\$ 3.08	\$ 64.74
4	\$ 42.43	\$ 34.00	\$ 5.79	\$ 82.22	\$ 4.11	\$ 86.33
5	\$ 53.06	\$ 42.50	\$ 7.24	\$ 102.80	\$ 5.14	\$ 107.94

1-35 Gallon Cart

1x per week	\$ 41.36	\$ 18.40	\$ 5.64	\$ 65.40	\$ 3.27	\$ 68.67
-------------	----------	----------	---------	----------	---------	----------

EXHIBIT B

City of Coachella Final 2022-23 Tax File

Customer Name	Parcel #	Address	Street	Service Level	Units	Monthly Rate	Total Montly Rate	Annual Rate
CITY OF COACHELLA	009-711-742	86079	PALMERAS CIR	Trash Service	1	\$ 29.94	\$ 29.94	\$ 359.28
CITY OF COACHELLA	009-711-822	51299	PALMERAS CIR	Trash Service	1	\$ 29.94	\$ 29.94	\$ 359.28
CITY OF COACHELLA	009-711-825	86025	PALMERAS CIR	Trash Service	1	\$ 29.94	\$ 29.94	\$ 359.28
CITY OF COACHELLA	009-711-826	51405	MARIPOSA DR	Trash Service	1	\$ 29.94	\$ 29.94	\$ 359.28
CITY OF COACHELLA	009-712-246	51123	PALOMA DR	Trash Service	1	\$ 29.94	\$ 29.94	\$ 359.28
CITY OF COACHELLA	009-712-263	51325	PALMERAS CIR	Trash Service	1	\$ 29.94	\$ 29.94	\$ 359.28
CITY OF COACHELLA	009-712-581	86056	PALMERAS CIR	Trash Service	1	\$ 29.94	\$ 29.94	\$ 359.28
CITY OF COACHELLA	009-712-737	86076	PALMERAS CIR	Trash Service	1	\$ 29.94	\$ 29.94	\$ 359.28
CITY OF COACHELLA	009-713-017	86086	PALMERAS CIR	Trash Service	1	\$ 29.94	\$ 29.94	\$ 359.28
CITY OF COACHELLA	009-713-017	86086	PALMERAS CIR	Additional Trash	1	\$ 8.47	\$ 8.47	\$ 101.64
CITY OF COACHELLA	009-713-318	86010	PALMERAS CIR	Trash Service	1	\$ 29.94	\$ 29.94	\$ 359.28
CITY OF COACHELLA	009-713-318	86010	PALMERAS CIR	Additional Trash	1	\$ 8.47	\$ 8.47	\$ 101.64
CITY OF COACHELLA	009-717-163	51493	PALMERAS CIR	Trash Service	1	\$ 29.94	\$ 29.94	\$ 359.28
CITY OF COACHELLA	009-717-163	51493	PALMERAS CIR	Additional Trash	1	\$ 8.47	\$ 8.47	\$ 101.64
CITY OF COACHELLA	603-122-003	86105	VISTA DEL SUR	Trash Service	1	\$ 29.94	\$ 29.94	\$ 359.28
CITY OF COACHELLA	603-122-006	86125	VISTA DEL SUR	Trash Service	1	\$ 29.94	\$ 29.94	\$ 359.28
CITY OF COACHELLA	603-130-002	46800	TYLER ST	Trash Service	1	\$ 29.94	\$ 29.94	\$ 359.28
CITY OF COACHELLA	603-130-007	86475	VISTA DEL SUR	Trash Service	1	\$ 29.94	\$ 29.94	\$ 359.28
CITY OF COACHELLA	603-130-014	86479	VISTA DEL SUR	Trash Service	1	\$ 29.94	\$ 29.94	\$ 359.28
CITY OF COACHELLA	603-130-015	86481	VISTA DEL SUR	Trash Service	1	\$ 29.94	\$ 29.94	\$ 359.28
CITY OF COACHELLA	603-250-004	84500	AVE 49	Trash Service	1	\$ 29.94	\$ 29.94	\$ 359.28
CITY OF COACHELLA	603-250-006	84584	AVE 49	Trash Service	2	\$ 29.94	\$ 59.88	\$ 718.56
CITY OF COACHELLA	603-250-009	84670	AVE 49	Trash Service	1	\$ 29.94	\$ 29.94	\$ 359.28
CITY OF COACHELLA	603-250-009	84670	AVE 49	Additional Trash	2	\$ 8.47	\$ 16.94	\$ 203.28
CITY OF COACHELLA	603-270-021	49604	AVE DE ORO	Trash Service	1	\$ 29.94	\$ 29.94	\$ 359.28
CITY OF COACHELLA	603-270-022	49620	AVE DE ORO	Trash Service	5	\$ 29.94	\$ 149.70	\$ 1,796.40
CITY OF COACHELLA	603-281-001	49780	AVE DE ORO	Trash Service	1	\$ 29.94	\$ 29.94	\$ 359.28
CITY OF COACHELLA	603-281-002	49808	AVE DE ORO	Trash Service	1	\$ 29.94	\$ 29.94	\$ 359.28
CITY OF COACHELLA	603-281-003	49828	AVE DE ORO	Trash Service	1	\$ 29.94	\$ 29.94	\$ 359.28
CITY OF COACHELLA	603-281-003	49828	AVE DE ORO	Additional Trash	1	\$ 8.47	\$ 8.47	\$ 101.64
CITY OF COACHELLA	603-281-004	49856	AVE DE ORO	Trash Service	1	\$ 29.94	\$ 29.94	\$ 359.28
CITY OF COACHELLA	603-281-005	49884	AVE DE ORO	Trash Service	1	\$ 29.94	\$ 29.94	\$ 359.28
CITY OF COACHELLA	603-281-006	49912	AVE DE ORO	Trash Service	1	\$ 29.94	\$ 29.94	\$ 359.28
CITY OF COACHELLA	603-281-006	49912	AVE DE ORO	Additional Trash	1	\$ 8.47	\$ 8.47	\$ 101.64
CITY OF COACHELLA	603-281-007	49940	AVE DE ORO	Trash Service	1	\$ 29.94	\$ 29.94	\$ 359.28
CITY OF COACHELLA	603-281-008	49968	AVE DE ORO	Trash Service	1	\$ 29.94	\$ 29.94	\$ 359.28
CITY OF COACHELLA	603-281-008	49968	AVE DE ORO	Additional Trash	1	\$ 8.47	\$ 8.47	\$ 101.64
CITY OF COACHELLA	603-281-009	49998	AVE DE ORO	Trash Service	1	\$ 29.94	\$ 29.94	\$ 359.28
CITY OF COACHELLA	603-281-010	84791	VIA CONCHILLA	Trash Service	1	\$ 29.94	\$ 29.94	\$ 359.28
CITY OF COACHELLA	603-281-010	84791	VIA CONCHILLA	Additional Trash	1	\$ 8.47	\$ 8.47	\$ 101.64

City of Coachella Final 2022-23 Tax File

Customer Name	Parcel #	Address	Street	Service Level	Units	Monthly Rate	Total Montly Rate	Annual Rate
CITY OF COACHELLA	603-281-011	49815	AVE DE PLATA	Trash Service	1	\$ 29.94	\$ 29.94	\$ 359.28
CITY OF COACHELLA	603-281-011	49815	AVE DE PLATA	Additional Trash	1	\$ 8.47	\$ 8.47	\$ 101.64
CITY OF COACHELLA	603-281-012	49845	AVE DE PLATA	Trash Service	1	\$ 29.94	\$ 29.94	\$ 359.28
CITY OF COACHELLA	603-281-013	49875	AVE DE PLATA	Trash Service	1	\$ 29.94	\$ 29.94	\$ 359.28
CITY OF COACHELLA	603-281-014	49905	AVE DE PLATA	Trash Service	1	\$ 29.94	\$ 29.94	\$ 359.28
CITY OF COACHELLA	603-281-014	49905	AVE DE PLATA	Additional Trash	1	\$ 8.47	\$ 8.47	\$ 101.64
CITY OF COACHELLA	603-281-015	49935	AVE DE PLATA	Trash Service	1	\$ 29.94	\$ 29.94	\$ 359.28
CITY OF COACHELLA	603-281-016	49965	AVE DE PLATA	Trash Service	1	\$ 29.94	\$ 29.94	\$ 359.28
CITY OF COACHELLA	603-281-016	49965	AVE DE PLATA	Additional Trash	1	\$ 8.47	\$ 8.47	\$ 101.64
CITY OF COACHELLA	603-281-017	84805	AVE 50	Trash Service	1	\$ 29.94	\$ 29.94	\$ 359.28
CITY OF COACHELLA	603-281-017	84805	AVE 50	Additional Trash	1	\$ 8.47	\$ 8.47	\$ 101.64
CITY OF COACHELLA	603-281-018	84801	VIA CONCHILLA	Trash Service	1	\$ 29.94	\$ 29.94	\$ 359.28
CITY OF COACHELLA	603-281-019	84811	VIA CONCHILLA	Trash Service	1	\$ 29.94	\$ 29.94	\$ 359.28
CITY OF COACHELLA	603-281-019	84811	VIA CONCHILLA	Additional Trash	1	\$ 8.47	\$ 8.47	\$ 101.64
CITY OF COACHELLA	603-281-020	84821	VIA CONCHILLA	Trash Service	1	\$ 29.94	\$ 29.94	\$ 359.28
CITY OF COACHELLA	603-281-021	84831	VIA CONCHILLA	Trash Service	1	\$ 29.94	\$ 29.94	\$ 359.28
CITY OF COACHELLA	603-281-022	84841	VIA CONCHILLA	Trash Service	1	\$ 29.94	\$ 29.94	\$ 359.28
CITY OF COACHELLA	603-281-023	49851	AVE DE PLATINA	Trash Service	1	\$ 29.94	\$ 29.94	\$ 359.28
CITY OF COACHELLA	603-281-024	49818	AVE DE PLATINA	Trash Service	1	\$ 29.94	\$ 29.94	\$ 359.28
CITY OF COACHELLA	603-281-025	49848	AVE DE PLATINA	Trash Service	1	\$ 29.94	\$ 29.94	\$ 359.28
CITY OF COACHELLA	603-281-025	49848	AVE DE PLATINA	Additional Trash	1	\$ 8.47	\$ 8.47	\$ 101.64
CITY OF COACHELLA	603-281-026	49878	AVE DE PLATINA	Trash Service	1	\$ 29.94	\$ 29.94	\$ 359.28
CITY OF COACHELLA	603-281-027	49908	AVE DE PLATINA	Trash Service	1	\$ 29.94	\$ 29.94	\$ 359.28
CITY OF COACHELLA	603-281-028	49938	AVE DE PLATINA	Trash Service	1	\$ 29.94	\$ 29.94	\$ 359.28
CITY OF COACHELLA	603-281-029	49968	AVE DE PLATINA	Trash Service	1	\$ 29.94	\$ 29.94	\$ 359.28
CITY OF COACHELLA	603-281-030	84855	AVE 50	Trash Service	1	\$ 29.94	\$ 29.94	\$ 359.28
CITY OF COACHELLA	603-281-030	84855	AVE 50	Additional Recycle	1	\$ 8.47	\$ 8.47	\$ 101.64
CITY OF COACHELLA	603-281-054	49617	HARRISON ST	Trash Service	1	\$ 29.94	\$ 29.94	\$ 359.28
CITY OF COACHELLA	603-282-001	49846	AVE DE PLATA	Trash Service	1	\$ 29.94	\$ 29.94	\$ 359.28
CITY OF COACHELLA	603-282-001	49846	AVE DE PLATA	Additional Trash	1	\$ 8.47	\$ 8.47	\$ 101.64
CITY OF COACHELLA	603-282-002	49878	AVE DE PLATA	Trash Service	1	\$ 29.94	\$ 29.94	\$ 359.28
CITY OF COACHELLA	603-282-002	49878	AVE DE PLATA	Additional Trash	1	\$ 8.47	\$ 8.47	\$ 101.64
CITY OF COACHELLA	603-282-003	49908	AVE DE PLATA	Trash Service	1	\$ 29.94	\$ 29.94	\$ 359.28
CITY OF COACHELLA	603-282-004	49938	AVE DE PLATA	Trash Service	1	\$ 29.94	\$ 29.94	\$ 359.28
CITY OF COACHELLA	603-282-004	49938	AVE DE PLATA	Additional Trash	1	\$ 8.47	\$ 8.47	\$ 101.64
CITY OF COACHELLA	603-282-005	49968	AVE DE PLATA	Trash Service	1	\$ 29.94	\$ 29.94	\$ 359.28
CITY OF COACHELLA	603-282-006	49998	AVE DE PLATA	Trash Service	1	\$ 29.94	\$ 29.94	\$ 359.28
CITY OF COACHELLA	603-282-006	49998	AVE DE PLATA	Additional Trash	1	\$ 8.47	\$ 8.47	\$ 101.64
CITY OF COACHELLA	603-282-007	84812	VIA CONCHILLA	Trash Service	1	\$ 29.94	\$ 29.94	\$ 359.28
CITY OF COACHELLA	603-282-007	84812	VIA CONCHILLA	Additional Trash	1	\$ 8.47	\$ 8.47	\$ 101.64

City of Coachella Final 2022-23 Tax File

Customer Name	Parcel #	Address	Street	Service Level	Units	Monthly Rate	Total Montly Rate	Annual Rate
CITY OF COACHELLA	603-282-008	49875	AVE DE PLATINA	Trash Service	1	\$ 29.94	\$ 29.94	\$ 359.28
CITY OF COACHELLA	603-282-008	49875	AVE DE PLATINA	Additional Trash	1	\$ 8.47	\$ 8.47	\$ 101.64
CITY OF COACHELLA	603-282-009	49905	AVE DE PLATINA	Trash Service	1	\$ 29.94	\$ 29.94	\$ 359.28
CITY OF COACHELLA	603-282-009	49905	AVE DE PLATINA	Additional Trash	1	\$ 8.47	\$ 8.47	\$ 101.64
CITY OF COACHELLA	603-282-010	49935	AVE DE PLATINA	Trash Service	1	\$ 29.94	\$ 29.94	\$ 359.28
CITY OF COACHELLA	603-282-010	49935	AVE DE PLATINA	Additional Trash	1	\$ 8.47	\$ 8.47	\$ 101.64
CITY OF COACHELLA	603-282-011	49965	AVE DE PLATINA	Trash Service	1	\$ 29.94	\$ 29.94	\$ 359.28
CITY OF COACHELLA	603-282-012	49997	AVE DE PLATINA	Trash Service	1	\$ 29.94	\$ 29.94	\$ 359.28
CITY OF COACHELLA	603-310-026	49980	HARRISON ST	Trash Service	1	\$ 29.94	\$ 29.94	\$ 359.28
CITY OF COACHELLA	603-350-014	49250	POLK ST	Trash Service	1	\$ 29.94	\$ 29.94	\$ 359.28
CITY OF COACHELLA	603-401-004	49999	AVE DEL PARQUE	Trash Service	1	\$ 29.94	\$ 29.94	\$ 359.28
CITY OF COACHELLA	603-401-004	49999	AVE DEL PARQUE	Additional Trash	1	\$ 8.47	\$ 8.47	\$ 101.64
CITY OF COACHELLA	603-401-005	49975	AVE DEL PARQUE	Trash Service	1	\$ 29.94	\$ 29.94	\$ 359.28
CITY OF COACHELLA	603-401-006	49963	AVE DEL PARQUE	Trash Service	1	\$ 29.94	\$ 29.94	\$ 359.28
CITY OF COACHELLA	603-401-007	49945	AVE DEL PARQUE	Trash Service	1	\$ 29.94	\$ 29.94	\$ 359.28
CITY OF COACHELLA	603-401-008	49927	AVE DEL PARQUE	Trash Service	1	\$ 29.94	\$ 29.94	\$ 359.28
CITY OF COACHELLA	603-401-008	49927	AVE DEL PARQUE	Additional Trash	1	\$ 8.47	\$ 8.47	\$ 101.64
CITY OF COACHELLA	603-401-009	49909	AVE DEL PARQUE	Trash Service	1	\$ 29.94	\$ 29.94	\$ 359.28
CITY OF COACHELLA	603-401-009	49909	AVE DEL PARQUE	Additional Trash	1	\$ 8.47	\$ 8.47	\$ 101.64
CITY OF COACHELLA	603-401-010	49891	AVE DEL PARQUE	Trash Service	1	\$ 29.94	\$ 29.94	\$ 359.28
CITY OF COACHELLA	603-401-011	84661	CORTE DEL PARQUE	Trash Service	1	\$ 29.94	\$ 29.94	\$ 359.28
CITY OF COACHELLA	603-401-012	84671	CORTE DEL PARQUE	Trash Service	1	\$ 29.94	\$ 29.94	\$ 359.28
CITY OF COACHELLA	603-401-013	49873	AVE DEL PARQUE	Trash Service	1	\$ 29.94	\$ 29.94	\$ 359.28
CITY OF COACHELLA	603-402-001	49838	AVE DEL PARQUE	Trash Service	1	\$ 29.94	\$ 29.94	\$ 359.28
CITY OF COACHELLA	603-402-002	49848	AVE DEL PARQUE	Trash Service	1	\$ 29.94	\$ 29.94	\$ 359.28
CITY OF COACHELLA	603-402-003	49866	AVE DEL PARQUE	Trash Service	1	\$ 29.94	\$ 29.94	\$ 359.28
CITY OF COACHELLA	603-402-004	49884	AVE DEL PARQUE	Trash Service	1	\$ 29.94	\$ 29.94	\$ 359.28
CITY OF COACHELLA	603-402-004	49884	AVE DEL PARQUE	Additional Trash	1	\$ 8.47	\$ 8.47	\$ 101.64
CITY OF COACHELLA	603-402-005	49902	AVE DEL PARQUE	Trash Service	1	\$ 29.94	\$ 29.94	\$ 359.28
CITY OF COACHELLA	603-402-005	49902	AVE DEL PARQUE	Additional Trash	1	\$ 8.47	\$ 8.47	\$ 101.64
CITY OF COACHELLA	603-402-006	49920	AVE DEL PARQUE	Trash Service	1	\$ 29.94	\$ 29.94	\$ 359.28
CITY OF COACHELLA	603-402-007	49938	AVE DEL PARQUE	Trash Service	1	\$ 29.94	\$ 29.94	\$ 359.28
CITY OF COACHELLA	603-402-008	49956	AVE DEL PARQUE	Trash Service	1	\$ 29.94	\$ 29.94	\$ 359.28
CITY OF COACHELLA	603-402-008	49956	AVE DEL PARQUE	Additional Trash	1	\$ 8.47	\$ 8.47	\$ 101.64
CITY OF COACHELLA	603-402-009	49974	AVE DEL PARQUE	Trash Service	1	\$ 29.94	\$ 29.94	\$ 359.28
CITY OF COACHELLA	603-402-009	49974	AVE DEL PARQUE	Additional Trash	1	\$ 8.47	\$ 8.47	\$ 101.64
CITY OF COACHELLA	603-402-010	49998	AVE DEL PARQUE	Trash Service	1	\$ 29.94	\$ 29.94	\$ 359.28
CITY OF COACHELLA	603-410-001	49661	CALLE DE VEGA	Trash Service	1	\$ 29.94	\$ 29.94	\$ 359.28
CITY OF COACHELLA	603-410-001	49661	CALLE DE VEGA	Additional Trash	1	\$ 8.47	\$ 8.47	\$ 101.64
CITY OF COACHELLA	603-410-002	49641	CALLE DE VEGA	Trash Service	1	\$ 29.94	\$ 29.94	\$ 359.28

City of Coachella Final 2022-23 Tax File

Customer Name	Parcel #	Address	Street	Service Level	Units	Monthly Rate	Total Montly Rate	Annual Rate
CITY OF COACHELLA	603-410-003	49621	CALLE DE VEGA	Trash Service	1	\$ 29.94	\$ 29.94	\$ 359.28
CITY OF COACHELLA	603-410-004	49601	CALLE DE VEGA	Trash Service	1	\$ 29.94	\$ 29.94	\$ 359.28
CITY OF COACHELLA	603-410-004	49601	CALLE DE VEGA	Additional Trash	1	\$ 8.47	\$ 8.47	\$ 101.64
CITY OF COACHELLA	603-410-005	49581	CALLE DE VEGA	Trash Service	1	\$ 29.94	\$ 29.94	\$ 359.28
CITY OF COACHELLA	603-410-006	49561	CALLE DE VEGA	Trash Service	1	\$ 29.94	\$ 29.94	\$ 359.28
CITY OF COACHELLA	603-410-007	49541	CALLE DE VEGA	Trash Service	1	\$ 29.94	\$ 29.94	\$ 359.28
CITY OF COACHELLA	603-410-007	49541	CALLE DE VEGA	Additional Trash	1	\$ 8.47	\$ 8.47	\$ 101.64
CITY OF COACHELLA	603-410-026	49740	AVE CORTEZ	Trash Service	1	\$ 29.94	\$ 29.94	\$ 359.28
CITY OF COACHELLA	603-410-027	49760	AVE CORTEZ	Trash Service	1	\$ 29.94	\$ 29.94	\$ 359.28
CITY OF COACHELLA	603-410-028	49780	AVE CORTEZ	Trash Service	1	\$ 29.94	\$ 29.94	\$ 359.28
CITY OF COACHELLA	603-410-029	49800	AVE CORTEZ	Trash Service	1	\$ 29.94	\$ 29.94	\$ 359.28
CITY OF COACHELLA	603-410-030	49820	AVE CORTEZ	Trash Service	1	\$ 29.94	\$ 29.94	\$ 359.28
CITY OF COACHELLA	603-410-031	49840	AVE CORTEZ	Trash Service	1	\$ 29.94	\$ 29.94	\$ 359.28
CITY OF COACHELLA	603-410-032	49860	AVE CORTEZ	Trash Service	1	\$ 29.94	\$ 29.94	\$ 359.28
CITY OF COACHELLA	603-410-033	49880	AVE CORTEZ	Trash Service	1	\$ 29.94	\$ 29.94	\$ 359.28
CITY OF COACHELLA	603-410-033	49880	AVE CORTEZ	Additional Trash	1	\$ 8.47	\$ 8.47	\$ 101.64
CITY OF COACHELLA	603-410-034	49900	AVE CORTEZ	Trash Service	1	\$ 29.94	\$ 29.94	\$ 359.28
CITY OF COACHELLA	603-410-035	49920	AVE CORTEZ	Trash Service	1	\$ 29.94	\$ 29.94	\$ 359.28
CITY OF COACHELLA	603-410-035	49920	AVE CORTEZ	Additional Trash	1	\$ 8.47	\$ 8.47	\$ 101.64
CITY OF COACHELLA	603-410-036	49940	AVE CORTEZ	Trash Service	1	\$ 29.94	\$ 29.94	\$ 359.28
CITY OF COACHELLA	603-410-037	49970	AVE CORTEZ	Trash Service	1	\$ 29.94	\$ 29.94	\$ 359.28
CITY OF COACHELLA	603-410-037	49970	AVE CORTEZ	Additional Trash	1	\$ 8.47	\$ 8.47	\$ 101.64
CITY OF COACHELLA	603-410-038	49980	AVE CORTEZ	Trash Service	1	\$ 29.94	\$ 29.94	\$ 359.28
CITY OF COACHELLA	603-410-039	84601	VERA CRUZ	Trash Service	1	\$ 29.94	\$ 29.94	\$ 359.28
CITY OF COACHELLA	603-410-040	84591	VERA CRUZ	Trash Service	1	\$ 29.94	\$ 29.94	\$ 359.28
CITY OF COACHELLA	603-410-040	84591	VERA CRUZ	Additional Trash	1	\$ 8.47	\$ 8.47	\$ 101.64
CITY OF COACHELLA	603-410-041	84581	VERA CRUZ	Trash Service	1	\$ 29.94	\$ 29.94	\$ 359.28
CITY OF COACHELLA	603-410-041	84581	VERA CRUZ	Additional Trash	1	\$ 8.47	\$ 8.47	\$ 101.64
CITY OF COACHELLA	603-410-042	84571	VERA CRUZ	Trash Service	1	\$ 29.94	\$ 29.94	\$ 359.28
CITY OF COACHELLA	603-410-042	84571	VERA CRUZ	Additional Trash	1	\$ 8.47	\$ 8.47	\$ 101.64
CITY OF COACHELLA	603-410-043	49521	CALLE DE VEGA	Trash Service	1	\$ 29.94	\$ 29.94	\$ 359.28
CITY OF COACHELLA	603-410-044	84510	CALLE LEON	Trash Service	1	\$ 29.94	\$ 29.94	\$ 359.28
CITY OF COACHELLA	603-410-044	84510	CALLE LEON	Additional Trash	1	\$ 8.47	\$ 8.47	\$ 101.64
CITY OF COACHELLA	603-410-045	84520	CALLE LEON	Trash Service	1	\$ 29.94	\$ 29.94	\$ 359.28
CITY OF COACHELLA	603-410-046	84530	CALLE LEON	Trash Service	1	\$ 29.94	\$ 29.94	\$ 359.28
CITY OF COACHELLA	603-410-046	84530	CALLE LEON	Additional Trash	1	\$ 8.47	\$ 8.47	\$ 101.64
CITY OF COACHELLA	603-410-047	84540	CALLE LEON	Trash Service	1	\$ 29.94	\$ 29.94	\$ 359.28
CITY OF COACHELLA	603-410-047	84540	CALLE LEON	Additional Trash	1	\$ 8.47	\$ 8.47	\$ 101.64
CITY OF COACHELLA	603-410-048	84550	CALLE LEON	Trash Service	1	\$ 29.94	\$ 29.94	\$ 359.28
CITY OF COACHELLA	603-410-048	84550	CALLE LEON	Additional Trash	1	\$ 8.47	\$ 8.47	\$ 101.64

City of Coachella Final 2022-23 Tax File

Customer Name	Parcel #	Address	Street	Service Level	Units	Monthly Rate	Total Montly Rate	Annual Rate
CITY OF COACHELLA	603-410-049	84560	CALLE LEON	Trash Service	1	\$ 29.94	\$ 29.94	\$ 359.28
CITY OF COACHELLA	603-410-049	84560	CALLE LEON	Additional Trash	1	\$ 8.47	\$ 8.47	\$ 101.64
CITY OF COACHELLA	603-410-050	84570	CALLE LEON	Trash Service	1	\$ 29.94	\$ 29.94	\$ 359.28
CITY OF COACHELLA	603-410-051	84580	CALLE LEON	Trash Service	1	\$ 29.94	\$ 29.94	\$ 359.28
CITY OF COACHELLA	603-410-052	84590	CALLE LEON	Trash Service	1	\$ 29.94	\$ 29.94	\$ 359.28
CITY OF COACHELLA	603-410-053	84600	CALLE LEON	Trash Service	1	\$ 29.94	\$ 29.94	\$ 359.28
CITY OF COACHELLA	603-410-054	49520	AVE CORTEZ	Trash Service	1	\$ 29.94	\$ 29.94	\$ 359.28
CITY OF COACHELLA	603-410-054	49520	AVE CORTEZ	Additional Trash	1	\$ 8.47	\$ 8.47	\$ 101.64
CITY OF COACHELLA	603-410-055	49540	AVE CORTEZ	Trash Service	1	\$ 29.94	\$ 29.94	\$ 359.28
CITY OF COACHELLA	603-410-056	49560	AVE CORTEZ	Trash Service	1	\$ 29.94	\$ 29.94	\$ 359.28
CITY OF COACHELLA	603-410-056	49560	AVE CORTEZ	Additional Trash	1	\$ 8.47	\$ 8.47	\$ 101.64
CITY OF COACHELLA	603-410-057	49580	AVE CORTEZ	Trash Service	1	\$ 29.94	\$ 29.94	\$ 359.28
CITY OF COACHELLA	603-410-058	49600	AVE CORTEZ	Trash Service	1	\$ 29.94	\$ 29.94	\$ 359.28
CITY OF COACHELLA	603-410-059	49620	AVE CORTEZ	Trash Service	1	\$ 29.94	\$ 29.94	\$ 359.28
CITY OF COACHELLA	603-410-060	49640	AVE CORTEZ	Trash Service	1	\$ 29.94	\$ 29.94	\$ 359.28
CITY OF COACHELLA	603-410-061	49660	AVE CORTEZ	Trash Service	1	\$ 29.94	\$ 29.94	\$ 359.28
CITY OF COACHELLA	603-410-062	49680	AVE CORTEZ	Trash Service	1	\$ 29.94	\$ 29.94	\$ 359.28
CITY OF COACHELLA	603-410-063	49700	AVE CORTEZ	Trash Service	1	\$ 29.94	\$ 29.94	\$ 359.28
CITY OF COACHELLA	603-410-064	49720	AVE CORTEZ	Trash Service	1	\$ 29.94	\$ 29.94	\$ 359.28
CITY OF COACHELLA	603-410-064	49720	AVE CORTEZ	Additional Trash	1	\$ 8.47	\$ 8.47	\$ 101.64
CITY OF COACHELLA	603-410-064	49720	AVE CORTEZ	Additional Recycle	1	\$ 8.47	\$ 8.47	\$ 101.64
CITY OF COACHELLA	603-411-001	84551	VERA CRUZ	Trash Service	1	\$ 29.94	\$ 29.94	\$ 359.28
CITY OF COACHELLA	603-411-002	84541	VERA CRUZ	Trash Service	1	\$ 29.94	\$ 29.94	\$ 359.28
CITY OF COACHELLA	603-411-003	84531	VERA CRUZ	Trash Service	1	\$ 29.94	\$ 29.94	\$ 359.28
CITY OF COACHELLA	603-411-003	84531	VERA CRUZ	Additional Trash	1	\$ 8.47	\$ 8.47	\$ 101.64
CITY OF COACHELLA	603-411-004	84521	VERA CRUZ	Trash Service	1	\$ 29.94	\$ 29.94	\$ 359.28
CITY OF COACHELLA	603-411-005	84511	VERA CRUZ	Trash Service	1	\$ 29.94	\$ 29.94	\$ 359.28
CITY OF COACHELLA	603-411-006	84501	VERA CRUZ	Trash Service	1	\$ 29.94	\$ 29.94	\$ 359.28
CITY OF COACHELLA	603-411-007	84500	VERA CRUZ	Trash Service	1	\$ 29.94	\$ 29.94	\$ 359.28
CITY OF COACHELLA	603-411-007	84500	VERA CRUZ	Additional Trash	1	\$ 8.47	\$ 8.47	\$ 101.64
CITY OF COACHELLA	603-411-008	84510	VERA CRUZ	Trash Service	1	\$ 29.94	\$ 29.94	\$ 359.28
CITY OF COACHELLA	603-411-008	84510	VERA CRUZ	Additional Trash	1	\$ 8.47	\$ 8.47	\$ 101.64
CITY OF COACHELLA	603-411-009	84520	VERA CRUZ	Trash Service	1	\$ 29.94	\$ 29.94	\$ 359.28
CITY OF COACHELLA	603-411-010	84530	VERA CRUZ	Trash Service	1	\$ 29.94	\$ 29.94	\$ 359.28
CITY OF COACHELLA	603-411-010	84530	VERA CRUZ	Additional Trash	1	\$ 8.47	\$ 8.47	\$ 101.64
CITY OF COACHELLA	603-411-011	84540	VERA CRUZ	Trash Service	1	\$ 29.94	\$ 29.94	\$ 359.28
CITY OF COACHELLA	603-411-012	84550	VERA CRUZ	Trash Service	1	\$ 29.94	\$ 29.94	\$ 359.28
CITY OF COACHELLA	603-411-012	84550	VERA CRUZ	Additional Trash	1	\$ 8.47	\$ 8.47	\$ 101.64
CITY OF COACHELLA	603-411-013	84560	VERA CRUZ	Trash Service	1	\$ 29.94	\$ 29.94	\$ 359.28
CITY OF COACHELLA	603-411-013	84560	VERA CRUZ	Additional Trash	1	\$ 8.47	\$ 8.47	\$ 101.64

City of Coachella Final 2022-23 Tax File

Customer Name	Parcel #	Address	Street	Service Level	Units	Monthly Rate	Total Montly Rate	Annual Rate
CITY OF COACHELLA	603-411-014	84570	VERA CRUZ	Trash Service	1	\$ 29.94	\$ 29.94	\$ 359.28
CITY OF COACHELLA	603-411-015	84580	VERA CRUZ	Trash Service	1	\$ 29.94	\$ 29.94	\$ 359.28
CITY OF COACHELLA	603-411-016	84590	VERA CRUZ	Trash Service	1	\$ 29.94	\$ 29.94	\$ 359.28
CITY OF COACHELLA	603-411-017	84591	VIA HERMOSA	Trash Service	1	\$ 29.94	\$ 29.94	\$ 359.28
CITY OF COACHELLA	603-411-018	84581	VIA HERMOSA	Trash Service	1	\$ 29.94	\$ 29.94	\$ 359.28
CITY OF COACHELLA	603-411-019	84571	VIA HERMOSA	Trash Service	1	\$ 29.94	\$ 29.94	\$ 359.28
CITY OF COACHELLA	603-411-020	84561	VIA HERMOSA	Trash Service	1	\$ 29.94	\$ 29.94	\$ 359.28
CITY OF COACHELLA	603-411-021	84551	VIA HERMOSA	Trash Service	1	\$ 29.94	\$ 29.94	\$ 359.28
CITY OF COACHELLA	603-411-021	84551	VIA HERMOSA	Additional Recycle	1	\$ 8.47	\$ 8.47	\$ 101.64
CITY OF COACHELLA	603-411-022	84541	VIA HERMOSA	Trash Service	1	\$ 29.94	\$ 29.94	\$ 359.28
CITY OF COACHELLA	603-411-023	84531	VIA HERMOSA	Trash Service	1	\$ 29.94	\$ 29.94	\$ 359.28
CITY OF COACHELLA	603-411-024	84521	VIA HERMOSA	Trash Service	1	\$ 29.94	\$ 29.94	\$ 359.28
CITY OF COACHELLA	603-411-024	84521	VIA HERMOSA	Additional Trash	1	\$ 8.47	\$ 8.47	\$ 101.64
CITY OF COACHELLA	603-411-025	84511	VIA HERMOSA	Trash Service	1	\$ 29.94	\$ 29.94	\$ 359.28
CITY OF COACHELLA	603-411-026	84501	VIA HERMOSA	Trash Service	1	\$ 29.94	\$ 29.94	\$ 359.28
CITY OF COACHELLA	603-411-027	84500	VIA HERMOSA	Trash Service	1	\$ 29.94	\$ 29.94	\$ 359.28
CITY OF COACHELLA	603-411-027	84500	VIA HERMOSA	Additional Trash	1	\$ 8.47	\$ 8.47	\$ 101.64
CITY OF COACHELLA	603-411-028	84510	VIA HERMOSA	Trash Service	1	\$ 29.94	\$ 29.94	\$ 359.28
CITY OF COACHELLA	603-411-028	84510	VIA HERMOSA	Additional Trash	1	\$ 8.47	\$ 8.47	\$ 101.64
CITY OF COACHELLA	603-411-029	84520	VIA HERMOSA	Trash Service	1	\$ 29.94	\$ 29.94	\$ 359.28
CITY OF COACHELLA	603-411-029	84520	VIA HERMOSA	Additional Trash	1	\$ 8.47	\$ 8.47	\$ 101.64
CITY OF COACHELLA	603-411-030	84530	VIA HERMOSA	Trash Service	1	\$ 29.94	\$ 29.94	\$ 359.28
CITY OF COACHELLA	603-411-031	84540	VIA HERMOSA	Trash Service	1	\$ 29.94	\$ 29.94	\$ 359.28
CITY OF COACHELLA	603-411-032	84550	VIA HERMOSA	Trash Service	1	\$ 29.94	\$ 29.94	\$ 359.28
CITY OF COACHELLA	603-411-033	84560	VIA HERMOSA	Trash Service	1	\$ 29.94	\$ 29.94	\$ 359.28
CITY OF COACHELLA	603-411-034	84570	VIA HERMOSA	Trash Service	1	\$ 29.94	\$ 29.94	\$ 359.28
CITY OF COACHELLA	603-411-035	84580	VIA HERMOSA	Trash Service	1	\$ 29.94	\$ 29.94	\$ 359.28
CITY OF COACHELLA	603-411-036	84590	VIA HERMOSA	Trash Service	1	\$ 29.94	\$ 29.94	\$ 359.28
CITY OF COACHELLA	603-411-036	84590	VIA HERMOSA	Additional Trash	1	\$ 8.47	\$ 8.47	\$ 101.64
CITY OF COACHELLA	603-411-037	84591	VIA DURANGO	Trash Service	1	\$ 29.94	\$ 29.94	\$ 359.28
CITY OF COACHELLA	603-411-037	84591	VIA DURANGO	Additional Trash	1	\$ 8.47	\$ 8.47	\$ 101.64
CITY OF COACHELLA	603-411-038	84581	VIA DURANGO	Trash Service	1	\$ 29.94	\$ 29.94	\$ 359.28
CITY OF COACHELLA	603-411-038	84581	VIA DURANGO	Additional Trash	1	\$ 8.47	\$ 8.47	\$ 101.64
CITY OF COACHELLA	603-411-039	84571	VIA DURANGO	Trash Service	1	\$ 29.94	\$ 29.94	\$ 359.28
CITY OF COACHELLA	603-411-039	84571	VIA DURANGO	Additional Trash	1	\$ 8.47	\$ 8.47	\$ 101.64
CITY OF COACHELLA	603-411-040	84561	VIA DURANGO	Trash Service	1	\$ 29.94	\$ 29.94	\$ 359.28
CITY OF COACHELLA	603-411-040	84561	VIA DURANGO	Additional Trash	1	\$ 8.47	\$ 8.47	\$ 101.64
CITY OF COACHELLA	603-411-041	84551	VIA DURANGO	Trash Service	1	\$ 29.94	\$ 29.94	\$ 359.28
CITY OF COACHELLA	603-411-042	84541	VIA DURANGO	Trash Service	1	\$ 29.94	\$ 29.94	\$ 359.28
CITY OF COACHELLA	603-411-043	84531	VIA DURANGO	Trash Service	1	\$ 29.94	\$ 29.94	\$ 359.28

City of Coachella Final 2022-23 Tax File

Customer Name	Parcel #	Address	Street	Service Level	Units	Monthly Rate	Total Montly Rate	Annual Rate
CITY OF COACHELLA	603-411-044	84521	VIA DURANGO	Trash Service	1	\$ 29.94	\$ 29.94	\$ 359.28
CITY OF COACHELLA	603-411-045	84511	VIA DURANGO	Trash Service	1	\$ 29.94	\$ 29.94	\$ 359.28
CITY OF COACHELLA	603-411-046	84501	VIA DURANGO	Trash Service	1	\$ 29.94	\$ 29.94	\$ 359.28
CITY OF COACHELLA	603-411-047	84500	VIA DURANGO	Trash Service	1	\$ 29.94	\$ 29.94	\$ 359.28
CITY OF COACHELLA	603-411-047	84500	VIA DURANGO	Additional Trash	1	\$ 8.47	\$ 8.47	\$ 101.64
CITY OF COACHELLA	603-411-048	84510	VIA DURANGO	Trash Service	1	\$ 29.94	\$ 29.94	\$ 359.28
CITY OF COACHELLA	603-411-049	84520	VIA DURANGO	Trash Service	1	\$ 29.94	\$ 29.94	\$ 359.28
CITY OF COACHELLA	603-411-050	84530	VIA DURANGO	Trash Service	1	\$ 29.94	\$ 29.94	\$ 359.28
CITY OF COACHELLA	603-411-051	84540	VIA DURANGO	Trash Service	1	\$ 29.94	\$ 29.94	\$ 359.28
CITY OF COACHELLA	603-411-052	84550	VIA DURANGO	Trash Service	1	\$ 29.94	\$ 29.94	\$ 359.28
CITY OF COACHELLA	603-411-053	84560	VIA DURANGO	Trash Service	1	\$ 29.94	\$ 29.94	\$ 359.28
CITY OF COACHELLA	603-411-054	84570	VIA DURANGO	Trash Service	1	\$ 29.94	\$ 29.94	\$ 359.28
CITY OF COACHELLA	603-411-054	84570	VIA DURANGO	Additional Trash	1	\$ 8.47	\$ 8.47	\$ 101.64
CITY OF COACHELLA	603-411-055	84580	VIA DURANGO	Trash Service	1	\$ 29.94	\$ 29.94	\$ 359.28
CITY OF COACHELLA	603-411-055	84580	VIA DURANGO	Additional Trash	1	\$ 8.47	\$ 8.47	\$ 101.64
CITY OF COACHELLA	603-411-056	84590	VIA DURANGO	Trash Service	1	\$ 29.94	\$ 29.94	\$ 359.28
CITY OF COACHELLA	603-411-056	84590	VIA DURANGO	Additional Trash	1	\$ 8.47	\$ 8.47	\$ 101.64
CITY OF COACHELLA	603-411-057	84591	PASEO LAREDO	Trash Service	1	\$ 29.94	\$ 29.94	\$ 359.28
CITY OF COACHELLA	603-411-057	84591	PASEO LAREDO	Additional Trash	1	\$ 8.47	\$ 8.47	\$ 101.64
CITY OF COACHELLA	603-411-058	84581	PASEO LAREDO	Trash Service	1	\$ 29.94	\$ 29.94	\$ 359.28
CITY OF COACHELLA	603-411-059	84571	PASEO LAREDO	Trash Service	1	\$ 29.94	\$ 29.94	\$ 359.28
CITY OF COACHELLA	603-411-060	84561	PASEO LAREDO	Trash Service	1	\$ 29.94	\$ 29.94	\$ 359.28
CITY OF COACHELLA	603-411-060	84561	PASEO LAREDO	Additional Trash	1	\$ 8.47	\$ 8.47	\$ 101.64
CITY OF COACHELLA	603-411-061	84551	PASEO LAREDO	Trash Service	1	\$ 29.94	\$ 29.94	\$ 359.28
CITY OF COACHELLA	603-411-062	84541	PASEO LAREDO	Trash Service	1	\$ 29.94	\$ 29.94	\$ 359.28
CITY OF COACHELLA	603-411-063	84531	PASEO LAREDO	Trash Service	1	\$ 29.94	\$ 29.94	\$ 359.28
CITY OF COACHELLA	603-411-064	84521	PASEO LAREDO	Trash Service	1	\$ 29.94	\$ 29.94	\$ 359.28
CITY OF COACHELLA	603-411-065	84511	PASEO LAREDO	Trash Service	1	\$ 29.94	\$ 29.94	\$ 359.28
CITY OF COACHELLA	603-411-066	84501	PASEO LAREDO	Trash Service	1	\$ 29.94	\$ 29.94	\$ 359.28
CITY OF COACHELLA	603-411-066	84501	PASEO LAREDO	Additional Trash	2	\$ 8.47	\$ 16.94	\$ 203.28
CITY OF COACHELLA	603-412-005	49560	CALLE DE VEGA	Trash Service	1	\$ 29.94	\$ 29.94	\$ 359.28
CITY OF COACHELLA	603-412-006	49580	CALLE DE VEGA	Trash Service	1	\$ 29.94	\$ 29.94	\$ 359.28
CITY OF COACHELLA	603-412-007	49600	CALLE DE VEGA	Trash Service	1	\$ 29.94	\$ 29.94	\$ 359.28
CITY OF COACHELLA	603-412-007	49600	CALLE DE VEGA	Additional Trash	1	\$ 8.47	\$ 8.47	\$ 101.64
CITY OF COACHELLA	603-412-008	49620	CALLE DE VEGA	Trash Service	1	\$ 29.94	\$ 29.94	\$ 359.28
CITY OF COACHELLA	603-412-009	49640	CALLE DE VEGA	Trash Service	1	\$ 29.94	\$ 29.94	\$ 359.28
CITY OF COACHELLA	603-412-010	49660	CALLE DE VEGA	Trash Service	1	\$ 29.94	\$ 29.94	\$ 359.28
CITY OF COACHELLA	603-412-018	84550	PASEO LAREDO	Trash Service	1	\$ 29.94	\$ 29.94	\$ 359.28
CITY OF COACHELLA	603-412-019	84560	PASEO LAREDO	Trash Service	1	\$ 29.94	\$ 29.94	\$ 359.28
CITY OF COACHELLA	603-412-020	84570	PASEO LAREDO	Trash Service	1	\$ 29.94	\$ 29.94	\$ 359.28

City of Coachella Final 2022-23 Tax File

Customer Name	Parcel #	Address	Street	Service Level	Units	Monthly Rate	Total Montly Rate	Annual Rate
CITY OF COACHELLA	603-412-020	84570	PASEO LAREDO	Additional Trash	1	\$ 8.47	\$ 8.47	\$ 101.64
CITY OF COACHELLA	603-412-021	49661	AVE CORTEZ	Trash Service	1	\$ 29.94	\$ 29.94	\$ 359.28
CITY OF COACHELLA	603-412-021	49661	AVE CORTEZ	Additional Trash	1	\$ 8.47	\$ 8.47	\$ 101.64
CITY OF COACHELLA	603-412-022	49641	AVE CORTEZ	Trash Service	1	\$ 29.94	\$ 29.94	\$ 359.28
CITY OF COACHELLA	603-412-023	49621	AVE CORTEZ	Trash Service	1	\$ 29.94	\$ 29.94	\$ 359.28
CITY OF COACHELLA	603-412-024	49601	AVE CORTEZ	Trash Service	1	\$ 29.94	\$ 29.94	\$ 359.28
CITY OF COACHELLA	603-412-024	49601	AVE CORTEZ	Additional Trash	1	\$ 8.47	\$ 8.47	\$ 101.64
CITY OF COACHELLA	603-412-025	49581	AVE CORTEZ	Trash Service	1	\$ 29.94	\$ 29.94	\$ 359.28
CITY OF COACHELLA	603-412-026	49561	AVE CORTEZ	Trash Service	1	\$ 29.94	\$ 29.94	\$ 359.28
CITY OF COACHELLA	603-412-027	84561	CALLE LEON	Trash Service	1	\$ 29.94	\$ 29.94	\$ 359.28
CITY OF COACHELLA	603-412-028	84551	CALLE LEON	Trash Service	1	\$ 29.94	\$ 29.94	\$ 359.28
CITY OF COACHELLA	603-412-029	84541	CALLE LEON	Trash Service	1	\$ 29.94	\$ 29.94	\$ 359.28
CITY OF COACHELLA	603-421-002	49045	JAZMIN ST	Trash Service	1	\$ 29.94	\$ 29.94	\$ 359.28
CITY OF COACHELLA	603-421-002	49045	JAZMIN ST	Additional Trash	1	\$ 8.47	\$ 8.47	\$ 101.64
CITY OF COACHELLA	603-421-002	49045	JAZMIN ST	Additional Recycle	1	\$ 8.47	\$ 8.47	\$ 101.64
CITY OF COACHELLA	603-421-003	49075	JAZMIN ST	Trash Service	1	\$ 29.94	\$ 29.94	\$ 359.28
CITY OF COACHELLA	603-421-003	49075	JAZMIN ST	Additional Trash	1	\$ 8.47	\$ 8.47	\$ 101.64
CITY OF COACHELLA	603-421-004	49105	JAZMIN ST	Trash Service	1	\$ 29.94	\$ 29.94	\$ 359.28
CITY OF COACHELLA	603-421-005	49135	JAZMIN ST	Trash Service	1	\$ 29.94	\$ 29.94	\$ 359.28
CITY OF COACHELLA	603-421-006	49165	JAZMIN ST	Trash Service	1	\$ 29.94	\$ 29.94	\$ 359.28
CITY OF COACHELLA	603-421-007	49195	JAZMIN ST	Trash Service	1	\$ 29.94	\$ 29.94	\$ 359.28
CITY OF COACHELLA	603-421-007	49195	JAZMIN ST	Additional Trash	1	\$ 8.47	\$ 8.47	\$ 101.64
CITY OF COACHELLA	603-421-008	49225	JAZMIN ST	Trash Service	1	\$ 29.94	\$ 29.94	\$ 359.28
CITY OF COACHELLA	603-421-008	49225	JAZMIN ST	Additional Recycle	1	\$ 8.47	\$ 8.47	\$ 101.64
CITY OF COACHELLA	603-421-009	49007	JAZMIN ST	Trash Service	1	\$ 29.94	\$ 29.94	\$ 359.28
CITY OF COACHELLA	603-421-010	49015	JAZMIN ST	Trash Service	1	\$ 29.94	\$ 29.94	\$ 359.28
CITY OF COACHELLA	603-421-010	49015	JAZMIN ST	Additional Trash	1	\$ 8.47	\$ 8.47	\$ 101.64
CITY OF COACHELLA	603-422-001	84455	MARGARITA AVE	Trash Service	1	\$ 29.94	\$ 29.94	\$ 359.28
CITY OF COACHELLA	603-422-001	84455	MARGARITA AVE	Additional Trash	1	\$ 8.47	\$ 8.47	\$ 101.64
CITY OF COACHELLA	603-422-002	84443	MARGARITA AVE	Trash Service	1	\$ 29.94	\$ 29.94	\$ 359.28
CITY OF COACHELLA	603-422-003	84431	MARGARITA AVE	Trash Service	1	\$ 29.94	\$ 29.94	\$ 359.28
CITY OF COACHELLA	603-422-003	84431	MARGARITA AVE	Additional Trash	1	\$ 8.47	\$ 8.47	\$ 101.64
CITY OF COACHELLA	603-422-004	84419	MARGARITA AVE	Trash Service	1	\$ 29.94	\$ 29.94	\$ 359.28
CITY OF COACHELLA	603-422-005	84407	MARGARITA AVE	Trash Service	1	\$ 29.94	\$ 29.94	\$ 359.28
CITY OF COACHELLA	603-422-005	84407	MARGARITA AVE	Additional Trash	1	\$ 8.47	\$ 8.47	\$ 101.64
CITY OF COACHELLA	603-422-006	84395	MARGARITA AVE	Trash Service	1	\$ 29.94	\$ 29.94	\$ 359.28
CITY OF COACHELLA	603-422-007	84383	MARGARITA AVE	Trash Service	1	\$ 29.94	\$ 29.94	\$ 359.28
CITY OF COACHELLA	603-422-008	84371	MARGARITA AVE	Trash Service	2	\$ 29.94	\$ 59.88	\$ 718.56
CITY OF COACHELLA	603-422-008	84371	MARGARITA AVE	Additional Trash	1	\$ 8.47	\$ 8.47	\$ 101.64
CITY OF COACHELLA	603-422-009	84359	MARGARITA AVE	Trash Service	1	\$ 29.94	\$ 29.94	\$ 359.28

City of Coachella Final 2022-23 Tax File

Customer Name	Parcel #	Address	Street	Service Level	Units	Monthly Rate	Total Montly Rate	Annual Rate
CITY OF COACHELLA	603-422-009	84359	MARGARITA AVE	Additional Trash	1	\$ 8.47	\$ 8.47	\$ 101.64
CITY OF COACHELLA	603-422-010	84347	MARGARITA AVE	Trash Service	1	\$ 29.94	\$ 29.94	\$ 359.28
CITY OF COACHELLA	603-422-011	84335	MARGARITA AVE	Trash Service	1	\$ 29.94	\$ 29.94	\$ 359.28
CITY OF COACHELLA	603-422-012	84323	MARGARITA AVE	Trash Service	1	\$ 29.94	\$ 29.94	\$ 359.28
CITY OF COACHELLA	603-422-013	49070	JAZMIN ST	Trash Service	1	\$ 29.94	\$ 29.94	\$ 359.28
CITY OF COACHELLA	603-422-013	49070	JAZMIN ST	Additional Trash	1	\$ 8.47	\$ 8.47	\$ 101.64
CITY OF COACHELLA	603-422-014	49100	JAZMIN ST	Trash Service	1	\$ 29.94	\$ 29.94	\$ 359.28
CITY OF COACHELLA	603-422-014	49100	JAZMIN ST	Additional Trash	1	\$ 8.47	\$ 8.47	\$ 101.64
CITY OF COACHELLA	603-422-015	49130	JAZMIN ST	Trash Service	1	\$ 29.94	\$ 29.94	\$ 359.28
CITY OF COACHELLA	603-422-015	49130	JAZMIN ST	Additional Trash	1	\$ 8.47	\$ 8.47	\$ 101.64
CITY OF COACHELLA	603-422-016	49160	JAZMIN ST	Trash Service	1	\$ 29.94	\$ 29.94	\$ 359.28
CITY OF COACHELLA	603-422-016	49160	JAZMIN ST	Additional Trash	1	\$ 8.47	\$ 8.47	\$ 101.64
CITY OF COACHELLA	603-422-017	49190	JAZMIN ST	Trash Service	1	\$ 29.94	\$ 29.94	\$ 359.28
CITY OF COACHELLA	603-422-017	49190	JAZMIN ST	Additional Recycle	1	\$ 8.47	\$ 8.47	\$ 101.64
CITY OF COACHELLA	603-422-018	49220	JAZMIN ST	Trash Service	1	\$ 29.94	\$ 29.94	\$ 359.28
CITY OF COACHELLA	603-422-019	49225	TULIPAN ST	Trash Service	1	\$ 29.94	\$ 29.94	\$ 359.28
CITY OF COACHELLA	603-422-019	49225	TULIPAN ST	Additional Trash	1	\$ 8.47	\$ 8.47	\$ 101.64
CITY OF COACHELLA	603-422-020	49195	TULIPAN ST	Trash Service	1	\$ 29.94	\$ 29.94	\$ 359.28
CITY OF COACHELLA	603-422-021	49165	TULIPAN ST	Trash Service	1	\$ 29.94	\$ 29.94	\$ 359.28
CITY OF COACHELLA	603-422-021	49165	TULIPAN ST	Additional Trash	1	\$ 8.47	\$ 8.47	\$ 101.64
CITY OF COACHELLA	603-422-024	84360	ROSAL AVE	Trash Service	1	\$ 29.94	\$ 29.94	\$ 359.28
CITY OF COACHELLA	603-422-025	84372	ROSAL AVE	Trash Service	1	\$ 29.94	\$ 29.94	\$ 359.28
CITY OF COACHELLA	603-422-025	84372	ROSAL AVE	Additional Trash	1	\$ 8.47	\$ 8.47	\$ 101.64
CITY OF COACHELLA	603-422-026	84384	ROSAL AVE	Trash Service	1	\$ 29.94	\$ 29.94	\$ 359.28
CITY OF COACHELLA	603-422-026	84384	ROSAL AVE	Additional Trash	1	\$ 8.47	\$ 8.47	\$ 101.64
CITY OF COACHELLA	603-422-026	84384	ROSAL AVE	Additional Recycle	1	\$ 8.47	\$ 8.47	\$ 101.64
CITY OF COACHELLA	603-422-027	84386	ROSAL AVE	Trash Service	1	\$ 29.94	\$ 29.94	\$ 359.28
CITY OF COACHELLA	603-422-027	84386	ROSAL AVE	Additional Trash	1	\$ 8.47	\$ 8.47	\$ 101.64
CITY OF COACHELLA	603-422-028	84408	ROSAL AVE	Trash Service	1	\$ 29.94	\$ 29.94	\$ 359.28
CITY OF COACHELLA	603-422-029	84420	ROSAL AVE	Trash Service	1	\$ 29.94	\$ 29.94	\$ 359.28
CITY OF COACHELLA	603-422-029	84420	ROSAL AVE	Additional Trash	1	\$ 8.47	\$ 8.47	\$ 101.64
CITY OF COACHELLA	603-422-030	84436	ROSAL AVE	Trash Service	1	\$ 29.94	\$ 29.94	\$ 359.28
CITY OF COACHELLA	603-422-030	84436	ROSAL AVE	Additional Trash	1	\$ 8.47	\$ 8.47	\$ 101.64
CITY OF COACHELLA	603-422-031	84444	ROSAL AVE	Trash Service	1	\$ 29.94	\$ 29.94	\$ 359.28
CITY OF COACHELLA	603-422-031	84444	ROSAL AVE	Additional Trash	1	\$ 8.47	\$ 8.47	\$ 101.64
CITY OF COACHELLA	603-422-032	84456	ROSAL AVE	Trash Service	1	\$ 29.94	\$ 29.94	\$ 359.28
CITY OF COACHELLA	603-422-032	84456	ROSAL AVE	Additional Green	1	\$ 8.47	\$ 8.47	\$ 101.64
CITY OF COACHELLA	603-422-034	49135	TULIPAN ST	Trash Service	1	\$ 29.94	\$ 29.94	\$ 359.28
CITY OF COACHELLA	603-422-035	49105	TULIPAN ST	Trash Service	1	\$ 29.94	\$ 29.94	\$ 359.28
CITY OF COACHELLA	603-422-035	49105	TULIPAN ST	Additional Trash	1	\$ 8.47	\$ 8.47	\$ 101.64

City of Coachella Final 2022-23 Tax File

Customer Name	Parcel #	Address	Street	Service Level	Units	Monthly Rate	Total Montly Rate	Annual Rate
CITY OF COACHELLA	603-422-036	84336	ROSAL AVE	Trash Service	1	\$ 29.94	\$ 29.94	\$ 359.28
CITY OF COACHELLA	603-422-037	84348	ROSAL AVE	Trash Service	1	\$ 29.94	\$ 29.94	\$ 359.28
CITY OF COACHELLA	603-423-001	84455	ROSAL AVE	Trash Service	1	\$ 29.94	\$ 29.94	\$ 359.28
CITY OF COACHELLA	603-423-002	84443	ROSAL AVE	Trash Service	1	\$ 29.94	\$ 29.94	\$ 359.28
CITY OF COACHELLA	603-423-002	84443	ROSAL AVE	Additional Trash	1	\$ 8.47	\$ 8.47	\$ 101.64
CITY OF COACHELLA	603-423-003	84431	ROSAL AVE	Trash Service	1	\$ 29.94	\$ 29.94	\$ 359.28
CITY OF COACHELLA	603-423-003	84431	ROSAL AVE	Additional Trash	1	\$ 8.47	\$ 8.47	\$ 101.64
CITY OF COACHELLA	603-423-004	84419	ROSAL AVE	Trash Service	1	\$ 29.94	\$ 29.94	\$ 359.28
CITY OF COACHELLA	603-423-004	84419	ROSAL AVE	Additional Trash	1	\$ 8.47	\$ 8.47	\$ 101.64
CITY OF COACHELLA	603-423-005	84407	ROSAL AVE	Trash Service	1	\$ 29.94	\$ 29.94	\$ 359.28
CITY OF COACHELLA	603-423-006	84395	ROSAL AVE	Trash Service	1	\$ 29.94	\$ 29.94	\$ 359.28
CITY OF COACHELLA	603-423-006	84395	ROSAL AVE	Additional Trash	1	\$ 8.47	\$ 8.47	\$ 101.64
CITY OF COACHELLA	603-423-007	84383	ROSAL AVE	Trash Service	1	\$ 29.94	\$ 29.94	\$ 359.28
CITY OF COACHELLA	603-423-011	84396	AMAPOLA LANE	Trash Service	1	\$ 29.94	\$ 29.94	\$ 359.28
CITY OF COACHELLA	603-423-012	84408	AMAPOLA LANE	Trash Service	1	\$ 29.94	\$ 29.94	\$ 359.28
CITY OF COACHELLA	603-423-013	84420	AMAPOLA LANE	Trash Service	1	\$ 29.94	\$ 29.94	\$ 359.28
CITY OF COACHELLA	603-423-013	84420	AMAPOLA LANE	Additional Trash	1	\$ 8.47	\$ 8.47	\$ 101.64
CITY OF COACHELLA	603-423-014	84432	AMAPOLA LANE	Trash Service	1	\$ 29.94	\$ 29.94	\$ 359.28
CITY OF COACHELLA	603-423-015	84444	AMAPOLA LANE	Trash Service	1	\$ 29.94	\$ 29.94	\$ 359.28
CITY OF COACHELLA	603-423-016	84456	AMAPOLA LANE	Trash Service	1	\$ 29.94	\$ 29.94	\$ 359.28
CITY OF COACHELLA	603-423-016	84456	AMAPOLA LANE	Additional Trash	1	\$ 8.47	\$ 8.47	\$ 101.64
CITY OF COACHELLA	603-423-017	49220	TULIPAN ST	Trash Service	1	\$ 29.94	\$ 29.94	\$ 359.28
CITY OF COACHELLA	603-423-021	49255	ORQUIDEA LANE	Trash Service	1	\$ 29.94	\$ 29.94	\$ 359.28
CITY OF COACHELLA	603-423-021	49255	ORQUIDEA LANE	Additional Trash	1	\$ 8.47	\$ 8.47	\$ 101.64
CITY OF COACHELLA	603-423-023	49160	TULIPAN ST	Trash Service	1	\$ 29.94	\$ 29.94	\$ 359.28
CITY OF COACHELLA	603-423-024	49190	TULIPAN ST	Trash Service	1	\$ 29.94	\$ 29.94	\$ 359.28
CITY OF COACHELLA	603-423-024	49190	TULIPAN ST	Additional Recycle	1	\$ 8.47	\$ 8.47	\$ 101.64
CITY OF COACHELLA	603-423-024	49190	TULIPAN ST	Additional Trash	1	\$ 8.47	\$ 8.47	\$ 101.64
CITY OF COACHELLA	603-423-025	84371	ROSAL AVE	Trash Service	1	\$ 29.94	\$ 29.94	\$ 359.28
CITY OF COACHELLA	603-423-025	84371	ROSAL AVE	Additional Trash	1	\$ 8.47	\$ 8.47	\$ 101.64
CITY OF COACHELLA	603-423-026	84373	ROSAL AVE	Trash Service	1	\$ 29.94	\$ 29.94	\$ 359.28
CITY OF COACHELLA	603-423-026	84373	ROSAL AVE	Additional Trash	1	\$ 8.47	\$ 8.47	\$ 101.64
CITY OF COACHELLA	603-424-001	84300	MARGARITA AVE	Trash Service	1	\$ 29.94	\$ 29.94	\$ 359.28
CITY OF COACHELLA	603-424-001	84300	MARGARITA AVE	Additional Trash	1	\$ 8.47	\$ 8.47	\$ 101.64
CITY OF COACHELLA	603-424-002	84312	MARGARITA AVE	Trash Service	1	\$ 29.94	\$ 29.94	\$ 359.28
CITY OF COACHELLA	603-424-002	84312	MARGARITA AVE	Additional Trash	1	\$ 8.47	\$ 8.47	\$ 101.64
CITY OF COACHELLA	603-424-003	84324	MARGARITA AVE	Trash Service	1	\$ 29.94	\$ 29.94	\$ 359.28
CITY OF COACHELLA	603-424-004	84336	MARGARITA AVE	Trash Service	1	\$ 29.94	\$ 29.94	\$ 359.28
CITY OF COACHELLA	603-424-005	84348	MARGARITA AVE	Trash Service	1	\$ 29.94	\$ 29.94	\$ 359.28
CITY OF COACHELLA	603-424-005	84348	MARGARITA AVE	Additional Trash	1	\$ 8.47	\$ 8.47	\$ 101.64

City of Coachella Final 2022-23 Tax File

Customer Name	Parcel #	Address	Street	Service Level	Units	Monthly Rate	Total Montly Rate	Annual Rate
CITY OF COACHELLA	603-424-006	84360	MARGARITA AVE	Trash Service	1	\$ 29.94	\$ 29.94	\$ 359.28
CITY OF COACHELLA	603-424-007	84372	MARGARITA AVE	Trash Service	1	\$ 29.94	\$ 29.94	\$ 359.28
CITY OF COACHELLA	603-424-008	84384	MARGARITA AVE	Trash Service	1	\$ 29.94	\$ 29.94	\$ 359.28
CITY OF COACHELLA	603-424-008	84384	MARGARITA AVE	Additional Trash	1	\$ 8.47	\$ 8.47	\$ 101.64
CITY OF COACHELLA	603-424-009	84396	MARGARITA AVE	Trash Service	1	\$ 29.94	\$ 29.94	\$ 359.28
CITY OF COACHELLA	603-424-009	84396	MARGARITA AVE	Additional Trash	1	\$ 8.47	\$ 8.47	\$ 101.64
CITY OF COACHELLA	603-424-010	84408	MARGARITA AVE	Trash Service	1	\$ 29.94	\$ 29.94	\$ 359.28
CITY OF COACHELLA	603-424-010	84408	MARGARITA AVE	Additional Trash	1	\$ 8.47	\$ 8.47	\$ 101.64
CITY OF COACHELLA	603-424-011	84420	MARGARITA AVE	Trash Service	1	\$ 29.94	\$ 29.94	\$ 359.28
CITY OF COACHELLA	603-424-012	84432	MARGARITA AVE	Trash Service	1	\$ 29.94	\$ 29.94	\$ 359.28
CITY OF COACHELLA	603-424-013	84444	MARGARITA AVE	Trash Service	1	\$ 29.94	\$ 29.94	\$ 359.28
CITY OF COACHELLA	603-424-013	84444	MARGARITA AVE	Additional Recycle	1	\$ 8.47	\$ 8.47	\$ 101.64
CITY OF COACHELLA	603-424-014	84456	MARGARITA AVE	Trash Service	1	\$ 29.94	\$ 29.94	\$ 359.28
CITY OF COACHELLA	603-424-015	84468	MARGARITA AVE	Trash Service	1	\$ 29.94	\$ 29.94	\$ 359.28
CITY OF COACHELLA	603-424-016	49070	HIBISCO ST	Trash Service	1	\$ 29.94	\$ 29.94	\$ 359.28
CITY OF COACHELLA	603-424-016	49070	HIBISCO ST	Additional Trash	1	\$ 8.47	\$ 8.47	\$ 101.64
CITY OF COACHELLA	603-424-017	49100	HIBISCO ST	Trash Service	1	\$ 29.94	\$ 29.94	\$ 359.28
CITY OF COACHELLA	603-424-017	49100	HIBISCO ST	Additional Trash	1	\$ 8.47	\$ 8.47	\$ 101.64
CITY OF COACHELLA	603-424-018	49130	HIBISCO ST	Trash Service	1	\$ 29.94	\$ 29.94	\$ 359.28
CITY OF COACHELLA	603-424-024	49136	HIBISCO ST	Trash Service	1	\$ 29.94	\$ 29.94	\$ 359.28
CITY OF COACHELLA	603-424-024	49136	HIBISCO ST	Additional Trash	1	\$ 8.47	\$ 8.47	\$ 101.64
CITY OF COACHELLA	603-424-025	49152	HIBISCO ST	Trash Service	1	\$ 29.94	\$ 29.94	\$ 359.28
CITY OF COACHELLA	603-424-026	49170	HIBISCO ST	Trash Service	1	\$ 29.94	\$ 29.94	\$ 359.28
CITY OF COACHELLA	603-424-027	49186	HIBISCO ST	Trash Service	1	\$ 29.94	\$ 29.94	\$ 359.28
CITY OF COACHELLA	603-424-028	49202	HIBISCO ST	Trash Service	1	\$ 29.94	\$ 29.94	\$ 359.28
CITY OF COACHELLA	603-424-028	49202	HIBISCO ST	Additional Trash	1	\$ 8.47	\$ 8.47	\$ 101.64
CITY OF COACHELLA	603-424-029	49220	HIBISCO ST	Trash Service	1	\$ 29.94	\$ 29.94	\$ 359.28
CITY OF COACHELLA	603-424-030	49236	HIBISCO ST	Trash Service	1	\$ 29.94	\$ 29.94	\$ 359.28
CITY OF COACHELLA	603-424-031	49254	HIBISCO ST	Trash Service	1	\$ 29.94	\$ 29.94	\$ 359.28
CITY OF COACHELLA	603-441-001	49133	SIERRA ST	Trash Service	1	\$ 29.94	\$ 29.94	\$ 359.28
CITY OF COACHELLA	603-441-002	49111	SIERRA ST	Trash Service	1	\$ 29.94	\$ 29.94	\$ 359.28
CITY OF COACHELLA	603-441-002	49111	SIERRA ST	Additional Green	1	\$ 8.47	\$ 8.47	\$ 101.64
CITY OF COACHELLA	603-441-003	49087	SIERRA ST	Trash Service	1	\$ 29.94	\$ 29.94	\$ 359.28
CITY OF COACHELLA	603-441-004	49071	SIERRA ST	Trash Service	1	\$ 29.94	\$ 29.94	\$ 359.28
CITY OF COACHELLA	603-441-004	49071	SIERRA ST	Additional Trash	1	\$ 8.47	\$ 8.47	\$ 101.64
CITY OF COACHELLA	603-441-004	49071	SIERRA ST	Additional Recycle	1	\$ 8.47	\$ 8.47	\$ 101.64
CITY OF COACHELLA	603-441-005	84064	MEADOWS LANE	Trash Service	1	\$ 29.94	\$ 29.94	\$ 359.28
CITY OF COACHELLA	603-441-006	84076	MEADOWS LANE	Trash Service	2	\$ 29.94	\$ 59.88	\$ 718.56
CITY OF COACHELLA	603-441-007	84088	MEADOWS LANE	Trash Service	1	\$ 29.94	\$ 29.94	\$ 359.28
CITY OF COACHELLA	603-441-008	84110	MEADOWS LANE	Trash Service	1	\$ 29.94	\$ 29.94	\$ 359.28

City of Coachella Final 2022-23 Tax File

Customer Name	Parcel #	Address	Street	Service Level	Units	Monthly Rate	Total Montly Rate	Annual Rate
CITY OF COACHELLA	603-441-008	84110	MEADOWS LANE	Additional Trash	1	\$ 8.47	\$ 8.47	\$ 101.64
CITY OF COACHELLA	603-441-009	84122	MEADOWS LANE	Trash Service	1	\$ 29.94	\$ 29.94	\$ 359.28
CITY OF COACHELLA	603-441-012	49201	SUMMER ST	Trash Service	1	\$ 29.94	\$ 29.94	\$ 359.28
CITY OF COACHELLA	603-441-012	49201	SUMMER ST	Additional Trash	1	\$ 8.47	\$ 8.47	\$ 101.64
CITY OF COACHELLA	603-441-013	49179	SUMMER ST	Trash Service	1	\$ 29.94	\$ 29.94	\$ 359.28
CITY OF COACHELLA	603-441-014	49157	SUMMER ST	Trash Service	1	\$ 29.94	\$ 29.94	\$ 359.28
CITY OF COACHELLA	603-441-015	49135	SUMMER ST	Trash Service	1	\$ 29.94	\$ 29.94	\$ 359.28
CITY OF COACHELLA	603-441-016	49113	SUMMER ST	Trash Service	1	\$ 29.94	\$ 29.94	\$ 359.28
CITY OF COACHELLA	603-441-016	49113	SUMMER ST	Additional Trash	1	\$ 8.47	\$ 8.47	\$ 101.64
CITY OF COACHELLA	603-441-017	49091	SUMMER ST	Trash Service	1	\$ 29.94	\$ 29.94	\$ 359.28
CITY OF COACHELLA	603-441-018	49069	SUMMER ST	Trash Service	1	\$ 29.94	\$ 29.94	\$ 359.28
CITY OF COACHELLA	603-441-019	49023	SUMMER ST	Trash Service	1	\$ 29.94	\$ 29.94	\$ 359.28
CITY OF COACHELLA	603-441-019	49023	SUMMER ST	Additional Trash	1	\$ 8.47	\$ 8.47	\$ 101.64
CITY OF COACHELLA	603-441-020	49062	SUMMER ST	Trash Service	1	\$ 29.94	\$ 29.94	\$ 359.28
CITY OF COACHELLA	603-441-021	49066	SUMMER ST	Trash Service	1	\$ 29.94	\$ 29.94	\$ 359.28
CITY OF COACHELLA	603-441-021	49066	SUMMER ST	Additional Green	1	\$ 8.47	\$ 8.47	\$ 101.64
CITY OF COACHELLA	603-441-021	49066	SUMMER ST	Additional Trash	1	\$ 8.47	\$ 8.47	\$ 101.64
CITY OF COACHELLA	603-441-022	49070	SUMMER ST	Trash Service	1	\$ 29.94	\$ 29.94	\$ 359.28
CITY OF COACHELLA	603-441-022	49070	SUMMER ST	Additional Trash	1	\$ 8.47	\$ 8.47	\$ 101.64
CITY OF COACHELLA	603-441-022	49070	SUMMER ST	Additional Green	1	\$ 8.47	\$ 8.47	\$ 101.64
CITY OF COACHELLA	603-441-023	49088	SUMMER ST	Trash Service	1	\$ 29.94	\$ 29.94	\$ 359.28
CITY OF COACHELLA	603-441-024	49112	SUMMER ST	Trash Service	1	\$ 29.94	\$ 29.94	\$ 359.28
CITY OF COACHELLA	603-441-024	49112	SUMMER ST	Additional Recycle	1	\$ 8.47	\$ 8.47	\$ 101.64
CITY OF COACHELLA	603-441-025	49134	SUMMER ST	Trash Service	1	\$ 29.94	\$ 29.94	\$ 359.28
CITY OF COACHELLA	603-441-026	49156	SUMMER ST	Trash Service	1	\$ 29.94	\$ 29.94	\$ 359.28
CITY OF COACHELLA	603-441-027	49178	SUMMER ST	Trash Service	1	\$ 29.94	\$ 29.94	\$ 359.28
CITY OF COACHELLA	603-441-027	49178	SUMMER ST	Additional Trash	1	\$ 8.47	\$ 8.47	\$ 101.64
CITY OF COACHELLA	603-441-028	49200	SUMMER ST	Trash Service	1	\$ 29.94	\$ 29.94	\$ 359.28
CITY OF COACHELLA	603-441-028	49200	SUMMER ST	Additional Trash	1	\$ 8.47	\$ 8.47	\$ 101.64
CITY OF COACHELLA	603-441-029	49199	SIERRA ST	Trash Service	1	\$ 29.94	\$ 29.94	\$ 359.28
CITY OF COACHELLA	603-441-030	49177	SIERRA ST	Trash Service	1	\$ 29.94	\$ 29.94	\$ 359.28
CITY OF COACHELLA	603-441-030	49177	SIERRA ST	Additional Trash	1	\$ 8.47	\$ 8.47	\$ 101.64
CITY OF COACHELLA	603-441-031	49155	SIERRA ST	Trash Service	1	\$ 29.94	\$ 29.94	\$ 359.28
CITY OF COACHELLA	603-442-001	84072	TERA VISTA	Trash Service	1	\$ 29.94	\$ 29.94	\$ 359.28
CITY OF COACHELLA	603-442-002	84084	TERA VISTA	Trash Service	1	\$ 29.94	\$ 29.94	\$ 359.28
CITY OF COACHELLA	603-442-002	84084	TERA VISTA	Additional Trash	1	\$ 8.47	\$ 8.47	\$ 101.64
CITY OF COACHELLA	603-442-003	84096	TERA VISTA	Trash Service	1	\$ 29.94	\$ 29.94	\$ 359.28
CITY OF COACHELLA	603-442-004	84110	TERA VISTA	Trash Service	1	\$ 29.94	\$ 29.94	\$ 359.28
CITY OF COACHELLA	603-442-005	84122	TERA VISTA	Trash Service	1	\$ 29.94	\$ 29.94	\$ 359.28
CITY OF COACHELLA	603-442-005	84122	TERA VISTA	Additional Trash	1	\$ 8.47	\$ 8.47	\$ 101.64

City of Coachella Final 2022-23 Tax File

Customer Name	Parcel #	Address	Street	Service Level	Units	Monthly Rate	Total Montly Rate	Annual Rate
CITY OF COACHELLA	603-442-006	84134	TERA VISTA	Trash Service	1	\$ 29.94	\$ 29.94	\$ 359.28
CITY OF COACHELLA	603-442-006	84134	TERA VISTA	Additional Trash	1	\$ 8.47	\$ 8.47	\$ 101.64
CITY OF COACHELLA	603-442-007	84146	TERA VISTA	Trash Service	1	\$ 29.94	\$ 29.94	\$ 359.28
CITY OF COACHELLA	603-442-007	84146	TERA VISTA	Additional Trash	1	\$ 8.47	\$ 8.47	\$ 101.64
CITY OF COACHELLA	603-442-008	84145	MEADOWS LANE	Trash Service	1	\$ 29.94	\$ 29.94	\$ 359.28
CITY OF COACHELLA	603-442-009	84133	MEADOWS LANE	Trash Service	1	\$ 29.94	\$ 29.94	\$ 359.28
CITY OF COACHELLA	603-442-009	84133	MEADOWS LANE	Additional Trash	1	\$ 8.47	\$ 8.47	\$ 101.64
CITY OF COACHELLA	603-442-010	84121	MEADOWS LANE	Trash Service	1	\$ 29.94	\$ 29.94	\$ 359.28
CITY OF COACHELLA	603-442-010	84121	MEADOWS LANE	Additional Trash	1	\$ 8.47	\$ 8.47	\$ 101.64
CITY OF COACHELLA	603-442-011	84109	MEADOWS LANE	Trash Service	1	\$ 29.94	\$ 29.94	\$ 359.28
CITY OF COACHELLA	603-442-011	84109	MEADOWS LANE	Additional Trash	1	\$ 8.47	\$ 8.47	\$ 101.64
CITY OF COACHELLA	603-442-012	84097	MEADOWS LANE	Trash Service	1	\$ 29.94	\$ 29.94	\$ 359.28
CITY OF COACHELLA	603-442-013	84085	MEADOWS LANE	Trash Service	1	\$ 29.94	\$ 29.94	\$ 359.28
CITY OF COACHELLA	603-442-014	84073	MEADOWS LANE	Trash Service	1	\$ 29.94	\$ 29.94	\$ 359.28
CITY OF COACHELLA	603-442-014	84073	MEADOWS LANE	Additional Trash	1	\$ 8.47	\$ 8.47	\$ 101.64
CITY OF COACHELLA	603-442-015	84158	TERA VISTA	Trash Service	1	\$ 29.94	\$ 29.94	\$ 359.28
CITY OF COACHELLA	603-442-015	84158	TERA VISTA	Additional Trash	1	\$ 8.47	\$ 8.47	\$ 101.64
CITY OF COACHELLA	603-442-016	84170	TERA VISTA	Trash Service	1	\$ 29.94	\$ 29.94	\$ 359.28
CITY OF COACHELLA	603-442-016	84170	TERA VISTA	Additional Trash	1	\$ 8.47	\$ 8.47	\$ 101.64
CITY OF COACHELLA	603-442-017	84182	TERA VISTA	Trash Service	1	\$ 29.94	\$ 29.94	\$ 359.28
CITY OF COACHELLA	603-442-018	84181	MEADOWS LANE	Trash Service	1	\$ 29.94	\$ 29.94	\$ 359.28
CITY OF COACHELLA	603-442-019	84169	MEADOWS LANE	Trash Service	1	\$ 29.94	\$ 29.94	\$ 359.28
CITY OF COACHELLA	603-442-019	84169	MEADOWS LANE	Additional Trash	1	\$ 8.47	\$ 8.47	\$ 101.64
CITY OF COACHELLA	603-442-020	84157	MEADOWS LANE	Trash Service	1	\$ 29.94	\$ 29.94	\$ 359.28
CITY OF COACHELLA	603-442-020	84157	MEADOWS LANE	Additional Recycle	1	\$ 8.47	\$ 8.47	\$ 101.64
CITY OF COACHELLA	603-443-001	84071	TERA VISTA	Trash Service	1	\$ 29.94	\$ 29.94	\$ 359.28
CITY OF COACHELLA	603-443-001	84071	TERA VISTA	Additional Green	1	\$ 8.47	\$ 8.47	\$ 101.64
CITY OF COACHELLA	603-443-002	84083	TERA VISTA	Trash Service	1	\$ 29.94	\$ 29.94	\$ 359.28
CITY OF COACHELLA	603-443-002	84083	TERA VISTA	Additional Recycle	1	\$ 8.47	\$ 8.47	\$ 101.64
CITY OF COACHELLA	603-443-003	84095	TERA VISTA	Trash Service	1	\$ 29.94	\$ 29.94	\$ 359.28
CITY OF COACHELLA	603-443-004	84107	TERA VISTA	Trash Service	1	\$ 29.94	\$ 29.94	\$ 359.28
CITY OF COACHELLA	603-443-004	84107	TERA VISTA	Additional Trash	1	\$ 8.47	\$ 8.47	\$ 101.64
CITY OF COACHELLA	603-443-005	84119	TERA VISTA	Trash Service	1	\$ 29.94	\$ 29.94	\$ 359.28
CITY OF COACHELLA	603-443-006	84131	TERA VISTA	Trash Service	1	\$ 29.94	\$ 29.94	\$ 359.28
CITY OF COACHELLA	603-443-007	84143	TERA VISTA	Trash Service	1	\$ 29.94	\$ 29.94	\$ 359.28
CITY OF COACHELLA	603-443-008	84074	FIESTA ROAD	Trash Service	1	\$ 29.94	\$ 29.94	\$ 359.28
CITY OF COACHELLA	603-443-008	84074	FIESTA ROAD	Additional Trash	1	\$ 8.47	\$ 8.47	\$ 101.64
CITY OF COACHELLA	603-443-008	84074	FIESTA ROAD	Additional Recycle	1	\$ 8.47	\$ 8.47	\$ 101.64
CITY OF COACHELLA	603-443-008	84074	FIESTA ROAD	Additional Recycle	1	\$ 8.47	\$ 8.47	\$ 101.64
CITY OF COACHELLA	603-443-009	84086	FIESTA ROAD	Trash Service	1	\$ 29.94	\$ 29.94	\$ 359.28

City of Coachella Final 2022-23 Tax File

Customer Name	Parcel #	Address	Street	Service Level	Units	Monthly Rate	Total Montly Rate	Annual Rate
CITY OF COACHELLA	603-443-009	84086	FIESTA ROAD	Additional Trash	1	\$ 8.47	\$ 8.47	\$ 101.64
CITY OF COACHELLA	603-443-010	84098	FIESTA ROAD	Trash Service	1	\$ 29.94	\$ 29.94	\$ 359.28
CITY OF COACHELLA	603-443-011	84112	FIESTA ROAD	Trash Service	1	\$ 29.94	\$ 29.94	\$ 359.28
CITY OF COACHELLA	603-443-012	84124	FIESTA ROAD	Trash Service	1	\$ 29.94	\$ 29.94	\$ 359.28
CITY OF COACHELLA	603-443-013	84136	FIESTA ROAD	Trash Service	1	\$ 29.94	\$ 29.94	\$ 359.28
CITY OF COACHELLA	603-443-014	84148	FIESTA ROAD	Trash Service	1	\$ 29.94	\$ 29.94	\$ 359.28
CITY OF COACHELLA	603-443-015	84160	FIESTA ROAD	Trash Service	1	\$ 29.94	\$ 29.94	\$ 359.28
CITY OF COACHELLA	603-443-015	84160	FIESTA ROAD	Additional Trash	1	\$ 8.47	\$ 8.47	\$ 101.64
CITY OF COACHELLA	603-443-016	84172	FIESTA ROAD	Trash Service	1	\$ 29.94	\$ 29.94	\$ 359.28
CITY OF COACHELLA	603-443-017	84184	FIESTA ROAD	Trash Service	1	\$ 29.94	\$ 29.94	\$ 359.28
CITY OF COACHELLA	603-443-018	84179	TERA VISTA	Trash Service	1	\$ 29.94	\$ 29.94	\$ 359.28
CITY OF COACHELLA	603-443-019	84167	TERA VISTA	Trash Service	1	\$ 29.94	\$ 29.94	\$ 359.28
CITY OF COACHELLA	603-443-019	84167	TERA VISTA	Additional Trash	1	\$ 8.47	\$ 8.47	\$ 101.64
CITY OF COACHELLA	603-443-020	84155	TERA VISTA	Trash Service	1	\$ 29.94	\$ 29.94	\$ 359.28
CITY OF COACHELLA	603-444-001	84148	MEADOWS LANE	Trash Service	1	\$ 29.94	\$ 29.94	\$ 359.28
CITY OF COACHELLA	603-444-002	84160	MEADOWS LANE	Trash Service	1	\$ 29.94	\$ 29.94	\$ 359.28
CITY OF COACHELLA	603-444-002	84160	MEADOWS LANE	Additional Trash	1	\$ 8.47	\$ 8.47	\$ 101.64
CITY OF COACHELLA	603-444-003	84172	MEADOWS LANE	Trash Service	1	\$ 29.94	\$ 29.94	\$ 359.28
CITY OF COACHELLA	603-444-004	84184	MEADOWS LANE	Trash Service	1	\$ 29.94	\$ 29.94	\$ 359.28
CITY OF COACHELLA	603-444-004	84184	MEADOWS LANE	Additional Trash	1	\$ 8.47	\$ 8.47	\$ 101.64
CITY OF COACHELLA	603-444-004	84184	MEADOWS LANE	Additional Recycle	1	\$ 8.47	\$ 8.47	\$ 101.64
CITY OF COACHELLA	603-444-005	49072	BRIANNE LANE	Trash Service	1	\$ 29.94	\$ 29.94	\$ 359.28
CITY OF COACHELLA	603-444-006	49090	BRIANNE LANE	Trash Service	1	\$ 29.94	\$ 29.94	\$ 359.28
CITY OF COACHELLA	603-444-006	49090	BRIANNE LANE	Additional Trash	1	\$ 8.47	\$ 8.47	\$ 101.64
CITY OF COACHELLA	603-444-007	49114	BRIANNE LANE	Trash Service	1	\$ 29.94	\$ 29.94	\$ 359.28
CITY OF COACHELLA	603-444-007	49114	BRIANNE LANE	Additional Trash	1	\$ 8.47	\$ 8.47	\$ 101.64
CITY OF COACHELLA	603-444-008	49136	BRIANNE LANE	Trash Service	1	\$ 29.94	\$ 29.94	\$ 359.28
CITY OF COACHELLA	603-444-008	49136	BRIANNE LANE	Additional Trash	1	\$ 8.47	\$ 8.47	\$ 101.64
CITY OF COACHELLA	603-444-009	49158	BRIANNE LANE	Trash Service	1	\$ 29.94	\$ 29.94	\$ 359.28
CITY OF COACHELLA	603-444-010	49180	BRIANNE LANE	Trash Service	1	\$ 29.94	\$ 29.94	\$ 359.28
CITY OF COACHELLA	603-444-011	49202	BRIANNE LANE	Trash Service	1	\$ 29.94	\$ 29.94	\$ 359.28
CITY OF COACHELLA	603-444-012	49224	BRIANNE LANE	Trash Service	1	\$ 29.94	\$ 29.94	\$ 359.28
CITY OF COACHELLA	603-452-012	49246	BRIANNE LANE	Trash Service	1	\$ 29.94	\$ 29.94	\$ 359.28
CITY OF COACHELLA	603-452-012	49246	BRIANNE LANE	Additional Trash	1	\$ 8.47	\$ 8.47	\$ 101.64
CITY OF COACHELLA	603-452-013	49268	BRIANNE LANE	Trash Service	1	\$ 29.94	\$ 29.94	\$ 359.28
CITY OF COACHELLA	603-452-014	49290	BRIANNE LANE	Trash Service	1	\$ 29.94	\$ 29.94	\$ 359.28
CITY OF COACHELLA	603-452-015	49312	BRIANNE LANE	Trash Service	1	\$ 29.94	\$ 29.94	\$ 359.28
CITY OF COACHELLA	603-452-015	49312	BRIANNE LANE	Additional Trash	1	\$ 8.47	\$ 8.47	\$ 101.64
CITY OF COACHELLA	603-452-016	49334	BRIANNE LANE	Trash Service	1	\$ 29.94	\$ 29.94	\$ 359.28
CITY OF COACHELLA	603-452-017	49346	BRIANNE LANE	Trash Service	1	\$ 29.94	\$ 29.94	\$ 359.28

City of Coachella Final 2022-23 Tax File

Customer Name	Parcel #	Address	Street	Service Level	Units	Monthly Rate	Total Montly Rate	Annual Rate
CITY OF COACHELLA	603-452-017	49346	BRIANNE LANE	Additional Trash	1	\$ 8.47	\$ 8.47	\$ 101.64
CITY OF COACHELLA	603-452-018	49358	BRIANNE LANE	Trash Service	1	\$ 29.94	\$ 29.94	\$ 359.28
CITY OF COACHELLA	603-452-018	49358	BRIANNE LANE	Additional Trash	1	\$ 8.47	\$ 8.47	\$ 101.64
CITY OF COACHELLA	603-452-019	49360	BRIANNE LANE	Trash Service	1	\$ 29.94	\$ 29.94	\$ 359.28
CITY OF COACHELLA	603-452-019	49360	BRIANNE LANE	Additional Trash	1	\$ 8.47	\$ 8.47	\$ 101.64
CITY OF COACHELLA	603-453-002	84183	FIESTA ROAD	Trash Service	1	\$ 29.94	\$ 29.94	\$ 359.28
CITY OF COACHELLA	603-453-002	84183	FIESTA ROAD	Additional Recycle	1	\$ 8.47	\$ 8.47	\$ 101.64
CITY OF COACHELLA	603-453-003	84179	FIESTA ROAD	Trash Service	1	\$ 29.94	\$ 29.94	\$ 359.28
CITY OF COACHELLA	603-453-003	84179	FIESTA ROAD	Additional Trash	1	\$ 8.47	\$ 8.47	\$ 101.64
CITY OF COACHELLA	603-453-004	84167	FIESTA ROAD	Trash Service	1	\$ 29.94	\$ 29.94	\$ 359.28
CITY OF COACHELLA	603-453-005	84155	FIESTA ROAD	Trash Service	1	\$ 29.94	\$ 29.94	\$ 359.28
CITY OF COACHELLA	603-453-005	84155	FIESTA ROAD	Additional Trash	1	\$ 8.47	\$ 8.47	\$ 101.64
CITY OF COACHELLA	603-453-006	84143	FIESTA ROAD	Trash Service	1	\$ 29.94	\$ 29.94	\$ 359.28
CITY OF COACHELLA	603-453-006	84143	FIESTA ROAD	Additional Trash	1	\$ 8.47	\$ 8.47	\$ 101.64
CITY OF COACHELLA	603-453-007	84131	FIESTA ROAD	Trash Service	1	\$ 29.94	\$ 29.94	\$ 359.28
CITY OF COACHELLA	603-453-007	84131	FIESTA ROAD	Additional Trash	1	\$ 8.47	\$ 8.47	\$ 101.64
CITY OF COACHELLA	603-453-008	84119	FIESTA ROAD	Trash Service	1	\$ 29.94	\$ 29.94	\$ 359.28
CITY OF COACHELLA	603-453-009	84099	FIESTA ROAD	Trash Service	1	\$ 29.94	\$ 29.94	\$ 359.28
CITY OF COACHELLA	603-453-009	84099	FIESTA ROAD	Additional Trash	1	\$ 8.47	\$ 8.47	\$ 101.64
CITY OF COACHELLA	603-453-010	84095	FIESTA ROAD	Trash Service	1	\$ 29.94	\$ 29.94	\$ 359.28
CITY OF COACHELLA	603-453-011	84083	FIESTA ROAD	Trash Service	1	\$ 29.94	\$ 29.94	\$ 359.28
CITY OF COACHELLA	603-453-012	84071	FIESTA ROAD	Trash Service	1	\$ 29.94	\$ 29.94	\$ 359.28
CITY OF COACHELLA	603-453-012	84071	FIESTA ROAD	Additional Trash	1	\$ 8.47	\$ 8.47	\$ 101.64
CITY OF COACHELLA	603-453-013	84059	FIESTA ROAD	Trash Service	1	\$ 29.94	\$ 29.94	\$ 359.28
CITY OF COACHELLA	603-453-014	84047	FIESTA ROAD	Trash Service	1	\$ 29.94	\$ 29.94	\$ 359.28
CITY OF COACHELLA	603-453-015	84035	FIESTA ROAD	Trash Service	1	\$ 29.94	\$ 29.94	\$ 359.28
CITY OF COACHELLA	603-453-015	84035	FIESTA ROAD	Additional Trash	1	\$ 8.47	\$ 8.47	\$ 101.64
CITY OF COACHELLA	603-453-016	84023	FIESTA ROAD	Trash Service	1	\$ 29.94	\$ 29.94	\$ 359.28
CITY OF COACHELLA	603-453-016	84023	FIESTA ROAD	Additional Trash	1	\$ 8.47	\$ 8.47	\$ 101.64
CITY OF COACHELLA	603-453-018	84014	MAGNOLIA ST	Trash Service	1	\$ 29.94	\$ 29.94	\$ 359.28
CITY OF COACHELLA	603-453-018	84014	MAGNOLIA ST	Additional Trash	1	\$ 8.47	\$ 8.47	\$ 101.64
CITY OF COACHELLA	603-453-019	84026	MAGNOLIA ST	Trash Service	1	\$ 29.94	\$ 29.94	\$ 359.28
CITY OF COACHELLA	603-453-020	84038	MAGNOLIA ST	Trash Service	1	\$ 29.94	\$ 29.94	\$ 359.28
CITY OF COACHELLA	603-453-021	84050	MAGNOLIA ST	Trash Service	1	\$ 29.94	\$ 29.94	\$ 359.28
CITY OF COACHELLA	603-453-022	84063	MAGNOLIA ST	Trash Service	1	\$ 29.94	\$ 29.94	\$ 359.28
CITY OF COACHELLA	603-453-023	84074	MAGNOLIA ST	Trash Service	1	\$ 29.94	\$ 29.94	\$ 359.28
CITY OF COACHELLA	603-453-023	84074	MAGNOLIA ST	Additional Trash	1	\$ 8.47	\$ 8.47	\$ 101.64
CITY OF COACHELLA	603-453-024	84086	MAGNOLIA ST	Trash Service	1	\$ 29.94	\$ 29.94	\$ 359.28
CITY OF COACHELLA	603-453-024	84086	MAGNOLIA ST	Additional Trash	1	\$ 8.47	\$ 8.47	\$ 101.64
CITY OF COACHELLA	603-453-025	84098	MAGNOLIA ST	Trash Service	1	\$ 29.94	\$ 29.94	\$ 359.28

City of Coachella Final 2022-23 Tax File

Customer Name	Parcel #	Address	Street	Service Level	Units	Monthly Rate	Total Montly Rate	Annual Rate
CITY OF COACHELLA	603-453-026	84112	MAGNOLIA ST	Trash Service	1	\$ 29.94	\$ 29.94	\$ 359.28
CITY OF COACHELLA	603-453-026	84112	MAGNOLIA ST	Additional Trash	1	\$ 8.47	\$ 8.47	\$ 101.64
CITY OF COACHELLA	603-453-027	84124	MAGNOLIA ST	Trash Service	1	\$ 29.94	\$ 29.94	\$ 359.28
CITY OF COACHELLA	603-453-027	84124	MAGNOLIA ST	Additional Trash	1	\$ 8.47	\$ 8.47	\$ 101.64
CITY OF COACHELLA	603-453-028	84136	MAGNOLIA ST	Trash Service	1	\$ 29.94	\$ 29.94	\$ 359.28
CITY OF COACHELLA	603-453-029	84148	MAGNOLIA ST	Trash Service	1	\$ 29.94	\$ 29.94	\$ 359.28
CITY OF COACHELLA	603-453-029	84148	MAGNOLIA ST	Additional Trash	1	\$ 8.47	\$ 8.47	\$ 101.64
CITY OF COACHELLA	603-453-030	84160	MAGNOLIA ST	Trash Service	1	\$ 29.94	\$ 29.94	\$ 359.28
CITY OF COACHELLA	603-453-030	84160	MAGNOLIA ST	Additional Trash	1	\$ 8.47	\$ 8.47	\$ 101.64
CITY OF COACHELLA	603-453-031	84172	MAGNOLIA ST	Trash Service	1	\$ 29.94	\$ 29.94	\$ 359.28
CITY OF COACHELLA	603-453-032	84184	MAGNOLIA ST	Trash Service	1	\$ 29.94	\$ 29.94	\$ 359.28
CITY OF COACHELLA	603-453-032	84184	MAGNOLIA ST	Additional Trash	1	\$ 8.47	\$ 8.47	\$ 101.64
CITY OF COACHELLA	603-454-001	84185	MAGNOLIA ST	Trash Service	1	\$ 29.94	\$ 29.94	\$ 359.28
CITY OF COACHELLA	603-454-002	84181	MAGNOLIA ST	Trash Service	1	\$ 29.94	\$ 29.94	\$ 359.28
CITY OF COACHELLA	603-454-003	84169	MAGNOLIA ST	Trash Service	1	\$ 29.94	\$ 29.94	\$ 359.28
CITY OF COACHELLA	603-454-003	84169	MAGNOLIA ST	Additional Trash	1	\$ 8.47	\$ 8.47	\$ 101.64
CITY OF COACHELLA	603-454-004	84157	MAGNOLIA ST	Trash Service	1	\$ 29.94	\$ 29.94	\$ 359.28
CITY OF COACHELLA	603-454-004	84157	MAGNOLIA ST	Additional Trash	1	\$ 8.47	\$ 8.47	\$ 101.64
CITY OF COACHELLA	603-454-005	84145	MAGNOLIA ST	Trash Service	1	\$ 29.94	\$ 29.94	\$ 359.28
CITY OF COACHELLA	603-454-006	84133	MAGNOLIA ST	Trash Service	1	\$ 29.94	\$ 29.94	\$ 359.28
CITY OF COACHELLA	603-454-006	84133	MAGNOLIA ST	Additional Trash	1	\$ 8.47	\$ 8.47	\$ 101.64
CITY OF COACHELLA	603-454-007	84121	MAGNOLIA ST	Trash Service	1	\$ 29.94	\$ 29.94	\$ 359.28
CITY OF COACHELLA	603-454-008	84101	MAGNOLIA ST	Trash Service	1	\$ 29.94	\$ 29.94	\$ 359.28
CITY OF COACHELLA	603-454-009	84097	MAGNOLIA ST	Trash Service	1	\$ 29.94	\$ 29.94	\$ 359.28
CITY OF COACHELLA	603-454-010	84085	MAGNOLIA ST	Trash Service	1	\$ 29.94	\$ 29.94	\$ 359.28
CITY OF COACHELLA	603-454-011	84073	MAGNOLIA ST	Trash Service	1	\$ 29.94	\$ 29.94	\$ 359.28
CITY OF COACHELLA	603-454-011	84073	MAGNOLIA ST	Additional Trash	1	\$ 8.47	\$ 8.47	\$ 101.64
CITY OF COACHELLA	603-454-011	84073	MAGNOLIA ST	Additional Recycle	1	\$ 8.47	\$ 8.47	\$ 101.64
CITY OF COACHELLA	603-454-012	84061	MAGNOLIA ST	Trash Service	1	\$ 29.94	\$ 29.94	\$ 359.28
CITY OF COACHELLA	603-454-012	84061	MAGNOLIA ST	Additional Trash	1	\$ 8.47	\$ 8.47	\$ 101.64
CITY OF COACHELLA	603-454-013	84049	MAGNOLIA ST	Trash Service	1	\$ 29.94	\$ 29.94	\$ 359.28
CITY OF COACHELLA	603-454-014	84037	MAGNOLIA ST	Trash Service	1	\$ 29.94	\$ 29.94	\$ 359.28
CITY OF COACHELLA	603-454-015	84025	MAGNOLIA ST	Trash Service	1	\$ 29.94	\$ 29.94	\$ 359.28
CITY OF COACHELLA	603-454-016	84016	CALENDULA AVE	Trash Service	1	\$ 29.94	\$ 29.94	\$ 359.28
CITY OF COACHELLA	603-454-017	84028	CALENDULA AVE	Trash Service	1	\$ 29.94	\$ 29.94	\$ 359.28
CITY OF COACHELLA	603-454-018	84040	CALENDULA AVE	Trash Service	1	\$ 29.94	\$ 29.94	\$ 359.28
CITY OF COACHELLA	603-454-018	84040	CALENDULA AVE	Additional Trash	1	\$ 8.47	\$ 8.47	\$ 101.64
CITY OF COACHELLA	603-454-019	84052	CALENDULA AVE	Trash Service	1	\$ 29.94	\$ 29.94	\$ 359.28
CITY OF COACHELLA	603-454-019	84052	CALENDULA AVE	Additional Trash	1	\$ 8.47	\$ 8.47	\$ 101.64
CITY OF COACHELLA	603-454-020	84064	CALENDULA AVE	Trash Service	1	\$ 29.94	\$ 29.94	\$ 359.28

City of Coachella Final 2022-23 Tax File

Customer Name	Parcel #	Address	Street	Service Level	Units	Monthly Rate	Total Montly Rate	Annual Rate
CITY OF COACHELLA	603-454-020	84064	CALENDULA AVE	Additional Trash	1	\$ 8.47	\$ 8.47	\$ 101.64
CITY OF COACHELLA	603-454-021	84076	CALENDULA AVE	Trash Service	1	\$ 29.94	\$ 29.94	\$ 359.28
CITY OF COACHELLA	603-454-021	84076	CALENDULA AVE	Additional Trash	1	\$ 8.47	\$ 8.47	\$ 101.64
CITY OF COACHELLA	603-454-022	84088	CALENDULA AVE	Trash Service	1	\$ 29.94	\$ 29.94	\$ 359.28
CITY OF COACHELLA	603-454-022	84088	CALENDULA AVE	Additional Trash	1	\$ 8.47	\$ 8.47	\$ 101.64
CITY OF COACHELLA	603-454-023	84100	CALENDULA AVE	Trash Service	1	\$ 29.94	\$ 29.94	\$ 359.28
CITY OF COACHELLA	603-454-023	84100	CALENDULA AVE	Additional Trash	1	\$ 8.47	\$ 8.47	\$ 101.64
CITY OF COACHELLA	603-454-024	84114	CALENDULA AVE	Trash Service	1	\$ 29.94	\$ 29.94	\$ 359.28
CITY OF COACHELLA	603-454-024	84114	CALENDULA AVE	Additional Trash	1	\$ 8.47	\$ 8.47	\$ 101.64
CITY OF COACHELLA	603-454-025	84126	CALENDULA AVE	Trash Service	1	\$ 29.94	\$ 29.94	\$ 359.28
CITY OF COACHELLA	603-454-026	84138	CALENDULA AVE	Trash Service	1	\$ 29.94	\$ 29.94	\$ 359.28
CITY OF COACHELLA	603-454-027	84150	CALENDULA AVE	Trash Service	1	\$ 29.94	\$ 29.94	\$ 359.28
CITY OF COACHELLA	603-454-027	84150	CALENDULA AVE	Additional Trash	1	\$ 8.47	\$ 8.47	\$ 101.64
CITY OF COACHELLA	603-454-028	84162	CALENDULA AVE	Trash Service	1	\$ 29.94	\$ 29.94	\$ 359.28
CITY OF COACHELLA	603-454-028	84162	CALENDULA AVE	Additional Trash	1	\$ 8.47	\$ 8.47	\$ 101.64
CITY OF COACHELLA	603-454-028	84162	CALENDULA AVE	Additional Recycle	1	\$ 8.47	\$ 8.47	\$ 101.64
CITY OF COACHELLA	603-454-029	84174	CALENDULA AVE	Trash Service	1	\$ 29.94	\$ 29.94	\$ 359.28
CITY OF COACHELLA	603-454-029	84174	CALENDULA AVE	Additional Trash	1	\$ 8.47	\$ 8.47	\$ 101.64
CITY OF COACHELLA	603-454-030	84186	CALENDULA AVE	Trash Service	1	\$ 29.94	\$ 29.94	\$ 359.28
CITY OF COACHELLA	603-455-001	49223	SUMMER ST	Trash Service	1	\$ 29.94	\$ 29.94	\$ 359.28
CITY OF COACHELLA	603-455-002	49235	SUMMER ST	Trash Service	1	\$ 29.94	\$ 29.94	\$ 359.28
CITY OF COACHELLA	603-455-002	49235	SUMMER ST	Additional Trash	1	\$ 8.47	\$ 8.47	\$ 101.64
CITY OF COACHELLA	603-455-003	49247	SUMMER ST	Trash Service	1	\$ 29.94	\$ 29.94	\$ 359.28
CITY OF COACHELLA	603-455-004	49259	SUMMER ST	Trash Service	1	\$ 29.94	\$ 29.94	\$ 359.28
CITY OF COACHELLA	603-455-004	49259	SUMMER ST	Additional Trash	1	\$ 8.47	\$ 8.47	\$ 101.64
CITY OF COACHELLA	603-455-005	49271	SUMMER ST	Trash Service	1	\$ 29.94	\$ 29.94	\$ 359.28
CITY OF COACHELLA	603-455-005	49271	SUMMER ST	Additional Trash	1	\$ 8.47	\$ 8.47	\$ 101.64
CITY OF COACHELLA	603-455-005	49271	SUMMER ST	Additional Recycle	1	\$ 8.47	\$ 8.47	\$ 101.64
CITY OF COACHELLA	603-455-006	49283	SUMMER ST	Trash Service	1	\$ 29.94	\$ 29.94	\$ 359.28
CITY OF COACHELLA	603-455-006	49283	SUMMER ST	Additional Trash	1	\$ 8.47	\$ 8.47	\$ 101.64
CITY OF COACHELLA	603-455-006	49283	SUMMER ST	Additional Green	1	\$ 8.47	\$ 8.47	\$ 101.64
CITY OF COACHELLA	603-455-007	49295	SUMMER ST	Trash Service	1	\$ 29.94	\$ 29.94	\$ 359.28
CITY OF COACHELLA	603-455-009	84023	CALENDULA AVE	Trash Service	1	\$ 29.94	\$ 29.94	\$ 359.28
CITY OF COACHELLA	603-455-010	84035	CALENDULA AVE	Trash Service	1	\$ 29.94	\$ 29.94	\$ 359.28
CITY OF COACHELLA	603-455-011	84047	CALENDULA AVE	Trash Service	1	\$ 29.94	\$ 29.94	\$ 359.28
CITY OF COACHELLA	603-455-011	84047	CALENDULA AVE	Additional Trash	1	\$ 8.47	\$ 8.47	\$ 101.64
CITY OF COACHELLA	603-455-012	84059	CALENDULA AVE	Trash Service	1	\$ 29.94	\$ 29.94	\$ 359.28
CITY OF COACHELLA	603-455-012	84059	CALENDULA AVE	Additional Trash	1	\$ 8.47	\$ 8.47	\$ 101.64
CITY OF COACHELLA	603-455-012	84059	CALENDULA AVE	Additional Recycle	1	\$ 8.47	\$ 8.47	\$ 101.64
CITY OF COACHELLA	603-455-013	84071	CALENDULA AVE	Trash Service	1	\$ 29.94	\$ 29.94	\$ 359.28

City of Coachella Final 2022-23 Tax File

Customer Name	Parcel #	Address	Street	Service Level	Units	Monthly Rate	Total Montly Rate	Annual Rate
CITY OF COACHELLA	603-455-013	84071	CALENDULA AVE	Additional Trash	1	\$ 8.47	\$ 8.47	\$ 101.64
CITY OF COACHELLA	603-455-014	84083	CALENDULA AVE	Trash Service	1	\$ 29.94	\$ 29.94	\$ 359.28
CITY OF COACHELLA	603-455-015	84095	CALENDULA AVE	Trash Service	1	\$ 29.94	\$ 29.94	\$ 359.28
CITY OF COACHELLA	603-455-015	84095	CALENDULA AVE	Additional Trash	1	\$ 8.47	\$ 8.47	\$ 101.64
CITY OF COACHELLA	603-455-016	84099	CALENDULA AVE	Trash Service	1	\$ 29.94	\$ 29.94	\$ 359.28
CITY OF COACHELLA	603-455-016	84099	CALENDULA AVE	Additional Trash	1	\$ 8.47	\$ 8.47	\$ 101.64
CITY OF COACHELLA	603-455-017	84119	CALENDULA AVE	Trash Service	1	\$ 29.94	\$ 29.94	\$ 359.28
CITY OF COACHELLA	603-455-017	84119	CALENDULA AVE	Additional Trash	1	\$ 8.47	\$ 8.47	\$ 101.64
CITY OF COACHELLA	603-455-018	84131	CALENDULA AVE	Trash Service	1	\$ 29.94	\$ 29.94	\$ 359.28
CITY OF COACHELLA	603-455-018	84131	CALENDULA AVE	Additional Trash	1	\$ 8.47	\$ 8.47	\$ 101.64
CITY OF COACHELLA	603-455-019	84143	CALENDULA AVE	Trash Service	1	\$ 29.94	\$ 29.94	\$ 359.28
CITY OF COACHELLA	603-455-019	84143	CALENDULA AVE	Additional Recycle	1	\$ 8.47	\$ 8.47	\$ 101.64
CITY OF COACHELLA	603-455-020	84155	CALENDULA AVE	Trash Service	1	\$ 29.94	\$ 29.94	\$ 359.28
CITY OF COACHELLA	603-455-020	84155	CALENDULA AVE	Additional Trash	1	\$ 8.47	\$ 8.47	\$ 101.64
CITY OF COACHELLA	603-455-021	84167	CALENDULA AVE	Trash Service	1	\$ 29.94	\$ 29.94	\$ 359.28
CITY OF COACHELLA	603-455-022	84179	CALENDULA AVE	Trash Service	1	\$ 29.94	\$ 29.94	\$ 359.28
CITY OF COACHELLA	603-455-023	84183	CALENDULA AVE	Trash Service	1	\$ 29.94	\$ 29.94	\$ 359.28
CITY OF COACHELLA	603-455-023	84183	CALENDULA AVE	Additional Trash	1	\$ 8.47	\$ 8.47	\$ 101.64
CITY OF COACHELLA	603-490-003	84501	GUITRON ST	Trash Service	1	\$ 29.94	\$ 29.94	\$ 359.28
CITY OF COACHELLA	603-490-003	84501	GUITRON ST	Additional Trash	1	\$ 8.47	\$ 8.47	\$ 101.64
CITY OF COACHELLA	603-490-004	84511	GUITRON ST	Trash Service	1	\$ 29.94	\$ 29.94	\$ 359.28
CITY OF COACHELLA	603-490-005	84521	GUITRON ST	Trash Service	1	\$ 29.94	\$ 29.94	\$ 359.28
CITY OF COACHELLA	603-490-006	84531	GUITRON ST	Trash Service	1	\$ 29.94	\$ 29.94	\$ 359.28
CITY OF COACHELLA	603-490-007	84541	GUITRON ST	Trash Service	1	\$ 29.94	\$ 29.94	\$ 359.28
CITY OF COACHELLA	603-490-007	84541	GUITRON ST	Additional Trash	1	\$ 8.47	\$ 8.47	\$ 101.64
CITY OF COACHELLA	603-490-008	84551	GUITRON ST	Trash Service	1	\$ 29.94	\$ 29.94	\$ 359.28
CITY OF COACHELLA	603-490-009	84561	GUITRON ST	Trash Service	1	\$ 29.94	\$ 29.94	\$ 359.28
CITY OF COACHELLA	603-490-010	84571	GUITRON ST	Trash Service	1	\$ 29.94	\$ 29.94	\$ 359.28
CITY OF COACHELLA	603-490-010	84571	GUITRON ST	Additional Trash	1	\$ 8.47	\$ 8.47	\$ 101.64
CITY OF COACHELLA	603-490-011	84581	GUITRON ST	Trash Service	1	\$ 29.94	\$ 29.94	\$ 359.28
CITY OF COACHELLA	603-490-012	84591	GUITRON ST	Trash Service	1	\$ 29.94	\$ 29.94	\$ 359.28
CITY OF COACHELLA	603-490-012	84591	GUITRON ST	Additional Trash	1	\$ 8.47	\$ 8.47	\$ 101.64
CITY OF COACHELLA	603-490-013	84601	GUITRON ST	Trash Service	1	\$ 29.94	\$ 29.94	\$ 359.28
CITY OF COACHELLA	603-490-014	84611	GUITRON ST	Trash Service	1	\$ 29.94	\$ 29.94	\$ 359.28
CITY OF COACHELLA	603-490-014	84611	GUITRON ST	Additional Trash	1	\$ 8.47	\$ 8.47	\$ 101.64
CITY OF COACHELLA	603-490-015	84621	GUITRON ST	Trash Service	1	\$ 29.94	\$ 29.94	\$ 359.28
CITY OF COACHELLA	603-490-015	84621	GUITRON ST	Additional Trash	1	\$ 8.47	\$ 8.47	\$ 101.64
CITY OF COACHELLA	603-490-015	84621	GUITRON ST	Additional Green	1	\$ 8.47	\$ 8.47	\$ 101.64
CITY OF COACHELLA	603-490-016	84631	GUITRON ST	Trash Service	1	\$ 29.94	\$ 29.94	\$ 359.28
CITY OF COACHELLA	603-490-017	84641	GUITRON ST	Trash Service	1	\$ 29.94	\$ 29.94	\$ 359.28

City of Coachella Final 2022-23 Tax File

Customer Name	Parcel #	Address	Street	Service Level	Units	Monthly Rate	Total Montly Rate	Annual Rate
CITY OF COACHELLA	603-490-018	84651	GUITRON ST	Trash Service	1	\$ 29.94	\$ 29.94	\$ 359.28
CITY OF COACHELLA	603-490-018	84651	GUITRON ST	Additional Trash	1	\$ 8.47	\$ 8.47	\$ 101.64
CITY OF COACHELLA	603-490-019	84661	GUITRON ST	Trash Service	1	\$ 29.94	\$ 29.94	\$ 359.28
CITY OF COACHELLA	603-490-020	84671	GUITRON ST	Trash Service	1	\$ 29.94	\$ 29.94	\$ 359.28
CITY OF COACHELLA	603-490-020	84671	GUITRON ST	Additional Trash	1	\$ 8.47	\$ 8.47	\$ 101.64
CITY OF COACHELLA	603-490-020	84671	GUITRON ST	Additional Recycle	1	\$ 8.47	\$ 8.47	\$ 101.64
CITY OF COACHELLA	603-490-021	84681	GUITRON ST	Trash Service	1	\$ 29.94	\$ 29.94	\$ 359.28
CITY OF COACHELLA	603-491-001	84528	GUITRON ST	Trash Service	1	\$ 29.94	\$ 29.94	\$ 359.28
CITY OF COACHELLA	603-491-001	84528	GUITRON ST	Additional Trash	1	\$ 8.47	\$ 8.47	\$ 101.64
CITY OF COACHELLA	603-491-002	84538	GUITRON ST	Trash Service	1	\$ 29.94	\$ 29.94	\$ 359.28
CITY OF COACHELLA	603-491-002	84538	GUITRON ST	Additional Trash	1	\$ 8.47	\$ 8.47	\$ 101.64
CITY OF COACHELLA	603-491-003	84548	GUITRON ST	Trash Service	1	\$ 29.94	\$ 29.94	\$ 359.28
CITY OF COACHELLA	603-491-003	84548	GUITRON ST	Additional Trash	1	\$ 8.47	\$ 8.47	\$ 101.64
CITY OF COACHELLA	603-491-004	84558	GUITRON ST	Trash Service	1	\$ 29.94	\$ 29.94	\$ 359.28
CITY OF COACHELLA	603-491-004	84558	GUITRON ST	Additional Trash	1	\$ 8.47	\$ 8.47	\$ 101.64
CITY OF COACHELLA	603-491-005	84568	GUITRON ST	Trash Service	1	\$ 29.94	\$ 29.94	\$ 359.28
CITY OF COACHELLA	603-491-006	84578	GUITRON ST	Trash Service	1	\$ 29.94	\$ 29.94	\$ 359.28
CITY OF COACHELLA	603-491-006	84578	GUITRON ST	Additional Trash	1	\$ 8.47	\$ 8.47	\$ 101.64
CITY OF COACHELLA	603-491-007	84588	GUITRON ST	Trash Service	1	\$ 29.94	\$ 29.94	\$ 359.28
CITY OF COACHELLA	603-491-007	84588	GUITRON ST	Additional Trash	1	\$ 8.47	\$ 8.47	\$ 101.64
CITY OF COACHELLA	603-491-008	84598	GUITRON ST	Trash Service	1	\$ 29.94	\$ 29.94	\$ 359.28
CITY OF COACHELLA	603-491-008	84598	GUITRON ST	Additional Trash	1	\$ 8.47	\$ 8.47	\$ 101.64
CITY OF COACHELLA	603-491-009	84608	GUITRON ST	Trash Service	1	\$ 29.94	\$ 29.94	\$ 359.28
CITY OF COACHELLA	603-491-009	84608	GUITRON ST	Additional Trash	1	\$ 8.47	\$ 8.47	\$ 101.64
CITY OF COACHELLA	603-491-010	84618	GUITRON ST	Trash Service	1	\$ 29.94	\$ 29.94	\$ 359.28
CITY OF COACHELLA	603-491-010	84618	GUITRON ST	Additional Trash	1	\$ 8.47	\$ 8.47	\$ 101.64
CITY OF COACHELLA	603-491-010	84618	GUITRON ST	Additional Recycle	1	\$ 8.47	\$ 8.47	\$ 101.64
CITY OF COACHELLA	603-491-011	84628	GUITRON ST	Trash Service	2	\$ 29.94	\$ 59.88	\$ 718.56
CITY OF COACHELLA	603-491-012	84638	GUITRON ST	Trash Service	1	\$ 29.94	\$ 29.94	\$ 359.28
CITY OF COACHELLA	603-491-012	84638	GUITRON ST	Additional Trash	1	\$ 8.47	\$ 8.47	\$ 101.64
CITY OF COACHELLA	603-491-012	84638	GUITRON ST	Additional Recycle	1	\$ 8.47	\$ 8.47	\$ 101.64
CITY OF COACHELLA	603-491-013	84648	GUITRON ST	Trash Service	1	\$ 29.94	\$ 29.94	\$ 359.28
CITY OF COACHELLA	603-491-013	84648	GUITRON ST	Additional Trash	1	\$ 8.47	\$ 8.47	\$ 101.64
CITY OF COACHELLA	603-491-014	84658	GUITRON ST	Trash Service	1	\$ 29.94	\$ 29.94	\$ 359.28
CITY OF COACHELLA	603-491-014	84658	GUITRON ST	Additional Trash	1	\$ 8.47	\$ 8.47	\$ 101.64
CITY OF COACHELLA	603-491-015	84668	GUITRON ST	Trash Service	1	\$ 29.94	\$ 29.94	\$ 359.28
CITY OF COACHELLA	603-491-015	84668	GUITRON ST	Additional Trash	1	\$ 8.47	\$ 8.47	\$ 101.64
CITY OF COACHELLA	603-491-016	84671	ROMERO ST	Trash Service	1	\$ 29.94	\$ 29.94	\$ 359.28
CITY OF COACHELLA	603-491-016	84671	ROMERO ST	Additional Trash	1	\$ 8.47	\$ 8.47	\$ 101.64
CITY OF COACHELLA	603-491-017	84661	ROMERO ST	Trash Service	1	\$ 29.94	\$ 29.94	\$ 359.28

City of Coachella Final 2022-23 Tax File

Customer Name	Parcel #	Address	Street	Service Level	Units	Monthly Rate	Total Montly Rate	Annual Rate
CITY OF COACHELLA	603-491-017	84661	ROMERO ST	Additional Trash	1	\$ 8.47	\$ 8.47	\$ 101.64
CITY OF COACHELLA	603-491-018	84651	ROMERO ST	Trash Service	1	\$ 29.94	\$ 29.94	\$ 359.28
CITY OF COACHELLA	603-491-019	84641	ROMERO ST	Trash Service	1	\$ 29.94	\$ 29.94	\$ 359.28
CITY OF COACHELLA	603-491-020	84631	ROMERO ST	Trash Service	1	\$ 29.94	\$ 29.94	\$ 359.28
CITY OF COACHELLA	603-491-020	84631	ROMERO ST	Additional Trash	1	\$ 8.47	\$ 8.47	\$ 101.64
CITY OF COACHELLA	603-491-021	84621	ROMERO ST	Trash Service	1	\$ 29.94	\$ 29.94	\$ 359.28
CITY OF COACHELLA	603-491-021	84621	ROMERO ST	Additional Trash	1	\$ 8.47	\$ 8.47	\$ 101.64
CITY OF COACHELLA	603-491-022	84611	ROMERO ST	Trash Service	1	\$ 29.94	\$ 29.94	\$ 359.28
CITY OF COACHELLA	603-491-023	84599	ROMERO ST	Trash Service	1	\$ 29.94	\$ 29.94	\$ 359.28
CITY OF COACHELLA	603-491-024	84589	ROMERO ST	Trash Service	1	\$ 29.94	\$ 29.94	\$ 359.28
CITY OF COACHELLA	603-491-025	84579	ROMERO ST	Trash Service	1	\$ 29.94	\$ 29.94	\$ 359.28
CITY OF COACHELLA	603-491-025	84579	ROMERO ST	Additional Trash	1	\$ 8.47	\$ 8.47	\$ 101.64
CITY OF COACHELLA	603-491-026	84569	ROMERO ST	Trash Service	1	\$ 29.94	\$ 29.94	\$ 359.28
CITY OF COACHELLA	603-491-026	84569	ROMERO ST	Additional Trash	1	\$ 8.47	\$ 8.47	\$ 101.64
CITY OF COACHELLA	603-491-027	84559	ROMERO ST	Trash Service	1	\$ 29.94	\$ 29.94	\$ 359.28
CITY OF COACHELLA	603-491-027	84559	ROMERO ST	Additional Trash	1	\$ 8.47	\$ 8.47	\$ 101.64
CITY OF COACHELLA	603-491-028	84549	ROMERO ST	Trash Service	1	\$ 29.94	\$ 29.94	\$ 359.28
CITY OF COACHELLA	603-491-029	84539	ROMERO ST	Trash Service	1	\$ 29.94	\$ 29.94	\$ 359.28
CITY OF COACHELLA	603-491-030	84529	ROMERO ST	Trash Service	1	\$ 29.94	\$ 29.94	\$ 359.28
CITY OF COACHELLA	603-492-001	49561	REYES ST	Trash Service	1	\$ 29.94	\$ 29.94	\$ 359.28
CITY OF COACHELLA	603-492-001	49561	REYES ST	Additional Trash	2	\$ 8.47	\$ 16.94	\$ 203.28
CITY OF COACHELLA	603-492-001	49561	REYES ST	Additional Recycle	1	\$ 8.47	\$ 8.47	\$ 101.64
CITY OF COACHELLA	603-492-002	49551	REYES ST	Trash Service	1	\$ 29.94	\$ 29.94	\$ 359.28
CITY OF COACHELLA	603-492-003	49541	REYES ST	Trash Service	1	\$ 29.94	\$ 29.94	\$ 359.28
CITY OF COACHELLA	603-492-004	49531	REYES ST	Trash Service	1	\$ 29.94	\$ 29.94	\$ 359.28
CITY OF COACHELLA	603-492-005	49521	REYES ST	Trash Service	1	\$ 29.94	\$ 29.94	\$ 359.28
CITY OF COACHELLA	603-492-005	49521	REYES ST	Additional Trash	1	\$ 8.47	\$ 8.47	\$ 101.64
CITY OF COACHELLA	603-492-006	84520	ROMERO ST	Trash Service	1	\$ 29.94	\$ 29.94	\$ 359.28
CITY OF COACHELLA	603-492-007	84530	ROMERO ST	Trash Service	1	\$ 29.94	\$ 29.94	\$ 359.28
CITY OF COACHELLA	603-492-008	84540	ROMERO ST	Trash Service	1	\$ 29.94	\$ 29.94	\$ 359.28
CITY OF COACHELLA	603-492-009	84550	ROMERO ST	Trash Service	1	\$ 29.94	\$ 29.94	\$ 359.28
CITY OF COACHELLA	603-492-010	84560	ROMERO ST	Trash Service	1	\$ 29.94	\$ 29.94	\$ 359.28
CITY OF COACHELLA	603-492-010	84560	ROMERO ST	Additional Trash	1	\$ 8.47	\$ 8.47	\$ 101.64
CITY OF COACHELLA	603-492-011	84570	ROMERO ST	Trash Service	1	\$ 29.94	\$ 29.94	\$ 359.28
CITY OF COACHELLA	603-492-012	84580	ROMERO ST	Trash Service	1	\$ 29.94	\$ 29.94	\$ 359.28
CITY OF COACHELLA	603-492-013	84590	ROMERO ST	Trash Service	1	\$ 29.94	\$ 29.94	\$ 359.28
CITY OF COACHELLA	603-492-013	84590	ROMERO ST	Additional Trash	1	\$ 8.47	\$ 8.47	\$ 101.64
CITY OF COACHELLA	603-492-014	84600	ROMERO ST	Trash Service	1	\$ 29.94	\$ 29.94	\$ 359.28
CITY OF COACHELLA	603-492-015	84610	ROMERO ST	Trash Service	1	\$ 29.94	\$ 29.94	\$ 359.28
CITY OF COACHELLA	603-492-016	84620	ROMERO ST	Trash Service	1	\$ 29.94	\$ 29.94	\$ 359.28

City of Coachella Final 2022-23 Tax File

Customer Name	Parcel #	Address	Street	Service Level	Units	Monthly Rate	Total Montly Rate	Annual Rate
CITY OF COACHELLA	603-492-016	84620	ROMERO ST	Additional Trash	1	\$ 8.47	\$ 8.47	\$ 101.64
CITY OF COACHELLA	603-492-017	84630	ROMERO ST	Trash Service	1	\$ 29.94	\$ 29.94	\$ 359.28
CITY OF COACHELLA	603-492-017	84630	ROMERO ST	Additional Trash	1	\$ 8.47	\$ 8.47	\$ 101.64
CITY OF COACHELLA	603-492-018	84640	ROMERO ST	Trash Service	1	\$ 29.94	\$ 29.94	\$ 359.28
CITY OF COACHELLA	603-492-018	84640	ROMERO ST	Additional Trash	1	\$ 8.47	\$ 8.47	\$ 101.64
CITY OF COACHELLA	603-492-019	84650	ROMERO ST	Trash Service	1	\$ 29.94	\$ 29.94	\$ 359.28
CITY OF COACHELLA	603-492-019	84650	ROMERO ST	Additional Trash	1	\$ 8.47	\$ 8.47	\$ 101.64
CITY OF COACHELLA	603-492-020	84660	ROMERO ST	Trash Service	1	\$ 29.94	\$ 29.94	\$ 359.28
CITY OF COACHELLA	603-492-020	84660	ROMERO ST	Additional Trash	2	\$ 8.47	\$ 16.94	\$ 203.28
CITY OF COACHELLA	603-492-021	84670	ROMERO ST	Trash Service	1	\$ 29.94	\$ 29.94	\$ 359.28
CITY OF COACHELLA	603-492-021	84670	ROMERO ST	Additional Trash	1	\$ 8.47	\$ 8.47	\$ 101.64
CITY OF COACHELLA	603-492-022	84680	ROMERO ST	Trash Service	1	\$ 29.94	\$ 29.94	\$ 359.28
CITY OF COACHELLA	603-492-022	84680	ROMERO ST	Additional Trash	1	\$ 8.47	\$ 8.47	\$ 101.64
CITY OF COACHELLA	603-492-023	49520	NIETO ST	Trash Service	1	\$ 29.94	\$ 29.94	\$ 359.28
CITY OF COACHELLA	603-492-023	49520	NIETO ST	Additional Trash	1	\$ 8.47	\$ 8.47	\$ 101.64
CITY OF COACHELLA	603-492-024	49530	NIETO ST	Trash Service	1	\$ 29.94	\$ 29.94	\$ 359.28
CITY OF COACHELLA	603-492-025	49540	NIETO ST	Trash Service	1	\$ 29.94	\$ 29.94	\$ 359.28
CITY OF COACHELLA	603-492-026	49550	NIETO ST	Trash Service	1	\$ 29.94	\$ 29.94	\$ 359.28
CITY OF COACHELLA	603-492-026	49550	NIETO ST	Additional Trash	1	\$ 8.47	\$ 8.47	\$ 101.64
CITY OF COACHELLA	603-492-027	49560	NIETO ST	Trash Service	2	\$ 29.94	\$ 59.88	\$ 718.56
CITY OF COACHELLA	603-492-027	49560	NIETO ST	Additional Trash	1	\$ 8.47	\$ 8.47	\$ 101.64
CITY OF COACHELLA	603-501-001	84263	CALENDULA AVE	Trash Service	1	\$ 29.94	\$ 29.94	\$ 359.28
CITY OF COACHELLA	603-501-002	84275	CALENDULA AVE	Trash Service	1	\$ 29.94	\$ 29.94	\$ 359.28
CITY OF COACHELLA	603-501-002	84275	CALENDULA AVE	Additional Trash	1	\$ 8.47	\$ 8.47	\$ 101.64
CITY OF COACHELLA	603-501-003	84287	CALENDULA AVE	Trash Service	1	\$ 29.94	\$ 29.94	\$ 359.28
CITY OF COACHELLA	603-501-003	84287	CALENDULA AVE	Additional Trash	1	\$ 8.47	\$ 8.47	\$ 101.64
CITY OF COACHELLA	603-501-004	84299	CALENDULA AVE	Trash Service	1	\$ 29.94	\$ 29.94	\$ 359.28
CITY OF COACHELLA	603-501-005	84311	CALENDULA AVE	Trash Service	1	\$ 29.94	\$ 29.94	\$ 359.28
CITY OF COACHELLA	603-501-006	84323	CALENDULA AVE	Trash Service	1	\$ 29.94	\$ 29.94	\$ 359.28
CITY OF COACHELLA	603-501-006	84323	CALENDULA AVE	Additional Trash	1	\$ 8.47	\$ 8.47	\$ 101.64
CITY OF COACHELLA	603-501-007	84335	CALENDULA AVE	Trash Service	1	\$ 29.94	\$ 29.94	\$ 359.28
CITY OF COACHELLA	603-501-008	84347	CALENDULA AVE	Trash Service	1	\$ 29.94	\$ 29.94	\$ 359.28
CITY OF COACHELLA	603-501-008	84347	CALENDULA AVE	Additional Trash	1	\$ 8.47	\$ 8.47	\$ 101.64
CITY OF COACHELLA	603-501-009	84359	CALENDULA AVE	Trash Service	1	\$ 29.94	\$ 29.94	\$ 359.28
CITY OF COACHELLA	603-501-009	84359	CALENDULA AVE	Additional Trash	1	\$ 8.47	\$ 8.47	\$ 101.64
CITY OF COACHELLA	603-501-010	84371	CALENDULA AVE	Trash Service	1	\$ 29.94	\$ 29.94	\$ 359.28
CITY OF COACHELLA	603-501-010	84371	CALENDULA AVE	Additional Trash	1	\$ 8.47	\$ 8.47	\$ 101.64
CITY OF COACHELLA	603-501-011	84383	CALENDULA AVE	Trash Service	1	\$ 29.94	\$ 29.94	\$ 359.28
CITY OF COACHELLA	603-501-011	84383	CALENDULA AVE	Additional Trash	1	\$ 8.47	\$ 8.47	\$ 101.64
CITY OF COACHELLA	603-501-012	84395	CALENDULA AVE	Trash Service	1	\$ 29.94	\$ 29.94	\$ 359.28

City of Coachella Final 2022-23 Tax File

Customer Name	Parcel #	Address	Street	Service Level	Units	Monthly Rate	Total Montly Rate	Annual Rate
CITY OF COACHELLA	603-501-013	84407	CALENDULA AVE	Trash Service	1	\$ 29.94	\$ 29.94	\$ 359.28
CITY OF COACHELLA	603-501-014	84419	CALENDULA AVE	Trash Service	1	\$ 29.94	\$ 29.94	\$ 359.28
CITY OF COACHELLA	603-501-015	84431	CALENDULA AVE	Trash Service	1	\$ 29.94	\$ 29.94	\$ 359.28
CITY OF COACHELLA	603-501-016	84445	CALENDULA AVE	Trash Service	1	\$ 29.94	\$ 29.94	\$ 359.28
CITY OF COACHELLA	603-501-017	84455	CALENDULA AVE	Trash Service	1	\$ 29.94	\$ 29.94	\$ 359.28
CITY OF COACHELLA	603-502-001	49255	JAZMIN ST	Trash Service	1	\$ 29.94	\$ 29.94	\$ 359.28
CITY OF COACHELLA	603-502-001	49255	JAZMIN ST	Additional Trash	1	\$ 8.47	\$ 8.47	\$ 101.64
CITY OF COACHELLA	603-502-002	49285	JAZMIN ST	Trash Service	1	\$ 29.94	\$ 29.94	\$ 359.28
CITY OF COACHELLA	603-502-003	49315	JAZMIN ST	Trash Service	1	\$ 29.94	\$ 29.94	\$ 359.28
CITY OF COACHELLA	603-502-004	49345	JAZMIN ST	Trash Service	1	\$ 29.94	\$ 29.94	\$ 359.28
CITY OF COACHELLA	603-502-005	49375	JAZMIN ST	Trash Service	1	\$ 29.94	\$ 29.94	\$ 359.28
CITY OF COACHELLA	603-502-005	49375	JAZMIN ST	Additional Trash	1	\$ 8.47	\$ 8.47	\$ 101.64
CITY OF COACHELLA	603-502-006	49405	JAZMIN ST	Trash Service	1	\$ 29.94	\$ 29.94	\$ 359.28
CITY OF COACHELLA	603-502-006	49405	JAZMIN ST	Additional Trash	1	\$ 8.47	\$ 8.47	\$ 101.64
CITY OF COACHELLA	603-502-007	49435	JAZMIN ST	Trash Service	1	\$ 29.94	\$ 29.94	\$ 359.28
CITY OF COACHELLA	603-502-007	49435	JAZMIN ST	Additional Trash	1	\$ 8.47	\$ 8.47	\$ 101.64
CITY OF COACHELLA	603-502-008	49465	JAZMIN ST	Trash Service	1	\$ 29.94	\$ 29.94	\$ 359.28
CITY OF COACHELLA	603-503-001	49250	JAZMIN ST	Trash Service	1	\$ 29.94	\$ 29.94	\$ 359.28
CITY OF COACHELLA	603-503-001	49250	JAZMIN ST	Additional Trash	1	\$ 8.47	\$ 8.47	\$ 101.64
CITY OF COACHELLA	603-503-002	49280	JAZMIN ST	Trash Service	1	\$ 29.94	\$ 29.94	\$ 359.28
CITY OF COACHELLA	603-503-003	49310	JAZMIN ST	Trash Service	1	\$ 29.94	\$ 29.94	\$ 359.28
CITY OF COACHELLA	603-503-004	49340	JAZMIN ST	Trash Service	1	\$ 29.94	\$ 29.94	\$ 359.28
CITY OF COACHELLA	603-503-005	49370	JAZMIN ST	Trash Service	1	\$ 29.94	\$ 29.94	\$ 359.28
CITY OF COACHELLA	603-503-005	49370	JAZMIN ST	Additional Trash	1	\$ 8.47	\$ 8.47	\$ 101.64
CITY OF COACHELLA	603-503-006	49400	JAZMIN ST	Trash Service	1	\$ 29.94	\$ 29.94	\$ 359.28
CITY OF COACHELLA	603-503-006	49400	JAZMIN ST	Additional Trash	1	\$ 8.47	\$ 8.47	\$ 101.64
CITY OF COACHELLA	603-503-006	49400	JAZMIN ST	Additional Recycle	1	\$ 8.47	\$ 8.47	\$ 101.64
CITY OF COACHELLA	603-503-007	49430	JAZMIN ST	Trash Service	1	\$ 29.94	\$ 29.94	\$ 359.28
CITY OF COACHELLA	603-503-008	49460	JAZMIN ST	Trash Service	1	\$ 29.94	\$ 29.94	\$ 359.28
CITY OF COACHELLA	603-503-008	49460	JAZMIN ST	Additional Trash	1	\$ 8.47	\$ 8.47	\$ 101.64
CITY OF COACHELLA	603-503-009	49465	TULIPAN ST	Trash Service	1	\$ 29.94	\$ 29.94	\$ 359.28
CITY OF COACHELLA	603-503-010	49435	TULIPAN ST	Trash Service	1	\$ 29.94	\$ 29.94	\$ 359.28
CITY OF COACHELLA	603-503-010	49435	TULIPAN ST	Additional Trash	1	\$ 8.47	\$ 8.47	\$ 101.64
CITY OF COACHELLA	603-503-011	49405	TULIPAN ST	Trash Service	1	\$ 29.94	\$ 29.94	\$ 359.28
CITY OF COACHELLA	603-503-012	49375	TULIPAN ST	Trash Service	1	\$ 29.94	\$ 29.94	\$ 359.28
CITY OF COACHELLA	603-503-013	49345	TULIPAN ST	Trash Service	1	\$ 29.94	\$ 29.94	\$ 359.28
CITY OF COACHELLA	603-503-014	49315	TULIPAN ST	Trash Service	1	\$ 29.94	\$ 29.94	\$ 359.28
CITY OF COACHELLA	603-503-015	49285	TULIPAN ST	Trash Service	1	\$ 29.94	\$ 29.94	\$ 359.28
CITY OF COACHELLA	603-503-016	49255	TULIPAN ST	Trash Service	1	\$ 29.94	\$ 29.94	\$ 359.28
CITY OF COACHELLA	603-504-001	49250	TULIPAN ST	Trash Service	1	\$ 29.94	\$ 29.94	\$ 359.28

City of Coachella Final 2022-23 Tax File

Customer Name	Parcel #	Address	Street	Service Level	Units	Monthly Rate	Total Montly Rate	Annual Rate
CITY OF COACHELLA	603-504-001	49250	TULIPAN ST	Additional Trash	1	\$ 8.47	\$ 8.47	\$ 101.64
CITY OF COACHELLA	603-504-002	49280	TULIPAN ST	Trash Service	1	\$ 29.94	\$ 29.94	\$ 359.28
CITY OF COACHELLA	603-504-003	49310	TULIPAN ST	Trash Service	1	\$ 29.94	\$ 29.94	\$ 359.28
CITY OF COACHELLA	603-504-003	49310	TULIPAN ST	Additional Trash	1	\$ 8.47	\$ 8.47	\$ 101.64
CITY OF COACHELLA	603-504-004	49340	TULIPAN ST	Trash Service	1	\$ 29.94	\$ 29.94	\$ 359.28
CITY OF COACHELLA	603-504-005	49370	TULIPAN ST	Trash Service	1	\$ 29.94	\$ 29.94	\$ 359.28
CITY OF COACHELLA	603-504-006	49400	TULIPAN ST	Trash Service	1	\$ 29.94	\$ 29.94	\$ 359.28
CITY OF COACHELLA	603-504-007	49430	TULIPAN ST	Trash Service	1	\$ 29.94	\$ 29.94	\$ 359.28
CITY OF COACHELLA	603-504-007	49430	TULIPAN ST	Additional Trash	1	\$ 8.47	\$ 8.47	\$ 101.64
CITY OF COACHELLA	603-504-008	49460	TULIPAN ST	Trash Service	1	\$ 29.94	\$ 29.94	\$ 359.28
CITY OF COACHELLA	603-504-009	49465	ORQUIDEA LANE	Trash Service	1	\$ 29.94	\$ 29.94	\$ 359.28
CITY OF COACHELLA	603-504-009	49465	ORQUIDEA LANE	Additional Trash	1	\$ 8.47	\$ 8.47	\$ 101.64
CITY OF COACHELLA	603-504-009	49465	ORQUIDEA LANE	Additional Recycle	1	\$ 8.47	\$ 8.47	\$ 101.64
CITY OF COACHELLA	603-504-010	49435	ORQUIDEA LANE	Trash Service	1	\$ 29.94	\$ 29.94	\$ 359.28
CITY OF COACHELLA	603-504-010	49435	ORQUIDEA LANE	Additional Trash	1	\$ 8.47	\$ 8.47	\$ 101.64
CITY OF COACHELLA	603-504-011	49405	ORQUIDEA LANE	Trash Service	1	\$ 29.94	\$ 29.94	\$ 359.28
CITY OF COACHELLA	603-504-012	49375	ORQUIDEA LANE	Trash Service	1	\$ 29.94	\$ 29.94	\$ 359.28
CITY OF COACHELLA	603-504-013	49345	ORQUIDEA LANE	Trash Service	1	\$ 29.94	\$ 29.94	\$ 359.28
CITY OF COACHELLA	603-504-013	49345	ORQUIDEA LANE	Additional Trash	1	\$ 8.47	\$ 8.47	\$ 101.64
CITY OF COACHELLA	603-504-014	49315	ORQUIDEA LANE	Trash Service	1	\$ 29.94	\$ 29.94	\$ 359.28
CITY OF COACHELLA	603-504-014	49315	ORQUIDEA LANE	Additional Trash	1	\$ 8.47	\$ 8.47	\$ 101.64
CITY OF COACHELLA	603-504-015	49285	ORQUIDEA LANE	Trash Service	1	\$ 29.94	\$ 29.94	\$ 359.28
CITY OF COACHELLA	603-504-015	49285	ORQUIDEA LANE	Additional Trash	1	\$ 8.47	\$ 8.47	\$ 101.64
CITY OF COACHELLA	603-504-016	49310	ORQUIDEA LANE	Trash Service	1	\$ 29.94	\$ 29.94	\$ 359.28
CITY OF COACHELLA	603-504-017	49340	ORQUIDEA LANE	Trash Service	1	\$ 29.94	\$ 29.94	\$ 359.28
CITY OF COACHELLA	603-504-017	49340	ORQUIDEA LANE	Additional Trash	1	\$ 8.47	\$ 8.47	\$ 101.64
CITY OF COACHELLA	603-504-018	49370	ORQUIDEA LANE	Trash Service	1	\$ 29.94	\$ 29.94	\$ 359.28
CITY OF COACHELLA	603-504-019	49400	ORQUIDEA LANE	Trash Service	1	\$ 29.94	\$ 29.94	\$ 359.28
CITY OF COACHELLA	603-504-019	49400	ORQUIDEA LANE	Additional Trash	1	\$ 8.47	\$ 8.47	\$ 101.64
CITY OF COACHELLA	603-504-019	49400	ORQUIDEA LANE	Additional Recycle	1	\$ 8.47	\$ 8.47	\$ 101.64
CITY OF COACHELLA	603-504-020	49430	ORQUIDEA LANE	Trash Service	1	\$ 29.94	\$ 29.94	\$ 359.28
CITY OF COACHELLA	603-504-021	49460	ORQUIDEA LANE	Trash Service	1	\$ 29.94	\$ 29.94	\$ 359.28
CITY OF COACHELLA	603-504-021	49460	ORQUIDEA LANE	Additional Trash	1	\$ 8.47	\$ 8.47	\$ 101.64
CITY OF COACHELLA	603-504-022	49465	NARCISO LANE	Trash Service	1	\$ 29.94	\$ 29.94	\$ 359.28
CITY OF COACHELLA	603-504-023	49435	NARCISO LANE	Trash Service	1	\$ 29.94	\$ 29.94	\$ 359.28
CITY OF COACHELLA	603-504-024	49405	NARCISO LANE	Trash Service	1	\$ 29.94	\$ 29.94	\$ 359.28
CITY OF COACHELLA	603-504-024	49405	NARCISO LANE	Additional Trash	1	\$ 8.47	\$ 8.47	\$ 101.64
CITY OF COACHELLA	603-504-025	49375	NARCISO LANE	Trash Service	1	\$ 29.94	\$ 29.94	\$ 359.28
CITY OF COACHELLA	603-504-026	49345	NARCISO LANE	Trash Service	1	\$ 29.94	\$ 29.94	\$ 359.28
CITY OF COACHELLA	603-504-026	49345	NARCISO LANE	Additional Trash	1	\$ 8.47	\$ 8.47	\$ 101.64

City of Coachella Final 2022-23 Tax File

Customer Name	Parcel #	Address	Street	Service Level	Units	Monthly Rate	Total Montly Rate	Annual Rate
CITY OF COACHELLA	603-504-027	84419	AMAPOLA LANE	Trash Service	1	\$ 29.94	\$ 29.94	\$ 359.28
CITY OF COACHELLA	603-504-027	84419	AMAPOLA LANE	Additional Recycle	1	\$ 8.47	\$ 8.47	\$ 101.64
CITY OF COACHELLA	603-504-028	84443	AMAPOLA LANE	Trash Service	1	\$ 29.94	\$ 29.94	\$ 359.28
CITY OF COACHELLA	603-504-029	49370	NARCISO LANE	Trash Service	1	\$ 29.94	\$ 29.94	\$ 359.28
CITY OF COACHELLA	603-504-029	49370	NARCISO LANE	Additional Trash	1	\$ 8.47	\$ 8.47	\$ 101.64
CITY OF COACHELLA	603-504-030	49400	NARCISO LANE	Trash Service	1	\$ 29.94	\$ 29.94	\$ 359.28
CITY OF COACHELLA	603-504-030	49400	NARCISO LANE	Additional Trash	1	\$ 8.47	\$ 8.47	\$ 101.64
CITY OF COACHELLA	603-504-031	49430	NARCISO LANE	Trash Service	1	\$ 29.94	\$ 29.94	\$ 359.28
CITY OF COACHELLA	603-504-031	49430	NARCISO LANE	Additional Trash	1	\$ 8.47	\$ 8.47	\$ 101.64
CITY OF COACHELLA	603-504-033	49460	NARCISO LANE	Trash Service	1	\$ 29.94	\$ 29.94	\$ 359.28
CITY OF COACHELLA	603-504-033	49460	NARCISO LANE	Additional Trash	1	\$ 8.47	\$ 8.47	\$ 101.64
CITY OF COACHELLA	603-504-035	49305	HIBISCO ST	Trash Service	1	\$ 29.94	\$ 29.94	\$ 359.28
CITY OF COACHELLA	603-504-036	49287	HIBISCO ST	Trash Service	1	\$ 29.94	\$ 29.94	\$ 359.28
CITY OF COACHELLA	603-504-036	49287	HIBISCO ST	Additional Trash	1	\$ 8.47	\$ 8.47	\$ 101.64
CITY OF COACHELLA	603-504-037	49403	HIBISCO ST	Trash Service	1	\$ 29.94	\$ 29.94	\$ 359.28
CITY OF COACHELLA	603-504-037	49403	HIBISCO ST	Additional Trash	1	\$ 8.47	\$ 8.47	\$ 101.64
CITY OF COACHELLA	603-504-038	49387	HIBISCO ST	Trash Service	1	\$ 29.94	\$ 29.94	\$ 359.28
CITY OF COACHELLA	603-504-039	49371	HIBISCO ST	Trash Service	1	\$ 29.94	\$ 29.94	\$ 359.28
CITY OF COACHELLA	603-504-040	49363	HIBISCO ST	Trash Service	1	\$ 29.94	\$ 29.94	\$ 359.28
CITY OF COACHELLA	603-504-041	49347	HIBISCO ST	Trash Service	1	\$ 29.94	\$ 29.94	\$ 359.28
CITY OF COACHELLA	603-504-042	49321	HIBISCO ST	Trash Service	1	\$ 29.94	\$ 29.94	\$ 359.28
CITY OF COACHELLA	603-505-002	49270	HIBISCO ST	Trash Service	1	\$ 29.94	\$ 29.94	\$ 359.28
CITY OF COACHELLA	603-505-003	49286	HIBISCO ST	Trash Service	1	\$ 29.94	\$ 29.94	\$ 359.28
CITY OF COACHELLA	603-505-004	49304	HIBISCO ST	Trash Service	1	\$ 29.94	\$ 29.94	\$ 359.28
CITY OF COACHELLA	603-505-004	49304	HIBISCO ST	Additional Trash	2	\$ 8.47	\$ 16.94	\$ 203.28
CITY OF COACHELLA	603-505-005	49320	HIBISCO ST	Trash Service	1	\$ 29.94	\$ 29.94	\$ 359.28
CITY OF COACHELLA	603-505-005	49320	HIBISCO ST	Additional Trash	1	\$ 8.47	\$ 8.47	\$ 101.64
CITY OF COACHELLA	603-505-006	49338	HIBISCO ST	Trash Service	1	\$ 29.94	\$ 29.94	\$ 359.28
CITY OF COACHELLA	603-505-006	49338	HIBISCO ST	Additional Trash	1	\$ 8.47	\$ 8.47	\$ 101.64
CITY OF COACHELLA	603-505-006	49338	HIBISCO ST	Additional Recycle	1	\$ 8.47	\$ 8.47	\$ 101.64
CITY OF COACHELLA	603-505-007	49354	HIBISCO ST	Trash Service	1	\$ 29.94	\$ 29.94	\$ 359.28
CITY OF COACHELLA	603-505-008	49452	HIBISCO ST	Trash Service	1	\$ 29.94	\$ 29.94	\$ 359.28
CITY OF COACHELLA	603-505-009	49436	HIBISCO ST	Trash Service	1	\$ 29.94	\$ 29.94	\$ 359.28
CITY OF COACHELLA	603-505-010	49420	HIBISCO ST	Trash Service	1	\$ 29.94	\$ 29.94	\$ 359.28
CITY OF COACHELLA	603-505-011	49404	HIBISCO ST	Trash Service	1	\$ 29.94	\$ 29.94	\$ 359.28
CITY OF COACHELLA	603-505-012	49386	HIBISCO ST	Trash Service	1	\$ 29.94	\$ 29.94	\$ 359.28
CITY OF COACHELLA	603-505-013	49370	HIBISCO ST	Trash Service	1	\$ 29.94	\$ 29.94	\$ 359.28
CITY OF COACHELLA	603-505-013	49370	HIBISCO ST	Additional Trash	1	\$ 8.47	\$ 8.47	\$ 101.64
CITY OF COACHELLA	603-511-001	84503	LAS LUNAS AVE	Trash Service	1	\$ 29.94	\$ 29.94	\$ 359.28
CITY OF COACHELLA	603-511-002	84513	LAS LUNAS AVE	Trash Service	1	\$ 29.94	\$ 29.94	\$ 359.28

City of Coachella Final 2022-23 Tax File

Customer Name	Parcel #	Address	Street	Service Level	Units	Monthly Rate	Total Montly Rate	Annual Rate
CITY OF COACHELLA	603-511-003	84523	LAS LUNAS AVE	Trash Service	1	\$ 29.94	\$ 29.94	\$ 359.28
CITY OF COACHELLA	603-511-003	84523	LAS LUNAS AVE	Additional Trash	1	\$ 8.47	\$ 8.47	\$ 101.64
CITY OF COACHELLA	603-511-004	84533	LAS LUNAS AVE	Trash Service	1	\$ 29.94	\$ 29.94	\$ 359.28
CITY OF COACHELLA	603-511-005	84543	LAS LUNAS AVE	Trash Service	1	\$ 29.94	\$ 29.94	\$ 359.28
CITY OF COACHELLA	603-511-006	84553	LAS LUNAS AVE	Trash Service	1	\$ 29.94	\$ 29.94	\$ 359.28
CITY OF COACHELLA	603-511-007	84563	LAS LUNAS AVE	Trash Service	1	\$ 29.94	\$ 29.94	\$ 359.28
CITY OF COACHELLA	603-511-007	84563	LAS LUNAS AVE	Additional Trash	1	\$ 8.47	\$ 8.47	\$ 101.64
CITY OF COACHELLA	603-511-008	84573	LAS LUNAS AVE	Trash Service	1	\$ 29.94	\$ 29.94	\$ 359.28
CITY OF COACHELLA	603-511-009	84583	LAS LUNAS AVE	Trash Service	1	\$ 29.94	\$ 29.94	\$ 359.28
CITY OF COACHELLA	603-511-009	84583	LAS LUNAS AVE	Additional Trash	1	\$ 8.47	\$ 8.47	\$ 101.64
CITY OF COACHELLA	603-511-010	84593	LAS LUNAS AVE	Trash Service	1	\$ 29.94	\$ 29.94	\$ 359.28
CITY OF COACHELLA	603-511-010	84593	LAS LUNAS AVE	Additional Trash	1	\$ 8.47	\$ 8.47	\$ 101.64
CITY OF COACHELLA	603-511-011	84603	LAS LUNAS AVE	Trash Service	1	\$ 29.94	\$ 29.94	\$ 359.28
CITY OF COACHELLA	603-511-011	84603	LAS LUNAS AVE	Additional Trash	1	\$ 8.47	\$ 8.47	\$ 101.64
CITY OF COACHELLA	603-511-012	84613	LAS LUNAS AVE	Trash Service	1	\$ 29.94	\$ 29.94	\$ 359.28
CITY OF COACHELLA	603-511-012	84613	LAS LUNAS AVE	Additional Trash	1	\$ 8.47	\$ 8.47	\$ 101.64
CITY OF COACHELLA	603-511-013	84623	LAS LUNAS AVE	Trash Service	1	\$ 29.94	\$ 29.94	\$ 359.28
CITY OF COACHELLA	603-511-013	84623	LAS LUNAS AVE	Additional Trash	1	\$ 8.47	\$ 8.47	\$ 101.64
CITY OF COACHELLA	603-511-014	84633	LAS LUNAS AVE	Trash Service	1	\$ 29.94	\$ 29.94	\$ 359.28
CITY OF COACHELLA	603-511-014	84633	LAS LUNAS AVE	Additional Trash	1	\$ 8.47	\$ 8.47	\$ 101.64
CITY OF COACHELLA	603-511-015	84643	LAS LUNAS AVE	Trash Service	1	\$ 29.94	\$ 29.94	\$ 359.28
CITY OF COACHELLA	603-511-015	84643	LAS LUNAS AVE	Additional Trash	1	\$ 8.47	\$ 8.47	\$ 101.64
CITY OF COACHELLA	603-511-016	84653	LAS LUNAS AVE	Trash Service	1	\$ 29.94	\$ 29.94	\$ 359.28
CITY OF COACHELLA	603-511-017	84663	LAS LUNAS AVE	Trash Service	1	\$ 29.94	\$ 29.94	\$ 359.28
CITY OF COACHELLA	603-511-017	84663	LAS LUNAS AVE	Additional Trash	1	\$ 8.47	\$ 8.47	\$ 101.64
CITY OF COACHELLA	603-511-018	84673	LAS LUNAS AVE	Trash Service	1	\$ 29.94	\$ 29.94	\$ 359.28
CITY OF COACHELLA	603-511-018	84673	LAS LUNAS AVE	Additional Trash	1	\$ 8.47	\$ 8.47	\$ 101.64
CITY OF COACHELLA	603-511-020	49152	LAS CRUCES ST	Trash Service	1	\$ 29.94	\$ 29.94	\$ 359.28
CITY OF COACHELLA	603-511-020	49152	LAS CRUCES ST	Additional Trash	1	\$ 8.47	\$ 8.47	\$ 101.64
CITY OF COACHELLA	603-511-021	49142	LAS CRUCES ST	Trash Service	1	\$ 29.94	\$ 29.94	\$ 359.28
CITY OF COACHELLA	603-511-022	49132	LAS CRUCES ST	Trash Service	1	\$ 29.94	\$ 29.94	\$ 359.28
CITY OF COACHELLA	603-511-022	49132	LAS CRUCES ST	Additional Trash	1	\$ 8.47	\$ 8.47	\$ 101.64
CITY OF COACHELLA	603-511-023	49122	LAS CRUCES ST	Trash Service	1	\$ 29.94	\$ 29.94	\$ 359.28
CITY OF COACHELLA	603-511-023	49122	LAS CRUCES ST	Additional Trash	1	\$ 8.47	\$ 8.47	\$ 101.64
CITY OF COACHELLA	603-511-023	49122	LAS CRUCES ST	Additional Green	1	\$ 8.47	\$ 8.47	\$ 101.64
CITY OF COACHELLA	603-511-024	49112	LAS CRUCES ST	Trash Service	1	\$ 29.94	\$ 29.94	\$ 359.28
CITY OF COACHELLA	603-511-025	49102	LAS CRUCES ST	Trash Service	1	\$ 29.94	\$ 29.94	\$ 359.28
CITY OF COACHELLA	603-511-026	49092	LAS CRUCES ST	Trash Service	1	\$ 29.94	\$ 29.94	\$ 359.28
CITY OF COACHELLA	603-511-026	49092	LAS CRUCES ST	Additional Trash	1	\$ 8.47	\$ 8.47	\$ 101.64
CITY OF COACHELLA	603-511-027	49082	LAS CRUCES ST	Trash Service	1	\$ 29.94	\$ 29.94	\$ 359.28

City of Coachella Final 2022-23 Tax File

Customer Name	Parcel #	Address	Street	Service Level	Units	Monthly Rate	Total Montly Rate	Annual Rate
CITY OF COACHELLA	603-511-027	49082	LAS CRUCES ST	Additional Trash	1	\$ 8.47	\$ 8.47	\$ 101.64
CITY OF COACHELLA	603-511-028	49072	LAS CRUCES ST	Trash Service	1	\$ 29.94	\$ 29.94	\$ 359.28
CITY OF COACHELLA	603-511-028	49072	LAS CRUCES ST	Additional Trash	1	\$ 8.47	\$ 8.47	\$ 101.64
CITY OF COACHELLA	603-512-001	49073	LAS CRUCES ST	Trash Service	1	\$ 29.94	\$ 29.94	\$ 359.28
CITY OF COACHELLA	603-512-002	49083	LAS CRUCES ST	Trash Service	1	\$ 29.94	\$ 29.94	\$ 359.28
CITY OF COACHELLA	603-512-002	49083	LAS CRUCES ST	Additional Recycle	1	\$ 8.47	\$ 8.47	\$ 101.64
CITY OF COACHELLA	603-512-003	49093	LAS CRUCES ST	Trash Service	1	\$ 29.94	\$ 29.94	\$ 359.28
CITY OF COACHELLA	603-512-003	49093	LAS CRUCES ST	Additional Trash	1	\$ 8.47	\$ 8.47	\$ 101.64
CITY OF COACHELLA	603-512-004	49103	LAS CRUCES ST	Trash Service	1	\$ 29.94	\$ 29.94	\$ 359.28
CITY OF COACHELLA	603-512-005	49113	LAS CRUCES ST	Trash Service	1	\$ 29.94	\$ 29.94	\$ 359.28
CITY OF COACHELLA	603-512-006	49123	LAS CRUCES ST	Trash Service	1	\$ 29.94	\$ 29.94	\$ 359.28
CITY OF COACHELLA	603-512-006	49123	LAS CRUCES ST	Additional Trash	1	\$ 8.47	\$ 8.47	\$ 101.64
CITY OF COACHELLA	603-512-007	49133	LAS CRUCES ST	Trash Service	1	\$ 29.94	\$ 29.94	\$ 359.28
CITY OF COACHELLA	603-512-008	49143	LAS CRUCES ST	Trash Service	1	\$ 29.94	\$ 29.94	\$ 359.28
CITY OF COACHELLA	603-512-009	49153	LAS CRUCES ST	Trash Service	1	\$ 29.94	\$ 29.94	\$ 359.28
CITY OF COACHELLA	603-512-011	49150	RIO RANCHO CT	Trash Service	1	\$ 29.94	\$ 29.94	\$ 359.28
CITY OF COACHELLA	603-512-011	49150	RIO RANCHO CT	Additional Trash	1	\$ 8.47	\$ 8.47	\$ 101.64
CITY OF COACHELLA	603-512-012	49140	RIO RANCHO CT	Trash Service	1	\$ 29.94	\$ 29.94	\$ 359.28
CITY OF COACHELLA	603-512-012	49140	RIO RANCHO CT	Additional Trash	1	\$ 8.47	\$ 8.47	\$ 101.64
CITY OF COACHELLA	603-512-013	49130	RIO RANCHO CT	Trash Service	1	\$ 29.94	\$ 29.94	\$ 359.28
CITY OF COACHELLA	603-512-013	49130	RIO RANCHO CT	Additional Trash	1	\$ 8.47	\$ 8.47	\$ 101.64
CITY OF COACHELLA	603-512-014	49120	RIO RANCHO CT	Trash Service	1	\$ 29.94	\$ 29.94	\$ 359.28
CITY OF COACHELLA	603-512-014	49120	RIO RANCHO CT	Additional Trash	1	\$ 8.47	\$ 8.47	\$ 101.64
CITY OF COACHELLA	603-512-015	49110	RIO RANCHO CT	Trash Service	1	\$ 29.94	\$ 29.94	\$ 359.28
CITY OF COACHELLA	603-512-015	49110	RIO RANCHO CT	Additional Trash	1	\$ 8.47	\$ 8.47	\$ 101.64
CITY OF COACHELLA	603-512-016	49100	RIO RANCHO CT	Trash Service	1	\$ 29.94	\$ 29.94	\$ 359.28
CITY OF COACHELLA	603-512-016	49100	RIO RANCHO CT	Additional Trash	1	\$ 8.47	\$ 8.47	\$ 101.64
CITY OF COACHELLA	603-512-016	49100	RIO RANCHO CT	Additional Recycle	1	\$ 8.47	\$ 8.47	\$ 101.64
CITY OF COACHELLA	603-512-017	49090	RIO RANCHO CT	Trash Service	1	\$ 29.94	\$ 29.94	\$ 359.28
CITY OF COACHELLA	603-512-018	49080	RIO RANCHO CT	Trash Service	1	\$ 29.94	\$ 29.94	\$ 359.28
CITY OF COACHELLA	603-512-018	49080	RIO RANCHO CT	Additional Trash	2	\$ 8.47	\$ 16.94	\$ 203.28
CITY OF COACHELLA	603-512-019	49070	RIO RANCHO CT	Trash Service	1	\$ 29.94	\$ 29.94	\$ 359.28
CITY OF COACHELLA	603-512-020	49071	RIO RANCHO CT	Trash Service	1	\$ 29.94	\$ 29.94	\$ 359.28
CITY OF COACHELLA	603-512-020	49071	RIO RANCHO CT	Additional Trash	1	\$ 8.47	\$ 8.47	\$ 101.64
CITY OF COACHELLA	603-512-020	49071	RIO RANCHO CT	Additional Recycle	1	\$ 8.47	\$ 8.47	\$ 101.64
CITY OF COACHELLA	603-512-021	49081	RIO RANCHO CT	Trash Service	1	\$ 29.94	\$ 29.94	\$ 359.28
CITY OF COACHELLA	603-512-021	49081	RIO RANCHO CT	Additional Trash	1	\$ 8.47	\$ 8.47	\$ 101.64
CITY OF COACHELLA	603-512-021	49081	RIO RANCHO CT	Additional Recycle	1	\$ 8.47	\$ 8.47	\$ 101.64
CITY OF COACHELLA	603-512-022	49091	RIO RANCHO CT	Trash Service	1	\$ 29.94	\$ 29.94	\$ 359.28
CITY OF COACHELLA	603-512-023	49101	RIO RANCHO CT	Trash Service	1	\$ 29.94	\$ 29.94	\$ 359.28

City of Coachella Final 2022-23 Tax File

Customer Name	Parcel #	Address	Street	Service Level	Units	Monthly Rate	Total Montly Rate	Annual Rate
CITY OF COACHELLA	603-512-023	49101	RIO RANCHO CT	Additional Trash	1	\$ 8.47	\$ 8.47	\$ 101.64
CITY OF COACHELLA	603-512-024	49111	RIO RANCHO CT	Trash Service	1	\$ 29.94	\$ 29.94	\$ 359.28
CITY OF COACHELLA	603-512-025	49121	RIO RANCHO CT	Trash Service	1	\$ 29.94	\$ 29.94	\$ 359.28
CITY OF COACHELLA	603-512-025	49121	RIO RANCHO CT	Additional Trash	1	\$ 8.47	\$ 8.47	\$ 101.64
CITY OF COACHELLA	603-512-026	49131	RIO RANCHO CT	Trash Service	1	\$ 29.94	\$ 29.94	\$ 359.28
CITY OF COACHELLA	603-512-027	49141	RIO RANCHO CT	Trash Service	1	\$ 29.94	\$ 29.94	\$ 359.28
CITY OF COACHELLA	603-512-028	49151	RIO RANCHO CT	Trash Service	1	\$ 29.94	\$ 29.94	\$ 359.28
CITY OF COACHELLA	603-512-028	49151	RIO RANCHO CT	Additional Trash	1	\$ 8.47	\$ 8.47	\$ 101.64
CITY OF COACHELLA	603-512-028	49151	RIO RANCHO CT	Additional Recycle	1	\$ 8.47	\$ 8.47	\$ 101.64
CITY OF COACHELLA	603-512-029	49154	MESA CT	Trash Service	1	\$ 29.94	\$ 29.94	\$ 359.28
CITY OF COACHELLA	603-512-029	49154	MESA CT	Additional Trash	1	\$ 8.47	\$ 8.47	\$ 101.64
CITY OF COACHELLA	603-512-030	49144	MESA CT	Trash Service	1	\$ 29.94	\$ 29.94	\$ 359.28
CITY OF COACHELLA	603-512-031	49134	MESA CT	Trash Service	1	\$ 29.94	\$ 29.94	\$ 359.28
CITY OF COACHELLA	603-512-031	49134	MESA CT	Additional Trash	1	\$ 8.47	\$ 8.47	\$ 101.64
CITY OF COACHELLA	603-512-031	49134	MESA CT	Additional Recycle	1	\$ 8.47	\$ 8.47	\$ 101.64
CITY OF COACHELLA	603-512-032	49124	MESA CT	Trash Service	1	\$ 29.94	\$ 29.94	\$ 359.28
CITY OF COACHELLA	603-512-032	49124	MESA CT	Additional Trash	1	\$ 8.47	\$ 8.47	\$ 101.64
CITY OF COACHELLA	603-512-033	49114	MESA CT	Trash Service	1	\$ 29.94	\$ 29.94	\$ 359.28
CITY OF COACHELLA	603-512-034	49104	MESA CT	Trash Service	1	\$ 29.94	\$ 29.94	\$ 359.28
CITY OF COACHELLA	603-512-035	49094	MESA CT	Trash Service	1	\$ 29.94	\$ 29.94	\$ 359.28
CITY OF COACHELLA	603-512-035	49094	MESA CT	Additional Trash	1	\$ 8.47	\$ 8.47	\$ 101.64
CITY OF COACHELLA	603-512-036	49084	MESA CT	Trash Service	1	\$ 29.94	\$ 29.94	\$ 359.28
CITY OF COACHELLA	603-512-036	49084	MESA CT	Additional Trash	1	\$ 8.47	\$ 8.47	\$ 101.64
CITY OF COACHELLA	603-512-037	49074	MESA CT	Trash Service	1	\$ 29.94	\$ 29.94	\$ 359.28
CITY OF COACHELLA	603-512-038	49075	MESA CT	Trash Service	1	\$ 29.94	\$ 29.94	\$ 359.28
CITY OF COACHELLA	603-512-039	49085	MESA CT	Trash Service	1	\$ 29.94	\$ 29.94	\$ 359.28
CITY OF COACHELLA	603-512-039	49085	MESA CT	Additional Trash	1	\$ 8.47	\$ 8.47	\$ 101.64
CITY OF COACHELLA	603-512-040	49095	MESA CT	Trash Service	1	\$ 29.94	\$ 29.94	\$ 359.28
CITY OF COACHELLA	603-512-040	49095	MESA CT	Additional Trash	1	\$ 8.47	\$ 8.47	\$ 101.64
CITY OF COACHELLA	603-512-041	49105	MESA CT	Trash Service	1	\$ 29.94	\$ 29.94	\$ 359.28
CITY OF COACHELLA	603-512-042	49115	MESA CT	Trash Service	1	\$ 29.94	\$ 29.94	\$ 359.28
CITY OF COACHELLA	603-512-043	49125	MESA CT	Trash Service	1	\$ 29.94	\$ 29.94	\$ 359.28
CITY OF COACHELLA	603-512-044	49135	MESA CT	Trash Service	1	\$ 29.94	\$ 29.94	\$ 359.28
CITY OF COACHELLA	603-512-045	49145	MESA CT	Trash Service	1	\$ 29.94	\$ 29.94	\$ 359.28
CITY OF COACHELLA	603-512-045	49145	MESA CT	Additional Trash	1	\$ 8.47	\$ 8.47	\$ 101.64
CITY OF COACHELLA	603-512-046	49155	MESA CT	Trash Service	1	\$ 29.94	\$ 29.94	\$ 359.28
CITY OF COACHELLA	603-512-046	49155	MESA CT	Additional Trash	1	\$ 8.47	\$ 8.47	\$ 101.64
CITY OF COACHELLA	603-512-047	49148	SEDONA CT	Trash Service	1	\$ 29.94	\$ 29.94	\$ 359.28
CITY OF COACHELLA	603-512-047	49148	SEDONA CT	Additional Trash	1	\$ 8.47	\$ 8.47	\$ 101.64
CITY OF COACHELLA	603-512-048	49138	SEDONA CT	Trash Service	1	\$ 29.94	\$ 29.94	\$ 359.28

City of Coachella Final 2022-23 Tax File

Customer Name	Parcel #	Address	Street	Service Level	Units	Monthly Rate	Total Montly Rate	Annual Rate
CITY OF COACHELLA	603-512-049	49128	SEDONA CT	Trash Service	1	\$ 29.94	\$ 29.94	\$ 359.28
CITY OF COACHELLA	603-512-049	49128	SEDONA CT	Additional Trash	1	\$ 8.47	\$ 8.47	\$ 101.64
CITY OF COACHELLA	603-512-050	49118	SEDONA CT	Trash Service	3	\$ 29.94	\$ 89.82	\$ 1,077.84
CITY OF COACHELLA	603-512-050	49118	SEDONA CT	Additional Trash	1	\$ 8.47	\$ 8.47	\$ 101.64
CITY OF COACHELLA	603-512-051	49108	SEDONA CT	Trash Service	1	\$ 29.94	\$ 29.94	\$ 359.28
CITY OF COACHELLA	603-512-051	49108	SEDONA CT	Additional Trash	1	\$ 8.47	\$ 8.47	\$ 101.64
CITY OF COACHELLA	603-512-052	49098	SEDONA CT	Trash Service	1	\$ 29.94	\$ 29.94	\$ 359.28
CITY OF COACHELLA	603-512-052	49098	SEDONA CT	Additional Trash	1	\$ 8.47	\$ 8.47	\$ 101.64
CITY OF COACHELLA	603-512-053	49088	SEDONA CT	Trash Service	1	\$ 29.94	\$ 29.94	\$ 359.28
CITY OF COACHELLA	603-512-053	49088	SEDONA CT	Additional Trash	1	\$ 8.47	\$ 8.47	\$ 101.64
CITY OF COACHELLA	603-512-054	49078	SEDONA CT	Trash Service	1	\$ 29.94	\$ 29.94	\$ 359.28
CITY OF COACHELLA	603-512-054	49078	SEDONA CT	Additional Trash	1	\$ 8.47	\$ 8.47	\$ 101.64
CITY OF COACHELLA	603-512-055	49068	SEDONA CT	Trash Service	1	\$ 29.94	\$ 29.94	\$ 359.28
CITY OF COACHELLA	603-512-056	49067	SEDONA CT	Trash Service	1	\$ 29.94	\$ 29.94	\$ 359.28
CITY OF COACHELLA	603-512-056	49067	SEDONA CT	Additional Trash	1	\$ 8.47	\$ 8.47	\$ 101.64
CITY OF COACHELLA	603-512-057	49077	SEDONA CT	Trash Service	1	\$ 29.94	\$ 29.94	\$ 359.28
CITY OF COACHELLA	603-512-058	49087	SEDONA CT	Trash Service	1	\$ 29.94	\$ 29.94	\$ 359.28
CITY OF COACHELLA	603-512-059	49097	SEDONA CT	Trash Service	1	\$ 29.94	\$ 29.94	\$ 359.28
CITY OF COACHELLA	603-512-059	49097	SEDONA CT	Additional Trash	1	\$ 8.47	\$ 8.47	\$ 101.64
CITY OF COACHELLA	603-512-060	49107	SEDONA CT	Trash Service	1	\$ 29.94	\$ 29.94	\$ 359.28
CITY OF COACHELLA	603-512-060	49107	SEDONA CT	Additional Trash	1	\$ 8.47	\$ 8.47	\$ 101.64
CITY OF COACHELLA	603-512-061	49117	SEDONA CT	Trash Service	1	\$ 29.94	\$ 29.94	\$ 359.28
CITY OF COACHELLA	603-512-061	49117	SEDONA CT	Additional Trash	1	\$ 8.47	\$ 8.47	\$ 101.64
CITY OF COACHELLA	603-512-062	49127	SEDONA CT	Trash Service	1	\$ 29.94	\$ 29.94	\$ 359.28
CITY OF COACHELLA	603-512-063	49137	SEDONA CT	Trash Service	1	\$ 29.94	\$ 29.94	\$ 359.28
CITY OF COACHELLA	603-512-064	49147	SEDONA CT	Trash Service	1	\$ 29.94	\$ 29.94	\$ 359.28
CITY OF COACHELLA	603-520-001	84311	AVE FLORABUNDA	Trash Service	1	\$ 29.94	\$ 29.94	\$ 359.28
CITY OF COACHELLA	603-520-001	84311	AVE FLORABUNDA	Additional Trash	1	\$ 8.47	\$ 8.47	\$ 101.64
CITY OF COACHELLA	603-520-002	84321	AVE FLORABUNDA	Trash Service	1	\$ 29.94	\$ 29.94	\$ 359.28
CITY OF COACHELLA	603-520-002	84321	AVE FLORABUNDA	Additional Trash	1	\$ 8.47	\$ 8.47	\$ 101.64
CITY OF COACHELLA	603-520-003	84331	AVE FLORABUNDA	Trash Service	1	\$ 29.94	\$ 29.94	\$ 359.28
CITY OF COACHELLA	603-520-004	84341	AVE FLORABUNDA	Trash Service	1	\$ 29.94	\$ 29.94	\$ 359.28
CITY OF COACHELLA	603-520-005	84351	AVE FLORABUNDA	Trash Service	1	\$ 29.94	\$ 29.94	\$ 359.28
CITY OF COACHELLA	603-520-005	84351	AVE FLORABUNDA	Additional Trash	1	\$ 8.47	\$ 8.47	\$ 101.64
CITY OF COACHELLA	603-520-006	84361	AVE FLORABUNDA	Trash Service	1	\$ 29.94	\$ 29.94	\$ 359.28
CITY OF COACHELLA	603-520-007	84371	AVE FLORABUNDA	Trash Service	1	\$ 29.94	\$ 29.94	\$ 359.28
CITY OF COACHELLA	603-521-001	84116	AVE NERIUM	Trash Service	1	\$ 29.94	\$ 29.94	\$ 359.28
CITY OF COACHELLA	603-521-002	84112	AVE NERIUM	Trash Service	1	\$ 29.94	\$ 29.94	\$ 359.28
CITY OF COACHELLA	603-521-003	84108	AVE NERIUM	Trash Service	1	\$ 29.94	\$ 29.94	\$ 359.28
CITY OF COACHELLA	603-521-003	84108	AVE NERIUM	Additional Trash	1	\$ 8.47	\$ 8.47	\$ 101.64

City of Coachella Final 2022-23 Tax File

Customer Name	Parcel #	Address	Street	Service Level	Units	Monthly Rate	Total Montly Rate	Annual Rate
CITY OF COACHELLA	603-522-001	84104	AVE NERIUM	Trash Service	1	\$ 29.94	\$ 29.94	\$ 359.28
CITY OF COACHELLA	603-522-002	84100	AVE NERIUM	Trash Service	1	\$ 29.94	\$ 29.94	\$ 359.28
CITY OF COACHELLA	603-522-003	84096	AVE NERIUM	Trash Service	1	\$ 29.94	\$ 29.94	\$ 359.28
CITY OF COACHELLA	603-522-004	84092	AVE NERIUM	Trash Service	1	\$ 29.94	\$ 29.94	\$ 359.28
CITY OF COACHELLA	603-522-005	84088	AVE NERIUM	Trash Service	1	\$ 29.94	\$ 29.94	\$ 359.28
CITY OF COACHELLA	603-522-006	48084	CALLE CARMELLO	Trash Service	1	\$ 29.94	\$ 29.94	\$ 359.28
CITY OF COACHELLA	603-522-006	48084	CALLE CARMELLO	Additional Trash	1	\$ 8.47	\$ 8.47	\$ 101.64
CITY OF COACHELLA	603-522-007	48487	CALLE CARMELLO	Trash Service	1	\$ 29.94	\$ 29.94	\$ 359.28
CITY OF COACHELLA	603-522-008	48509	CALLE CARMELLO	Trash Service	1	\$ 29.94	\$ 29.94	\$ 359.28
CITY OF COACHELLA	603-522-009	48531	CALLE CARMELLO	Trash Service	1	\$ 29.94	\$ 29.94	\$ 359.28
CITY OF COACHELLA	603-522-010	48553	CALLE CARMELLO	Trash Service	1	\$ 29.94	\$ 29.94	\$ 359.28
CITY OF COACHELLA	603-522-011	48575	CALLE CARMELLO	Trash Service	1	\$ 29.94	\$ 29.94	\$ 359.28
CITY OF COACHELLA	603-522-012	48597	CALLE CARMELLO	Trash Service	1	\$ 29.94	\$ 29.94	\$ 359.28
CITY OF COACHELLA	603-522-013	48619	CALLE CARMELLO	Trash Service	1	\$ 29.94	\$ 29.94	\$ 359.28
CITY OF COACHELLA	603-522-014	48641	CALLE CARMELLO	Trash Service	1	\$ 29.94	\$ 29.94	\$ 359.28
CITY OF COACHELLA	603-522-015	48663	CALLE CARMELLO	Trash Service	1	\$ 29.94	\$ 29.94	\$ 359.28
CITY OF COACHELLA	603-523-001	48685	CALLE CARMELLO	Trash Service	1	\$ 29.94	\$ 29.94	\$ 359.28
CITY OF COACHELLA	603-523-002	48707	CALLE CARMELLO	Trash Service	1	\$ 29.94	\$ 29.94	\$ 359.28
CITY OF COACHELLA	603-523-003	48729	CALLE CARMELLO	Trash Service	1	\$ 29.94	\$ 29.94	\$ 359.28
CITY OF COACHELLA	603-523-004	48751	CALLE CARMELLO	Trash Service	1	\$ 29.94	\$ 29.94	\$ 359.28
CITY OF COACHELLA	603-523-005	48773	CALLE CARMELLO	Trash Service	1	\$ 29.94	\$ 29.94	\$ 359.28
CITY OF COACHELLA	603-523-006	84291	AVE FLORABUNDA	Trash Service	1	\$ 29.94	\$ 29.94	\$ 359.28
CITY OF COACHELLA	603-523-006	84291	AVE FLORABUNDA	Additional Recycle	1	\$ 8.47	\$ 8.47	\$ 101.64
CITY OF COACHELLA	603-523-007	84301	AVE FLORABUNDA	Trash Service	1	\$ 29.94	\$ 29.94	\$ 359.28
CITY OF COACHELLA	603-524-001	84368	AVE FLORABUNDA	Trash Service	1	\$ 29.94	\$ 29.94	\$ 359.28
CITY OF COACHELLA	603-524-002	84358	AVE FLORABUNDA	Trash Service	1	\$ 29.94	\$ 29.94	\$ 359.28
CITY OF COACHELLA	603-524-003	84348	AVE FLORABUNDA	Trash Service	1	\$ 29.94	\$ 29.94	\$ 359.28
CITY OF COACHELLA	603-524-004	84338	AVE FLORABUNDA	Trash Service	1	\$ 29.94	\$ 29.94	\$ 359.28
CITY OF COACHELLA	603-524-005	84328	AVE FLORABUNDA	Trash Service	1	\$ 29.94	\$ 29.94	\$ 359.28
CITY OF COACHELLA	603-524-006	84318	AVE FLORABUNDA	Trash Service	1	\$ 29.94	\$ 29.94	\$ 359.28
CITY OF COACHELLA	603-524-006	84318	AVE FLORABUNDA	Additional Trash	1	\$ 8.47	\$ 8.47	\$ 101.64
CITY OF COACHELLA	603-524-007	84308	AVE FLORABUNDA	Trash Service	1	\$ 29.94	\$ 29.94	\$ 359.28
CITY OF COACHELLA	603-524-008	84298	AVE FLORABUNDA	Trash Service	1	\$ 29.94	\$ 29.94	\$ 359.28
CITY OF COACHELLA	603-524-009	84097	AVE EUROPA	Trash Service	1	\$ 29.94	\$ 29.94	\$ 359.28
CITY OF COACHELLA	603-524-009	84097	AVE EUROPA	Additional Trash	1	\$ 8.47	\$ 8.47	\$ 101.64
CITY OF COACHELLA	603-524-010	84101	AVE EUROPA	Trash Service	1	\$ 29.94	\$ 29.94	\$ 359.28
CITY OF COACHELLA	603-524-011	84105	AVE EUROPA	Trash Service	1	\$ 29.94	\$ 29.94	\$ 359.28
CITY OF COACHELLA	603-524-011	84105	AVE EUROPA	Additional Trash	1	\$ 8.47	\$ 8.47	\$ 101.64
CITY OF COACHELLA	603-524-011	84105	AVE EUROPA	Additional Recycle	1	\$ 8.47	\$ 8.47	\$ 101.64
CITY OF COACHELLA	603-524-012	84109	AVE EUROPA	Trash Service	1	\$ 29.94	\$ 29.94	\$ 359.28

City of Coachella Final 2022-23 Tax File

Customer Name	Parcel #	Address	Street	Service Level	Units	Monthly Rate	Total Montly Rate	Annual Rate
CITY OF COACHELLA	603-524-013	84111	AVE EUROPA	Trash Service	1	\$ 29.94	\$ 29.94	\$ 359.28
CITY OF COACHELLA	603-524-014	84115	AVE EUROPA	Trash Service	1	\$ 29.94	\$ 29.94	\$ 359.28
CITY OF COACHELLA	603-524-015	84119	AVE EUROPA	Trash Service	1	\$ 29.94	\$ 29.94	\$ 359.28
CITY OF COACHELLA	603-524-016	84121	AVE EUROPA	Trash Service	1	\$ 29.94	\$ 29.94	\$ 359.28
CITY OF COACHELLA	603-525-001	84124	AVE EUROPA	Trash Service	1	\$ 29.94	\$ 29.94	\$ 359.28
CITY OF COACHELLA	603-525-002	84120	AVE EUROPA	Trash Service	1	\$ 29.94	\$ 29.94	\$ 359.28
CITY OF COACHELLA	603-525-002	84120	AVE EUROPA	Additional Trash	1	\$ 8.47	\$ 8.47	\$ 101.64
CITY OF COACHELLA	603-525-003	84116	AVE EUROPA	Trash Service	1	\$ 29.94	\$ 29.94	\$ 359.28
CITY OF COACHELLA	603-525-004	84112	AVE EUROPA	Trash Service	1	\$ 29.94	\$ 29.94	\$ 359.28
CITY OF COACHELLA	603-525-005	84108	AVE EUROPA	Trash Service	1	\$ 29.94	\$ 29.94	\$ 359.28
CITY OF COACHELLA	603-525-006	84104	AVE EUROPA	Trash Service	1	\$ 29.94	\$ 29.94	\$ 359.28
CITY OF COACHELLA	603-525-007	84100	AVE EUROPA	Trash Service	1	\$ 29.94	\$ 29.94	\$ 359.28
CITY OF COACHELLA	603-525-007	84100	AVE EUROPA	Additional Trash	1	\$ 8.47	\$ 8.47	\$ 101.64
CITY OF COACHELLA	603-525-007	84100	AVE EUROPA	Additional Green	1	\$ 8.47	\$ 8.47	\$ 101.64
CITY OF COACHELLA	603-525-008	84096	AVE EUROPA	Trash Service	1	\$ 29.94	\$ 29.94	\$ 359.28
CITY OF COACHELLA	603-525-009	84095	AVE CEDRUS	Trash Service	1	\$ 29.94	\$ 29.94	\$ 359.28
CITY OF COACHELLA	603-525-010	84099	AVE CEDRUS	Trash Service	1	\$ 29.94	\$ 29.94	\$ 359.28
CITY OF COACHELLA	603-525-011	84103	AVE CEDRUS	Trash Service	1	\$ 29.94	\$ 29.94	\$ 359.28
CITY OF COACHELLA	603-525-012	84107	AVE CEDRUS	Trash Service	1	\$ 29.94	\$ 29.94	\$ 359.28
CITY OF COACHELLA	603-525-012	84107	AVE CEDRUS	Additional Trash	1	\$ 8.47	\$ 8.47	\$ 101.64
CITY OF COACHELLA	603-525-013	84111	AVE CEDRUS	Trash Service	1	\$ 29.94	\$ 29.94	\$ 359.28
CITY OF COACHELLA	603-525-014	84115	AVE CEDRUS	Trash Service	1	\$ 29.94	\$ 29.94	\$ 359.28
CITY OF COACHELLA	603-525-015	84119	AVE CEDRUS	Trash Service	1	\$ 29.94	\$ 29.94	\$ 359.28
CITY OF COACHELLA	603-525-016	84121	AVE CEDRUS	Trash Service	1	\$ 29.94	\$ 29.94	\$ 359.28
CITY OF COACHELLA	603-525-016	84121	AVE CEDRUS	Additional Trash	1	\$ 8.47	\$ 8.47	\$ 101.64
CITY OF COACHELLA	603-526-001	84122	AVE CEDRUS	Trash Service	1	\$ 29.94	\$ 29.94	\$ 359.28
CITY OF COACHELLA	603-526-002	84118	AVE CEDRUS	Trash Service	1	\$ 29.94	\$ 29.94	\$ 359.28
CITY OF COACHELLA	603-526-002	84118	AVE CEDRUS	Additional Trash	1	\$ 8.47	\$ 8.47	\$ 101.64
CITY OF COACHELLA	603-526-003	84114	AVE CEDRUS	Trash Service	1	\$ 29.94	\$ 29.94	\$ 359.28
CITY OF COACHELLA	603-526-003	84114	AVE CEDRUS	Additional Trash	1	\$ 8.47	\$ 8.47	\$ 101.64
CITY OF COACHELLA	603-526-004	84110	AVE CEDRUS	Trash Service	1	\$ 29.94	\$ 29.94	\$ 359.28
CITY OF COACHELLA	603-526-005	84106	AVE CEDRUS	Trash Service	1	\$ 29.94	\$ 29.94	\$ 359.28
CITY OF COACHELLA	603-526-005	84106	AVE CEDRUS	Additional Trash	1	\$ 8.47	\$ 8.47	\$ 101.64
CITY OF COACHELLA	603-526-006	84102	AVE CEDRUS	Trash Service	1	\$ 29.94	\$ 29.94	\$ 359.28
CITY OF COACHELLA	603-526-007	84098	AVE CEDRUS	Trash Service	1	\$ 29.94	\$ 29.94	\$ 359.28
CITY OF COACHELLA	603-526-008	84094	AVE CEDRUS	Trash Service	1	\$ 29.94	\$ 29.94	\$ 359.28
CITY OF COACHELLA	603-526-009	84093	AVE NERIUM	Trash Service	1	\$ 29.94	\$ 29.94	\$ 359.28
CITY OF COACHELLA	603-526-010	84097	AVE NERIUM	Trash Service	1	\$ 29.94	\$ 29.94	\$ 359.28
CITY OF COACHELLA	603-526-011	84101	AVE NERIUM	Trash Service	1	\$ 29.94	\$ 29.94	\$ 359.28
CITY OF COACHELLA	603-526-012	84105	AVE NERIUM	Trash Service	1	\$ 29.94	\$ 29.94	\$ 359.28

City of Coachella Final 2022-23 Tax File

Customer Name	Parcel #	Address	Street	Service Level	Units	Monthly Rate	Total Montly Rate	Annual Rate
CITY OF COACHELLA	603-526-013	84109	AVE NERIUM	Trash Service	1	\$ 29.94	\$ 29.94	\$ 359.28
CITY OF COACHELLA	603-526-014	84113	AVE NERIUM	Trash Service	1	\$ 29.94	\$ 29.94	\$ 359.28
CITY OF COACHELLA	603-526-015	84117	AVE NERIUM	Trash Service	1	\$ 29.94	\$ 29.94	\$ 359.28
CITY OF COACHELLA	603-526-016	84121	AVE NERIUM	Trash Service	1	\$ 29.94	\$ 29.94	\$ 359.28
CITY OF COACHELLA	603-530-001	84381	AVE FLORABUNDA	Trash Service	1	\$ 29.94	\$ 29.94	\$ 359.28
CITY OF COACHELLA	603-530-001	84381	AVE FLORABUNDA	Additional Trash	1	\$ 8.47	\$ 8.47	\$ 101.64
CITY OF COACHELLA	603-530-002	84391	AVE FLORABUNDA	Trash Service	1	\$ 29.94	\$ 29.94	\$ 359.28
CITY OF COACHELLA	603-530-002	84391	AVE FLORABUNDA	Additional Trash	1	\$ 8.47	\$ 8.47	\$ 101.64
CITY OF COACHELLA	603-530-003	84401	AVE FLORABUNDA	Trash Service	1	\$ 29.94	\$ 29.94	\$ 359.28
CITY OF COACHELLA	603-530-004	84411	AVE FLORABUNDA	Trash Service	1	\$ 29.94	\$ 29.94	\$ 359.28
CITY OF COACHELLA	603-530-005	84421	AVE FLORABUNDA	Trash Service	1	\$ 29.94	\$ 29.94	\$ 359.28
CITY OF COACHELLA	603-530-006	84431	AVE FLORABUNDA	Trash Service	1	\$ 29.94	\$ 29.94	\$ 359.28
CITY OF COACHELLA	603-530-007	84441	AVE FLORABUNDA	Trash Service	1	\$ 29.94	\$ 29.94	\$ 359.28
CITY OF COACHELLA	603-530-008	48774	CALLE CANTARA	Trash Service	1	\$ 29.94	\$ 29.94	\$ 359.28
CITY OF COACHELLA	603-530-009	48752	CALLE CANTARA	Trash Service	1	\$ 29.94	\$ 29.94	\$ 359.28
CITY OF COACHELLA	603-530-009	48752	CALLE CANTARA	Additional Trash	1	\$ 8.47	\$ 8.47	\$ 101.64
CITY OF COACHELLA	603-530-010	48730	CALLE CANTARA	Trash Service	1	\$ 29.94	\$ 29.94	\$ 359.28
CITY OF COACHELLA	603-530-010	48730	CALLE CANTARA	Additional Trash	1	\$ 8.47	\$ 8.47	\$ 101.64
CITY OF COACHELLA	603-530-011	48708	CALLE CANTARA	Trash Service	1	\$ 29.94	\$ 29.94	\$ 359.28
CITY OF COACHELLA	603-530-011	48708	CALLE CANTARA	Additional Trash	1	\$ 8.47	\$ 8.47	\$ 101.64
CITY OF COACHELLA	603-530-012	48686	CALLE CANTARA	Trash Service	1	\$ 29.94	\$ 29.94	\$ 359.28
CITY OF COACHELLA	603-530-012	48686	CALLE CANTARA	Additional Trash	1	\$ 8.47	\$ 8.47	\$ 101.64
CITY OF COACHELLA	603-530-013	48664	CALLE CANTARA	Trash Service	1	\$ 29.94	\$ 29.94	\$ 359.28
CITY OF COACHELLA	603-530-014	48642	CALLE CANTARA	Trash Service	1	\$ 29.94	\$ 29.94	\$ 359.28
CITY OF COACHELLA	603-530-015	48620	CALLE CANTARA	Trash Service	1	\$ 29.94	\$ 29.94	\$ 359.28
CITY OF COACHELLA	603-530-015	48620	CALLE CANTARA	Additional Trash	1	\$ 8.47	\$ 8.47	\$ 101.64
CITY OF COACHELLA	603-530-016	48598	CALLE CANTARA	Trash Service	1	\$ 29.94	\$ 29.94	\$ 359.28
CITY OF COACHELLA	603-530-017	48576	CALLE CANTARA	Trash Service	1	\$ 29.94	\$ 29.94	\$ 359.28
CITY OF COACHELLA	603-530-018	48554	CALLE CANTARA	Trash Service	1	\$ 29.94	\$ 29.94	\$ 359.28
CITY OF COACHELLA	603-530-019	48532	CALLE CANTARA	Trash Service	1	\$ 29.94	\$ 29.94	\$ 359.28
CITY OF COACHELLA	603-530-020	48510	CALLE CANTARA	Trash Service	1	\$ 29.94	\$ 29.94	\$ 359.28
CITY OF COACHELLA	603-530-021	48488	CALLE CANTARA	Trash Service	1	\$ 29.94	\$ 29.94	\$ 359.28
CITY OF COACHELLA	603-530-022	48466	CALLE CANTARA	Trash Service	1	\$ 29.94	\$ 29.94	\$ 359.28
CITY OF COACHELLA	603-530-023	84152	AVE NERIUM	Trash Service	1	\$ 29.94	\$ 29.94	\$ 359.28
CITY OF COACHELLA	603-530-024	84148	AVE NERIUM	Trash Service	1	\$ 29.94	\$ 29.94	\$ 359.28
CITY OF COACHELLA	603-530-025	84144	AVE NERIUM	Trash Service	1	\$ 29.94	\$ 29.94	\$ 359.28
CITY OF COACHELLA	603-530-026	84140	AVE NERIUM	Trash Service	1	\$ 29.94	\$ 29.94	\$ 359.28
CITY OF COACHELLA	603-530-027	84136	AVE NERIUM	Trash Service	1	\$ 29.94	\$ 29.94	\$ 359.28
CITY OF COACHELLA	603-530-028	84132	AVE NERIUM	Trash Service	1	\$ 29.94	\$ 29.94	\$ 359.28
CITY OF COACHELLA	603-530-029	84128	AVE NERIUM	Trash Service	1	\$ 29.94	\$ 29.94	\$ 359.28

City of Coachella Final 2022-23 Tax File

Customer Name	Parcel #	Address	Street	Service Level	Units	Monthly Rate	Total Montly Rate	Annual Rate
CITY OF COACHELLA	603-530-030	84124	AVE NERIUM	Trash Service	1	\$ 29.94	\$ 29.94	\$ 359.28
CITY OF COACHELLA	603-530-031	84120	AVE NERIUM	Trash Service	1	\$ 29.94	\$ 29.94	\$ 359.28
CITY OF COACHELLA	603-531-001	48487	CALLE CANTARA	Trash Service	1	\$ 29.94	\$ 29.94	\$ 359.28
CITY OF COACHELLA	603-531-002	48509	CALLE CANTARA	Trash Service	1	\$ 29.94	\$ 29.94	\$ 359.28
CITY OF COACHELLA	603-531-002	48509	CALLE CANTARA	Additional Trash	1	\$ 8.47	\$ 8.47	\$ 101.64
CITY OF COACHELLA	603-531-002	48509	CALLE CANTARA	Additional Recycle	1	\$ 8.47	\$ 8.47	\$ 101.64
CITY OF COACHELLA	603-531-002	48509	CALLE CANTARA	Yard Service	3	\$ 10.01	\$ 30.03	\$ 360.36
CITY OF COACHELLA	603-531-003	48531	CALLE CANTARA	Trash Service	1	\$ 29.94	\$ 29.94	\$ 359.28
CITY OF COACHELLA	603-531-004	48553	CALLE CANTARA	Trash Service	1	\$ 29.94	\$ 29.94	\$ 359.28
CITY OF COACHELLA	603-531-005	48575	CALLE CANTARA	Trash Service	1	\$ 29.94	\$ 29.94	\$ 359.28
CITY OF COACHELLA	603-531-006	48597	CALLE CANTARA	Trash Service	1	\$ 29.94	\$ 29.94	\$ 359.28
CITY OF COACHELLA	603-531-007	48619	CALLE CANTARA	Trash Service	1	\$ 29.94	\$ 29.94	\$ 359.28
CITY OF COACHELLA	603-531-008	48641	CALLE CANTARA	Trash Service	1	\$ 29.94	\$ 29.94	\$ 359.28
CITY OF COACHELLA	603-531-009	48663	CALLE CANTARA	Trash Service	1	\$ 29.94	\$ 29.94	\$ 359.28
CITY OF COACHELLA	603-531-010	48685	CALLE CANTARA	Trash Service	1	\$ 29.94	\$ 29.94	\$ 359.28
CITY OF COACHELLA	603-531-011	48707	CALLE CANTARA	Trash Service	1	\$ 29.94	\$ 29.94	\$ 359.28
CITY OF COACHELLA	603-531-012	48729	CALLE CANTARA	Trash Service	1	\$ 29.94	\$ 29.94	\$ 359.28
CITY OF COACHELLA	603-531-013	48751	CALLE CANTARA	Trash Service	1	\$ 29.94	\$ 29.94	\$ 359.28
CITY OF COACHELLA	603-531-014	48752	CALLE ELDARICA	Trash Service	1	\$ 29.94	\$ 29.94	\$ 359.28
CITY OF COACHELLA	603-531-014	48752	CALLE ELDARICA	Additional Trash	1	\$ 8.47	\$ 8.47	\$ 101.64
CITY OF COACHELLA	603-531-015	48730	CALLE ELDARICA	Trash Service	1	\$ 29.94	\$ 29.94	\$ 359.28
CITY OF COACHELLA	603-531-016	48708	CALLE ELDARICA	Trash Service	1	\$ 29.94	\$ 29.94	\$ 359.28
CITY OF COACHELLA	603-531-016	48708	CALLE ELDARICA	Additional Trash	1	\$ 8.47	\$ 8.47	\$ 101.64
CITY OF COACHELLA	603-531-017	48686	CALLE ELDARICA	Trash Service	1	\$ 29.94	\$ 29.94	\$ 359.28
CITY OF COACHELLA	603-531-017	48686	CALLE ELDARICA	Additional Trash	1	\$ 8.47	\$ 8.47	\$ 101.64
CITY OF COACHELLA	603-531-018	48664	CALLE ELDARICA	Trash Service	1	\$ 29.94	\$ 29.94	\$ 359.28
CITY OF COACHELLA	603-531-019	48644	CALLE ELDARICA	Trash Service	1	\$ 29.94	\$ 29.94	\$ 359.28
CITY OF COACHELLA	603-531-020	48622	CALLE ELDARICA	Trash Service	1	\$ 29.94	\$ 29.94	\$ 359.28
CITY OF COACHELLA	603-531-020	48622	CALLE ELDARICA	Additional Trash	1	\$ 8.47	\$ 8.47	\$ 101.64
CITY OF COACHELLA	603-531-021	48600	CALLE ELDARICA	Trash Service	1	\$ 29.94	\$ 29.94	\$ 359.28
CITY OF COACHELLA	603-531-022	48578	CALLE ELDARICA	Trash Service	1	\$ 29.94	\$ 29.94	\$ 359.28
CITY OF COACHELLA	603-531-023	48556	CALLE ELDARICA	Trash Service	1	\$ 29.94	\$ 29.94	\$ 359.28
CITY OF COACHELLA	603-531-024	48534	CALLE ELDARICA	Trash Service	1	\$ 29.94	\$ 29.94	\$ 359.28
CITY OF COACHELLA	603-531-025	48512	CALLE ELDARICA	Trash Service	1	\$ 29.94	\$ 29.94	\$ 359.28
CITY OF COACHELLA	603-531-026	48490	CALLE ELDARICA	Trash Service	1	\$ 29.94	\$ 29.94	\$ 359.28
CITY OF COACHELLA	603-532-001	48489	CALLE ELDARICA	Trash Service	1	\$ 29.94	\$ 29.94	\$ 359.28
CITY OF COACHELLA	603-532-002	48511	CALLE ELDARICA	Trash Service	1	\$ 29.94	\$ 29.94	\$ 359.28
CITY OF COACHELLA	603-532-003	48533	CALLE ELDARICA	Trash Service	1	\$ 29.94	\$ 29.94	\$ 359.28
CITY OF COACHELLA	603-532-004	48555	CALLE ELDARICA	Trash Service	1	\$ 29.94	\$ 29.94	\$ 359.28
CITY OF COACHELLA	603-532-005	48577	CALLE ELDARICA	Trash Service	1	\$ 29.94	\$ 29.94	\$ 359.28

City of Coachella Final 2022-23 Tax File

Customer Name	Parcel #	Address	Street	Service Level	Units	Monthly Rate	Total Montly Rate	Annual Rate
CITY OF COACHELLA	603-532-005	48577	CALLE ELDARICA	Additional Trash	1	\$ 8.47	\$ 8.47	\$ 101.64
CITY OF COACHELLA	603-532-006	48599	CALLE ELDARICA	Trash Service	1	\$ 29.94	\$ 29.94	\$ 359.28
CITY OF COACHELLA	603-532-006	48599	CALLE ELDARICA	Additional Trash	1	\$ 8.47	\$ 8.47	\$ 101.64
CITY OF COACHELLA	603-532-007	48621	CALLE ELDARICA	Trash Service	1	\$ 29.94	\$ 29.94	\$ 359.28
CITY OF COACHELLA	603-532-007	48621	CALLE ELDARICA	Additional Trash	1	\$ 8.47	\$ 8.47	\$ 101.64
CITY OF COACHELLA	603-532-008	48643	CALLE ELDARICA	Trash Service	1	\$ 29.94	\$ 29.94	\$ 359.28
CITY OF COACHELLA	603-532-009	48665	CALLE ELDARICA	Trash Service	1	\$ 29.94	\$ 29.94	\$ 359.28
CITY OF COACHELLA	603-532-010	48687	CALLE ELDARICA	Trash Service	1	\$ 29.94	\$ 29.94	\$ 359.28
CITY OF COACHELLA	603-532-011	48709	CALLE ELDARICA	Trash Service	1	\$ 29.94	\$ 29.94	\$ 359.28
CITY OF COACHELLA	603-532-012	48731	CALLE ELDARICA	Trash Service	1	\$ 29.94	\$ 29.94	\$ 359.28
CITY OF COACHELLA	603-532-013	48753	CALLE ELDARICA	Trash Service	1	\$ 29.94	\$ 29.94	\$ 359.28
CITY OF COACHELLA	603-532-014	48756	CALLE TECOMARIA	Trash Service	1	\$ 29.94	\$ 29.94	\$ 359.28
CITY OF COACHELLA	603-532-015	48734	CALLE TECOMARIA	Trash Service	1	\$ 29.94	\$ 29.94	\$ 359.28
CITY OF COACHELLA	603-532-016	48712	CALLE TECOMARIA	Trash Service	1	\$ 29.94	\$ 29.94	\$ 359.28
CITY OF COACHELLA	603-532-017	48690	CALLE TECOMARIA	Trash Service	1	\$ 29.94	\$ 29.94	\$ 359.28
CITY OF COACHELLA	603-532-018	48668	CALLE TECOMARIA	Trash Service	1	\$ 29.94	\$ 29.94	\$ 359.28
CITY OF COACHELLA	603-532-018	48668	CALLE TECOMARIA	Additional Trash	1	\$ 8.47	\$ 8.47	\$ 101.64
CITY OF COACHELLA	603-532-019	48646	CALLE TECOMARIA	Trash Service	1	\$ 29.94	\$ 29.94	\$ 359.28
CITY OF COACHELLA	603-532-020	48624	CALLE TECOMARIA	Trash Service	1	\$ 29.94	\$ 29.94	\$ 359.28
CITY OF COACHELLA	603-532-020	48624	CALLE TECOMARIA	Additional Trash	1	\$ 8.47	\$ 8.47	\$ 101.64
CITY OF COACHELLA	603-532-021	48602	CALLE TECOMARIA	Trash Service	1	\$ 29.94	\$ 29.94	\$ 359.28
CITY OF COACHELLA	603-532-022	48580	CALLE TECOMARIA	Trash Service	1	\$ 29.94	\$ 29.94	\$ 359.28
CITY OF COACHELLA	603-532-023	48558	CALLE TECOMARIA	Trash Service	1	\$ 29.94	\$ 29.94	\$ 359.28
CITY OF COACHELLA	603-532-024	48536	CALLE TECOMARIA	Trash Service	1	\$ 29.94	\$ 29.94	\$ 359.28
CITY OF COACHELLA	603-532-025	48514	CALLE TECOMARIA	Trash Service	1	\$ 29.94	\$ 29.94	\$ 359.28
CITY OF COACHELLA	603-532-026	48492	CALLE TECOMARIA	Trash Service	1	\$ 29.94	\$ 29.94	\$ 359.28
CITY OF COACHELLA	603-540-001	49624	SABAL CT	Trash Service	1	\$ 29.94	\$ 29.94	\$ 359.28
CITY OF COACHELLA	603-540-002	49636	SABAL CT	Trash Service	1	\$ 29.94	\$ 29.94	\$ 359.28
CITY OF COACHELLA	603-540-003	49648	SABAL CT	Trash Service	1	\$ 29.94	\$ 29.94	\$ 359.28
CITY OF COACHELLA	603-540-003	49648	SABAL CT	Additional Trash	1	\$ 8.47	\$ 8.47	\$ 101.64
CITY OF COACHELLA	603-540-004	49653	SABAL CT	Trash Service	1	\$ 29.94	\$ 29.94	\$ 359.28
CITY OF COACHELLA	603-540-005	49641	SABAL CT	Trash Service	1	\$ 29.94	\$ 29.94	\$ 359.28
CITY OF COACHELLA	603-540-005	49641	SABAL CT	Additional Recycle	1	\$ 8.47	\$ 8.47	\$ 101.64
CITY OF COACHELLA	603-540-006	49629	SABAL CT	Trash Service	1	\$ 29.94	\$ 29.94	\$ 359.28
CITY OF COACHELLA	603-540-007	49617	SABAL CT	Trash Service	2	\$ 29.94	\$ 59.88	\$ 718.56
CITY OF COACHELLA	603-540-007	49617	SABAL CT	Additional Trash	1	\$ 8.47	\$ 8.47	\$ 101.64
CITY OF COACHELLA	603-540-008	49605	SABAL CT	Trash Service	1	\$ 29.94	\$ 29.94	\$ 359.28
CITY OF COACHELLA	603-540-008	49605	SABAL CT	Additional Trash	1	\$ 8.47	\$ 8.47	\$ 101.64
CITY OF COACHELLA	603-540-009	49608	KENTIA CT	Trash Service	1	\$ 29.94	\$ 29.94	\$ 359.28
CITY OF COACHELLA	603-540-010	49620	KENTIA CT	Trash Service	1	\$ 29.94	\$ 29.94	\$ 359.28

City of Coachella Final 2022-23 Tax File

Customer Name	Parcel #	Address	Street	Service Level	Units	Monthly Rate	Total Montly Rate	Annual Rate
CITY OF COACHELLA	603-540-011	49632	KENTIA CT	Trash Service	1	\$ 29.94	\$ 29.94	\$ 359.28
CITY OF COACHELLA	603-540-011	49632	KENTIA CT	Additional Trash	1	\$ 8.47	\$ 8.47	\$ 101.64
CITY OF COACHELLA	603-540-012	49644	KENTIA CT	Trash Service	1	\$ 29.94	\$ 29.94	\$ 359.28
CITY OF COACHELLA	603-540-013	49656	KENTIA CT	Trash Service	1	\$ 29.94	\$ 29.94	\$ 359.28
CITY OF COACHELLA	603-540-014	49655	KENTIA CT	Trash Service	1	\$ 29.94	\$ 29.94	\$ 359.28
CITY OF COACHELLA	603-540-015	49643	KENTIA CT	Trash Service	1	\$ 29.94	\$ 29.94	\$ 359.28
CITY OF COACHELLA	603-540-016	49631	KENTIA CT	Trash Service	1	\$ 29.94	\$ 29.94	\$ 359.28
CITY OF COACHELLA	603-540-017	49619	KENTIA CT	Trash Service	1	\$ 29.94	\$ 29.94	\$ 359.28
CITY OF COACHELLA	603-540-018	49607	KENTIA CT	Trash Service	1	\$ 29.94	\$ 29.94	\$ 359.28
CITY OF COACHELLA	603-540-021	49610	LIVISTONA CT	Trash Service	1	\$ 29.94	\$ 29.94	\$ 359.28
CITY OF COACHELLA	603-540-022	49622	LIVISTONA CT	Trash Service	1	\$ 29.94	\$ 29.94	\$ 359.28
CITY OF COACHELLA	603-540-023	49634	LIVISTONA CT	Trash Service	1	\$ 29.94	\$ 29.94	\$ 359.28
CITY OF COACHELLA	603-540-024	49646	LIVISTONA CT	Trash Service	1	\$ 29.94	\$ 29.94	\$ 359.28
CITY OF COACHELLA	603-540-025	49658	LIVISTONA CT	Trash Service	1	\$ 29.94	\$ 29.94	\$ 359.28
CITY OF COACHELLA	603-540-026	49657	LIVISTONA CT	Trash Service	1	\$ 29.94	\$ 29.94	\$ 359.28
CITY OF COACHELLA	603-540-026	49657	LIVISTONA CT	Additional Trash	1	\$ 8.47	\$ 8.47	\$ 101.64
CITY OF COACHELLA	603-540-027	49645	LIVISTONA CT	Trash Service	1	\$ 29.94	\$ 29.94	\$ 359.28
CITY OF COACHELLA	603-540-027	49645	LIVISTONA CT	Additional Trash	1	\$ 8.47	\$ 8.47	\$ 101.64
CITY OF COACHELLA	603-540-028	49633	LIVISTONA CT	Trash Service	1	\$ 29.94	\$ 29.94	\$ 359.28
CITY OF COACHELLA	603-540-028	49633	LIVISTONA CT	Additional Trash	1	\$ 8.47	\$ 8.47	\$ 101.64
CITY OF COACHELLA	603-540-029	49621	LIVISTONA CT	Trash Service	1	\$ 29.94	\$ 29.94	\$ 359.28
CITY OF COACHELLA	603-540-029	49621	LIVISTONA CT	Additional Trash	1	\$ 8.47	\$ 8.47	\$ 101.64
CITY OF COACHELLA	603-540-030	49609	LIVISTONA CT	Trash Service	1	\$ 29.94	\$ 29.94	\$ 359.28
CITY OF COACHELLA	603-540-030	49609	LIVISTONA CT	Additional Trash	1	\$ 8.47	\$ 8.47	\$ 101.64
CITY OF COACHELLA	603-540-030	49609	LIVISTONA CT	Additional Recycle	1	\$ 8.47	\$ 8.47	\$ 101.64
CITY OF COACHELLA	603-540-031	49612	PHOENIX AVE	Trash Service	1	\$ 29.94	\$ 29.94	\$ 359.28
CITY OF COACHELLA	603-540-031	49612	PHOENIX AVE	Additional Trash	2	\$ 8.47	\$ 16.94	\$ 203.28
CITY OF COACHELLA	603-540-032	49624	PHOENIX AVE	Trash Service	1	\$ 29.94	\$ 29.94	\$ 359.28
CITY OF COACHELLA	603-540-032	49624	PHOENIX AVE	Additional Trash	1	\$ 8.47	\$ 8.47	\$ 101.64
CITY OF COACHELLA	603-540-033	49634	PHOENIX AVE	Trash Service	1	\$ 29.94	\$ 29.94	\$ 359.28
CITY OF COACHELLA	603-540-033	49634	PHOENIX AVE	Additional Trash	1	\$ 8.47	\$ 8.47	\$ 101.64
CITY OF COACHELLA	603-540-034	49646	PHOENIX AVE	Trash Service	1	\$ 29.94	\$ 29.94	\$ 359.28
CITY OF COACHELLA	603-540-035	84437	PHOENIX AVE	Trash Service	1	\$ 29.94	\$ 29.94	\$ 359.28
CITY OF COACHELLA	603-540-036	84425	PHOENIX AVE	Trash Service	1	\$ 29.94	\$ 29.94	\$ 359.28
CITY OF COACHELLA	603-540-036	84425	PHOENIX AVE	Additional Trash	1	\$ 8.47	\$ 8.47	\$ 101.64
CITY OF COACHELLA	603-540-037	84413	PHOENIX AVE	Trash Service	1	\$ 29.94	\$ 29.94	\$ 359.28
CITY OF COACHELLA	603-540-038	84401	PHOENIX AVE	Trash Service	1	\$ 29.94	\$ 29.94	\$ 359.28
CITY OF COACHELLA	603-540-038	84401	PHOENIX AVE	Additional Trash	1	\$ 8.47	\$ 8.47	\$ 101.64
CITY OF COACHELLA	603-540-039	84389	PHOENIX AVE	Trash Service	1	\$ 29.94	\$ 29.94	\$ 359.28
CITY OF COACHELLA	603-540-040	84377	PHOENIX AVE	Trash Service	1	\$ 29.94	\$ 29.94	\$ 359.28

City of Coachella Final 2022-23 Tax File

Customer Name	Parcel #	Address	Street	Service Level	Units	Monthly Rate	Total Montly Rate	Annual Rate
CITY OF COACHELLA	603-540-040	84377	PHOENIX AVE	Additional Trash	1	\$ 8.47	\$ 8.47	\$ 101.64
CITY OF COACHELLA	603-541-001	49611	PHOENIX AVE	Trash Service	1	\$ 29.94	\$ 29.94	\$ 359.28
CITY OF COACHELLA	603-541-001	49611	PHOENIX AVE	Additional Trash	1	\$ 8.47	\$ 8.47	\$ 101.64
CITY OF COACHELLA	603-541-002	49623	PHOENIX AVE	Trash Service	1	\$ 29.94	\$ 29.94	\$ 359.28
CITY OF COACHELLA	603-541-002	49623	PHOENIX AVE	Additional Trash	1	\$ 8.47	\$ 8.47	\$ 101.64
CITY OF COACHELLA	603-541-003	84426	PHOENIX AVE	Trash Service	1	\$ 29.94	\$ 29.94	\$ 359.28
CITY OF COACHELLA	603-541-004	84414	PHOENIX AVE	Trash Service	1	\$ 29.94	\$ 29.94	\$ 359.28
CITY OF COACHELLA	603-550-001	84390	PHOENIX AVE	Trash Service	1	\$ 29.94	\$ 29.94	\$ 359.28
CITY OF COACHELLA	603-550-001	84390	PHOENIX AVE	Additional Trash	1	\$ 8.47	\$ 8.47	\$ 101.64
CITY OF COACHELLA	603-550-002	84378	PHOENIX AVE	Trash Service	1	\$ 29.94	\$ 29.94	\$ 359.28
CITY OF COACHELLA	603-550-002	84378	PHOENIX AVE	Additional Trash	1	\$ 8.47	\$ 8.47	\$ 101.64
CITY OF COACHELLA	603-550-003	84366	PHOENIX CT	Trash Service	1	\$ 29.94	\$ 29.94	\$ 359.28
CITY OF COACHELLA	603-550-004	84354	PHOENIX CT	Trash Service	1	\$ 29.94	\$ 29.94	\$ 359.28
CITY OF COACHELLA	603-550-005	84342	PHOENIX CT	Trash Service	1	\$ 29.94	\$ 29.94	\$ 359.28
CITY OF COACHELLA	603-550-006	84330	PHOENIX CT	Trash Service	1	\$ 29.94	\$ 29.94	\$ 359.28
CITY OF COACHELLA	603-550-007	84318	PHOENIX CT	Trash Service	1	\$ 29.94	\$ 29.94	\$ 359.28
CITY OF COACHELLA	603-550-007	84318	PHOENIX CT	Additional Trash	1	\$ 8.47	\$ 8.47	\$ 101.64
CITY OF COACHELLA	603-550-008	84306	PHOENIX CT	Trash Service	1	\$ 29.94	\$ 29.94	\$ 359.28
CITY OF COACHELLA	603-550-009	84294	PHOENIX CT	Trash Service	1	\$ 29.94	\$ 29.94	\$ 359.28
CITY OF COACHELLA	603-550-010	84282	PHOENIX CT	Trash Service	1	\$ 29.94	\$ 29.94	\$ 359.28
CITY OF COACHELLA	603-550-011	84295	PHOENIX CT	Trash Service	1	\$ 29.94	\$ 29.94	\$ 359.28
CITY OF COACHELLA	603-550-011	84295	PHOENIX CT	Additional Trash	1	\$ 8.47	\$ 8.47	\$ 101.64
CITY OF COACHELLA	603-550-012	84307	PHOENIX CT	Trash Service	1	\$ 29.94	\$ 29.94	\$ 359.28
CITY OF COACHELLA	603-550-013	84317	PHOENIX CT	Trash Service	1	\$ 29.94	\$ 29.94	\$ 359.28
CITY OF COACHELLA	603-550-014	84329	PHOENIX CT	Trash Service	1	\$ 29.94	\$ 29.94	\$ 359.28
CITY OF COACHELLA	603-550-015	84341	PHOENIX CT	Trash Service	1	\$ 29.94	\$ 29.94	\$ 359.28
CITY OF COACHELLA	603-550-016	84353	PHOENIX CT	Trash Service	1	\$ 29.94	\$ 29.94	\$ 359.28
CITY OF COACHELLA	603-550-017	84365	PHOENIX CT	Trash Service	1	\$ 29.94	\$ 29.94	\$ 359.28
CITY OF COACHELLA	603-550-017	84365	PHOENIX CT	Additional Trash	1	\$ 8.47	\$ 8.47	\$ 101.64
CITY OF COACHELLA	603-550-018	84364	RHAPIS CT	Trash Service	1	\$ 29.94	\$ 29.94	\$ 359.28
CITY OF COACHELLA	603-550-018	84364	RHAPIS CT	Additional Trash	1	\$ 8.47	\$ 8.47	\$ 101.64
CITY OF COACHELLA	603-550-019	84352	RHAPIS CT	Trash Service	1	\$ 29.94	\$ 29.94	\$ 359.28
CITY OF COACHELLA	603-550-019	84352	RHAPIS CT	Additional Trash	1	\$ 8.47	\$ 8.47	\$ 101.64
CITY OF COACHELLA	603-550-020	84340	RHAPIS CT	Trash Service	1	\$ 29.94	\$ 29.94	\$ 359.28
CITY OF COACHELLA	603-550-021	84328	RHAPIS CT	Trash Service	1	\$ 29.94	\$ 29.94	\$ 359.28
CITY OF COACHELLA	603-550-022	84316	RHAPIS CT	Trash Service	1	\$ 29.94	\$ 29.94	\$ 359.28
CITY OF COACHELLA	603-550-023	84304	RHAPIS CT	Trash Service	1	\$ 29.94	\$ 29.94	\$ 359.28
CITY OF COACHELLA	603-550-024	84292	RHAPIS CT	Trash Service	1	\$ 29.94	\$ 29.94	\$ 359.28
CITY OF COACHELLA	603-550-025	84280	RHAPIS CT	Trash Service	1	\$ 29.94	\$ 29.94	\$ 359.28
CITY OF COACHELLA	603-550-025	84280	RHAPIS CT	Additional Recycle	1	\$ 8.47	\$ 8.47	\$ 101.64

City of Coachella Final 2022-23 Tax File

Customer Name	Parcel #	Address	Street	Service Level	Units	Monthly Rate	Total Montly Rate	Annual Rate
CITY OF COACHELLA	603-550-026	84285	RHAPIS CT	Trash Service	1	\$ 29.94	\$ 29.94	\$ 359.28
CITY OF COACHELLA	603-550-027	84303	RHAPIS CT	Trash Service	1	\$ 29.94	\$ 29.94	\$ 359.28
CITY OF COACHELLA	603-550-028	84315	RHAPIS CT	Trash Service	1	\$ 29.94	\$ 29.94	\$ 359.28
CITY OF COACHELLA	603-550-029	84327	RHAPIS CT	Trash Service	1	\$ 29.94	\$ 29.94	\$ 359.28
CITY OF COACHELLA	603-550-029	84327	RHAPIS CT	Additional Trash	1	\$ 8.47	\$ 8.47	\$ 101.64
CITY OF COACHELLA	603-550-030	84339	RHAPIS CT	Trash Service	1	\$ 29.94	\$ 29.94	\$ 359.28
CITY OF COACHELLA	603-550-030	84339	RHAPIS CT	Additional Trash	1	\$ 8.47	\$ 8.47	\$ 101.64
CITY OF COACHELLA	603-550-031	84351	RHAPIS CT	Trash Service	1	\$ 29.94	\$ 29.94	\$ 359.28
CITY OF COACHELLA	603-550-032	84363	RHAPIS CT	Trash Service	1	\$ 29.94	\$ 29.94	\$ 359.28
CITY OF COACHELLA	603-550-033	84362	QUEEN CT	Trash Service	1	\$ 29.94	\$ 29.94	\$ 359.28
CITY OF COACHELLA	603-550-034	84350	QUEEN CT	Trash Service	1	\$ 29.94	\$ 29.94	\$ 359.28
CITY OF COACHELLA	603-550-035	84338	QUEEN CT	Trash Service	1	\$ 29.94	\$ 29.94	\$ 359.28
CITY OF COACHELLA	603-550-036	84326	QUEEN CT	Trash Service	1	\$ 29.94	\$ 29.94	\$ 359.28
CITY OF COACHELLA	603-550-037	84314	QUEEN CT	Trash Service	1	\$ 29.94	\$ 29.94	\$ 359.28
CITY OF COACHELLA	603-550-038	84302	QUEEN CT	Trash Service	1	\$ 29.94	\$ 29.94	\$ 359.28
CITY OF COACHELLA	603-550-038	84302	QUEEN CT	Additional Trash	1	\$ 8.47	\$ 8.47	\$ 101.64
CITY OF COACHELLA	603-550-038	84302	QUEEN CT	Additional Recycle	1	\$ 8.47	\$ 8.47	\$ 101.64
CITY OF COACHELLA	603-550-039	84299	QUEEN CT	Trash Service	1	\$ 29.94	\$ 29.94	\$ 359.28
CITY OF COACHELLA	603-550-040	84311	QUEEN CT	Trash Service	1	\$ 29.94	\$ 29.94	\$ 359.28
CITY OF COACHELLA	603-550-041	84323	QUEEN CT	Trash Service	1	\$ 29.94	\$ 29.94	\$ 359.28
CITY OF COACHELLA	603-550-042	84335	QUEEN CT	Trash Service	1	\$ 29.94	\$ 29.94	\$ 359.28
CITY OF COACHELLA	603-550-043	84347	QUEEN CT	Trash Service	1	\$ 29.94	\$ 29.94	\$ 359.28
CITY OF COACHELLA	603-550-044	84359	QUEEN CT	Trash Service	1	\$ 29.94	\$ 29.94	\$ 359.28
CITY OF COACHELLA	603-550-045	84360	KING CT	Trash Service	1	\$ 29.94	\$ 29.94	\$ 359.28
CITY OF COACHELLA	603-550-046	84348	KING CT	Trash Service	1	\$ 29.94	\$ 29.94	\$ 359.28
CITY OF COACHELLA	603-550-047	84336	KING CT	Trash Service	1	\$ 29.94	\$ 29.94	\$ 359.28
CITY OF COACHELLA	603-550-048	84324	KING CT	Trash Service	1	\$ 29.94	\$ 29.94	\$ 359.28
CITY OF COACHELLA	603-550-049	84312	KING CT	Trash Service	1	\$ 29.94	\$ 29.94	\$ 359.28
CITY OF COACHELLA	603-550-050	84300	KING CT	Trash Service	1	\$ 29.94	\$ 29.94	\$ 359.28
CITY OF COACHELLA	603-550-051	84301	KING CT	Trash Service	1	\$ 29.94	\$ 29.94	\$ 359.28
CITY OF COACHELLA	603-550-052	84313	KING CT	Trash Service	1	\$ 29.94	\$ 29.94	\$ 359.28
CITY OF COACHELLA	603-550-053	84325	KING CT	Trash Service	1	\$ 29.94	\$ 29.94	\$ 359.28
CITY OF COACHELLA	603-550-054	84337	KING CT	Trash Service	1	\$ 29.94	\$ 29.94	\$ 359.28
CITY OF COACHELLA	603-550-055	84349	KING CT	Trash Service	1	\$ 29.94	\$ 29.94	\$ 359.28
CITY OF COACHELLA	603-550-056	84361	KING CT	Trash Service	1	\$ 29.94	\$ 29.94	\$ 359.28
CITY OF COACHELLA	603-550-056	84361	KING CT	Additional Trash	1	\$ 8.47	\$ 8.47	\$ 101.64
CITY OF COACHELLA	603-550-057	84358	ROYAL CT	Trash Service	1	\$ 29.94	\$ 29.94	\$ 359.28
CITY OF COACHELLA	603-550-058	84346	ROYAL CT	Trash Service	1	\$ 29.94	\$ 29.94	\$ 359.28
CITY OF COACHELLA	603-550-059	84334	ROYAL CT	Trash Service	1	\$ 29.94	\$ 29.94	\$ 359.28
CITY OF COACHELLA	603-550-060	84322	ROYAL CT	Trash Service	1	\$ 29.94	\$ 29.94	\$ 359.28

City of Coachella Final 2022-23 Tax File

Customer Name	Parcel #	Address	Street	Service Level	Units	Monthly Rate	Total Montly Rate	Annual Rate
CITY OF COACHELLA	603-550-061	84310	ROYAL CT	Trash Service	1	\$ 29.94	\$ 29.94	\$ 359.28
CITY OF COACHELLA	603-550-062	84298	ROYAL CT	Trash Service	1	\$ 29.94	\$ 29.94	\$ 359.28
CITY OF COACHELLA	603-550-062	84298	ROYAL CT	Additional Trash	1	\$ 8.47	\$ 8.47	\$ 101.64
CITY OF COACHELLA	603-550-063	84299	ROYAL CT	Trash Service	1	\$ 29.94	\$ 29.94	\$ 359.28
CITY OF COACHELLA	603-550-063	84299	ROYAL CT	Additional Recycle	1	\$ 8.47	\$ 8.47	\$ 101.64
CITY OF COACHELLA	603-550-064	84311	ROYAL CT	Trash Service	1	\$ 29.94	\$ 29.94	\$ 359.28
CITY OF COACHELLA	603-550-065	84323	ROYAL CT	Trash Service	1	\$ 29.94	\$ 29.94	\$ 359.28
CITY OF COACHELLA	603-550-066	84335	ROYAL CT	Trash Service	1	\$ 29.94	\$ 29.94	\$ 359.28
CITY OF COACHELLA	603-550-066	84335	ROYAL CT	Additional Trash	1	\$ 8.47	\$ 8.47	\$ 101.64
CITY OF COACHELLA	603-550-067	84347	ROYAL CT	Trash Service	1	\$ 29.94	\$ 29.94	\$ 359.28
CITY OF COACHELLA	603-550-068	84359	ROYAL CT	Trash Service	1	\$ 29.94	\$ 29.94	\$ 359.28
CITY OF COACHELLA	603-550-068	84359	ROYAL CT	Additional Trash	1	\$ 8.47	\$ 8.47	\$ 101.64
CITY OF COACHELLA	603-551-001	49636	WASHINGTONIA AV	Trash Service	1	\$ 29.94	\$ 29.94	\$ 359.28
CITY OF COACHELLA	603-551-002	49660	WASHINGTONIA AV	Trash Service	1	\$ 29.94	\$ 29.94	\$ 359.28
CITY OF COACHELLA	603-551-003	49684	WASHINGTONIA AV	Trash Service	1	\$ 29.94	\$ 29.94	\$ 359.28
CITY OF COACHELLA	603-551-004	49708	WASHINGTONIA AV	Trash Service	1	\$ 29.94	\$ 29.94	\$ 359.28
CITY OF COACHELLA	603-551-004	49708	WASHINGTONIA AV	Additional Green	1	\$ 8.47	\$ 8.47	\$ 101.64
CITY OF COACHELLA	603-551-005	49732	WASHINGTONIA AV	Trash Service	1	\$ 29.94	\$ 29.94	\$ 359.28
CITY OF COACHELLA	603-551-005	49732	WASHINGTONIA AV	Additional Trash	1	\$ 8.47	\$ 8.47	\$ 101.64
CITY OF COACHELLA	603-551-006	49756	WASHINGTONIA AV	Trash Service	1	\$ 29.94	\$ 29.94	\$ 359.28
CITY OF COACHELLA	603-551-006	49756	WASHINGTONIA AV	Additional Trash	1	\$ 8.47	\$ 8.47	\$ 101.64
CITY OF COACHELLA	603-551-007	49780	WASHINGTONIA AV	Trash Service	1	\$ 29.94	\$ 29.94	\$ 359.28
CITY OF COACHELLA	603-551-007	49780	WASHINGTONIA AV	Additional Trash	1	\$ 8.47	\$ 8.47	\$ 101.64
CITY OF COACHELLA	603-551-008	49804	WASHINGTONIA AV	Trash Service	1	\$ 29.94	\$ 29.94	\$ 359.28
CITY OF COACHELLA	603-551-008	49804	WASHINGTONIA AV	Additional Trash	1	\$ 8.47	\$ 8.47	\$ 101.64
CITY OF COACHELLA	603-551-009	49828	WASHINGTONIA AV	Trash Service	1	\$ 29.94	\$ 29.94	\$ 359.28
CITY OF COACHELLA	603-551-010	49852	WASHINGTONIA AV	Trash Service	1	\$ 29.94	\$ 29.94	\$ 359.28
CITY OF COACHELLA	603-551-011	49876	WASHINGTONIA AV	Trash Service	1	\$ 29.94	\$ 29.94	\$ 359.28
CITY OF COACHELLA	603-551-011	49876	WASHINGTONIA AV	Additional Trash	1	\$ 8.47	\$ 8.47	\$ 101.64
CITY OF COACHELLA	603-551-012	49900	WASHINGTONIA AV	Trash Service	1	\$ 29.94	\$ 29.94	\$ 359.28
CITY OF COACHELLA	603-551-012	49900	WASHINGTONIA AV	Additional Trash	1	\$ 8.47	\$ 8.47	\$ 101.64
CITY OF COACHELLA	603-551-013	49924	WASHINGTONIA AV	Trash Service	1	\$ 29.94	\$ 29.94	\$ 359.28
CITY OF COACHELLA	603-551-014	49948	WASHINGTONIA AV	Trash Service	1	\$ 29.94	\$ 29.94	\$ 359.28
CITY OF COACHELLA	603-551-014	49948	WASHINGTONIA AV	Additional Trash	1	\$ 8.47	\$ 8.47	\$ 101.64
CITY OF COACHELLA	603-551-015	49972	WASHINGTONIA AV	Trash Service	1	\$ 29.94	\$ 29.94	\$ 359.28
CITY OF COACHELLA	603-551-016	49996	WASHINGTONIA AV	Trash Service	1	\$ 29.94	\$ 29.94	\$ 359.28
CITY OF COACHELLA	603-560-001	49898	REDONDO PONIENT	Trash Service	1	\$ 29.94	\$ 29.94	\$ 359.28
CITY OF COACHELLA	603-560-002	49860	REDONDO PONIENT	Trash Service	1	\$ 29.94	\$ 29.94	\$ 359.28
CITY OF COACHELLA	603-560-003	49822	REDONDO PONIENT	Trash Service	1	\$ 29.94	\$ 29.94	\$ 359.28
CITY OF COACHELLA	603-560-003	49822	REDONDO PONIENT	Additional Trash	1	\$ 8.47	\$ 8.47	\$ 101.64

City of Coachella Final 2022-23 Tax File

Customer Name	Parcel #	Address	Street	Service Level	Units	Monthly Rate	Total Montly Rate	Annual Rate
CITY OF COACHELLA	603-560-004	49784	REDONDO PONIENT	Trash Service	1	\$ 29.94	\$ 29.94	\$ 359.28
CITY OF COACHELLA	603-560-005	49746	REDONDO PONIENT	Trash Service	1	\$ 29.94	\$ 29.94	\$ 359.28
CITY OF COACHELLA	603-560-006	49708	REDONDO PONIENT	Trash Service	1	\$ 29.94	\$ 29.94	\$ 359.28
CITY OF COACHELLA	603-560-007	49670	REDONDO PONIENT	Trash Service	1	\$ 29.94	\$ 29.94	\$ 359.28
CITY OF COACHELLA	603-560-008	49632	REDONDO PONIENT	Trash Service	1	\$ 29.94	\$ 29.94	\$ 359.28
CITY OF COACHELLA	603-560-009	49594	REDONDO PONIENT	Trash Service	1	\$ 29.94	\$ 29.94	\$ 359.28
CITY OF COACHELLA	603-560-010	49953	CORTE MOLINO	Trash Service	1	\$ 29.94	\$ 29.94	\$ 359.28
CITY OF COACHELLA	603-560-011	49631	CORTE MOLINO	Trash Service	1	\$ 29.94	\$ 29.94	\$ 359.28
CITY OF COACHELLA	603-560-012	49699	CORTE MOLINO	Trash Service	1	\$ 29.94	\$ 29.94	\$ 359.28
CITY OF COACHELLA	603-560-013	49707	CORTE MOLINO	Trash Service	1	\$ 29.94	\$ 29.94	\$ 359.28
CITY OF COACHELLA	603-560-014	49706	CORTE MOLINO	Trash Service	1	\$ 29.94	\$ 29.94	\$ 359.28
CITY OF COACHELLA	603-560-015	49668	CORTE MOLINO	Trash Service	1	\$ 29.94	\$ 29.94	\$ 359.28
CITY OF COACHELLA	603-560-016	49630	CORTE MOLINO	Trash Service	1	\$ 29.94	\$ 29.94	\$ 359.28
CITY OF COACHELLA	603-560-017	49592	CORTE MOLINO	Trash Service	1	\$ 29.94	\$ 29.94	\$ 359.28
CITY OF COACHELLA	603-560-018	49591	CALLE QUINTERRA	Trash Service	1	\$ 29.94	\$ 29.94	\$ 359.28
CITY OF COACHELLA	603-560-019	49629	CALLE QUINTERRA	Trash Service	1	\$ 29.94	\$ 29.94	\$ 359.28
CITY OF COACHELLA	603-560-020	49667	CALLE QUINTERRA	Trash Service	1	\$ 29.94	\$ 29.94	\$ 359.28
CITY OF COACHELLA	603-560-021	49705	CALLE QUINTERRA	Trash Service	1	\$ 29.94	\$ 29.94	\$ 359.28
CITY OF COACHELLA	603-560-022	49743	CALLE QUINTERRA	Trash Service	1	\$ 29.94	\$ 29.94	\$ 359.28
CITY OF COACHELLA	603-560-023	84364	CORTE SANTOS	Trash Service	1	\$ 29.94	\$ 29.94	\$ 359.28
CITY OF COACHELLA	603-560-023	84364	CORTE SANTOS	Additional Trash	1	\$ 8.47	\$ 8.47	\$ 101.64
CITY OF COACHELLA	603-560-024	84352	CORTE SANTOS	Trash Service	1	\$ 29.94	\$ 29.94	\$ 359.28
CITY OF COACHELLA	603-560-025	84340	CORTE SANTOS	Trash Service	1	\$ 29.94	\$ 29.94	\$ 359.28
CITY OF COACHELLA	603-560-026	84328	CORTE SANTOS	Trash Service	1	\$ 29.94	\$ 29.94	\$ 359.28
CITY OF COACHELLA	603-560-027	84327	CORTE SANTOS	Trash Service	1	\$ 29.94	\$ 29.94	\$ 359.28
CITY OF COACHELLA	603-560-028	84339	CORTE SANTOS	Trash Service	1	\$ 29.94	\$ 29.94	\$ 359.28
CITY OF COACHELLA	603-560-028	84339	CORTE SANTOS	Additional Trash	1	\$ 8.47	\$ 8.47	\$ 101.64
CITY OF COACHELLA	603-560-029	84351	CORTE SANTOS	Trash Service	1	\$ 29.94	\$ 29.94	\$ 359.28
CITY OF COACHELLA	603-560-030	84363	CORTE SANTOS	Trash Service	1	\$ 29.94	\$ 29.94	\$ 359.28
CITY OF COACHELLA	603-561-001	84402	REDONDO NORTE	Trash Service	1	\$ 29.94	\$ 29.94	\$ 359.28
CITY OF COACHELLA	603-561-002	84390	REDONDO NORTE	Trash Service	1	\$ 29.94	\$ 29.94	\$ 359.28
CITY OF COACHELLA	603-561-003	84378	REDONDO NORTE	Trash Service	1	\$ 29.94	\$ 29.94	\$ 359.28
CITY OF COACHELLA	603-561-003	84378	REDONDO NORTE	Additional Trash	1	\$ 8.47	\$ 8.47	\$ 101.64
CITY OF COACHELLA	603-561-004	84366	REDONDO NORTE	Trash Service	1	\$ 29.94	\$ 29.94	\$ 359.28
CITY OF COACHELLA	603-561-005	84354	REDONDO NORTE	Trash Service	1	\$ 29.94	\$ 29.94	\$ 359.28
CITY OF COACHELLA	603-561-006	84342	REDONDO NORTE	Trash Service	1	\$ 29.94	\$ 29.94	\$ 359.28
CITY OF COACHELLA	603-561-007	84330	REDONDO NORTE	Trash Service	1	\$ 29.94	\$ 29.94	\$ 359.28
CITY OF COACHELLA	603-561-008	84318	REDONDO NORTE	Trash Service	1	\$ 29.94	\$ 29.94	\$ 359.28
CITY OF COACHELLA	603-561-008	84318	REDONDO NORTE	Additional Trash	1	\$ 8.47	\$ 8.47	\$ 101.64
CITY OF COACHELLA	603-561-009	84306	REDONDO NORTE	Trash Service	1	\$ 29.94	\$ 29.94	\$ 359.28

City of Coachella Final 2022-23 Tax File

Customer Name	Parcel #	Address	Street	Service Level	Units	Monthly Rate	Total Montly Rate	Annual Rate
CITY OF COACHELLA	603-561-010	84294	REDONDO NORTE	Trash Service	1	\$ 29.94	\$ 29.94	\$ 359.28
CITY OF COACHELLA	603-561-010	84294	REDONDO NORTE	Additional Trash	1	\$ 8.47	\$ 8.47	\$ 101.64
CITY OF COACHELLA	603-561-011	49519	REDONDO PONIENT	Trash Service	1	\$ 29.94	\$ 29.94	\$ 359.28
CITY OF COACHELLA	603-561-011	49519	REDONDO PONIENT	Additional Trash	1	\$ 8.47	\$ 8.47	\$ 101.64
CITY OF COACHELLA	603-561-012	49557	REDONDO PONIENT	Trash Service	1	\$ 29.94	\$ 29.94	\$ 359.28
CITY OF COACHELLA	603-561-013	49595	REDONDO PONIENT	Trash Service	1	\$ 29.94	\$ 29.94	\$ 359.28
CITY OF COACHELLA	603-561-014	49633	REDONDO PONIENT	Trash Service	1	\$ 29.94	\$ 29.94	\$ 359.28
CITY OF COACHELLA	603-561-015	49671	REDONDO PONIENT	Trash Service	1	\$ 29.94	\$ 29.94	\$ 359.28
CITY OF COACHELLA	603-561-015	49671	REDONDO PONIENT	Additional Trash	1	\$ 8.47	\$ 8.47	\$ 101.64
CITY OF COACHELLA	603-561-016	49709	REDONDO PONIENT	Trash Service	1	\$ 29.94	\$ 29.94	\$ 359.28
CITY OF COACHELLA	603-561-017	49747	REDONDO PONIENT	Trash Service	1	\$ 29.94	\$ 29.94	\$ 359.28
CITY OF COACHELLA	603-561-018	49785	REDONDO PONIENT	Trash Service	1	\$ 29.94	\$ 29.94	\$ 359.28
CITY OF COACHELLA	603-561-019	49823	REDONDO PONIENT	Trash Service	1	\$ 29.94	\$ 29.94	\$ 359.28
CITY OF COACHELLA	603-561-020	49861	REDONDO PONIENT	Trash Service	1	\$ 29.94	\$ 29.94	\$ 359.28
CITY OF COACHELLA	603-561-021	49899	REDONDO PONIENT	Trash Service	1	\$ 29.94	\$ 29.94	\$ 359.28
CITY OF COACHELLA	603-561-022	49937	REDONDO PONIENT	Trash Service	1	\$ 29.94	\$ 29.94	\$ 359.28
CITY OF COACHELLA	603-561-022	49937	REDONDO PONIENT	Additional Trash	1	\$ 8.47	\$ 8.47	\$ 101.64
CITY OF COACHELLA	603-561-023	49971	REDONDO PONIENT	Trash Service	1	\$ 29.94	\$ 29.94	\$ 359.28
CITY OF COACHELLA	603-561-024	84293	REDONDO SUR	Trash Service	1	\$ 29.94	\$ 29.94	\$ 359.28
CITY OF COACHELLA	603-561-025	84305	REDONDO SUR	Trash Service	1	\$ 29.94	\$ 29.94	\$ 359.28
CITY OF COACHELLA	603-561-026	84317	REDONDO SUR	Trash Service	1	\$ 29.94	\$ 29.94	\$ 359.28
CITY OF COACHELLA	603-561-027	84329	REDONDO SUR	Trash Service	1	\$ 29.94	\$ 29.94	\$ 359.28
CITY OF COACHELLA	603-561-028	84341	REDONDO SUR	Trash Service	1	\$ 29.94	\$ 29.94	\$ 359.28
CITY OF COACHELLA	603-561-029	84353	REDONDO SUR	Trash Service	1	\$ 29.94	\$ 29.94	\$ 359.28
CITY OF COACHELLA	603-561-030	84365	REDONDO SUR	Trash Service	1	\$ 29.94	\$ 29.94	\$ 359.28
CITY OF COACHELLA	603-570-001	49896	CALLE QUINTERRA	Trash Service	1	\$ 29.94	\$ 29.94	\$ 359.28
CITY OF COACHELLA	603-570-001	49896	CALLE QUINTERRA	Yard Service	1	\$ 10.01	\$ 10.01	\$ 120.12
CITY OF COACHELLA	603-570-002	49858	CALLE QUINTERRA	Trash Service	1	\$ 29.94	\$ 29.94	\$ 359.28
CITY OF COACHELLA	603-570-003	49820	CALLE QUINTERRA	Trash Service	1	\$ 29.94	\$ 29.94	\$ 359.28
CITY OF COACHELLA	603-570-004	49782	CALLE QUINTERRA	Trash Service	1	\$ 29.94	\$ 29.94	\$ 359.28
CITY OF COACHELLA	603-570-005	49744	CALLE QUINTERRA	Trash Service	1	\$ 29.94	\$ 29.94	\$ 359.28
CITY OF COACHELLA	603-570-006	84414	CORTE LORETO	Trash Service	1	\$ 29.94	\$ 29.94	\$ 359.28
CITY OF COACHELLA	603-570-007	84413	CORTE LORETO	Trash Service	1	\$ 29.94	\$ 29.94	\$ 359.28
CITY OF COACHELLA	603-570-007	84413	CORTE LORETO	Additional Trash	1	\$ 8.47	\$ 8.47	\$ 101.64
CITY OF COACHELLA	603-570-008	84425	CORTE LORETO	Trash Service	1	\$ 29.94	\$ 29.94	\$ 359.28
CITY OF COACHELLA	603-570-009	84437	CORTE LORETO	Trash Service	1	\$ 29.94	\$ 29.94	\$ 359.28
CITY OF COACHELLA	603-570-010	84449	CORTE LORETO	Trash Service	1	\$ 29.94	\$ 29.94	\$ 359.28
CITY OF COACHELLA	603-570-011	84450	CORTE LORETO	Trash Service	1	\$ 29.94	\$ 29.94	\$ 359.28
CITY OF COACHELLA	603-570-012	84438	CORTE LORETO	Trash Service	1	\$ 29.94	\$ 29.94	\$ 359.28
CITY OF COACHELLA	603-570-013	84426	CORTE LORETO	Trash Service	1	\$ 29.94	\$ 29.94	\$ 359.28

City of Coachella Final 2022-23 Tax File

Customer Name	Parcel #	Address	Street	Service Level	Units	Monthly Rate	Total Montly Rate	Annual Rate
CITY OF COACHELLA	603-570-014	49897	CORTE PERCEBE	Trash Service	1	\$ 29.94	\$ 29.94	\$ 359.28
CITY OF COACHELLA	603-570-015	49859	CORTE PERCEBE	Trash Service	1	\$ 29.94	\$ 29.94	\$ 359.28
CITY OF COACHELLA	603-570-016	49821	CORTE PERCEBE	Trash Service	1	\$ 29.94	\$ 29.94	\$ 359.28
CITY OF COACHELLA	603-570-016	49821	CORTE PERCEBE	Additional Trash	1	\$ 8.47	\$ 8.47	\$ 101.64
CITY OF COACHELLA	603-570-017	49783	CORTE PERCEBE	Trash Service	1	\$ 29.94	\$ 29.94	\$ 359.28
CITY OF COACHELLA	603-570-017	49783	CORTE PERCEBE	Additional Recycle	1	\$ 8.47	\$ 8.47	\$ 101.64
CITY OF COACHELLA	603-570-018	49820	CORTE PERCEBE	Trash Service	1	\$ 29.94	\$ 29.94	\$ 359.28
CITY OF COACHELLA	603-570-018	49820	CORTE PERCEBE	Additional Recycle	1	\$ 8.47	\$ 8.47	\$ 101.64
CITY OF COACHELLA	603-570-019	49858	CORTE PERCEBE	Trash Service	1	\$ 29.94	\$ 29.94	\$ 359.28
CITY OF COACHELLA	603-570-020	49896	CORTE PERCEBE	Trash Service	1	\$ 29.94	\$ 29.94	\$ 359.28
CITY OF COACHELLA	603-571-006	84498	REDONDO NORTE	Trash Service	1	\$ 29.94	\$ 29.94	\$ 359.28
CITY OF COACHELLA	603-571-007	84486	REDONDO NORTE	Trash Service	1	\$ 29.94	\$ 29.94	\$ 359.28
CITY OF COACHELLA	603-571-007	84486	REDONDO NORTE	Additional Trash	1	\$ 8.47	\$ 8.47	\$ 101.64
CITY OF COACHELLA	603-571-008	84474	REDONDO NORTE	Trash Service	1	\$ 29.94	\$ 29.94	\$ 359.28
CITY OF COACHELLA	603-571-008	84474	REDONDO NORTE	Additional Trash	1	\$ 8.47	\$ 8.47	\$ 101.64
CITY OF COACHELLA	603-571-009	84462	REDONDO NORTE	Trash Service	1	\$ 29.94	\$ 29.94	\$ 359.28
CITY OF COACHELLA	603-571-010	84450	REDONDO NORTE	Trash Service	1	\$ 29.94	\$ 29.94	\$ 359.28
CITY OF COACHELLA	603-571-011	84438	REDONDO NORTE	Trash Service	1	\$ 29.94	\$ 29.94	\$ 359.28
CITY OF COACHELLA	603-571-011	84438	REDONDO NORTE	Additional Trash	1	\$ 8.47	\$ 8.47	\$ 101.64
CITY OF COACHELLA	603-571-012	84426	REDONDO NORTE	Trash Service	1	\$ 29.94	\$ 29.94	\$ 359.28
CITY OF COACHELLA	603-571-013	84414	REDONDO NORTE	Trash Service	1	\$ 29.94	\$ 29.94	\$ 359.28
CITY OF COACHELLA	603-571-013	84414	REDONDO NORTE	Additional Trash	1	\$ 8.47	\$ 8.47	\$ 101.64
CITY OF COACHELLA	603-572-004	84377	REDONDO SUR	Trash Service	1	\$ 29.94	\$ 29.94	\$ 359.28
CITY OF COACHELLA	603-572-005	84389	REDONDO SUR	Trash Service	1	\$ 29.94	\$ 29.94	\$ 359.28
CITY OF COACHELLA	603-572-006	84401	REDONDO SUR	Trash Service	1	\$ 29.94	\$ 29.94	\$ 359.28
CITY OF COACHELLA	603-572-007	84413	REDONDO SUR	Trash Service	1	\$ 29.94	\$ 29.94	\$ 359.28
CITY OF COACHELLA	612-230-004	48267	VAN BUREN ST	Trash Service	1	\$ 29.94	\$ 29.94	\$ 359.28
CITY OF COACHELLA	612-230-004	48267	VAN BUREN ST	Additional Trash	2	\$ 8.47	\$ 16.94	\$ 203.28
CITY OF COACHELLA	612-230-004	48263	VAN BUREN ST	Trash Service	1	\$ 29.94	\$ 29.94	\$ 359.28
CITY OF COACHELLA	612-230-005	48441	VAN BUREN ST	Trash Service	1	\$ 29.94	\$ 29.94	\$ 359.28
CITY OF COACHELLA	612-230-005	48441	VAN BUREN ST	Additional Trash	4	\$ 8.47	\$ 33.88	\$ 406.56
CITY OF COACHELLA	612-241-001	48734	CHICHEN ITZA ROAC	Trash Service	1	\$ 29.94	\$ 29.94	\$ 359.28
CITY OF COACHELLA	612-241-002	48704	CHICHEN ITZA ROAC	Trash Service	1	\$ 29.94	\$ 29.94	\$ 359.28
CITY OF COACHELLA	612-241-002	48704	CHICHEN ITZA ROAC	Additional Trash	1	\$ 8.47	\$ 8.47	\$ 101.64
CITY OF COACHELLA	612-241-003	48674	CHICHEN ITZA ROAC	Trash Service	1	\$ 29.94	\$ 29.94	\$ 359.28
CITY OF COACHELLA	612-241-004	48644	CHICHEN ITZA ROAC	Trash Service	1	\$ 29.94	\$ 29.94	\$ 359.28
CITY OF COACHELLA	612-241-005	48614	CHICHEN ITZA ROAC	Trash Service	1	\$ 29.94	\$ 29.94	\$ 359.28
CITY OF COACHELLA	612-241-006	83500	AGUA BLANCA ST	Trash Service	1	\$ 29.94	\$ 29.94	\$ 359.28
CITY OF COACHELLA	612-241-007	83498	AGUA BLANCA ST	Trash Service	1	\$ 29.94	\$ 29.94	\$ 359.28
CITY OF COACHELLA	612-241-008	83494	AGUA BLANCA ST	Trash Service	1	\$ 29.94	\$ 29.94	\$ 359.28

City of Coachella Final 2022-23 Tax File

Customer Name	Parcel #	Address	Street	Service Level	Units	Monthly Rate	Total Montly Rate	Annual Rate
CITY OF COACHELLA	612-241-009	83490	AGUA BLANCA ST	Trash Service	1	\$ 29.94	\$ 29.94	\$ 359.28
CITY OF COACHELLA	612-241-009	83490	AGUA BLANCA ST	Additional Trash	1	\$ 8.47	\$ 8.47	\$ 101.64
CITY OF COACHELLA	612-241-010	83486	AGUA BLANCA ST	Trash Service	1	\$ 29.94	\$ 29.94	\$ 359.28
CITY OF COACHELLA	612-241-011	83485	CAM PELICANO	Trash Service	1	\$ 29.94	\$ 29.94	\$ 359.28
CITY OF COACHELLA	612-241-011	83485	CAM PELICANO	Additional Green	1	\$ 8.47	\$ 8.47	\$ 101.64
CITY OF COACHELLA	612-241-011	83485	CAMINO PELICANO	Trash Service	1	\$ 29.94	\$ 29.94	\$ 359.28
CITY OF COACHELLA	612-241-011	83485	CAMINO PELICANO	Additional Green	1	\$ 8.47	\$ 8.47	\$ 101.64
CITY OF COACHELLA	612-241-012	83489	CAM PELICANO	Trash Service	1	\$ 29.94	\$ 29.94	\$ 359.28
CITY OF COACHELLA	612-241-012	83489	CAM PELICANO	Additional Green	1	\$ 8.47	\$ 8.47	\$ 101.64
CITY OF COACHELLA	612-241-013	83493	CAM PELICANO	Trash Service	1	\$ 29.94	\$ 29.94	\$ 359.28
CITY OF COACHELLA	612-241-014	83497	CAM PELICANO	Trash Service	1	\$ 29.94	\$ 29.94	\$ 359.28
CITY OF COACHELLA	612-241-015	48554	LA PLAYA ST	Trash Service	1	\$ 29.94	\$ 29.94	\$ 359.28
CITY OF COACHELLA	612-241-015	48554	LA PLAYA ST	Additional Trash	1	\$ 8.47	\$ 8.47	\$ 101.64
CITY OF COACHELLA	612-241-016	48524	LA PLAYA ST	Trash Service	1	\$ 29.94	\$ 29.94	\$ 359.28
CITY OF COACHELLA	612-241-017	48494	LA PLAYA ST	Trash Service	1	\$ 29.94	\$ 29.94	\$ 359.28
CITY OF COACHELLA	612-241-018	48464	LA PLAYA ST	Trash Service	1	\$ 29.94	\$ 29.94	\$ 359.28
CITY OF COACHELLA	612-241-019	48434	LA PLAYA ST	Trash Service	1	\$ 29.94	\$ 29.94	\$ 359.28
CITY OF COACHELLA	612-241-020	48404	LA PLAYA ST	Trash Service	1	\$ 29.94	\$ 29.94	\$ 359.28
CITY OF COACHELLA	612-241-020	48404	LA PLAYA ST	Additional Trash	1	\$ 8.47	\$ 8.47	\$ 101.64
CITY OF COACHELLA	612-241-021	48374	LA PLAYA ST	Trash Service	1	\$ 29.94	\$ 29.94	\$ 359.28
CITY OF COACHELLA	612-241-022	48344	LA PLAYA ST	Trash Service	1	\$ 29.94	\$ 29.94	\$ 359.28
CITY OF COACHELLA	612-241-022	48344	LA PLAYA ST	Additional Trash	1	\$ 8.47	\$ 8.47	\$ 101.64
CITY OF COACHELLA	612-241-023	48314	LA PLAYA ST	Trash Service	1	\$ 29.94	\$ 29.94	\$ 359.28
CITY OF COACHELLA	612-241-023	48314	LA PLAYA ST	Additional Trash	1	\$ 8.47	\$ 8.47	\$ 101.64
CITY OF COACHELLA	612-241-024	48284	LA PLAYA ST	Trash Service	1	\$ 29.94	\$ 29.94	\$ 359.28
CITY OF COACHELLA	612-242-001	48373	LA PLAYA ST	Trash Service	1	\$ 29.94	\$ 29.94	\$ 359.28
CITY OF COACHELLA	612-242-002	48403	LA PLAYA ST	Trash Service	1	\$ 29.94	\$ 29.94	\$ 359.28
CITY OF COACHELLA	612-242-003	48433	LA PLAYA ST	Trash Service	1	\$ 29.94	\$ 29.94	\$ 359.28
CITY OF COACHELLA	612-242-004	48463	LA PLAYA ST	Trash Service	1	\$ 29.94	\$ 29.94	\$ 359.28
CITY OF COACHELLA	612-242-005	48493	LA PLAYA ST	Trash Service	1	\$ 29.94	\$ 29.94	\$ 359.28
CITY OF COACHELLA	612-242-006	48523	LA PLAYA ST	Trash Service	1	\$ 29.94	\$ 29.94	\$ 359.28
CITY OF COACHELLA	612-242-007	48522	CAM REAL	Trash Service	1	\$ 29.94	\$ 29.94	\$ 359.28
CITY OF COACHELLA	612-242-008	48492	CAM REAL	Trash Service	1	\$ 29.94	\$ 29.94	\$ 359.28
CITY OF COACHELLA	612-242-008	48492	CAM REAL	Additional Trash	1	\$ 8.47	\$ 8.47	\$ 101.64
CITY OF COACHELLA	612-242-009	48462	CAM REAL	Trash Service	1	\$ 29.94	\$ 29.94	\$ 359.28
CITY OF COACHELLA	612-242-009	48462	CAM REAL	Additional Trash	1	\$ 8.47	\$ 8.47	\$ 101.64
CITY OF COACHELLA	612-242-010	48432	CAM REAL	Trash Service	1	\$ 29.94	\$ 29.94	\$ 359.28
CITY OF COACHELLA	612-242-011	48402	CAM REAL	Trash Service	1	\$ 29.94	\$ 29.94	\$ 359.28
CITY OF COACHELLA	612-242-011	48402	CAM REAL	Additional Trash	1	\$ 8.47	\$ 8.47	\$ 101.64
CITY OF COACHELLA	612-242-012	48372	CAM REAL	Trash Service	1	\$ 29.94	\$ 29.94	\$ 359.28

City of Coachella Final 2022-23 Tax File

Customer Name	Parcel #	Address	Street	Service Level	Units	Monthly Rate	Total Montly Rate	Annual Rate
CITY OF COACHELLA	612-243-001	48371	CAM REAL	Trash Service	1	\$ 29.94	\$ 29.94	\$ 359.28
CITY OF COACHELLA	612-243-002	48401	CAM REAL	Trash Service	1	\$ 29.94	\$ 29.94	\$ 359.28
CITY OF COACHELLA	612-243-003	48431	CAM REAL	Trash Service	1	\$ 29.94	\$ 29.94	\$ 359.28
CITY OF COACHELLA	612-243-004	48461	CAM REAL	Trash Service	1	\$ 29.94	\$ 29.94	\$ 359.28
CITY OF COACHELLA	612-243-004	48461	CAM REAL	Additional Trash	1	\$ 8.47	\$ 8.47	\$ 101.64
CITY OF COACHELLA	612-243-005	48491	CAM REAL	Trash Service	1	\$ 29.94	\$ 29.94	\$ 359.28
CITY OF COACHELLA	612-243-006	48521	CAM REAL	Trash Service	1	\$ 29.94	\$ 29.94	\$ 359.28
CITY OF COACHELLA	612-243-007	48551	CAM REAL	Trash Service	1	\$ 29.94	\$ 29.94	\$ 359.28
CITY OF COACHELLA	612-243-007	48551	CAM REAL	Additional Trash	1	\$ 8.47	\$ 8.47	\$ 101.64
CITY OF COACHELLA	612-243-008	48581	CAM REAL	Trash Service	1	\$ 29.94	\$ 29.94	\$ 359.28
CITY OF COACHELLA	612-243-009	48611	CAM REAL	Trash Service	1	\$ 29.94	\$ 29.94	\$ 359.28
CITY OF COACHELLA	612-243-010	48641	CAM REAL	Trash Service	1	\$ 29.94	\$ 29.94	\$ 359.28
CITY OF COACHELLA	612-243-011	48640	CAM MAYA	Trash Service	1	\$ 29.94	\$ 29.94	\$ 359.28
CITY OF COACHELLA	612-243-012	48610	CAM MAYA	Trash Service	1	\$ 29.94	\$ 29.94	\$ 359.28
CITY OF COACHELLA	612-243-012	48610	CAM MAYA	Additional Trash	1	\$ 8.47	\$ 8.47	\$ 101.64
CITY OF COACHELLA	612-243-012	48610	CAM MAYA	Additional Recycle	1	\$ 8.47	\$ 8.47	\$ 101.64
CITY OF COACHELLA	612-243-013	48580	CAM MAYA	Trash Service	1	\$ 29.94	\$ 29.94	\$ 359.28
CITY OF COACHELLA	612-243-013	48580	CAM MAYA	Additional Recycle	1	\$ 8.47	\$ 8.47	\$ 101.64
CITY OF COACHELLA	612-243-014	48550	CAM MAYA	Trash Service	1	\$ 29.94	\$ 29.94	\$ 359.28
CITY OF COACHELLA	612-243-015	48520	CAM MAYA	Trash Service	1	\$ 29.94	\$ 29.94	\$ 359.28
CITY OF COACHELLA	612-243-016	48490	CAM MAYA	Trash Service	1	\$ 29.94	\$ 29.94	\$ 359.28
CITY OF COACHELLA	612-243-017	48460	CAM MAYA	Trash Service	1	\$ 29.94	\$ 29.94	\$ 359.28
CITY OF COACHELLA	612-243-018	48430	CAM MAYA	Trash Service	1	\$ 29.94	\$ 29.94	\$ 359.28
CITY OF COACHELLA	612-243-019	48400	CAM MAYA	Trash Service	1	\$ 29.94	\$ 29.94	\$ 359.28
CITY OF COACHELLA	612-243-020	48370	CAM MAYA	Trash Service	1	\$ 29.94	\$ 29.94	\$ 359.28
CITY OF COACHELLA	612-244-001	83498	CALLE COLIMA	Trash Service	1	\$ 29.94	\$ 29.94	\$ 359.28
CITY OF COACHELLA	612-244-002	83494	CALLE COLIMA	Trash Service	1	\$ 29.94	\$ 29.94	\$ 359.28
CITY OF COACHELLA	612-244-003	83490	CALLE COLIMA	Trash Service	1	\$ 29.94	\$ 29.94	\$ 359.28
CITY OF COACHELLA	612-244-003	83490	CALLE COLIMA	Additional Trash	1	\$ 8.47	\$ 8.47	\$ 101.64
CITY OF COACHELLA	612-244-004	83486	CALLE COLIMA	Trash Service	1	\$ 29.94	\$ 29.94	\$ 359.28
CITY OF COACHELLA	612-244-005	83482	CALLE COLIMA	Trash Service	1	\$ 29.94	\$ 29.94	\$ 359.28
CITY OF COACHELLA	612-244-006	83478	CALLE COLIMA	Trash Service	1	\$ 29.94	\$ 29.94	\$ 359.28
CITY OF COACHELLA	612-244-007	83474	CALLE COLIMA	Trash Service	1	\$ 29.94	\$ 29.94	\$ 359.28
CITY OF COACHELLA	612-244-007	83474	CALLE COLIMA	Additional Trash	1	\$ 8.47	\$ 8.47	\$ 101.64
CITY OF COACHELLA	612-244-008	83470	CALLE COLIMA	Trash Service	1	\$ 29.94	\$ 29.94	\$ 359.28
CITY OF COACHELLA	612-244-008	83470	CALLE COLIMA	Additional Trash	1	\$ 8.47	\$ 8.47	\$ 101.64
CITY OF COACHELLA	612-245-001	48703	CHICHEN ITZA ROAC	Trash Service	1	\$ 29.94	\$ 29.94	\$ 359.28
CITY OF COACHELLA	612-245-001	48703	CHICHEN ITZA ROAC	Additional Trash	1	\$ 8.47	\$ 8.47	\$ 101.64
CITY OF COACHELLA	612-245-002	48733	CHICHEN ITZA ROAC	Trash Service	1	\$ 29.94	\$ 29.94	\$ 359.28
CITY OF COACHELLA	612-245-002	48733	CHICHEN ITZA ROAC	Additional Trash	1	\$ 8.47	\$ 8.47	\$ 101.64

City of Coachella Final 2022-23 Tax File

Customer Name	Parcel #	Address	Street	Service Level	Units	Monthly Rate	Total Montly Rate	Annual Rate
CITY OF COACHELLA	612-245-003	48763	CHICHEN ITZA ROAL	Trash Service	1	\$ 29.94	\$ 29.94	\$ 359.28
CITY OF COACHELLA	612-245-005	83486	TODOS SANTOS	Trash Service	1	\$ 29.94	\$ 29.94	\$ 359.28
CITY OF COACHELLA	612-245-005	83486	TODOS SANTOS	Additional Trash	1	\$ 8.47	\$ 8.47	\$ 101.64
CITY OF COACHELLA	612-245-006	83490	TODOS SANTOS	Trash Service	1	\$ 29.94	\$ 29.94	\$ 359.28
CITY OF COACHELLA	612-245-006	83490	TODOS SANTOS	Additional Green	1	\$ 8.47	\$ 8.47	\$ 101.64
CITY OF COACHELLA	612-250-008	48785	VAN BUREN ST	Trash Service	1	\$ 29.94	\$ 29.94	\$ 359.28
CITY OF COACHELLA	612-250-012	48665	VAN BUREN ST	Trash Service	1	\$ 29.94	\$ 29.94	\$ 359.28
CITY OF COACHELLA	612-270-001	49044	CALHOUN ST	Trash Service	1	\$ 29.94	\$ 29.94	\$ 359.28
CITY OF COACHELLA	612-270-001	49044	CALHOUN ST	Additional Trash	1	\$ 8.47	\$ 8.47	\$ 101.64
CITY OF COACHELLA	612-430-001	83230	MARIANA AVE	Trash Service	1	\$ 29.94	\$ 29.94	\$ 359.28
CITY OF COACHELLA	612-430-002	83246	MARIANA AVE	Trash Service	1	\$ 29.94	\$ 29.94	\$ 359.28
CITY OF COACHELLA	612-430-003	83262	MARIANA AVE	Trash Service	1	\$ 29.94	\$ 29.94	\$ 359.28
CITY OF COACHELLA	612-430-004	83278	MARIANA AVE	Trash Service	1	\$ 29.94	\$ 29.94	\$ 359.28
CITY OF COACHELLA	612-430-005	83294	MARIANA AVE	Trash Service	1	\$ 29.94	\$ 29.94	\$ 359.28
CITY OF COACHELLA	612-430-006	83310	MARIANA AVE	Trash Service	1	\$ 29.94	\$ 29.94	\$ 359.28
CITY OF COACHELLA	612-430-006	83310	MARIANA AVE	Additional Trash	1	\$ 8.47	\$ 8.47	\$ 101.64
CITY OF COACHELLA	612-430-006	83310	MARIANA AVE	Additional Recycle	1	\$ 8.47	\$ 8.47	\$ 101.64
CITY OF COACHELLA	612-430-007	83326	MARIANA AVE	Trash Service	1	\$ 29.94	\$ 29.94	\$ 359.28
CITY OF COACHELLA	612-430-008	83342	MARIANA AVE	Trash Service	1	\$ 29.94	\$ 29.94	\$ 359.28
CITY OF COACHELLA	612-430-009	83358	MARIANA AVE	Trash Service	1	\$ 29.94	\$ 29.94	\$ 359.28
CITY OF COACHELLA	612-430-010	83374	MARIANA AVE	Trash Service	1	\$ 29.94	\$ 29.94	\$ 359.28
CITY OF COACHELLA	612-430-011	48040	ESTRELLA TOMAS S1	Trash Service	1	\$ 29.94	\$ 29.94	\$ 359.28
CITY OF COACHELLA	612-430-012	48070	ESTRELLA TOMAS S1	Trash Service	1	\$ 29.94	\$ 29.94	\$ 359.28
CITY OF COACHELLA	612-430-013	48100	ESTRELLA TOMAS S1	Trash Service	1	\$ 29.94	\$ 29.94	\$ 359.28
CITY OF COACHELLA	612-430-014	48130	ESTRELLA TOMAS S1	Trash Service	1	\$ 29.94	\$ 29.94	\$ 359.28
CITY OF COACHELLA	612-430-015	48160	ESTRELLA TOMAS S1	Trash Service	1	\$ 29.94	\$ 29.94	\$ 359.28
CITY OF COACHELLA	612-431-001	83375	CAM BONITO AVE	Trash Service	1	\$ 29.94	\$ 29.94	\$ 359.28
CITY OF COACHELLA	612-431-002	83359	CAM BONITO AVE	Trash Service	1	\$ 29.94	\$ 29.94	\$ 359.28
CITY OF COACHELLA	612-431-003	48157	ESTRELLA TOMAS S1	Trash Service	1	\$ 29.94	\$ 29.94	\$ 359.28
CITY OF COACHELLA	612-431-003	48157	ESTRELLA TOMAS S1	Additional Trash	1	\$ 8.47	\$ 8.47	\$ 101.64
CITY OF COACHELLA	612-431-004	48127	ESTRELLA TOMAS S1	Trash Service	1	\$ 29.94	\$ 29.94	\$ 359.28
CITY OF COACHELLA	612-431-005	48097	ESTRELLA TOMAS S1	Trash Service	1	\$ 29.94	\$ 29.94	\$ 359.28
CITY OF COACHELLA	612-431-006	48067	ESTRELLA TOMAS S1	Trash Service	1	\$ 29.94	\$ 29.94	\$ 359.28
CITY OF COACHELLA	612-431-007	48037	ESTRELLA TOMAS S1	Trash Service	1	\$ 29.94	\$ 29.94	\$ 359.28
CITY OF COACHELLA	612-431-008	48038	LUNA DE NICOLETA	Trash Service	1	\$ 29.94	\$ 29.94	\$ 359.28
CITY OF COACHELLA	612-431-009	48068	LUNA DE NICOLETA	Trash Service	1	\$ 29.94	\$ 29.94	\$ 359.28
CITY OF COACHELLA	612-431-009	48068	LUNA DE NICOLETA	Additional Trash	1	\$ 8.47	\$ 8.47	\$ 101.64
CITY OF COACHELLA	612-431-010	48098	LUNA DE NICOLETA	Trash Service	1	\$ 29.94	\$ 29.94	\$ 359.28
CITY OF COACHELLA	612-431-011	48128	LUNA DE NICOLETA	Trash Service	1	\$ 29.94	\$ 29.94	\$ 359.28
CITY OF COACHELLA	612-431-012	48158	LUNA DE NICOLETA	Trash Service	1	\$ 29.94	\$ 29.94	\$ 359.28

City of Coachella Final 2022-23 Tax File

Customer Name	Parcel #	Address	Street	Service Level	Units	Monthly Rate	Total Montly Rate	Annual Rate
CITY OF COACHELLA	612-432-001	83271	MARIANA AVE	Trash Service	1	\$ 29.94	\$ 29.94	\$ 359.28
CITY OF COACHELLA	612-432-001	83271	MARIANA AVE	Additional Trash	1	\$ 8.47	\$ 8.47	\$ 101.64
CITY OF COACHELLA	612-432-002	83255	MARIANA AVE	Trash Service	1	\$ 29.94	\$ 29.94	\$ 359.28
CITY OF COACHELLA	612-432-003	83239	MARIANA AVE	Trash Service	1	\$ 29.94	\$ 29.94	\$ 359.28
CITY OF COACHELLA	612-432-003	83239	MARIANA AVE	Additional Green	1	\$ 8.47	\$ 8.47	\$ 101.64
CITY OF COACHELLA	612-432-004	83223	MARIANA AVE	Trash Service	1	\$ 29.94	\$ 29.94	\$ 359.28
CITY OF COACHELLA	612-432-005	83207	MARIANA AVE	Trash Service	1	\$ 29.94	\$ 29.94	\$ 359.28
CITY OF COACHELLA	612-432-006	83191	MARIANA AVE	Trash Service	1	\$ 29.94	\$ 29.94	\$ 359.28
CITY OF COACHELLA	612-432-007	83190	PLAZA DE ORO AVE	Trash Service	1	\$ 29.94	\$ 29.94	\$ 359.28
CITY OF COACHELLA	612-432-008	83206	PLAZA DE ORO AVE	Trash Service	1	\$ 29.94	\$ 29.94	\$ 359.28
CITY OF COACHELLA	612-432-008	83206	PLAZA DE ORO AVE	Additional Trash	1	\$ 8.47	\$ 8.47	\$ 101.64
CITY OF COACHELLA	612-432-009	83222	PLAZA DE ORO AVE	Trash Service	1	\$ 29.94	\$ 29.94	\$ 359.28
CITY OF COACHELLA	612-432-009	83222	PLAZA DE ORO AVE	Additional Trash	1	\$ 8.47	\$ 8.47	\$ 101.64
CITY OF COACHELLA	612-432-010	83238	PLAZA DE ORO AVE	Trash Service	1	\$ 29.94	\$ 29.94	\$ 359.28
CITY OF COACHELLA	612-432-011	83254	PLAZA DE ORO AVE	Trash Service	1	\$ 29.94	\$ 29.94	\$ 359.28
CITY OF COACHELLA	612-432-012	83270	PLAZA DE ORO AVE	Trash Service	1	\$ 29.94	\$ 29.94	\$ 359.28
CITY OF COACHELLA	612-433-001	83279	PLAZA DE ORO AVE	Trash Service	1	\$ 29.94	\$ 29.94	\$ 359.28
CITY OF COACHELLA	612-433-002	83263	PLAZA DE ORO AVE	Trash Service	1	\$ 29.94	\$ 29.94	\$ 359.28
CITY OF COACHELLA	612-433-003	83247	PLAZA DE ORO AVE	Trash Service	1	\$ 29.94	\$ 29.94	\$ 359.28
CITY OF COACHELLA	612-433-003	83247	PLAZA DE ORO AVE	Additional Recycle	1	\$ 8.47	\$ 8.47	\$ 101.64
CITY OF COACHELLA	612-433-004	83231	PLAZA DE ORO AVE	Trash Service	1	\$ 29.94	\$ 29.94	\$ 359.28
CITY OF COACHELLA	612-433-005	83215	PLAZA DE ORO AVE	Trash Service	1	\$ 29.94	\$ 29.94	\$ 359.28
CITY OF COACHELLA	612-433-006	83199	PLAZA DE ORO AVE	Trash Service	1	\$ 29.94	\$ 29.94	\$ 359.28
CITY OF COACHELLA	612-433-007	83183	PLAZA DE ORO AVE	Trash Service	1	\$ 29.94	\$ 29.94	\$ 359.28
CITY OF COACHELLA	612-433-007	83183	PLAZA DE ORO AVE	Additional Trash	2	\$ 8.47	\$ 16.94	\$ 203.28
CITY OF COACHELLA	612-433-007	83183	PLAZA DE ORO AVE	Additional Green	1	\$ 8.47	\$ 8.47	\$ 101.64
CITY OF COACHELLA	612-433-008	48189	SOL DE LINDA ST	Trash Service	1	\$ 29.94	\$ 29.94	\$ 359.28
CITY OF COACHELLA	612-433-009	48159	SOL DE LINDA ST	Trash Service	1	\$ 29.94	\$ 29.94	\$ 359.28
CITY OF COACHELLA	612-433-009	48159	SOL DE LINDA ST	Additional Trash	1	\$ 8.47	\$ 8.47	\$ 101.64
CITY OF COACHELLA	612-433-009	48159	SOL DE LINDA ST	Additional Recycle	1	\$ 8.47	\$ 8.47	\$ 101.64
CITY OF COACHELLA	612-433-010	48129	SOL DE LINDA ST	Trash Service	1	\$ 29.94	\$ 29.94	\$ 359.28
CITY OF COACHELLA	612-433-010	48129	SOL DE LINDA ST	Additional Trash	1	\$ 8.47	\$ 8.47	\$ 101.64
CITY OF COACHELLA	612-433-011	48099	SOL DE LINDA ST	Trash Service	1	\$ 29.94	\$ 29.94	\$ 359.28
CITY OF COACHELLA	612-433-012	48069	SOL DE LINDA ST	Trash Service	1	\$ 29.94	\$ 29.94	\$ 359.28
CITY OF COACHELLA	612-433-013	48039	SOL DE LINDA ST	Trash Service	1	\$ 29.94	\$ 29.94	\$ 359.28
CITY OF COACHELLA	612-433-014	48009	SOL DE LINDA ST	Trash Service	1	\$ 29.94	\$ 29.94	\$ 359.28
CITY OF COACHELLA	612-433-015	83166	SOL DE LINDA ST	Trash Service	1	\$ 29.94	\$ 29.94	\$ 359.28
CITY OF COACHELLA	612-433-016	83182	MARIANA AVE	Trash Service	1	\$ 29.94	\$ 29.94	\$ 359.28
CITY OF COACHELLA	612-433-016	83182	MARIANA AVE	Additional Recycle	1	\$ 8.47	\$ 8.47	\$ 101.64
CITY OF COACHELLA	612-433-017	83198	MARIANA AVE	Trash Service	1	\$ 29.94	\$ 29.94	\$ 359.28

City of Coachella Final 2022-23 Tax File

Customer Name	Parcel #	Address	Street	Service Level	Units	Monthly Rate	Total Montly Rate	Annual Rate
CITY OF COACHELLA	612-440-001	48161	ESTRELLA PEDRO ST	Trash Service	1	\$ 29.94	\$ 29.94	\$ 359.28
CITY OF COACHELLA	612-440-002	48131	ESTRELLA PEDRO ST	Trash Service	1	\$ 29.94	\$ 29.94	\$ 359.28
CITY OF COACHELLA	612-440-003	48101	ESTRELLA PEDRO ST	Trash Service	1	\$ 29.94	\$ 29.94	\$ 359.28
CITY OF COACHELLA	612-440-004	48071	ESTRELLA PEDRO ST	Trash Service	1	\$ 29.94	\$ 29.94	\$ 359.28
CITY OF COACHELLA	612-440-005	48041	ESTRELLA PEDRO ST	Trash Service	1	\$ 29.94	\$ 29.94	\$ 359.28
CITY OF COACHELLA	612-440-006	83390	LA COSTA AVE	Trash Service	1	\$ 29.94	\$ 29.94	\$ 359.28
CITY OF COACHELLA	612-440-006	83390	LA COSTA AVE	Additional Trash	1	\$ 8.47	\$ 8.47	\$ 101.64
CITY OF COACHELLA	612-440-007	83406	LA COSTA AVE	Trash Service	1	\$ 29.94	\$ 29.94	\$ 359.28
CITY OF COACHELLA	612-440-008	83422	LA COSTA AVE	Trash Service	1	\$ 29.94	\$ 29.94	\$ 359.28
CITY OF COACHELLA	612-440-009	83438	LA COSTA AVE	Trash Service	1	\$ 29.94	\$ 29.94	\$ 359.28
CITY OF COACHELLA	612-440-010	83454	LA COSTA AVE	Trash Service	1	\$ 29.94	\$ 29.94	\$ 359.28
CITY OF COACHELLA	612-440-011	83470	LA COSTA AVE	Trash Service	1	\$ 29.94	\$ 29.94	\$ 359.28
CITY OF COACHELLA	612-440-012	83484	LA COSTA AVE	Trash Service	1	\$ 29.94	\$ 29.94	\$ 359.28
CITY OF COACHELLA	612-440-013	83498	LA COSTA AVE	Trash Service	1	\$ 29.94	\$ 29.94	\$ 359.28
CITY OF COACHELLA	612-440-014	48044	LA PLAYA ST	Trash Service	1	\$ 29.94	\$ 29.94	\$ 359.28
CITY OF COACHELLA	612-440-015	48074	LA PLAYA ST	Trash Service	1	\$ 29.94	\$ 29.94	\$ 359.28
CITY OF COACHELLA	612-440-016	48104	LA PLAYA ST	Trash Service	1	\$ 29.94	\$ 29.94	\$ 359.28
CITY OF COACHELLA	612-440-017	48134	LA PLAYA ST	Trash Service	1	\$ 29.94	\$ 29.94	\$ 359.28
CITY OF COACHELLA	612-440-018	48164	LA PLAYA ST	Trash Service	1	\$ 29.94	\$ 29.94	\$ 359.28
CITY OF COACHELLA	612-440-018	48164	LA PLAYA ST	Additional Trash	1	\$ 8.47	\$ 8.47	\$ 101.64
CITY OF COACHELLA	612-440-019	48194	LA PLAYA ST	Trash Service	1	\$ 29.94	\$ 29.94	\$ 359.28
CITY OF COACHELLA	612-440-020	48224	LA PLAYA ST	Trash Service	1	\$ 29.94	\$ 29.94	\$ 359.28
CITY OF COACHELLA	612-441-001	48193	LA PLAYA ST	Trash Service	1	\$ 29.94	\$ 29.94	\$ 359.28
CITY OF COACHELLA	612-441-002	48163	LA PLAYA ST	Trash Service	1	\$ 29.94	\$ 29.94	\$ 359.28
CITY OF COACHELLA	612-441-003	48133	LA PLAYA ST	Trash Service	1	\$ 29.94	\$ 29.94	\$ 359.28
CITY OF COACHELLA	612-441-004	48103	LA PLAYA ST	Trash Service	1	\$ 29.94	\$ 29.94	\$ 359.28
CITY OF COACHELLA	612-441-005	48073	LA PLAYA ST	Trash Service	1	\$ 29.94	\$ 29.94	\$ 359.28
CITY OF COACHELLA	612-441-006	48043	LA PLAYA ST	Trash Service	1	\$ 29.94	\$ 29.94	\$ 359.28
CITY OF COACHELLA	612-441-007	48042	ESTRELLA PEDRO ST	Trash Service	1	\$ 29.94	\$ 29.94	\$ 359.28
CITY OF COACHELLA	612-441-008	48072	ESTRELLA PEDRO ST	Trash Service	1	\$ 29.94	\$ 29.94	\$ 359.28
CITY OF COACHELLA	612-441-009	48102	ESTRELLA PEDRO ST	Trash Service	1	\$ 29.94	\$ 29.94	\$ 359.28
CITY OF COACHELLA	612-441-010	48132	ESTRELLA PEDRO ST	Trash Service	1	\$ 29.94	\$ 29.94	\$ 359.28
CITY OF COACHELLA	612-441-010	48132	ESTRELLA PEDRO ST	Additional Trash	1	\$ 8.47	\$ 8.47	\$ 101.64
CITY OF COACHELLA	612-441-011	48162	ESTRELLA PEDRO ST	Trash Service	1	\$ 29.94	\$ 29.94	\$ 359.28
CITY OF COACHELLA	612-441-012	48192	ESTRELLA PEDRO ST	Trash Service	1	\$ 29.94	\$ 29.94	\$ 359.28
CITY OF COACHELLA	612-441-013	83407	CAM BONITO AVE	Trash Service	1	\$ 29.94	\$ 29.94	\$ 359.28
CITY OF COACHELLA	612-441-013	83407	CAM BONITO AVE	Additional Trash	1	\$ 8.47	\$ 8.47	\$ 101.64
CITY OF COACHELLA	612-441-014	83391	CAM BONITO AVE	Trash Service	1	\$ 29.94	\$ 29.94	\$ 359.28
CITY OF COACHELLA	612-441-014	83391	CAM BONITO AVE	Additional Trash	1	\$ 8.47	\$ 8.47	\$ 101.64
CITY OF COACHELLA	612-450-001	49990	COPPERIDGE ST	Trash Service	1	\$ 29.94	\$ 29.94	\$ 359.28

City of Coachella Final 2022-23 Tax File

Customer Name	Parcel #	Address	Street	Service Level	Units	Monthly Rate	Total Montly Rate	Annual Rate
CITY OF COACHELLA	612-450-002	49960	COPPERIDGE ST	Trash Service	1	\$ 29.94	\$ 29.94	\$ 359.28
CITY OF COACHELLA	612-450-003	49930	COPPERIDGE ST	Trash Service	1	\$ 29.94	\$ 29.94	\$ 359.28
CITY OF COACHELLA	612-450-003	49930	COPPERIDGE ST	Additional Trash	1	\$ 8.47	\$ 8.47	\$ 101.64
CITY OF COACHELLA	612-450-004	49900	COPPERIDGE ST	Trash Service	1	\$ 29.94	\$ 29.94	\$ 359.28
CITY OF COACHELLA	612-450-005	49870	COPPERIDGE ST	Trash Service	1	\$ 29.94	\$ 29.94	\$ 359.28
CITY OF COACHELLA	612-450-005	49870	COPPERIDGE ST	Additional Trash	1	\$ 8.47	\$ 8.47	\$ 101.64
CITY OF COACHELLA	612-450-006	49840	COPPERIDGE ST	Trash Service	1	\$ 29.94	\$ 29.94	\$ 359.28
CITY OF COACHELLA	612-450-007	49810	COPPERIDGE ST	Trash Service	1	\$ 29.94	\$ 29.94	\$ 359.28
CITY OF COACHELLA	612-450-008	49780	COPPERIDGE ST	Trash Service	1	\$ 29.94	\$ 29.94	\$ 359.28
CITY OF COACHELLA	612-450-009	49750	COPPERIDGE ST	Trash Service	1	\$ 29.94	\$ 29.94	\$ 359.28
CITY OF COACHELLA	612-450-010	49720	COPPERIDGE ST	Trash Service	1	\$ 29.94	\$ 29.94	\$ 359.28
CITY OF COACHELLA	612-450-010	49720	COPPERIDGE ST	Additional Trash	1	\$ 8.47	\$ 8.47	\$ 101.64
CITY OF COACHELLA	612-451-001	49691	CINNABAR LANE	Trash Service	1	\$ 29.94	\$ 29.94	\$ 359.28
CITY OF COACHELLA	612-451-002	49721	CINNABAR LANE	Trash Service	1	\$ 29.94	\$ 29.94	\$ 359.28
CITY OF COACHELLA	612-451-002	49721	CINNABAR LANE	Additional Trash	1	\$ 8.47	\$ 8.47	\$ 101.64
CITY OF COACHELLA	612-451-003	49751	CINNABAR LANE	Trash Service	1	\$ 29.94	\$ 29.94	\$ 359.28
CITY OF COACHELLA	612-451-003	49751	CINNABAR LANE	Additional Trash	1	\$ 8.47	\$ 8.47	\$ 101.64
CITY OF COACHELLA	612-451-004	49781	CINNABAR LANE	Trash Service	1	\$ 29.94	\$ 29.94	\$ 359.28
CITY OF COACHELLA	612-451-004	49781	CINNABAR LANE	Additional Trash	1	\$ 8.47	\$ 8.47	\$ 101.64
CITY OF COACHELLA	612-451-005	49811	CINNABAR LANE	Trash Service	1	\$ 29.94	\$ 29.94	\$ 359.28
CITY OF COACHELLA	612-451-006	49841	CINNABAR LANE	Trash Service	1	\$ 29.94	\$ 29.94	\$ 359.28
CITY OF COACHELLA	612-451-006	49841	CINNABAR LANE	Additional Trash	1	\$ 8.47	\$ 8.47	\$ 101.64
CITY OF COACHELLA	612-451-007	49871	CINNABAR LANE	Trash Service	1	\$ 29.94	\$ 29.94	\$ 359.28
CITY OF COACHELLA	612-451-008	49901	CINNABAR LANE	Trash Service	1	\$ 29.94	\$ 29.94	\$ 359.28
CITY OF COACHELLA	612-451-009	49931	CINNABAR LANE	Trash Service	1	\$ 29.94	\$ 29.94	\$ 359.28
CITY OF COACHELLA	612-451-009	49931	CINNABAR LANE	Additional Green	1	\$ 8.47	\$ 8.47	\$ 101.64
CITY OF COACHELLA	612-451-010	49961	CINNABAR LANE	Trash Service	1	\$ 29.94	\$ 29.94	\$ 359.28
CITY OF COACHELLA	612-451-011	49991	CINNABAR LANE	Trash Service	1	\$ 29.94	\$ 29.94	\$ 359.28
CITY OF COACHELLA	612-452-001	83716	JADEROCK ROAD	Trash Service	1	\$ 29.94	\$ 29.94	\$ 359.28
CITY OF COACHELLA	612-452-001	83716	JADEROCK ROAD	Additional Trash	1	\$ 8.47	\$ 8.47	\$ 101.64
CITY OF COACHELLA	612-452-002	83704	JADEROCK ROAD	Trash Service	1	\$ 29.94	\$ 29.94	\$ 359.28
CITY OF COACHELLA	612-452-003	83692	JADEROCK ROAD	Trash Service	1	\$ 29.94	\$ 29.94	\$ 359.28
CITY OF COACHELLA	612-452-004	83680	JADEROCK ROAD	Trash Service	1	\$ 29.94	\$ 29.94	\$ 359.28
CITY OF COACHELLA	612-452-005	83668	JADEROCK ROAD	Trash Service	1	\$ 29.94	\$ 29.94	\$ 359.28
CITY OF COACHELLA	612-452-006	83656	JADEROCK ROAD	Trash Service	1	\$ 29.94	\$ 29.94	\$ 359.28
CITY OF COACHELLA	612-452-007	83644	JADEROCK ROAD	Trash Service	1	\$ 29.94	\$ 29.94	\$ 359.28
CITY OF COACHELLA	612-452-008	83632	JADEROCK ROAD	Trash Service	1	\$ 29.94	\$ 29.94	\$ 359.28
CITY OF COACHELLA	612-452-009	83620	JADEROCK ROAD	Trash Service	1	\$ 29.94	\$ 29.94	\$ 359.28
CITY OF COACHELLA	612-452-010	83608	JADEROCK ROAD	Trash Service	1	\$ 29.94	\$ 29.94	\$ 359.28
CITY OF COACHELLA	612-452-011	83596	JADEROCK ROAD	Trash Service	1	\$ 29.94	\$ 29.94	\$ 359.28

City of Coachella Final 2022-23 Tax File

Customer Name	Parcel #	Address	Street	Service Level	Units	Monthly Rate	Total Montly Rate	Annual Rate
CITY OF COACHELLA	612-452-012	83584	JADEROCK ROAD	Trash Service	1	\$ 29.94	\$ 29.94	\$ 359.28
CITY OF COACHELLA	612-452-013	83572	JADEROCK ROAD	Trash Service	1	\$ 29.94	\$ 29.94	\$ 359.28
CITY OF COACHELLA	612-452-014	83560	JADEROCK ROAD	Trash Service	1	\$ 29.94	\$ 29.94	\$ 359.28
CITY OF COACHELLA	612-452-015	83548	JADEROCK ROAD	Trash Service	1	\$ 29.94	\$ 29.94	\$ 359.28
CITY OF COACHELLA	612-452-016	83545	NICKLECREEK DR	Trash Service	1	\$ 29.94	\$ 29.94	\$ 359.28
CITY OF COACHELLA	612-452-017	83557	NICKLECREEK DR	Trash Service	1	\$ 29.94	\$ 29.94	\$ 359.28
CITY OF COACHELLA	612-452-018	83569	NICKLECREEK DR	Trash Service	1	\$ 29.94	\$ 29.94	\$ 359.28
CITY OF COACHELLA	612-452-019	83581	NICKLECREEK DR	Trash Service	1	\$ 29.94	\$ 29.94	\$ 359.28
CITY OF COACHELLA	612-452-019	83581	NICKLECREEK DR	Additional Trash	1	\$ 8.47	\$ 8.47	\$ 101.64
CITY OF COACHELLA	612-452-020	83593	NICKLECREEK DR	Trash Service	1	\$ 29.94	\$ 29.94	\$ 359.28
CITY OF COACHELLA	612-452-020	83593	NICKLECREEK DR	Additional Trash	1	\$ 8.47	\$ 8.47	\$ 101.64
CITY OF COACHELLA	612-452-021	83605	NICKLECREEK DR	Trash Service	1	\$ 29.94	\$ 29.94	\$ 359.28
CITY OF COACHELLA	612-452-022	83617	NICKLECREEK DR	Trash Service	1	\$ 29.94	\$ 29.94	\$ 359.28
CITY OF COACHELLA	612-452-023	83629	NICKLECREEK DR	Trash Service	1	\$ 29.94	\$ 29.94	\$ 359.28
CITY OF COACHELLA	612-452-023	83629	NICKLECREEK DR	Additional Trash	1	\$ 8.47	\$ 8.47	\$ 101.64
CITY OF COACHELLA	612-452-024	83641	NICKLECREEK DR	Trash Service	1	\$ 29.94	\$ 29.94	\$ 359.28
CITY OF COACHELLA	612-452-024	83641	NICKLECREEK DR	Additional Trash	1	\$ 8.47	\$ 8.47	\$ 101.64
CITY OF COACHELLA	612-452-025	83653	NICKLECREEK DR	Trash Service	1	\$ 29.94	\$ 29.94	\$ 359.28
CITY OF COACHELLA	612-452-025	83653	NICKLECREEK DR	Additional Trash	1	\$ 8.47	\$ 8.47	\$ 101.64
CITY OF COACHELLA	612-452-026	83665	NICKLECREEK DR	Trash Service	1	\$ 29.94	\$ 29.94	\$ 359.28
CITY OF COACHELLA	612-452-026	83665	NICKLECREEK DR	Additional Trash	1	\$ 8.47	\$ 8.47	\$ 101.64
CITY OF COACHELLA	612-452-027	83677	NICKLECREEK DR	Trash Service	1	\$ 29.94	\$ 29.94	\$ 359.28
CITY OF COACHELLA	612-452-027	83677	NICKLECREEK DR	Additional Trash	1	\$ 8.47	\$ 8.47	\$ 101.64
CITY OF COACHELLA	612-452-028	83689	NICKLECREEK DR	Trash Service	1	\$ 29.94	\$ 29.94	\$ 359.28
CITY OF COACHELLA	612-452-029	83701	NICKLECREEK DR	Trash Service	1	\$ 29.94	\$ 29.94	\$ 359.28
CITY OF COACHELLA	612-452-029	83701	NICKLECREEK DR	Additional Trash	1	\$ 8.47	\$ 8.47	\$ 101.64
CITY OF COACHELLA	612-452-030	83713	NICKLECREEK DR	Trash Service	1	\$ 29.94	\$ 29.94	\$ 359.28
CITY OF COACHELLA	612-453-001	83712	NICKLECREEK DR	Trash Service	1	\$ 29.94	\$ 29.94	\$ 359.28
CITY OF COACHELLA	612-453-002	83700	NICKLECREEK DR	Trash Service	1	\$ 29.94	\$ 29.94	\$ 359.28
CITY OF COACHELLA	612-453-003	83688	NICKLECREEK DR	Trash Service	1	\$ 29.94	\$ 29.94	\$ 359.28
CITY OF COACHELLA	612-453-003	83688	NICKLECREEK DR	Additional Trash	1	\$ 8.47	\$ 8.47	\$ 101.64
CITY OF COACHELLA	612-453-004	83676	NICKLECREEK DR	Trash Service	1	\$ 29.94	\$ 29.94	\$ 359.28
CITY OF COACHELLA	612-453-005	83664	NICKLECREEK DR	Trash Service	1	\$ 29.94	\$ 29.94	\$ 359.28
CITY OF COACHELLA	612-453-006	83652	NICKLECREEK DR	Trash Service	1	\$ 29.94	\$ 29.94	\$ 359.28
CITY OF COACHELLA	612-453-007	83640	NICKLECREEK DR	Trash Service	1	\$ 29.94	\$ 29.94	\$ 359.28
CITY OF COACHELLA	612-453-008	83628	NICKLECREEK DR	Trash Service	1	\$ 29.94	\$ 29.94	\$ 359.28
CITY OF COACHELLA	612-453-009	83616	NICKLECREEK DR	Trash Service	1	\$ 29.94	\$ 29.94	\$ 359.28
CITY OF COACHELLA	612-453-010	83604	NICKLECREEK DR	Trash Service	1	\$ 29.94	\$ 29.94	\$ 359.28
CITY OF COACHELLA	612-453-011	83592	NICKLECREEK DR	Trash Service	1	\$ 29.94	\$ 29.94	\$ 359.28
CITY OF COACHELLA	612-453-011	83592	NICKLECREEK DR	Additional Trash	1	\$ 8.47	\$ 8.47	\$ 101.64

City of Coachella Final 2022-23 Tax File

Customer Name	Parcel #	Address	Street	Service Level	Units	Monthly Rate	Total Montly Rate	Annual Rate
CITY OF COACHELLA	612-453-012	83580	NICKLECREEK DR	Trash Service	1	\$ 29.94	\$ 29.94	\$ 359.28
CITY OF COACHELLA	612-453-013	83568	NICKLECREEK DR	Trash Service	1	\$ 29.94	\$ 29.94	\$ 359.28
CITY OF COACHELLA	612-453-014	83556	NICKLECREEK DR	Trash Service	1	\$ 29.94	\$ 29.94	\$ 359.28
CITY OF COACHELLA	612-453-015	83544	NICKLECREEK DR	Trash Service	1	\$ 29.94	\$ 29.94	\$ 359.28
CITY OF COACHELLA	612-453-016	83541	SHADOWROCK DR	Trash Service	1	\$ 29.94	\$ 29.94	\$ 359.28
CITY OF COACHELLA	612-453-017	83553	SHADOWROCK DR	Trash Service	1	\$ 29.94	\$ 29.94	\$ 359.28
CITY OF COACHELLA	612-453-018	83565	SHADOWROCK DR	Trash Service	1	\$ 29.94	\$ 29.94	\$ 359.28
CITY OF COACHELLA	612-453-018	83565	SHADOWROCK DR	Additional Trash	1	\$ 8.47	\$ 8.47	\$ 101.64
CITY OF COACHELLA	612-453-019	83577	SHADOWROCK DR	Trash Service	1	\$ 29.94	\$ 29.94	\$ 359.28
CITY OF COACHELLA	612-453-020	83589	SHADOWROCK DR	Trash Service	1	\$ 29.94	\$ 29.94	\$ 359.28
CITY OF COACHELLA	612-453-021	83601	SHADOWROCK DR	Trash Service	1	\$ 29.94	\$ 29.94	\$ 359.28
CITY OF COACHELLA	612-453-022	83613	SHADOWROCK DR	Trash Service	1	\$ 29.94	\$ 29.94	\$ 359.28
CITY OF COACHELLA	612-453-022	83613	SHADOWROCK DR	Additional Trash	1	\$ 8.47	\$ 8.47	\$ 101.64
CITY OF COACHELLA	612-453-023	83625	SHADOWROCK DR	Trash Service	1	\$ 29.94	\$ 29.94	\$ 359.28
CITY OF COACHELLA	612-453-023	83625	SHADOWROCK DR	Additional Trash	1	\$ 8.47	\$ 8.47	\$ 101.64
CITY OF COACHELLA	612-453-024	83637	SHADOWROCK DR	Trash Service	1	\$ 29.94	\$ 29.94	\$ 359.28
CITY OF COACHELLA	612-453-025	83649	SHADOWROCK DR	Trash Service	1	\$ 29.94	\$ 29.94	\$ 359.28
CITY OF COACHELLA	612-453-026	83661	SHADOWROCK DR	Trash Service	1	\$ 29.94	\$ 29.94	\$ 359.28
CITY OF COACHELLA	612-453-026	83661	SHADOWROCK DR	Additional Trash	1	\$ 8.47	\$ 8.47	\$ 101.64
CITY OF COACHELLA	612-453-027	83673	SHADOWROCK DR	Trash Service	1	\$ 29.94	\$ 29.94	\$ 359.28
CITY OF COACHELLA	612-453-028	83685	SHADOWROCK DR	Trash Service	1	\$ 29.94	\$ 29.94	\$ 359.28
CITY OF COACHELLA	612-453-028	83685	SHADOWROCK DR	Additional Recycle	1	\$ 8.47	\$ 8.47	\$ 101.64
CITY OF COACHELLA	612-453-028	83685	SHADOWROCK DR	Additional Trash	1	\$ 8.47	\$ 8.47	\$ 101.64
CITY OF COACHELLA	612-453-029	83697	SHADOWROCK DR	Trash Service	1	\$ 29.94	\$ 29.94	\$ 359.28
CITY OF COACHELLA	612-453-030	83709	SHADOWROCK DR	Trash Service	1	\$ 29.94	\$ 29.94	\$ 359.28
CITY OF COACHELLA	612-460-001	49660	COPPERIDGE ST	Trash Service	1	\$ 29.94	\$ 29.94	\$ 359.28
CITY OF COACHELLA	612-460-002	49630	COPPERIDGE ST	Trash Service	1	\$ 29.94	\$ 29.94	\$ 359.28
CITY OF COACHELLA	612-460-002	49630	COPPERIDGE ST	Additional Trash	1	\$ 8.47	\$ 8.47	\$ 101.64
CITY OF COACHELLA	612-460-003	49600	COPPERIDGE ST	Trash Service	1	\$ 29.94	\$ 29.94	\$ 359.28
CITY OF COACHELLA	612-460-003	49600	COPPERIDGE ST	Additional Trash	1	\$ 8.47	\$ 8.47	\$ 101.64
CITY OF COACHELLA	612-460-004	49570	COPPERIDGE ST	Trash Service	1	\$ 29.94	\$ 29.94	\$ 359.28
CITY OF COACHELLA	612-460-005	49540	COPPERIDGE ST	Trash Service	1	\$ 29.94	\$ 29.94	\$ 359.28
CITY OF COACHELLA	612-460-006	49510	COPPERIDGE ST	Trash Service	1	\$ 29.94	\$ 29.94	\$ 359.28
CITY OF COACHELLA	612-460-007	49480	COPPERIDGE ST	Trash Service	1	\$ 29.94	\$ 29.94	\$ 359.28
CITY OF COACHELLA	612-460-007	49480	COPPERIDGE ST	Additional Trash	1	\$ 8.47	\$ 8.47	\$ 101.64
CITY OF COACHELLA	612-460-008	49450	COPPERIDGE ST	Trash Service	1	\$ 29.94	\$ 29.94	\$ 359.28
CITY OF COACHELLA	612-460-009	49420	COPPERIDGE ST	Trash Service	1	\$ 29.94	\$ 29.94	\$ 359.28
CITY OF COACHELLA	612-460-010	49390	COPPERIDGE ST	Trash Service	1	\$ 29.94	\$ 29.94	\$ 359.28
CITY OF COACHELLA	612-460-010	49390	COPPERIDGE ST	Additional Trash	2	\$ 8.47	\$ 16.94	\$ 203.28
CITY OF COACHELLA	612-460-011	83520	ASHLER CT	Trash Service	1	\$ 29.94	\$ 29.94	\$ 359.28

City of Coachella Final 2022-23 Tax File

Customer Name	Parcel #	Address	Street	Service Level	Units	Monthly Rate	Total Montly Rate	Annual Rate
CITY OF COACHELLA	612-460-012	83532	ASHLER CT	Trash Service	1	\$ 29.94	\$ 29.94	\$ 359.28
CITY OF COACHELLA	612-460-013	83544	ASHLER CT	Trash Service	1	\$ 29.94	\$ 29.94	\$ 359.28
CITY OF COACHELLA	612-460-014	83556	ASHLER CT	Trash Service	1	\$ 29.94	\$ 29.94	\$ 359.28
CITY OF COACHELLA	612-460-014	83556	ASHLER CT	Additional Trash	1	\$ 8.47	\$ 8.47	\$ 101.64
CITY OF COACHELLA	612-460-015	83568	ASHLER CT	Trash Service	1	\$ 29.94	\$ 29.94	\$ 359.28
CITY OF COACHELLA	612-460-015	83568	ASHLER CT	Additional Trash	1	\$ 8.47	\$ 8.47	\$ 101.64
CITY OF COACHELLA	612-460-016	83580	ASHLER CT	Trash Service	1	\$ 29.94	\$ 29.94	\$ 359.28
CITY OF COACHELLA	612-460-017	83592	ASHLER CT	Trash Service	1	\$ 29.94	\$ 29.94	\$ 359.28
CITY OF COACHELLA	612-460-017	83592	ASHLER CT	Additional Trash	1	\$ 8.47	\$ 8.47	\$ 101.64
CITY OF COACHELLA	612-460-018	83604	ASHLER CT	Trash Service	1	\$ 29.94	\$ 29.94	\$ 359.28
CITY OF COACHELLA	612-460-018	83604	ASHLER CT	Additional Trash	1	\$ 8.47	\$ 8.47	\$ 101.64
CITY OF COACHELLA	612-460-019	83605	ASHLER CT	Trash Service	1	\$ 29.94	\$ 29.94	\$ 359.28
CITY OF COACHELLA	612-460-020	83593	ASHLER CT	Trash Service	1	\$ 29.94	\$ 29.94	\$ 359.28
CITY OF COACHELLA	612-460-020	83593	ASHLER CT	Additional Trash	1	\$ 8.47	\$ 8.47	\$ 101.64
CITY OF COACHELLA	612-460-021	83581	ASHLER CT	Trash Service	1	\$ 29.94	\$ 29.94	\$ 359.28
CITY OF COACHELLA	612-460-022	83569	ASHLER CT	Trash Service	1	\$ 29.94	\$ 29.94	\$ 359.28
CITY OF COACHELLA	612-460-023	83557	ASHLER CT	Trash Service	1	\$ 29.94	\$ 29.94	\$ 359.28
CITY OF COACHELLA	612-460-024	83545	ASHLER CT	Trash Service	1	\$ 29.94	\$ 29.94	\$ 359.28
CITY OF COACHELLA	612-460-024	83545	ASHLER CT	Additional Trash	1	\$ 8.47	\$ 8.47	\$ 101.64
CITY OF COACHELLA	612-460-025	83533	ASHLER CT	Trash Service	1	\$ 29.94	\$ 29.94	\$ 359.28
CITY OF COACHELLA	612-460-025	83533	ASHLER CT	Additional Trash	1	\$ 8.47	\$ 8.47	\$ 101.64
CITY OF COACHELLA	612-460-026	83536	LAPIS DR	Trash Service	1	\$ 29.94	\$ 29.94	\$ 359.28
CITY OF COACHELLA	612-460-027	83548	LAPIS DR	Trash Service	1	\$ 29.94	\$ 29.94	\$ 359.28
CITY OF COACHELLA	612-460-027	83548	LAPIS DR	Additional Trash	1	\$ 8.47	\$ 8.47	\$ 101.64
CITY OF COACHELLA	612-460-028	83560	LAPIS DR	Trash Service	1	\$ 29.94	\$ 29.94	\$ 359.28
CITY OF COACHELLA	612-460-029	83572	LAPIS DR	Trash Service	1	\$ 29.94	\$ 29.94	\$ 359.28
CITY OF COACHELLA	612-460-030	83584	LAPIS DR	Trash Service	1	\$ 29.94	\$ 29.94	\$ 359.28
CITY OF COACHELLA	612-460-031	83596	LAPIS DR	Trash Service	1	\$ 29.94	\$ 29.94	\$ 359.28
CITY OF COACHELLA	612-460-032	83608	LAPIS DR	Trash Service	1	\$ 29.94	\$ 29.94	\$ 359.28
CITY OF COACHELLA	612-460-033	83620	LAPIS DR	Trash Service	1	\$ 29.94	\$ 29.94	\$ 359.28
CITY OF COACHELLA	612-460-034	83632	LAPIS DR	Trash Service	1	\$ 29.94	\$ 29.94	\$ 359.28
CITY OF COACHELLA	612-460-035	83644	LAPIS DR	Trash Service	1	\$ 29.94	\$ 29.94	\$ 359.28
CITY OF COACHELLA	612-460-035	83644	LAPIS DR	Additional Trash	1	\$ 8.47	\$ 8.47	\$ 101.64
CITY OF COACHELLA	612-460-036	83656	LAPIS DR	Trash Service	1	\$ 29.94	\$ 29.94	\$ 359.28
CITY OF COACHELLA	612-460-037	83668	LAPIS DR	Trash Service	1	\$ 29.94	\$ 29.94	\$ 359.28
CITY OF COACHELLA	612-460-037	83668	LAPIS DR	Additional Trash	1	\$ 8.47	\$ 8.47	\$ 101.64
CITY OF COACHELLA	612-460-038	83680	LAPIS DR	Trash Service	1	\$ 29.94	\$ 29.94	\$ 359.28
CITY OF COACHELLA	612-460-038	83680	LAPIS DR	Additional Trash	1	\$ 8.47	\$ 8.47	\$ 101.64
CITY OF COACHELLA	612-460-039	83692	LAPIS DR	Trash Service	1	\$ 29.94	\$ 29.94	\$ 359.28
CITY OF COACHELLA	612-460-040	83704	LAPIS DR	Trash Service	1	\$ 29.94	\$ 29.94	\$ 359.28

City of Coachella Final 2022-23 Tax File

Customer Name	Parcel #	Address	Street	Service Level	Units	Monthly Rate	Total Montly Rate	Annual Rate
CITY OF COACHELLA	612-460-040	83704	LAPIS DR	Additional Trash	1	\$ 8.47	\$ 8.47	\$ 101.64
CITY OF COACHELLA	612-460-041	83701	SERPENTINE WAY	Trash Service	1	\$ 29.94	\$ 29.94	\$ 359.28
CITY OF COACHELLA	612-460-042	83689	SERPENTINE WAY	Trash Service	1	\$ 29.94	\$ 29.94	\$ 359.28
CITY OF COACHELLA	612-460-043	83677	SERPENTINE WAY	Trash Service	1	\$ 29.94	\$ 29.94	\$ 359.28
CITY OF COACHELLA	612-460-044	83665	SERPENTINE WAY	Trash Service	1	\$ 29.94	\$ 29.94	\$ 359.28
CITY OF COACHELLA	612-460-044	83665	SERPENTINE WAY	Additional Trash	1	\$ 8.47	\$ 8.47	\$ 101.64
CITY OF COACHELLA	612-460-045	83653	SERPENTINE WAY	Trash Service	1	\$ 29.94	\$ 29.94	\$ 359.28
CITY OF COACHELLA	612-460-046	83641	SERPENTINE WAY	Trash Service	1	\$ 29.94	\$ 29.94	\$ 359.28
CITY OF COACHELLA	612-460-047	83628	SERPENTINE WAY	Trash Service	1	\$ 29.94	\$ 29.94	\$ 359.28
CITY OF COACHELLA	612-460-047	83628	SERPENTINE WAY	Additional Trash	1	\$ 8.47	\$ 8.47	\$ 101.64
CITY OF COACHELLA	612-460-048	83640	SERPENTINE WAY	Trash Service	1	\$ 29.94	\$ 29.94	\$ 359.28
CITY OF COACHELLA	612-460-048	83640	SERPENTINE WAY	Additional Trash	1	\$ 8.47	\$ 8.47	\$ 101.64
CITY OF COACHELLA	612-460-048	83640	SERPENTINE WAY	Additional Recycle	1	\$ 8.47	\$ 8.47	\$ 101.64
CITY OF COACHELLA	612-460-049	83652	SERPENTINE WAY	Trash Service	1	\$ 29.94	\$ 29.94	\$ 359.28
CITY OF COACHELLA	612-460-049	83652	SERPENTINE WAY	Additional Trash	1	\$ 8.47	\$ 8.47	\$ 101.64
CITY OF COACHELLA	612-460-050	83664	SERPENTINE WAY	Trash Service	1	\$ 29.94	\$ 29.94	\$ 359.28
CITY OF COACHELLA	612-460-051	83676	SERPENTINE WAY	Trash Service	1	\$ 29.94	\$ 29.94	\$ 359.28
CITY OF COACHELLA	612-460-052	83688	SERPENTINE WAY	Trash Service	1	\$ 29.94	\$ 29.94	\$ 359.28
CITY OF COACHELLA	612-460-052	83688	SERPENTINE WAY	Additional Trash	1	\$ 8.47	\$ 8.47	\$ 101.64
CITY OF COACHELLA	612-460-053	83700	SERPENTINE WAY	Trash Service	1	\$ 29.94	\$ 29.94	\$ 359.28
CITY OF COACHELLA	612-460-054	49361	CINNABAR LANE	Trash Service	1	\$ 29.94	\$ 29.94	\$ 359.28
CITY OF COACHELLA	612-460-055	49391	CINNABAR LANE	Trash Service	1	\$ 29.94	\$ 29.94	\$ 359.28
CITY OF COACHELLA	612-460-056	49421	CINNABAR LANE	Trash Service	1	\$ 29.94	\$ 29.94	\$ 359.28
CITY OF COACHELLA	612-460-057	49451	CINNABAR LANE	Trash Service	1	\$ 29.94	\$ 29.94	\$ 359.28
CITY OF COACHELLA	612-460-058	49481	CINNABAR LANE	Trash Service	1	\$ 29.94	\$ 29.94	\$ 359.28
CITY OF COACHELLA	612-460-059	49511	CINNABAR LANE	Trash Service	1	\$ 29.94	\$ 29.94	\$ 359.28
CITY OF COACHELLA	612-460-060	49541	CINNABAR LANE	Trash Service	1	\$ 29.94	\$ 29.94	\$ 359.28
CITY OF COACHELLA	612-460-061	49571	CINNABAR LANE	Trash Service	1	\$ 29.94	\$ 29.94	\$ 359.28
CITY OF COACHELLA	612-460-062	49601	CINNABAR LANE	Trash Service	1	\$ 29.94	\$ 29.94	\$ 359.28
CITY OF COACHELLA	612-460-063	49631	CINNABAR LANE	Trash Service	1	\$ 29.94	\$ 29.94	\$ 359.28
CITY OF COACHELLA	612-460-063	49631	CINNABAR LANE	Additional Trash	1	\$ 8.47	\$ 8.47	\$ 101.64
CITY OF COACHELLA	612-460-064	49661	CINNABAR LANE	Trash Service	1	\$ 29.94	\$ 29.94	\$ 359.28
CITY OF COACHELLA	612-461-001	83708	SHADOWROCK DR	Trash Service	1	\$ 29.94	\$ 29.94	\$ 359.28
CITY OF COACHELLA	612-461-001	83708	SHADOWROCK DR	Additional Trash	1	\$ 8.47	\$ 8.47	\$ 101.64
CITY OF COACHELLA	612-461-002	83696	SHADOWROCK DR	Trash Service	1	\$ 29.94	\$ 29.94	\$ 359.28
CITY OF COACHELLA	612-461-002	83696	SHADOWROCK DR	Additional Trash	1	\$ 8.47	\$ 8.47	\$ 101.64
CITY OF COACHELLA	612-461-003	83684	SHADOWROCK DR	Trash Service	1	\$ 29.94	\$ 29.94	\$ 359.28
CITY OF COACHELLA	612-461-003	83684	SHADOWROCK DR	Additional Recycle	1	\$ 8.47	\$ 8.47	\$ 101.64
CITY OF COACHELLA	612-461-004	83672	SHADOWROCK DR	Trash Service	1	\$ 29.94	\$ 29.94	\$ 359.28
CITY OF COACHELLA	612-461-005	83660	SHADOWROCK DR	Trash Service	1	\$ 29.94	\$ 29.94	\$ 359.28

City of Coachella Final 2022-23 Tax File

Customer Name	Parcel #	Address	Street	Service Level	Units	Monthly Rate	Total Montly Rate	Annual Rate
CITY OF COACHELLA	612-461-005	83660	SHADOWROCK DR	Additional Recycle	1	\$ 8.47	\$ 8.47	\$ 101.64
CITY OF COACHELLA	612-461-006	83648	SHADOWROCK DR	Trash Service	1	\$ 29.94	\$ 29.94	\$ 359.28
CITY OF COACHELLA	612-461-006	83648	SHADOWROCK DR	Additional Trash	1	\$ 8.47	\$ 8.47	\$ 101.64
CITY OF COACHELLA	612-461-007	83636	SHADOWROCK DR	Trash Service	1	\$ 29.94	\$ 29.94	\$ 359.28
CITY OF COACHELLA	612-461-008	83624	SHADOWROCK DR	Trash Service	1	\$ 29.94	\$ 29.94	\$ 359.28
CITY OF COACHELLA	612-461-009	83612	SHADOWROCK DR	Trash Service	1	\$ 29.94	\$ 29.94	\$ 359.28
CITY OF COACHELLA	612-461-010	83600	SHADOWROCK DR	Trash Service	1	\$ 29.94	\$ 29.94	\$ 359.28
CITY OF COACHELLA	612-461-011	83588	SHADOWROCK DR	Trash Service	1	\$ 29.94	\$ 29.94	\$ 359.28
CITY OF COACHELLA	612-461-012	83576	SHADOWROCK DR	Trash Service	1	\$ 29.94	\$ 29.94	\$ 359.28
CITY OF COACHELLA	612-461-013	83564	SHADOWROCK DR	Trash Service	1	\$ 29.94	\$ 29.94	\$ 359.28
CITY OF COACHELLA	612-461-014	83552	SHADOWROCK DR	Trash Service	1	\$ 29.94	\$ 29.94	\$ 359.28
CITY OF COACHELLA	612-461-014	83552	SHADOWROCK DR	Additional Recycle	1	\$ 8.47	\$ 8.47	\$ 101.64
CITY OF COACHELLA	612-461-015	83540	SHADOWROCK DR	Trash Service	1	\$ 29.94	\$ 29.94	\$ 359.28
CITY OF COACHELLA	612-461-016	83537	LAPIS DR	Trash Service	1	\$ 29.94	\$ 29.94	\$ 359.28
CITY OF COACHELLA	612-461-017	83549	LAPIS DR	Trash Service	1	\$ 29.94	\$ 29.94	\$ 359.28
CITY OF COACHELLA	612-461-017	83549	LAPIS DR	Additional Recycle	1	\$ 8.47	\$ 8.47	\$ 101.64
CITY OF COACHELLA	612-461-017	83549	LAPIS DR	Additional Trash	1	\$ 8.47	\$ 8.47	\$ 101.64
CITY OF COACHELLA	612-461-018	83561	LAPIS DR	Trash Service	1	\$ 29.94	\$ 29.94	\$ 359.28
CITY OF COACHELLA	612-461-019	83573	LAPIS DR	Trash Service	1	\$ 29.94	\$ 29.94	\$ 359.28
CITY OF COACHELLA	612-461-019	83573	LAPIS DR	Additional Trash	1	\$ 8.47	\$ 8.47	\$ 101.64
CITY OF COACHELLA	612-461-020	83585	LAPIS DR	Trash Service	1	\$ 29.94	\$ 29.94	\$ 359.28
CITY OF COACHELLA	612-461-021	83597	LAPIS DR	Trash Service	1	\$ 29.94	\$ 29.94	\$ 359.28
CITY OF COACHELLA	612-461-022	83609	LAPIS DR	Trash Service	1	\$ 29.94	\$ 29.94	\$ 359.28
CITY OF COACHELLA	612-461-022	83609	LAPIS DR	Additional Trash	1	\$ 8.47	\$ 8.47	\$ 101.64
CITY OF COACHELLA	612-461-023	83621	LAPIS DR	Trash Service	1	\$ 29.94	\$ 29.94	\$ 359.28
CITY OF COACHELLA	612-461-024	83633	LAPIS DR	Trash Service	1	\$ 29.94	\$ 29.94	\$ 359.28
CITY OF COACHELLA	612-461-025	83645	LAPIS DR	Trash Service	1	\$ 29.94	\$ 29.94	\$ 359.28
CITY OF COACHELLA	612-461-026	83657	LAPIS DR	Trash Service	1	\$ 29.94	\$ 29.94	\$ 359.28
CITY OF COACHELLA	612-461-027	83669	LAPIS DR	Trash Service	1	\$ 29.94	\$ 29.94	\$ 359.28
CITY OF COACHELLA	612-461-028	83681	LAPIS DR	Trash Service	1	\$ 29.94	\$ 29.94	\$ 359.28
CITY OF COACHELLA	612-461-029	83693	LAPIS DR	Trash Service	1	\$ 29.94	\$ 29.94	\$ 359.28
CITY OF COACHELLA	612-461-030	83705	LAPIS DR	Trash Service	1	\$ 29.94	\$ 29.94	\$ 359.28
CITY OF COACHELLA	612-470-001	83998	FIESTA ROAD	Trash Service	1	\$ 29.94	\$ 29.94	\$ 359.28
CITY OF COACHELLA	612-470-001	83998	FIESTA ROAD	Additional Green	1	\$ 8.47	\$ 8.47	\$ 101.64
CITY OF COACHELLA	612-470-002	83994	FIESTA ROAD	Trash Service	1	\$ 29.94	\$ 29.94	\$ 359.28
CITY OF COACHELLA	612-470-003	83990	FIESTA ROAD	Trash Service	1	\$ 29.94	\$ 29.94	\$ 359.28
CITY OF COACHELLA	612-470-004	83986	FIESTA ROAD	Trash Service	1	\$ 29.94	\$ 29.94	\$ 359.28
CITY OF COACHELLA	612-470-005	83982	FIESTA ROAD	Trash Service	1	\$ 29.94	\$ 29.94	\$ 359.28
CITY OF COACHELLA	612-470-006	83978	FIESTA ROAD	Trash Service	1	\$ 29.94	\$ 29.94	\$ 359.28
CITY OF COACHELLA	612-470-007	83974	FIESTA ROAD	Trash Service	1	\$ 29.94	\$ 29.94	\$ 359.28

City of Coachella Final 2022-23 Tax File

Customer Name	Parcel #	Address	Street	Service Level	Units	Monthly Rate	Total Montly Rate	Annual Rate
CITY OF COACHELLA	612-470-008	83970	FIESTA ROAD	Trash Service	1	\$ 29.94	\$ 29.94	\$ 359.28
CITY OF COACHELLA	612-470-008	83970	FIESTA ROAD	Additional Trash	1	\$ 8.47	\$ 8.47	\$ 101.64
CITY OF COACHELLA	612-470-009	83966	FIESTA ROAD	Trash Service	1	\$ 29.94	\$ 29.94	\$ 359.28
CITY OF COACHELLA	612-470-010	83962	FIESTA ROAD	Trash Service	1	\$ 29.94	\$ 29.94	\$ 359.28
CITY OF COACHELLA	612-470-011	83958	FIESTA ROAD	Trash Service	1	\$ 29.94	\$ 29.94	\$ 359.28
CITY OF COACHELLA	612-470-012	83954	FIESTA ROAD	Trash Service	1	\$ 29.94	\$ 29.94	\$ 359.28
CITY OF COACHELLA	612-470-013	83950	FIESTA ROAD	Trash Service	1	\$ 29.94	\$ 29.94	\$ 359.28
CITY OF COACHELLA	612-470-014	83946	FIESTA ROAD	Trash Service	1	\$ 29.94	\$ 29.94	\$ 359.28
CITY OF COACHELLA	612-470-015	83942	FIESTA ROAD	Trash Service	1	\$ 29.94	\$ 29.94	\$ 359.28
CITY OF COACHELLA	612-470-016	83938	FIESTA ROAD	Trash Service	1	\$ 29.94	\$ 29.94	\$ 359.28
CITY OF COACHELLA	612-470-017	83934	FIESTA ROAD	Trash Service	1	\$ 29.94	\$ 29.94	\$ 359.28
CITY OF COACHELLA	612-470-018	83930	FIESTA ROAD	Trash Service	1	\$ 29.94	\$ 29.94	\$ 359.28
CITY OF COACHELLA	612-470-019	49117	CRESCENT WAY	Trash Service	1	\$ 29.94	\$ 29.94	\$ 359.28
CITY OF COACHELLA	612-470-020	49121	CRESCENT WAY	Trash Service	1	\$ 29.94	\$ 29.94	\$ 359.28
CITY OF COACHELLA	612-470-021	49125	CRESCENT WAY	Trash Service	1	\$ 29.94	\$ 29.94	\$ 359.28
CITY OF COACHELLA	612-470-022	49129	CRESCENT WAY	Trash Service	1	\$ 29.94	\$ 29.94	\$ 359.28
CITY OF COACHELLA	612-470-022	49129	CRESCENT WAY	Additional Trash	1	\$ 8.47	\$ 8.47	\$ 101.64
CITY OF COACHELLA	612-470-023	49133	CRESCENT WAY	Trash Service	1	\$ 29.94	\$ 29.94	\$ 359.28
CITY OF COACHELLA	612-470-023	49133	CRESCENT WAY	Additional Recycle	1	\$ 8.47	\$ 8.47	\$ 101.64
CITY OF COACHELLA	612-470-024	49137	CRESCENT WAY	Trash Service	1	\$ 29.94	\$ 29.94	\$ 359.28
CITY OF COACHELLA	612-470-024	49137	CRESCENT WAY	Additional Green	1	\$ 8.47	\$ 8.47	\$ 101.64
CITY OF COACHELLA	612-470-026	49141	CRESCENT WAY	Trash Service	1	\$ 29.94	\$ 29.94	\$ 359.28
CITY OF COACHELLA	612-470-027	49145	CRESCENT WAY	Trash Service	1	\$ 29.94	\$ 29.94	\$ 359.28
CITY OF COACHELLA	612-470-028	83931	MOONLIT DR	Trash Service	1	\$ 29.94	\$ 29.94	\$ 359.28
CITY OF COACHELLA	612-470-028	83931	MOONLIT DR	Additional Trash	1	\$ 8.47	\$ 8.47	\$ 101.64
CITY OF COACHELLA	612-470-029	83935	MOONLIT DR	Trash Service	1	\$ 29.94	\$ 29.94	\$ 359.28
CITY OF COACHELLA	612-470-030	83939	MOONLIT DR	Trash Service	1	\$ 29.94	\$ 29.94	\$ 359.28
CITY OF COACHELLA	612-470-031	83943	MOONLIT DR	Trash Service	1	\$ 29.94	\$ 29.94	\$ 359.28
CITY OF COACHELLA	612-470-032	83947	MOONLIT DR	Trash Service	1	\$ 29.94	\$ 29.94	\$ 359.28
CITY OF COACHELLA	612-470-033	83951	MOONLIT DR	Trash Service	1	\$ 29.94	\$ 29.94	\$ 359.28
CITY OF COACHELLA	612-470-034	83955	MOONLIT DR	Trash Service	1	\$ 29.94	\$ 29.94	\$ 359.28
CITY OF COACHELLA	612-470-035	83959	MOONLIT DR	Trash Service	1	\$ 29.94	\$ 29.94	\$ 359.28
CITY OF COACHELLA	612-470-036	83963	MOONLIT DR	Trash Service	1	\$ 29.94	\$ 29.94	\$ 359.28
CITY OF COACHELLA	612-470-037	83967	MOONLIT DR	Trash Service	1	\$ 29.94	\$ 29.94	\$ 359.28
CITY OF COACHELLA	612-470-038	83971	MOONLIT DR	Trash Service	1	\$ 29.94	\$ 29.94	\$ 359.28
CITY OF COACHELLA	612-470-039	83975	MOONLIT DR	Trash Service	1	\$ 29.94	\$ 29.94	\$ 359.28
CITY OF COACHELLA	612-470-040	83979	MOONLIT DR	Trash Service	1	\$ 29.94	\$ 29.94	\$ 359.28
CITY OF COACHELLA	612-470-041	83983	MOONLIT DR	Trash Service	1	\$ 29.94	\$ 29.94	\$ 359.28
CITY OF COACHELLA	612-470-042	83987	MOONLIT DR	Trash Service	1	\$ 29.94	\$ 29.94	\$ 359.28
CITY OF COACHELLA	612-470-043	83991	MOONLIT DR	Trash Service	1	\$ 29.94	\$ 29.94	\$ 359.28

City of Coachella Final 2022-23 Tax File

Customer Name	Parcel #	Address	Street	Service Level	Units	Monthly Rate	Total Montly Rate	Annual Rate
CITY OF COACHELLA	612-470-044	83995	MOONLIT DR	Trash Service	1	\$ 29.94	\$ 29.94	\$ 359.28
CITY OF COACHELLA	612-470-045	83999	MOONLIT DR	Trash Service	1	\$ 29.94	\$ 29.94	\$ 359.28
CITY OF COACHELLA	612-470-045	83999	MOONLIT DR	Additional Green	2	\$ 8.47	\$ 16.94	\$ 203.28
CITY OF COACHELLA	612-470-045	83999	MOONLIT DR	Additional Recycle	1	\$ 8.47	\$ 8.47	\$ 101.64
CITY OF COACHELLA	612-471-001	49138	CRESCENT WAY	Trash Service	1	\$ 29.94	\$ 29.94	\$ 359.28
CITY OF COACHELLA	612-471-002	49134	CRESCENT WAY	Trash Service	1	\$ 29.94	\$ 29.94	\$ 359.28
CITY OF COACHELLA	612-471-003	49130	CRESCENT WAY	Trash Service	1	\$ 29.94	\$ 29.94	\$ 359.28
CITY OF COACHELLA	612-471-004	49126	CRESCENT WAY	Trash Service	1	\$ 29.94	\$ 29.94	\$ 359.28
CITY OF COACHELLA	612-471-005	49122	CRESCENT WAY	Trash Service	1	\$ 29.94	\$ 29.94	\$ 359.28
CITY OF COACHELLA	612-471-005	49122	CRESCENT WAY	Additional Trash	1	\$ 8.47	\$ 8.47	\$ 101.64
CITY OF COACHELLA	612-471-006	83943	FIESTA ROAD	Trash Service	1	\$ 29.94	\$ 29.94	\$ 359.28
CITY OF COACHELLA	612-471-007	83947	FIESTA ROAD	Trash Service	1	\$ 29.94	\$ 29.94	\$ 359.28
CITY OF COACHELLA	612-471-008	83951	FIESTA ROAD	Trash Service	1	\$ 29.94	\$ 29.94	\$ 359.28
CITY OF COACHELLA	612-471-009	83955	FIESTA ROAD	Trash Service	1	\$ 29.94	\$ 29.94	\$ 359.28
CITY OF COACHELLA	612-471-010	83959	FIESTA ROAD	Trash Service	1	\$ 29.94	\$ 29.94	\$ 359.28
CITY OF COACHELLA	612-471-011	83963	FIESTA ROAD	Trash Service	1	\$ 29.94	\$ 29.94	\$ 359.28
CITY OF COACHELLA	612-471-012	83967	FIESTA ROAD	Trash Service	1	\$ 29.94	\$ 29.94	\$ 359.28
CITY OF COACHELLA	612-471-013	83971	FIESTA ROAD	Trash Service	1	\$ 29.94	\$ 29.94	\$ 359.28
CITY OF COACHELLA	612-471-014	83975	FIESTA ROAD	Trash Service	1	\$ 29.94	\$ 29.94	\$ 359.28
CITY OF COACHELLA	612-471-014	83975	FIESTA ROAD	Additional Trash	1	\$ 8.47	\$ 8.47	\$ 101.64
CITY OF COACHELLA	612-471-015	83979	FIESTA ROAD	Trash Service	1	\$ 29.94	\$ 29.94	\$ 359.28
CITY OF COACHELLA	612-471-016	83983	FIESTA ROAD	Trash Service	1	\$ 29.94	\$ 29.94	\$ 359.28
CITY OF COACHELLA	612-471-017	83987	FIESTA ROAD	Trash Service	1	\$ 29.94	\$ 29.94	\$ 359.28
CITY OF COACHELLA	612-471-018	83991	FIESTA ROAD	Trash Service	1	\$ 29.94	\$ 29.94	\$ 359.28
CITY OF COACHELLA	612-471-018	83991	FIESTA ROAD	Additional Trash	1	\$ 8.47	\$ 8.47	\$ 101.64
CITY OF COACHELLA	612-471-020	83992	MOONLIT DR	Trash Service	1	\$ 29.94	\$ 29.94	\$ 359.28
CITY OF COACHELLA	612-471-021	83998	MOONLIT DR	Trash Service	1	\$ 29.94	\$ 29.94	\$ 359.28
CITY OF COACHELLA	612-471-021	83998	MOONLIT DR	Additional Trash	1	\$ 8.47	\$ 8.47	\$ 101.64
CITY OF COACHELLA	612-471-022	83984	MOONLIT DR	Trash Service	1	\$ 29.94	\$ 29.94	\$ 359.28
CITY OF COACHELLA	612-471-022	83984	MOONLIT DR	Additional Trash	1	\$ 8.47	\$ 8.47	\$ 101.64
CITY OF COACHELLA	612-471-023	83980	MOONLIT DR	Trash Service	1	\$ 29.94	\$ 29.94	\$ 359.28
CITY OF COACHELLA	612-471-024	83976	MOONLIT DR	Trash Service	1	\$ 29.94	\$ 29.94	\$ 359.28
CITY OF COACHELLA	612-471-025	83972	MOONLIT DR	Trash Service	1	\$ 29.94	\$ 29.94	\$ 359.28
CITY OF COACHELLA	612-471-025	83972	MOONLIT DR	Additional Green	1	\$ 8.47	\$ 8.47	\$ 101.64
CITY OF COACHELLA	612-471-026	83968	MOONLIT DR	Trash Service	1	\$ 29.94	\$ 29.94	\$ 359.28
CITY OF COACHELLA	612-471-027	83964	MOONLIT DR	Trash Service	1	\$ 29.94	\$ 29.94	\$ 359.28
CITY OF COACHELLA	612-471-028	83960	MOONLIT DR	Trash Service	1	\$ 29.94	\$ 29.94	\$ 359.28
CITY OF COACHELLA	612-471-029	83956	MOONLIT DR	Trash Service	1	\$ 29.94	\$ 29.94	\$ 359.28
CITY OF COACHELLA	612-471-030	83952	MOONLIT DR	Trash Service	1	\$ 29.94	\$ 29.94	\$ 359.28
CITY OF COACHELLA	612-471-031	83948	MOONLIT DR	Trash Service	1	\$ 29.94	\$ 29.94	\$ 359.28

City of Coachella Final 2022-23 Tax File

Customer Name	Parcel #	Address	Street	Service Level	Units	Monthly Rate	Total Montly Rate	Annual Rate
CITY OF COACHELLA	612-471-032	83944	MOONLIT DR	Trash Service	1	\$ 29.94	\$ 29.94	\$ 359.28
CITY OF COACHELLA	612-471-032	83944	MOONLIT DR	Additional Trash	1	\$ 8.47	\$ 8.47	\$ 101.64
CITY OF COACHELLA	612-472-003	49120	VALLE POSADA	Trash Service	1	\$ 29.94	\$ 29.94	\$ 359.28
CITY OF COACHELLA	612-472-003	49120	VALLE POSADA	Additional Recycle	1	\$ 8.47	\$ 8.47	\$ 101.64
CITY OF COACHELLA	612-472-004	49124	VALLE POSADA	Trash Service	1	\$ 29.94	\$ 29.94	\$ 359.28
CITY OF COACHELLA	612-472-005	49128	VALLE POSADA	Trash Service	1	\$ 29.94	\$ 29.94	\$ 359.28
CITY OF COACHELLA	612-472-006	49132	VALLE POSADA	Trash Service	1	\$ 29.94	\$ 29.94	\$ 359.28
CITY OF COACHELLA	612-472-007	49136	VALLE POSADA	Trash Service	1	\$ 29.94	\$ 29.94	\$ 359.28
CITY OF COACHELLA	612-472-008	49140	VALLE POSADA	Trash Service	1	\$ 29.94	\$ 29.94	\$ 359.28
CITY OF COACHELLA	612-500-001	48369	CAM MAYA	Trash Service	1	\$ 29.94	\$ 29.94	\$ 359.28
CITY OF COACHELLA	612-500-002	48399	CAM MAYA	Trash Service	1	\$ 29.94	\$ 29.94	\$ 359.28
CITY OF COACHELLA	612-500-002	48399	CAM MAYA	Additional Trash	1	\$ 8.47	\$ 8.47	\$ 101.64
CITY OF COACHELLA	612-500-003	48429	CAM MAYA	Trash Service	1	\$ 29.94	\$ 29.94	\$ 359.28
CITY OF COACHELLA	612-500-004	48459	CAM MAYA	Trash Service	1	\$ 29.94	\$ 29.94	\$ 359.28
CITY OF COACHELLA	612-500-004	48459	CAM MAYA	Additional Trash	1	\$ 8.47	\$ 8.47	\$ 101.64
CITY OF COACHELLA	612-500-005	48489	CAM MAYA	Trash Service	1	\$ 29.94	\$ 29.94	\$ 359.28
CITY OF COACHELLA	612-500-006	48519	CAM MAYA	Trash Service	1	\$ 29.94	\$ 29.94	\$ 359.28
CITY OF COACHELLA	612-500-007	48549	CAM MAYA	Trash Service	1	\$ 29.94	\$ 29.94	\$ 359.28
CITY OF COACHELLA	612-500-007	48549	CAM MAYA	Additional Trash	1	\$ 8.47	\$ 8.47	\$ 101.64
CITY OF COACHELLA	612-500-008	48579	CAM MAYA	Trash Service	1	\$ 29.94	\$ 29.94	\$ 359.28
CITY OF COACHELLA	612-500-009	48609	CAM MAYA	Trash Service	1	\$ 29.94	\$ 29.94	\$ 359.28
CITY OF COACHELLA	612-500-010	48639	CAM MAYA	Trash Service	1	\$ 29.94	\$ 29.94	\$ 359.28
CITY OF COACHELLA	612-500-010	48639	CAM MAYA	Additional Trash	1	\$ 8.47	\$ 8.47	\$ 101.64
CITY OF COACHELLA	612-500-011	48638	LUNA DE NICOLETA	Trash Service	1	\$ 29.94	\$ 29.94	\$ 359.28
CITY OF COACHELLA	612-500-011	48638	LUNA DE NICOLETA	Additional Trash	1	\$ 8.47	\$ 8.47	\$ 101.64
CITY OF COACHELLA	612-500-012	48608	LUNA DE NICOLETA	Trash Service	1	\$ 29.94	\$ 29.94	\$ 359.28
CITY OF COACHELLA	612-500-013	48578	LUNA DE NICOLETA	Trash Service	1	\$ 29.94	\$ 29.94	\$ 359.28
CITY OF COACHELLA	612-500-014	48548	LUNA DE NICOLETA	Trash Service	1	\$ 29.94	\$ 29.94	\$ 359.28
CITY OF COACHELLA	612-500-015	48518	LUNA DE NICOLETA	Trash Service	1	\$ 29.94	\$ 29.94	\$ 359.28
CITY OF COACHELLA	612-500-016	48488	LUNA DE NICOLETA	Trash Service	1	\$ 29.94	\$ 29.94	\$ 359.28
CITY OF COACHELLA	612-500-017	48458	LUNA DE NICOLETA	Trash Service	1	\$ 29.94	\$ 29.94	\$ 359.28
CITY OF COACHELLA	612-500-018	48428	LUNA DE NICOLETA	Trash Service	1	\$ 29.94	\$ 29.94	\$ 359.28
CITY OF COACHELLA	612-500-019	48398	LUNA DE NICOLETA	Trash Service	1	\$ 29.94	\$ 29.94	\$ 359.28
CITY OF COACHELLA	612-500-020	48368	LUNA DE NICOLETA	Trash Service	1	\$ 29.94	\$ 29.94	\$ 359.28
CITY OF COACHELLA	612-500-020	48368	LUNA DE NICOLETA	Additional Trash	1	\$ 8.47	\$ 8.47	\$ 101.64
CITY OF COACHELLA	612-500-020	48368	LUNA DE NICOLETA	Additional Recycle	1	\$ 8.47	\$ 8.47	\$ 101.64
CITY OF COACHELLA	612-501-001	48367	LUNA DE NICOLETA	Trash Service	1	\$ 29.94	\$ 29.94	\$ 359.28
CITY OF COACHELLA	612-501-001	48367	LUNA DE NICOLETA	Additional Trash	1	\$ 8.47	\$ 8.47	\$ 101.64
CITY OF COACHELLA	612-501-002	48397	LUNA DE NICOLETA	Trash Service	1	\$ 29.94	\$ 29.94	\$ 359.28
CITY OF COACHELLA	612-501-003	48427	LUNA DE NICOLETA	Trash Service	1	\$ 29.94	\$ 29.94	\$ 359.28

City of Coachella Final 2022-23 Tax File

Customer Name	Parcel #	Address	Street	Service Level	Units	Monthly Rate	Total Montly Rate	Annual Rate
CITY OF COACHELLA	612-501-004	48457	LUNA DE NICOLETA	Trash Service	1	\$ 29.94	\$ 29.94	\$ 359.28
CITY OF COACHELLA	612-501-005	48487	LUNA DE NICOLETA	Trash Service	1	\$ 29.94	\$ 29.94	\$ 359.28
CITY OF COACHELLA	612-501-006	48517	LUNA DE NICOLETA	Trash Service	1	\$ 29.94	\$ 29.94	\$ 359.28
CITY OF COACHELLA	612-501-007	48547	LUNA DE NICOLETA	Trash Service	1	\$ 29.94	\$ 29.94	\$ 359.28
CITY OF COACHELLA	612-501-008	48577	LUNA DE NICOLETA	Trash Service	1	\$ 29.94	\$ 29.94	\$ 359.28
CITY OF COACHELLA	612-501-009	48607	LUNA DE NICOLETA	Trash Service	1	\$ 29.94	\$ 29.94	\$ 359.28
CITY OF COACHELLA	612-501-010	48606	AGUA CALIENTE ST	Trash Service	1	\$ 29.94	\$ 29.94	\$ 359.28
CITY OF COACHELLA	612-501-011	48576	AGUA CALIENTE ST	Trash Service	1	\$ 29.94	\$ 29.94	\$ 359.28
CITY OF COACHELLA	612-501-011	48576	AGUA CALIENTE ST	Additional Trash	1	\$ 8.47	\$ 8.47	\$ 101.64
CITY OF COACHELLA	612-501-012	48546	AGUA CALIENTE ST	Trash Service	1	\$ 29.94	\$ 29.94	\$ 359.28
CITY OF COACHELLA	612-501-013	48516	AGUA CALIENTE ST	Trash Service	1	\$ 29.94	\$ 29.94	\$ 359.28
CITY OF COACHELLA	612-501-014	48486	AGUA CALIENTE ST	Trash Service	1	\$ 29.94	\$ 29.94	\$ 359.28
CITY OF COACHELLA	612-501-015	48456	AGUA CALIENTE ST	Trash Service	1	\$ 29.94	\$ 29.94	\$ 359.28
CITY OF COACHELLA	612-501-016	48426	AGUA CALIENTE ST	Trash Service	1	\$ 29.94	\$ 29.94	\$ 359.28
CITY OF COACHELLA	612-501-017	48396	AGUA CALIENTE ST	Trash Service	1	\$ 29.94	\$ 29.94	\$ 359.28
CITY OF COACHELLA	612-501-018	48366	AGUA CALIENTE ST	Trash Service	1	\$ 29.94	\$ 29.94	\$ 359.28
CITY OF COACHELLA	612-502-001	83466	CALLE COLIMA	Trash Service	1	\$ 29.94	\$ 29.94	\$ 359.28
CITY OF COACHELLA	612-502-002	83462	CALLE COLIMA	Trash Service	1	\$ 29.94	\$ 29.94	\$ 359.28
CITY OF COACHELLA	612-502-003	83458	CALLE COLIMA	Trash Service	1	\$ 29.94	\$ 29.94	\$ 359.28
CITY OF COACHELLA	612-502-004	83454	CALLE COLIMA	Trash Service	1	\$ 29.94	\$ 29.94	\$ 359.28
CITY OF COACHELLA	612-502-004	83454	CALLE COLIMA	Additional Trash	1	\$ 8.47	\$ 8.47	\$ 101.64
CITY OF COACHELLA	612-503-001	83450	CALLE COLIMA	Trash Service	1	\$ 29.94	\$ 29.94	\$ 359.28
CITY OF COACHELLA	612-503-001	83450	CALLE COLIMA	Additional Trash	1	\$ 8.47	\$ 8.47	\$ 101.64
CITY OF COACHELLA	612-503-002	83446	CALLE COLIMA	Trash Service	1	\$ 29.94	\$ 29.94	\$ 359.28
CITY OF COACHELLA	612-503-003	83442	CALLE COLIMA	Trash Service	1	\$ 29.94	\$ 29.94	\$ 359.28
CITY OF COACHELLA	612-503-004	83438	CALLE COLIMA	Trash Service	1	\$ 29.94	\$ 29.94	\$ 359.28
CITY OF COACHELLA	612-503-004	83438	CALLE COLIMA	Additional Trash	1	\$ 8.47	\$ 8.47	\$ 101.64
CITY OF COACHELLA	612-503-005	83434	CALLE COLIMA	Trash Service	1	\$ 29.94	\$ 29.94	\$ 359.28
CITY OF COACHELLA	612-503-005	83434	CALLE COLIMA	Additional Trash	1	\$ 8.47	\$ 8.47	\$ 101.64
CITY OF COACHELLA	612-503-006	48329	AGUA CALIENTE ST	Trash Service	1	\$ 29.94	\$ 29.94	\$ 359.28
CITY OF COACHELLA	612-503-006	48329	AGUA CALIENTE ST	Additional Trash	1	\$ 8.47	\$ 8.47	\$ 101.64
CITY OF COACHELLA	612-503-007	48351	AGUA CALIENTE ST	Trash Service	1	\$ 29.94	\$ 29.94	\$ 359.28
CITY OF COACHELLA	612-503-007	48351	AGUA CALIENTE ST	Additional Trash	1	\$ 8.47	\$ 8.47	\$ 101.64
CITY OF COACHELLA	612-503-008	48373	AGUA CALIENTE ST	Trash Service	1	\$ 29.94	\$ 29.94	\$ 359.28
CITY OF COACHELLA	612-503-009	48395	AGUA CALIENTE ST	Trash Service	1	\$ 29.94	\$ 29.94	\$ 359.28
CITY OF COACHELLA	612-503-010	48417	AGUA CALIENTE ST	Trash Service	1	\$ 29.94	\$ 29.94	\$ 359.28
CITY OF COACHELLA	612-503-011	48439	AGUA CALIENTE ST	Trash Service	1	\$ 29.94	\$ 29.94	\$ 359.28
CITY OF COACHELLA	612-503-012	48461	AGUA CALIENTE ST	Trash Service	1	\$ 29.94	\$ 29.94	\$ 359.28
CITY OF COACHELLA	612-503-013	48483	AGUA CALIENTE ST	Trash Service	1	\$ 29.94	\$ 29.94	\$ 359.28
CITY OF COACHELLA	612-503-013	48483	AGUA CALIENTE ST	Additional Trash	1	\$ 8.47	\$ 8.47	\$ 101.64

City of Coachella Final 2022-23 Tax File

Customer Name	Parcel #	Address	Street	Service Level	Units	Monthly Rate	Total Montly Rate	Annual Rate
CITY OF COACHELLA	612-503-014	48456	EL CASTILLO ROAD	Trash Service	1	\$ 29.94	\$ 29.94	\$ 359.28
CITY OF COACHELLA	612-503-015	48486	EL CASTILLO ROAD	Trash Service	1	\$ 29.94	\$ 29.94	\$ 359.28
CITY OF COACHELLA	612-503-015	48486	EL CASTILLO ROAD	Additional Trash	1	\$ 8.47	\$ 8.47	\$ 101.64
CITY OF COACHELLA	612-503-016	48516	EL CASTILLO ROAD	Trash Service	1	\$ 29.94	\$ 29.94	\$ 359.28
CITY OF COACHELLA	612-503-017	48546	EL CASTILLO ROAD	Trash Service	1	\$ 29.94	\$ 29.94	\$ 359.28
CITY OF COACHELLA	612-503-018	48576	EL CASTILLO ROAD	Trash Service	1	\$ 29.94	\$ 29.94	\$ 359.28
CITY OF COACHELLA	612-503-019	48606	EL CASTILLO ROAD	Trash Service	1	\$ 29.94	\$ 29.94	\$ 359.28
CITY OF COACHELLA	612-503-019	48606	EL CASTILLO ROAD	Additional Trash	1	\$ 8.47	\$ 8.47	\$ 101.64
CITY OF COACHELLA	612-503-020	48605	CAM LAS BRISAS	Trash Service	1	\$ 29.94	\$ 29.94	\$ 359.28
CITY OF COACHELLA	612-503-021	48575	CAM LAS BRISAS	Trash Service	1	\$ 29.94	\$ 29.94	\$ 359.28
CITY OF COACHELLA	612-503-022	48545	CAM LAS BRISAS	Trash Service	1	\$ 29.94	\$ 29.94	\$ 359.28
CITY OF COACHELLA	612-503-023	83306	CAM LAS BRISAS	Trash Service	1	\$ 29.94	\$ 29.94	\$ 359.28
CITY OF COACHELLA	612-503-024	83328	CAM LAS BRISAS	Trash Service	1	\$ 29.94	\$ 29.94	\$ 359.28
CITY OF COACHELLA	612-503-025	83350	CAM LAS BRISAS	Trash Service	1	\$ 29.94	\$ 29.94	\$ 359.28
CITY OF COACHELLA	612-503-026	83372	CAM LAS BRISAS	Trash Service	1	\$ 29.94	\$ 29.94	\$ 359.28
CITY OF COACHELLA	612-503-026	83372	CAM LAS BRISAS	Additional Trash	1	\$ 8.47	\$ 8.47	\$ 101.64
CITY OF COACHELLA	612-503-027	83394	CAM LAS BRISAS	Trash Service	1	\$ 29.94	\$ 29.94	\$ 359.28
CITY OF COACHELLA	612-503-028	83242	EL GRECO AVE	Trash Service	1	\$ 29.94	\$ 29.94	\$ 359.28
CITY OF COACHELLA	612-503-029	83264	EL GRECO AVE	Trash Service	1	\$ 29.94	\$ 29.94	\$ 359.28
CITY OF COACHELLA	612-503-030	83286	EL GRECO AVE	Trash Service	1	\$ 29.94	\$ 29.94	\$ 359.28
CITY OF COACHELLA	612-503-031	83308	EL GRECO AVE	Trash Service	1	\$ 29.94	\$ 29.94	\$ 359.28
CITY OF COACHELLA	612-503-032	83330	EL GRECO AVE	Trash Service	1	\$ 29.94	\$ 29.94	\$ 359.28
CITY OF COACHELLA	612-503-032	83330	EL GRECO AVE	Additional Trash	1	\$ 8.47	\$ 8.47	\$ 101.64
CITY OF COACHELLA	612-503-033	48278	TAXCO AVE	Trash Service	1	\$ 29.94	\$ 29.94	\$ 359.28
CITY OF COACHELLA	612-503-033	48278	TAXCO AVE	Additional Green	1	\$ 8.47	\$ 8.47	\$ 101.64
CITY OF COACHELLA	612-503-034	48308	TAXCO AVE	Trash Service	1	\$ 29.94	\$ 29.94	\$ 359.28
CITY OF COACHELLA	612-503-035	48338	TAXCO AVE	Trash Service	1	\$ 29.94	\$ 29.94	\$ 359.28
CITY OF COACHELLA	612-503-035	48338	TAXCO AVE	Additional Trash	1	\$ 8.47	\$ 8.47	\$ 101.64
CITY OF COACHELLA	612-503-036	48368	TAXCO AVE	Trash Service	1	\$ 29.94	\$ 29.94	\$ 359.28
CITY OF COACHELLA	612-503-037	48398	TAXCO AVE	Trash Service	1	\$ 29.94	\$ 29.94	\$ 359.28
CITY OF COACHELLA	612-503-037	48398	TAXCO AVE	Additional Trash	1	\$ 8.47	\$ 8.47	\$ 101.64
CITY OF COACHELLA	612-503-038	48428	TAXCO AVE	Trash Service	1	\$ 29.94	\$ 29.94	\$ 359.28
CITY OF COACHELLA	612-503-039	83349	PUEBLO BONITO AV	Trash Service	1	\$ 29.94	\$ 29.94	\$ 359.28
CITY OF COACHELLA	612-503-039	83349	PUEBLO BONITO AV	Additional Trash	1	\$ 8.47	\$ 8.47	\$ 101.64
CITY OF COACHELLA	612-503-040	83327	PUEBLO BONITO AV	Trash Service	1	\$ 29.94	\$ 29.94	\$ 359.28
CITY OF COACHELLA	612-503-041	83305	PUEBLO BONITO AV	Trash Service	1	\$ 29.94	\$ 29.94	\$ 359.28
CITY OF COACHELLA	612-503-041	83305	PUEBLO BONITO AV	Additional Recycle	1	\$ 8.47	\$ 8.47	\$ 101.64
CITY OF COACHELLA	612-503-042	83283	PUEBLO BONITO AV	Trash Service	1	\$ 29.94	\$ 29.94	\$ 359.28
CITY OF COACHELLA	612-504-001	83241	EL GRECO AVE	Trash Service	1	\$ 29.94	\$ 29.94	\$ 359.28
CITY OF COACHELLA	612-504-002	83263	EL GRECO AVE	Trash Service	1	\$ 29.94	\$ 29.94	\$ 359.28

City of Coachella Final 2022-23 Tax File

Customer Name	Parcel #	Address	Street	Service Level	Units	Monthly Rate	Total Montly Rate	Annual Rate
CITY OF COACHELLA	612-504-003	83295	EL GRECO AVE	Trash Service	1	\$ 29.94	\$ 29.94	\$ 359.28
CITY OF COACHELLA	612-504-003	83295	EL GRECO AVE	Additional Trash	1	\$ 8.47	\$ 8.47	\$ 101.64
CITY OF COACHELLA	612-504-003	83285	EL GRECO AVE	Trash Service	1	\$ 29.94	\$ 29.94	\$ 359.28
CITY OF COACHELLA	612-504-003	83285	EL GRECO AVE	Additional Trash	1	\$ 8.47	\$ 8.47	\$ 101.64
CITY OF COACHELLA	612-504-004	83307	EL GRECO AVE	Trash Service	1	\$ 29.94	\$ 29.94	\$ 359.28
CITY OF COACHELLA	612-504-005	83306	PUEBLO BONITO AV	Trash Service	1	\$ 29.94	\$ 29.94	\$ 359.28
CITY OF COACHELLA	612-504-005	83306	PUEBLO BONITO AV	Additional Trash	1	\$ 8.47	\$ 8.47	\$ 101.64
CITY OF COACHELLA	612-504-006	83284	PUEBLO BONITO AV	Trash Service	1	\$ 29.94	\$ 29.94	\$ 359.28
CITY OF COACHELLA	612-504-007	83262	PUEBLO BONITO AV	Trash Service	1	\$ 29.94	\$ 29.94	\$ 359.28
CITY OF COACHELLA	612-504-008	83240	PUEBLO BONITO AV	Trash Service	1	\$ 29.94	\$ 29.94	\$ 359.28
CITY OF COACHELLA	612-510-001	48605	AGUA CALIENTE ST	Trash Service	1	\$ 29.94	\$ 29.94	\$ 359.28
CITY OF COACHELLA	612-510-001	48605	AGUA CALIENTE ST	Additional Trash	2	\$ 8.47	\$ 16.94	\$ 203.28
CITY OF COACHELLA	612-510-002	48635	AGUA CALIENTE ST	Trash Service	1	\$ 29.94	\$ 29.94	\$ 359.28
CITY OF COACHELLA	612-510-002	48635	AGUA CALIENTE ST	Additional Trash	1	\$ 8.47	\$ 8.47	\$ 101.64
CITY OF COACHELLA	612-510-003	48665	AGUA CALIENTE ST	Trash Service	1	\$ 29.94	\$ 29.94	\$ 359.28
CITY OF COACHELLA	612-510-004	83429	AGUA BLANCA ST	Trash Service	1	\$ 29.94	\$ 29.94	\$ 359.28
CITY OF COACHELLA	612-510-005	83433	AGUA BLANCA ST	Trash Service	1	\$ 29.94	\$ 29.94	\$ 359.28
CITY OF COACHELLA	612-510-006	83437	AGUA BLANCA ST	Trash Service	1	\$ 29.94	\$ 29.94	\$ 359.28
CITY OF COACHELLA	612-510-006	83437	AGUA BLANCA ST	Additional Trash	1	\$ 8.47	\$ 8.47	\$ 101.64
CITY OF COACHELLA	612-510-007	83441	AGUA BLANCA ST	Trash Service	1	\$ 29.94	\$ 29.94	\$ 359.28
CITY OF COACHELLA	612-510-008	83445	AGUA BLANCA ST	Trash Service	1	\$ 29.94	\$ 29.94	\$ 359.28
CITY OF COACHELLA	612-510-008	83445	AGUA BLANCA ST	Additional Trash	1	\$ 8.47	\$ 8.47	\$ 101.64
CITY OF COACHELLA	612-510-009	83449	AGUA BLANCA ST	Trash Service	1	\$ 29.94	\$ 29.94	\$ 359.28
CITY OF COACHELLA	612-510-010	83453	AGUA BLANCA ST	Trash Service	1	\$ 29.94	\$ 29.94	\$ 359.28
CITY OF COACHELLA	612-510-011	83457	AGUA BLANCA ST	Trash Service	1	\$ 29.94	\$ 29.94	\$ 359.28
CITY OF COACHELLA	612-510-012	83461	AGUA BLANCA ST	Trash Service	1	\$ 29.94	\$ 29.94	\$ 359.28
CITY OF COACHELLA	612-510-013	83465	AGUA BLANCA ST	Trash Service	1	\$ 29.94	\$ 29.94	\$ 359.28
CITY OF COACHELLA	612-510-014	83469	AGUA BLANCA ST	Trash Service	1	\$ 29.94	\$ 29.94	\$ 359.28
CITY OF COACHELLA	612-510-015	83473	AGUA BLANCA ST	Trash Service	1	\$ 29.94	\$ 29.94	\$ 359.28
CITY OF COACHELLA	612-510-015	83473	AGUA BLANCA ST	Additional Trash	1	\$ 8.47	\$ 8.47	\$ 101.64
CITY OF COACHELLA	612-510-016	83477	AGUA BLANCA ST	Trash Service	1	\$ 29.94	\$ 29.94	\$ 359.28
CITY OF COACHELLA	612-510-017	83481	AGUA BLANCA ST	Trash Service	1	\$ 29.94	\$ 29.94	\$ 359.28
CITY OF COACHELLA	612-510-019	83302	TODOS SANTOS	Trash Service	1	\$ 29.94	\$ 29.94	\$ 359.28
CITY OF COACHELLA	612-510-020	83324	TODOS SANTOS	Trash Service	1	\$ 29.94	\$ 29.94	\$ 359.28
CITY OF COACHELLA	612-510-020	83324	TODOS SANTOS	Additional Trash	1	\$ 8.47	\$ 8.47	\$ 101.64
CITY OF COACHELLA	612-510-021	83430	TODOS SANTOS	Trash Service	1	\$ 29.94	\$ 29.94	\$ 359.28
CITY OF COACHELLA	612-510-022	83434	TODOS SANTOS	Trash Service	1	\$ 29.94	\$ 29.94	\$ 359.28
CITY OF COACHELLA	612-510-023	83438	TODOS SANTOS	Trash Service	1	\$ 29.94	\$ 29.94	\$ 359.28
CITY OF COACHELLA	612-510-024	83442	TODOS SANTOS	Trash Service	1	\$ 29.94	\$ 29.94	\$ 359.28
CITY OF COACHELLA	612-510-025	83446	TODOS SANTOS	Trash Service	1	\$ 29.94	\$ 29.94	\$ 359.28

City of Coachella Final 2022-23 Tax File

Customer Name	Parcel #	Address	Street	Service Level	Units	Monthly Rate	Total Montly Rate	Annual Rate
CITY OF COACHELLA	612-510-026	83452	TODOS SANTOS	Trash Service	1	\$ 29.94	\$ 29.94	\$ 359.28
CITY OF COACHELLA	612-510-026	83452	TODOS SANTOS	Additional Recycle	1	\$ 8.47	\$ 8.47	\$ 101.64
CITY OF COACHELLA	612-510-026	83452	TODOS SANTOS	Additional Trash	1	\$ 8.47	\$ 8.47	\$ 101.64
CITY OF COACHELLA	612-510-027	83454	TODOS SANTOS	Trash Service	1	\$ 29.94	\$ 29.94	\$ 359.28
CITY OF COACHELLA	612-510-028	83458	TODOS SANTOS	Trash Service	1	\$ 29.94	\$ 29.94	\$ 359.28
CITY OF COACHELLA	612-510-028	83458	TODOS SANTOS	Additional Trash	1	\$ 8.47	\$ 8.47	\$ 101.64
CITY OF COACHELLA	612-510-029	83462	TODOS SANTOS	Trash Service	1	\$ 29.94	\$ 29.94	\$ 359.28
CITY OF COACHELLA	612-510-029	83462	TODOS SANTOS	Additional Trash	1	\$ 8.47	\$ 8.47	\$ 101.64
CITY OF COACHELLA	612-510-030	83466	TODOS SANTOS	Trash Service	1	\$ 29.94	\$ 29.94	\$ 359.28
CITY OF COACHELLA	612-510-031	83476	TODOS SANTOS	Trash Service	1	\$ 29.94	\$ 29.94	\$ 359.28
CITY OF COACHELLA	612-510-032	83474	TODOS SANTOS	Trash Service	1	\$ 29.94	\$ 29.94	\$ 359.28
CITY OF COACHELLA	612-510-033	83478	TODOS SANTOS	Trash Service	1	\$ 29.94	\$ 29.94	\$ 359.28
CITY OF COACHELLA	612-510-034	83482	TODOS SANTOS	Trash Service	1	\$ 29.94	\$ 29.94	\$ 359.28
CITY OF COACHELLA	612-510-035	48574	CAM LAS BRISAS	Trash Service	1	\$ 29.94	\$ 29.94	\$ 359.28
CITY OF COACHELLA	612-510-036	48604	CAM LAS BRISAS	Trash Service	1	\$ 29.94	\$ 29.94	\$ 359.28
CITY OF COACHELLA	612-510-037	48634	CAM LAS BRISAS	Trash Service	1	\$ 29.94	\$ 29.94	\$ 359.28
CITY OF COACHELLA	612-510-038	83303	CAM LAS BRISAS	Trash Service	1	\$ 29.94	\$ 29.94	\$ 359.28
CITY OF COACHELLA	612-510-039	83281	CAM LAS BRISAS	Trash Service	1	\$ 29.94	\$ 29.94	\$ 359.28
CITY OF COACHELLA	612-510-040	83259	CAM LAS BRISAS	Trash Service	1	\$ 29.94	\$ 29.94	\$ 359.28
CITY OF COACHELLA	612-510-041	83237	CAM LAS BRISAS	Trash Service	1	\$ 29.94	\$ 29.94	\$ 359.28
CITY OF COACHELLA	612-510-042	83236	TODOS SANTOS	Trash Service	1	\$ 29.94	\$ 29.94	\$ 359.28
CITY OF COACHELLA	612-510-043	83258	TODOS SANTOS	Trash Service	1	\$ 29.94	\$ 29.94	\$ 359.28
CITY OF COACHELLA	612-510-043	83258	TODOS SANTOS	Additional Trash	1	\$ 8.47	\$ 8.47	\$ 101.64
CITY OF COACHELLA	612-510-044	83280	TODOS SANTOS	Trash Service	1	\$ 29.94	\$ 29.94	\$ 359.28
CITY OF COACHELLA	612-520-001	83499	PUERTO ESCONDID	Trash Service	1	\$ 29.94	\$ 29.94	\$ 359.28
CITY OF COACHELLA	612-520-002	83495	PUERTO ESCONDID	Trash Service	1	\$ 29.94	\$ 29.94	\$ 359.28
CITY OF COACHELLA	612-520-002	83495	PUERTO ESCONDID	Additional Trash	2	\$ 8.47	\$ 16.94	\$ 203.28
CITY OF COACHELLA	612-520-003	83491	PUERTO ESCONDID	Trash Service	1	\$ 29.94	\$ 29.94	\$ 359.28
CITY OF COACHELLA	612-520-004	83487	PUERTO ESCONDID	Trash Service	1	\$ 29.94	\$ 29.94	\$ 359.28
CITY OF COACHELLA	612-520-005	83483	PUERTO ESCONDID	Trash Service	1	\$ 29.94	\$ 29.94	\$ 359.28
CITY OF COACHELLA	612-520-006	83479	PUERTO ESCONDID	Trash Service	1	\$ 29.94	\$ 29.94	\$ 359.28
CITY OF COACHELLA	612-520-006	83479	PUERTO ESCONDID	Additional Trash	1	\$ 8.47	\$ 8.47	\$ 101.64
CITY OF COACHELLA	612-520-007	83475	PUERTO ESCONDID	Trash Service	1	\$ 29.94	\$ 29.94	\$ 359.28
CITY OF COACHELLA	612-520-008	83471	PUERTO ESCONDID	Trash Service	1	\$ 29.94	\$ 29.94	\$ 359.28
CITY OF COACHELLA	612-520-008	83471	PUERTO ESCONDID	Additional Trash	1	\$ 8.47	\$ 8.47	\$ 101.64
CITY OF COACHELLA	612-520-009	83467	PUERTO ESCONDID	Trash Service	1	\$ 29.94	\$ 29.94	\$ 359.28
CITY OF COACHELLA	612-520-010	83463	PUERTO ESCONDID	Trash Service	1	\$ 29.94	\$ 29.94	\$ 359.28
CITY OF COACHELLA	612-520-010	83463	PUERTO ESCONDID	Additional Trash	1	\$ 8.47	\$ 8.47	\$ 101.64
CITY OF COACHELLA	612-520-011	83459	PUERTO ESCONDID	Trash Service	1	\$ 29.94	\$ 29.94	\$ 359.28
CITY OF COACHELLA	612-520-012	83455	PUERTO ESCONDID	Trash Service	1	\$ 29.94	\$ 29.94	\$ 359.28

City of Coachella Final 2022-23 Tax File

Customer Name	Parcel #	Address	Street	Service Level	Units	Monthly Rate	Total Montly Rate	Annual Rate
CITY OF COACHELLA	612-520-012	83455	PUERTO ESCONDID	Additional Trash	1	\$ 8.47	\$ 8.47	\$ 101.64
CITY OF COACHELLA	612-520-013	83451	PUERTO ESCONDID	Trash Service	1	\$ 29.94	\$ 29.94	\$ 359.28
CITY OF COACHELLA	612-520-014	83447	PUERTO ESCONDID	Trash Service	1	\$ 29.94	\$ 29.94	\$ 359.28
CITY OF COACHELLA	612-520-014	83447	PUERTO ESCONDID	Additional Trash	1	\$ 8.47	\$ 8.47	\$ 101.64
CITY OF COACHELLA	612-520-015	83443	PUERTO ESCONDID	Trash Service	1	\$ 29.94	\$ 29.94	\$ 359.28
CITY OF COACHELLA	612-520-015	83443	PUERTO ESCONDID	Additional Trash	1	\$ 8.47	\$ 8.47	\$ 101.64
CITY OF COACHELLA	612-520-016	83439	PUERTO ESCONDID	Trash Service	1	\$ 29.94	\$ 29.94	\$ 359.28
CITY OF COACHELLA	612-520-017	83435	PUERTO ESCONDID	Trash Service	1	\$ 29.94	\$ 29.94	\$ 359.28
CITY OF COACHELLA	612-520-018	83431	PUERTO ESCONDID	Trash Service	1	\$ 29.94	\$ 29.94	\$ 359.28
CITY OF COACHELLA	612-520-019	83427	PUERTO ESCONDID	Trash Service	1	\$ 29.94	\$ 29.94	\$ 359.28
CITY OF COACHELLA	612-520-019	83427	PUERTO ESCONDID	Additional Trash	1	\$ 8.47	\$ 8.47	\$ 101.64
CITY OF COACHELLA	612-520-020	83423	PUERTO ESCONDID	Trash Service	1	\$ 29.94	\$ 29.94	\$ 359.28
CITY OF COACHELLA	612-520-021	48961	CAM CORTEZ	Trash Service	1	\$ 29.94	\$ 29.94	\$ 359.28
CITY OF COACHELLA	612-520-022	48939	CAM CORTEZ	Trash Service	1	\$ 29.94	\$ 29.94	\$ 359.28
CITY OF COACHELLA	612-520-023	48917	CAM CORTEZ	Trash Service	1	\$ 29.94	\$ 29.94	\$ 359.28
CITY OF COACHELLA	612-520-024	48895	CAM CORTEZ	Trash Service	1	\$ 29.94	\$ 29.94	\$ 359.28
CITY OF COACHELLA	612-520-025	48794	CHICHEN ITZA ROAC	Trash Service	1	\$ 29.94	\$ 29.94	\$ 359.28
CITY OF COACHELLA	612-520-026	48824	CHICHEN ITZA ROAC	Trash Service	1	\$ 29.94	\$ 29.94	\$ 359.28
CITY OF COACHELLA	612-520-027	48854	CHICHEN ITZA ROAC	Trash Service	1	\$ 29.94	\$ 29.94	\$ 359.28
CITY OF COACHELLA	612-520-028	48884	CHICHEN ITZA ROAC	Trash Service	1	\$ 29.94	\$ 29.94	\$ 359.28
CITY OF COACHELLA	612-520-029	48914	CHICHEN ITZA ROAC	Trash Service	1	\$ 29.94	\$ 29.94	\$ 359.28
CITY OF COACHELLA	612-520-030	48944	CHICHEN ITZA ROAC	Trash Service	1	\$ 29.94	\$ 29.94	\$ 359.28
CITY OF COACHELLA	612-520-031	48974	CHICHEN ITZA ROAC	Trash Service	1	\$ 29.94	\$ 29.94	\$ 359.28
CITY OF COACHELLA	612-520-031	48974	CHICHEN ITZA ROAC	Yard Service	2	\$ 10.01	\$ 20.02	\$ 240.24
CITY OF COACHELLA	612-520-031	48974	CHICHEN ITZA ROAC	Additional Trash	1	\$ 8.47	\$ 8.47	\$ 101.64
CITY OF COACHELLA	612-520-032	48998	CHICHEN ITZA ROAC	Trash Service	1	\$ 29.94	\$ 29.94	\$ 359.28
CITY OF COACHELLA	612-521-001	48764	CAM CORTEZ	Trash Service	1	\$ 29.94	\$ 29.94	\$ 359.28
CITY OF COACHELLA	612-521-002	48794	CAM CORTEZ	Trash Service	1	\$ 29.94	\$ 29.94	\$ 359.28
CITY OF COACHELLA	612-521-003	48824	CAM CORTEZ	Trash Service	1	\$ 29.94	\$ 29.94	\$ 359.28
CITY OF COACHELLA	612-521-004	48854	CAM CORTEZ	Trash Service	1	\$ 29.94	\$ 29.94	\$ 359.28
CITY OF COACHELLA	612-521-005	48884	CAM CORTEZ	Trash Service	1	\$ 29.94	\$ 29.94	\$ 359.28
CITY OF COACHELLA	612-521-006	48914	CAM CORTEZ	Trash Service	1	\$ 29.94	\$ 29.94	\$ 359.28
CITY OF COACHELLA	612-521-007	48944	CAM CORTEZ	Trash Service	1	\$ 29.94	\$ 29.94	\$ 359.28
CITY OF COACHELLA	612-521-008	48974	CAM CORTEZ	Trash Service	1	\$ 29.94	\$ 29.94	\$ 359.28
CITY OF COACHELLA	612-521-009	83438	PUERTO ESCONDID	Trash Service	1	\$ 29.94	\$ 29.94	\$ 359.28
CITY OF COACHELLA	612-521-009	83438	PUERTO ESCONDID	Additional Trash	1	\$ 8.47	\$ 8.47	\$ 101.64
CITY OF COACHELLA	612-521-010	83442	PUERTO ESCONDID	Trash Service	1	\$ 29.94	\$ 29.94	\$ 359.28
CITY OF COACHELLA	612-521-010	83442	PUERTO ESCONDID	Additional Trash	1	\$ 8.47	\$ 8.47	\$ 101.64
CITY OF COACHELLA	612-521-011	83446	PUERTO ESCONDID	Trash Service	1	\$ 29.94	\$ 29.94	\$ 359.28
CITY OF COACHELLA	612-521-012	83450	PUERTO ESCONDID	Trash Service	1	\$ 29.94	\$ 29.94	\$ 359.28

City of Coachella Final 2022-23 Tax File

Customer Name	Parcel #	Address	Street	Service Level	Units	Monthly Rate	Total Montly Rate	Annual Rate
CITY OF COACHELLA	612-521-013	83454	PUERTO ESCONDID	Trash Service	1	\$ 29.94	\$ 29.94	\$ 359.28
CITY OF COACHELLA	612-521-014	83458	PUERTO ESCONDID	Trash Service	1	\$ 29.94	\$ 29.94	\$ 359.28
CITY OF COACHELLA	612-521-015	83462	PUERTO ESCONDID	Trash Service	1	\$ 29.94	\$ 29.94	\$ 359.28
CITY OF COACHELLA	612-521-016	83466	PUERTO ESCONDID	Trash Service	1	\$ 29.94	\$ 29.94	\$ 359.28
CITY OF COACHELLA	612-521-017	83470	PUERTO ESCONDID	Trash Service	1	\$ 29.94	\$ 29.94	\$ 359.28
CITY OF COACHELLA	612-521-018	83474	PUERTO ESCONDID	Trash Service	1	\$ 29.94	\$ 29.94	\$ 359.28
CITY OF COACHELLA	612-521-019	83478	PUERTO ESCONDID	Trash Service	1	\$ 29.94	\$ 29.94	\$ 359.28
CITY OF COACHELLA	612-521-020	83482	PUERTO ESCONDID	Trash Service	1	\$ 29.94	\$ 29.94	\$ 359.28
CITY OF COACHELLA	612-521-021	83486	PUERTO ESCONDID	Trash Service	1	\$ 29.94	\$ 29.94	\$ 359.28
CITY OF COACHELLA	612-521-021	83486	PUERTO ESCONDID	Additional Trash	1	\$ 8.47	\$ 8.47	\$ 101.64
CITY OF COACHELLA	612-521-022	83490	PUERTO ESCONDID	Trash Service	1	\$ 29.94	\$ 29.94	\$ 359.28
CITY OF COACHELLA	612-521-023	83494	PUERTO ESCONDID	Trash Service	1	\$ 29.94	\$ 29.94	\$ 359.28
CITY OF COACHELLA	612-521-024	83499	IXTAPA AVE	Trash Service	1	\$ 29.94	\$ 29.94	\$ 359.28
CITY OF COACHELLA	612-521-025	83497	IXTAPA AVE	Trash Service	1	\$ 29.94	\$ 29.94	\$ 359.28
CITY OF COACHELLA	612-521-026	83493	IXTAPA AVE	Trash Service	1	\$ 29.94	\$ 29.94	\$ 359.28
CITY OF COACHELLA	612-521-027	83489	IXTAPA AVE	Trash Service	1	\$ 29.94	\$ 29.94	\$ 359.28
CITY OF COACHELLA	612-521-028	83485	IXTAPA AVE	Trash Service	1	\$ 29.94	\$ 29.94	\$ 359.28
CITY OF COACHELLA	612-521-028	83485	IXTAPA AVE	Additional Trash	3	\$ 8.47	\$ 25.41	\$ 304.92
CITY OF COACHELLA	612-521-029	83481	IXTAPA AVE	Trash Service	1	\$ 29.94	\$ 29.94	\$ 359.28
CITY OF COACHELLA	612-521-030	83477	IXTAPA AVE	Trash Service	1	\$ 29.94	\$ 29.94	\$ 359.28
CITY OF COACHELLA	612-521-030	83477	IXTAPA AVE	Additional Trash	1	\$ 8.47	\$ 8.47	\$ 101.64
CITY OF COACHELLA	612-521-030	83477	IXTAPA AVE	Additional Recycle	1	\$ 8.47	\$ 8.47	\$ 101.64
CITY OF COACHELLA	612-521-031	83473	IXTAPA AVE	Trash Service	1	\$ 29.94	\$ 29.94	\$ 359.28
CITY OF COACHELLA	612-521-032	83469	IXTAPA AVE	Trash Service	1	\$ 29.94	\$ 29.94	\$ 359.28
CITY OF COACHELLA	612-521-033	83465	IXTAPA AVE	Trash Service	1	\$ 29.94	\$ 29.94	\$ 359.28
CITY OF COACHELLA	612-521-033	83465	IXTAPA AVE	Additional Recycle	1	\$ 8.47	\$ 8.47	\$ 101.64
CITY OF COACHELLA	612-521-033	83465	IXTAPA AVE	Additional Trash	1	\$ 8.47	\$ 8.47	\$ 101.64
CITY OF COACHELLA	612-521-034	83461	IXTAPA AVE	Trash Service	1	\$ 29.94	\$ 29.94	\$ 359.28
CITY OF COACHELLA	612-521-035	83457	IXTAPA AVE	Trash Service	1	\$ 29.94	\$ 29.94	\$ 359.28
CITY OF COACHELLA	612-521-036	83453	IXTAPA AVE	Trash Service	1	\$ 29.94	\$ 29.94	\$ 359.28
CITY OF COACHELLA	612-521-037	83449	IXTAPA AVE	Trash Service	1	\$ 29.94	\$ 29.94	\$ 359.28
CITY OF COACHELLA	612-521-038	83448	IXTAPA AVE	Trash Service	1	\$ 29.94	\$ 29.94	\$ 359.28
CITY OF COACHELLA	612-521-038	83448	IXTAPA AVE	Additional Trash	2	\$ 8.47	\$ 16.94	\$ 203.28
CITY OF COACHELLA	612-521-039	83452	IXTAPA AVE	Trash Service	1	\$ 29.94	\$ 29.94	\$ 359.28
CITY OF COACHELLA	612-521-040	83456	IXTAPA AVE	Trash Service	1	\$ 29.94	\$ 29.94	\$ 359.28
CITY OF COACHELLA	612-521-040	83456	IXTAPA AVE	Additional Trash	1	\$ 8.47	\$ 8.47	\$ 101.64
CITY OF COACHELLA	612-521-040	83456	IXTAPA AVE	Additional Recycle	1	\$ 8.47	\$ 8.47	\$ 101.64
CITY OF COACHELLA	612-521-041	83460	IXTAPA AVE	Trash Service	1	\$ 29.94	\$ 29.94	\$ 359.28
CITY OF COACHELLA	612-521-042	83464	IXTAPA AVE	Trash Service	1	\$ 29.94	\$ 29.94	\$ 359.28
CITY OF COACHELLA	612-521-042	83464	IXTAPA AVE	Additional Trash	1	\$ 8.47	\$ 8.47	\$ 101.64

City of Coachella Final 2022-23 Tax File

Customer Name	Parcel #	Address	Street	Service Level	Units	Monthly Rate	Total Montly Rate	Annual Rate
CITY OF COACHELLA	612-521-043	83468	IXTAPA AVE	Trash Service	1	\$ 29.94	\$ 29.94	\$ 359.28
CITY OF COACHELLA	612-521-043	83468	IXTAPA AVE	Additional Trash	1	\$ 8.47	\$ 8.47	\$ 101.64
CITY OF COACHELLA	612-521-044	83472	IXTAPA AVE	Trash Service	1	\$ 29.94	\$ 29.94	\$ 359.28
CITY OF COACHELLA	612-521-045	83476	IXTAPA AVE	Trash Service	1	\$ 29.94	\$ 29.94	\$ 359.28
CITY OF COACHELLA	612-521-045	83476	IXTAPA AVE	Additional Trash	1	\$ 8.47	\$ 8.47	\$ 101.64
CITY OF COACHELLA	612-521-046	83480	IXTAPA AVE	Trash Service	1	\$ 29.94	\$ 29.94	\$ 359.28
CITY OF COACHELLA	612-521-047	83484	IXTAPA AVE	Trash Service	1	\$ 29.94	\$ 29.94	\$ 359.28
CITY OF COACHELLA	612-521-047	83484	IXTAPA AVE	Additional Trash	1	\$ 8.47	\$ 8.47	\$ 101.64
CITY OF COACHELLA	612-521-048	83483	TODOS SANTOS	Trash Service	1	\$ 29.94	\$ 29.94	\$ 359.28
CITY OF COACHELLA	612-521-049	83479	TODOS SANTOS	Trash Service	1	\$ 29.94	\$ 29.94	\$ 359.28
CITY OF COACHELLA	612-521-050	83475	TODOS SANTOS	Trash Service	1	\$ 29.94	\$ 29.94	\$ 359.28
CITY OF COACHELLA	612-521-051	83471	TODOS SANTOS	Trash Service	1	\$ 29.94	\$ 29.94	\$ 359.28
CITY OF COACHELLA	612-521-052	83467	TODOS SANTOS	Trash Service	1	\$ 29.94	\$ 29.94	\$ 359.28
CITY OF COACHELLA	612-521-052	83467	TODOS SANTOS	Additional Trash	1	\$ 8.47	\$ 8.47	\$ 101.64
CITY OF COACHELLA	612-521-053	83463	TODOS SANTOS	Trash Service	1	\$ 29.94	\$ 29.94	\$ 359.28
CITY OF COACHELLA	612-521-054	83459	TODOS SANTOS	Trash Service	1	\$ 29.94	\$ 29.94	\$ 359.28
CITY OF COACHELLA	612-521-055	83455	TODOS SANTOS	Trash Service	1	\$ 29.94	\$ 29.94	\$ 359.28
CITY OF COACHELLA	612-521-055	83455	TODOS SANTOS	Additional Recycle	1	\$ 8.47	\$ 8.47	\$ 101.64
CITY OF COACHELLA	612-521-056	83451	TODOS SANTOS	Trash Service	1	\$ 29.94	\$ 29.94	\$ 359.28
CITY OF COACHELLA	612-521-057	83447	TODOS SANTOS	Trash Service	1	\$ 29.94	\$ 29.94	\$ 359.28
CITY OF COACHELLA	612-522-001	48762	COZUMEL AVE	Trash Service	1	\$ 29.94	\$ 29.94	\$ 359.28
CITY OF COACHELLA	612-522-002	48792	COZUMEL AVE	Trash Service	1	\$ 29.94	\$ 29.94	\$ 359.28
CITY OF COACHELLA	612-522-002	48792	COZUMEL AVE	Additional Trash	1	\$ 8.47	\$ 8.47	\$ 101.64
CITY OF COACHELLA	612-522-003	48822	COZUMEL AVE	Trash Service	1	\$ 29.94	\$ 29.94	\$ 359.28
CITY OF COACHELLA	612-522-004	48852	COZUMEL AVE	Trash Service	1	\$ 29.94	\$ 29.94	\$ 359.28
CITY OF COACHELLA	612-522-005	48853	CHICHEN ITZA ROAC	Trash Service	1	\$ 29.94	\$ 29.94	\$ 359.28
CITY OF COACHELLA	612-522-006	48823	CHICHEN ITZA ROAC	Trash Service	1	\$ 29.94	\$ 29.94	\$ 359.28
CITY OF COACHELLA	612-522-006	48823	CHICHEN ITZA ROAC	Additional Green	1	\$ 8.47	\$ 8.47	\$ 101.64
CITY OF COACHELLA	612-522-007	48793	CHICHEN ITZA ROAC	Trash Service	1	\$ 29.94	\$ 29.94	\$ 359.28
CITY OF COACHELLA	612-530-001	83241	CAM BAHIA	Trash Service	1	\$ 29.94	\$ 29.94	\$ 359.28
CITY OF COACHELLA	612-530-002	83219	CAM BAHIA	Trash Service	1	\$ 29.94	\$ 29.94	\$ 359.28
CITY OF COACHELLA	612-530-003	83197	CAM BAHIA	Trash Service	1	\$ 29.94	\$ 29.94	\$ 359.28
CITY OF COACHELLA	612-530-004	83175	CAM BAHIA	Trash Service	1	\$ 29.94	\$ 29.94	\$ 359.28
CITY OF COACHELLA	612-530-004	83175	CAM BAHIA	Additional Trash	1	\$ 8.47	\$ 8.47	\$ 101.64
CITY OF COACHELLA	612-530-005	83153	CAM BAHIA	Trash Service	1	\$ 29.94	\$ 29.94	\$ 359.28
CITY OF COACHELLA	612-530-005	83153	CAM BAHIA	Additional Trash	1	\$ 8.47	\$ 8.47	\$ 101.64
CITY OF COACHELLA	612-530-006	83131	CAM BAHIA	Trash Service	1	\$ 29.94	\$ 29.94	\$ 359.28
CITY OF COACHELLA	612-530-007	83109	CAM BAHIA	Trash Service	1	\$ 29.94	\$ 29.94	\$ 359.28
CITY OF COACHELLA	612-530-007	83109	CAM BAHIA	Additional Trash	1	\$ 8.47	\$ 8.47	\$ 101.64
CITY OF COACHELLA	612-530-008	83087	CAM BAHIA	Trash Service	1	\$ 29.94	\$ 29.94	\$ 359.28

City of Coachella Final 2022-23 Tax File

Customer Name	Parcel #	Address	Street	Service Level	Units	Monthly Rate	Total Montly Rate	Annual Rate
CITY OF COACHELLA	612-530-009	83065	CAM BAHIA	Trash Service	1	\$ 29.94	\$ 29.94	\$ 359.28
CITY OF COACHELLA	612-530-010	83043	CAM BAHIA	Trash Service	1	\$ 29.94	\$ 29.94	\$ 359.28
CITY OF COACHELLA	612-530-011	83021	CAM BAHIA	Trash Service	1	\$ 29.94	\$ 29.94	\$ 359.28
CITY OF COACHELLA	612-530-014	48971	PLAYA DEL AMOR S	Trash Service	1	\$ 29.94	\$ 29.94	\$ 359.28
CITY OF COACHELLA	612-530-014	48971	PLAYA DEL AMOR S	Yard Service	1	\$ 10.01	\$ 10.01	\$ 120.12
CITY OF COACHELLA	612-530-015	48941	PLAYA DEL AMOR S	Trash Service	1	\$ 29.94	\$ 29.94	\$ 359.28
CITY OF COACHELLA	612-530-015	48941	PLAYA DEL AMOR S	Additional Trash	1	\$ 8.47	\$ 8.47	\$ 101.64
CITY OF COACHELLA	612-530-016	48911	PLAYA DEL AMOR S	Trash Service	1	\$ 29.94	\$ 29.94	\$ 359.28
CITY OF COACHELLA	612-530-018	83001	CAM BAHIA	Trash Service	1	\$ 29.94	\$ 29.94	\$ 359.28
CITY OF COACHELLA	612-530-020	48999	PLAYA DEL AMOR S	Trash Service	1	\$ 29.94	\$ 29.94	\$ 359.28
CITY OF COACHELLA	612-531-001	48942	PLAYA DEL AMOR S	Trash Service	1	\$ 29.94	\$ 29.94	\$ 359.28
CITY OF COACHELLA	612-531-002	48972	PLAYA DEL AMOR S	Trash Service	1	\$ 29.94	\$ 29.94	\$ 359.28
CITY OF COACHELLA	612-531-003	83042	CAM BAHIA	Trash Service	1	\$ 29.94	\$ 29.94	\$ 359.28
CITY OF COACHELLA	612-531-004	83064	CAM BAHIA	Trash Service	1	\$ 29.94	\$ 29.94	\$ 359.28
CITY OF COACHELLA	612-531-005	83086	CAM BAHIA	Trash Service	1	\$ 29.94	\$ 29.94	\$ 359.28
CITY OF COACHELLA	612-531-006	83108	CAM BAHIA	Trash Service	1	\$ 29.94	\$ 29.94	\$ 359.28
CITY OF COACHELLA	612-531-007	83130	CAM BAHIA	Trash Service	1	\$ 29.94	\$ 29.94	\$ 359.28
CITY OF COACHELLA	612-531-007	83130	CAM BAHIA	Additional Trash	1	\$ 8.47	\$ 8.47	\$ 101.64
CITY OF COACHELLA	612-531-008	83152	CAM BAHIA	Trash Service	1	\$ 29.94	\$ 29.94	\$ 359.28
CITY OF COACHELLA	612-531-008	83152	CAM BAHIA	Additional Trash	1	\$ 8.47	\$ 8.47	\$ 101.64
CITY OF COACHELLA	612-531-009	83174	CAM BAHIA	Trash Service	1	\$ 29.94	\$ 29.94	\$ 359.28
CITY OF COACHELLA	612-531-009	83174	CAM BAHIA	Additional Trash	1	\$ 8.47	\$ 8.47	\$ 101.64
CITY OF COACHELLA	612-531-009	83174	CAM BAHIA	Additional Recycle	1	\$ 8.47	\$ 8.47	\$ 101.64
CITY OF COACHELLA	612-531-010	83196	CAM BAHIA	Trash Service	1	\$ 29.94	\$ 29.94	\$ 359.28
CITY OF COACHELLA	612-531-010	83196	CAM BAHIA	Additional Trash	1	\$ 8.47	\$ 8.47	\$ 101.64
CITY OF COACHELLA	612-531-011	83218	CAM BAHIA	Trash Service	1	\$ 29.94	\$ 29.94	\$ 359.28
CITY OF COACHELLA	612-531-011	83218	CAM BAHIA	Additional Trash	1	\$ 8.47	\$ 8.47	\$ 101.64
CITY OF COACHELLA	612-531-012	83240	CAM BAHIA	Trash Service	1	\$ 29.94	\$ 29.94	\$ 359.28
CITY OF COACHELLA	612-531-013	83223	LOS CABOS AVE	Trash Service	1	\$ 29.94	\$ 29.94	\$ 359.28
CITY OF COACHELLA	612-531-014	83201	LOS CABOS AVE	Trash Service	1	\$ 29.94	\$ 29.94	\$ 359.28
CITY OF COACHELLA	612-531-015	83179	LOS CABOS AVE	Trash Service	1	\$ 29.94	\$ 29.94	\$ 359.28
CITY OF COACHELLA	612-531-016	83157	LOS CABOS AVE	Trash Service	1	\$ 29.94	\$ 29.94	\$ 359.28
CITY OF COACHELLA	612-531-016	83157	LOS CABOS AVE	Additional Trash	1	\$ 8.47	\$ 8.47	\$ 101.64
CITY OF COACHELLA	612-531-017	83135	LOS CABOS AVE	Trash Service	1	\$ 29.94	\$ 29.94	\$ 359.28
CITY OF COACHELLA	612-531-017	83135	LOS CABOS AVE	Additional Trash	1	\$ 8.47	\$ 8.47	\$ 101.64
CITY OF COACHELLA	612-531-018	83113	LOS CABOS AVE	Trash Service	1	\$ 29.94	\$ 29.94	\$ 359.28
CITY OF COACHELLA	612-531-018	83113	LOS CABOS AVE	Additional Trash	1	\$ 8.47	\$ 8.47	\$ 101.64
CITY OF COACHELLA	612-531-019	83091	LOS CABOS AVE	Trash Service	1	\$ 29.94	\$ 29.94	\$ 359.28
CITY OF COACHELLA	612-531-019	83091	LOS CABOS AVE	Additional Trash	1	\$ 8.47	\$ 8.47	\$ 101.64
CITY OF COACHELLA	612-531-020	48907	EL ARCO ST	Trash Service	1	\$ 29.94	\$ 29.94	\$ 359.28

City of Coachella Final 2022-23 Tax File

Customer Name	Parcel #	Address	Street	Service Level	Units	Monthly Rate	Total Montly Rate	Annual Rate
CITY OF COACHELLA	612-531-020	48907	EL ARCO ST	Additional Trash	1	\$ 8.47	\$ 8.47	\$ 101.64
CITY OF COACHELLA	612-531-021	48877	EL ARCO ST	Trash Service	1	\$ 29.94	\$ 29.94	\$ 359.28
CITY OF COACHELLA	612-531-022	48847	EL ARCO ST	Trash Service	1	\$ 29.94	\$ 29.94	\$ 359.28
CITY OF COACHELLA	612-531-022	48847	EL ARCO ST	Additional Trash	1	\$ 8.47	\$ 8.47	\$ 101.64
CITY OF COACHELLA	612-531-022	48847	EL ARCO ST	Additional Recycle	1	\$ 8.47	\$ 8.47	\$ 101.64
CITY OF COACHELLA	612-531-022	48847	EL ARCO ST	Yard Service	3	\$ 10.01	\$ 30.03	\$ 360.36
CITY OF COACHELLA	612-531-022	48847	EL ARCO ST	Trash Service	1	\$ 29.94	\$ 29.94	\$ 359.28
CITY OF COACHELLA	612-531-022	48847	EL ARCO ST	Additional Trash	1	\$ 8.47	\$ 8.47	\$ 101.64
CITY OF COACHELLA	612-531-022	48847	EL ARCO ST	Additional Recycle	1	\$ 8.47	\$ 8.47	\$ 101.64
CITY OF COACHELLA	612-531-022	48847	EL ARCO ST	Yard Service	3	\$ 10.01	\$ 30.03	\$ 360.36
CITY OF COACHELLA	612-531-023	48817	EL ARCO ST	Trash Service	1	\$ 29.94	\$ 29.94	\$ 359.28
CITY OF COACHELLA	612-531-024	48787	EL ARCO ST	Trash Service	1	\$ 29.94	\$ 29.94	\$ 359.28
CITY OF COACHELLA	612-531-025	48822	PLAYA DEL AMOR S	Trash Service	1	\$ 29.94	\$ 29.94	\$ 359.28
CITY OF COACHELLA	612-531-026	48852	PLAYA DEL AMOR S	Trash Service	1	\$ 29.94	\$ 29.94	\$ 359.28
CITY OF COACHELLA	612-531-027	48882	PLAYA DEL AMOR S	Trash Service	1	\$ 29.94	\$ 29.94	\$ 359.28
CITY OF COACHELLA	612-531-027	48882	PLAYA DEL AMOR S	Additional Trash	1	\$ 8.47	\$ 8.47	\$ 101.64
CITY OF COACHELLA	612-531-028	48912	PLAYA DEL AMOR S	Trash Service	1	\$ 29.94	\$ 29.94	\$ 359.28
CITY OF COACHELLA	612-531-028	48912	PLAYA DEL AMOR S	Additional Trash	1	\$ 8.47	\$ 8.47	\$ 101.64
CITY OF COACHELLA	612-532-001	83401	TODOS SANTOS	Trash Service	1	\$ 29.94	\$ 29.94	\$ 359.28
CITY OF COACHELLA	612-532-002	83379	TODOS SANTOS	Trash Service	1	\$ 29.94	\$ 29.94	\$ 359.28
CITY OF COACHELLA	612-532-003	83357	TODOS SANTOS	Trash Service	1	\$ 29.94	\$ 29.94	\$ 359.28
CITY OF COACHELLA	612-532-004	83335	TODOS SANTOS	Trash Service	1	\$ 29.94	\$ 29.94	\$ 359.28
CITY OF COACHELLA	612-532-005	83313	TODOS SANTOS	Trash Service	1	\$ 29.94	\$ 29.94	\$ 359.28
CITY OF COACHELLA	612-532-006	83291	TODOS SANTOS	Trash Service	1	\$ 29.94	\$ 29.94	\$ 359.28
CITY OF COACHELLA	612-532-006	83291	TODOS SANTOS	Additional Green	1	\$ 8.47	\$ 8.47	\$ 101.64
CITY OF COACHELLA	612-532-007	83267	TODOS SANTOS	Trash Service	1	\$ 29.94	\$ 29.94	\$ 359.28
CITY OF COACHELLA	612-532-007	83267	TODOS SANTOS	Additional Trash	1	\$ 8.47	\$ 8.47	\$ 101.64
CITY OF COACHELLA	612-532-008	83245	TODOS SANTOS	Trash Service	1	\$ 29.94	\$ 29.94	\$ 359.28
CITY OF COACHELLA	612-532-009	83223	TODOS SANTOS	Trash Service	1	\$ 29.94	\$ 29.94	\$ 359.28
CITY OF COACHELLA	612-532-010	83201	TODOS SANTOS	Trash Service	1	\$ 29.94	\$ 29.94	\$ 359.28
CITY OF COACHELLA	612-532-010	83201	TODOS SANTOS	Additional Recycle	1	\$ 8.47	\$ 8.47	\$ 101.64
CITY OF COACHELLA	612-532-011	83179	TODOS SANTOS	Trash Service	1	\$ 29.94	\$ 29.94	\$ 359.28
CITY OF COACHELLA	612-532-012	83157	TODOS SANTOS	Trash Service	1	\$ 29.94	\$ 29.94	\$ 359.28
CITY OF COACHELLA	612-532-012	83157	TODOS SANTOS	Additional Trash	1	\$ 8.47	\$ 8.47	\$ 101.64
CITY OF COACHELLA	612-532-013	83135	TODOS SANTOS	Trash Service	1	\$ 29.94	\$ 29.94	\$ 359.28
CITY OF COACHELLA	612-532-014	83134	LOS CABOS AVE	Trash Service	1	\$ 29.94	\$ 29.94	\$ 359.28
CITY OF COACHELLA	612-532-014	83134	LOS CABOS AVE	Additional Trash	1	\$ 8.47	\$ 8.47	\$ 101.64
CITY OF COACHELLA	612-532-015	83156	LOS CABOS AVE	Trash Service	1	\$ 29.94	\$ 29.94	\$ 359.28
CITY OF COACHELLA	612-532-016	83178	LOS CABOS AVE	Trash Service	1	\$ 29.94	\$ 29.94	\$ 359.28
CITY OF COACHELLA	612-532-016	83178	LOS CABOS AVE	Additional Trash	1	\$ 8.47	\$ 8.47	\$ 101.64

City of Coachella Final 2022-23 Tax File

Customer Name	Parcel #	Address	Street	Service Level	Units	Monthly Rate	Total Montly Rate	Annual Rate
CITY OF COACHELLA	612-532-017	83200	LOS CABOS AVE	Trash Service	1	\$ 29.94	\$ 29.94	\$ 359.28
CITY OF COACHELLA	612-532-018	83222	LOS CABOS AVE	Trash Service	1	\$ 29.94	\$ 29.94	\$ 359.28
CITY OF COACHELLA	612-532-019	83244	LOS CABOS AVE	Trash Service	1	\$ 29.94	\$ 29.94	\$ 359.28
CITY OF COACHELLA	612-532-020	83266	LOS CABOS AVE	Trash Service	1	\$ 29.94	\$ 29.94	\$ 359.28
CITY OF COACHELLA	612-532-021	83288	LOS CABOS AVE	Trash Service	1	\$ 29.94	\$ 29.94	\$ 359.28
CITY OF COACHELLA	612-532-022	83310	LOS CABOS AVE	Trash Service	1	\$ 29.94	\$ 29.94	\$ 359.28
CITY OF COACHELLA	612-532-023	83332	LOS CABOS AVE	Trash Service	1	\$ 29.94	\$ 29.94	\$ 359.28
CITY OF COACHELLA	612-532-024	83354	LOS CABOS AVE	Trash Service	1	\$ 29.94	\$ 29.94	\$ 359.28
CITY OF COACHELLA	612-532-025	83376	LOS CABOS AVE	Trash Service	1	\$ 29.94	\$ 29.94	\$ 359.28
CITY OF COACHELLA	612-532-026	83398	LOS CABOS AVE	Trash Service	1	\$ 29.94	\$ 29.94	\$ 359.28
CITY OF COACHELLA	612-532-026	83398	LOS CABOS AVE	Additional Trash	1	\$ 8.47	\$ 8.47	\$ 101.64
CITY OF COACHELLA	612-533-001	83355	LOS CABOS AVE	Trash Service	1	\$ 29.94	\$ 29.94	\$ 359.28
CITY OF COACHELLA	612-533-002	83333	LOS CABOS AVE	Trash Service	1	\$ 29.94	\$ 29.94	\$ 359.28
CITY OF COACHELLA	612-533-002	83333	LOS CABOS AVE	Additional Trash	1	\$ 8.47	\$ 8.47	\$ 101.64
CITY OF COACHELLA	612-533-003	83311	LOS CABOS AVE	Trash Service	1	\$ 29.94	\$ 29.94	\$ 359.28
CITY OF COACHELLA	612-533-003	83311	LOS CABOS AVE	Additional Trash	1	\$ 8.47	\$ 8.47	\$ 101.64
CITY OF COACHELLA	612-533-004	83289	LOS CABOS AVE	Trash Service	1	\$ 29.94	\$ 29.94	\$ 359.28
CITY OF COACHELLA	612-533-004	83289	LOS CABOS AVE	Additional Trash	1	\$ 8.47	\$ 8.47	\$ 101.64
CITY OF COACHELLA	612-533-005	83267	LOS CABOS AVE	Trash Service	1	\$ 29.94	\$ 29.94	\$ 359.28
CITY OF COACHELLA	612-533-005	83267	LOS CABOS AVE	Additional Trash	1	\$ 8.47	\$ 8.47	\$ 101.64
CITY OF COACHELLA	612-533-006	48908	CAM ROSARITO	Trash Service	1	\$ 29.94	\$ 29.94	\$ 359.28
CITY OF COACHELLA	612-533-006	48908	CAM ROSARITO	Additional Trash	1	\$ 8.47	\$ 8.47	\$ 101.64
CITY OF COACHELLA	612-533-007	48938	CAM ROSARITO	Trash Service	1	\$ 29.94	\$ 29.94	\$ 359.28
CITY OF COACHELLA	612-533-007	48938	CAM ROSARITO	Additional Trash	1	\$ 8.47	\$ 8.47	\$ 101.64
CITY OF COACHELLA	612-533-007	48938	CAM ROSARITO	Additional Recycle	1	\$ 8.47	\$ 8.47	\$ 101.64
CITY OF COACHELLA	612-533-008	48968	CAM ROSARITO	Trash Service	1	\$ 29.94	\$ 29.94	\$ 359.28
CITY OF COACHELLA	612-533-008	48968	CAM ROSARITO	Additional Trash	1	\$ 8.47	\$ 8.47	\$ 101.64
CITY OF COACHELLA	612-533-009	48998	CAM ROSARITO	Trash Service	1	\$ 29.94	\$ 29.94	\$ 359.28
CITY OF COACHELLA	612-533-009	48998	CAM ROSARITO	Additional Trash	1	\$ 8.47	\$ 8.47	\$ 101.64
CITY OF COACHELLA	612-534-001	48881	PLAYA DEL AMOR S'	Trash Service	1	\$ 29.94	\$ 29.94	\$ 359.28
CITY OF COACHELLA	612-534-002	48851	PLAYA DEL AMOR S'	Trash Service	1	\$ 29.94	\$ 29.94	\$ 359.28
CITY OF COACHELLA	612-534-003	48821	PLAYA DEL AMOR S'	Trash Service	1	\$ 29.94	\$ 29.94	\$ 359.28
CITY OF COACHELLA	612-540-001	48491	PLAYA DEL AMOR S'	Trash Service	1	\$ 29.94	\$ 29.94	\$ 359.28
CITY OF COACHELLA	612-540-002	48461	PLAYA DEL AMOR S'	Trash Service	1	\$ 29.94	\$ 29.94	\$ 359.28
CITY OF COACHELLA	612-540-003	48431	PLAYA DEL AMOR S'	Trash Service	1	\$ 29.94	\$ 29.94	\$ 359.28
CITY OF COACHELLA	612-540-003	48431	PLAYA DEL AMOR S'	Additional Green	1	\$ 8.47	\$ 8.47	\$ 101.64
CITY OF COACHELLA	612-540-003	48431	PLAYA DEL AMOR S'	Additional Trash	1	\$ 8.47	\$ 8.47	\$ 101.64
CITY OF COACHELLA	612-540-004	48401	PLAYA DEL AMOR S'	Trash Service	1	\$ 29.94	\$ 29.94	\$ 359.28
CITY OF COACHELLA	612-540-005	48371	PLAYA DEL AMOR S'	Trash Service	1	\$ 29.94	\$ 29.94	\$ 359.28
CITY OF COACHELLA	612-540-005	48371	PLAYA DEL AMOR S'	Additional Trash	1	\$ 8.47	\$ 8.47	\$ 101.64

City of Coachella Final 2022-23 Tax File

Customer Name	Parcel #	Address	Street	Service Level	Units	Monthly Rate	Total Montly Rate	Annual Rate
CITY OF COACHELLA	612-540-006	48341	PLAYA DEL AMOR S'	Trash Service	1	\$ 29.94	\$ 29.94	\$ 359.28
CITY OF COACHELLA	612-540-007	48311	PLAYA DEL AMOR S'	Trash Service	1	\$ 29.94	\$ 29.94	\$ 359.28
CITY OF COACHELLA	612-540-009	83022	EL GRECO AVE	Trash Service	1	\$ 29.94	\$ 29.94	\$ 359.28
CITY OF COACHELLA	612-540-010	83044	EL GRECO AVE	Trash Service	1	\$ 29.94	\$ 29.94	\$ 359.28
CITY OF COACHELLA	612-540-011	83066	EL GRECO AVE	Trash Service	1	\$ 29.94	\$ 29.94	\$ 359.28
CITY OF COACHELLA	612-540-012	83088	EL GRECO AVE	Trash Service	1	\$ 29.94	\$ 29.94	\$ 359.28
CITY OF COACHELLA	612-540-013	83110	EL GRECO AVE	Trash Service	1	\$ 29.94	\$ 29.94	\$ 359.28
CITY OF COACHELLA	612-540-014	83132	EL GRECO AVE	Trash Service	1	\$ 29.94	\$ 29.94	\$ 359.28
CITY OF COACHELLA	612-540-015	83154	EL GRECO AVE	Trash Service	1	\$ 29.94	\$ 29.94	\$ 359.28
CITY OF COACHELLA	612-540-016	83176	EL GRECO AVE	Trash Service	1	\$ 29.94	\$ 29.94	\$ 359.28
CITY OF COACHELLA	612-540-017	83198	EL GRECO AVE	Trash Service	1	\$ 29.94	\$ 29.94	\$ 359.28
CITY OF COACHELLA	612-540-018	83220	EL GRECO AVE	Trash Service	1	\$ 29.94	\$ 29.94	\$ 359.28
CITY OF COACHELLA	612-540-018	83220	EL GRECO AVE	Additional Trash	1	\$ 8.47	\$ 8.47	\$ 101.64
CITY OF COACHELLA	612-541-001	83043	EL GRECO AVE	Trash Service	1	\$ 29.94	\$ 29.94	\$ 359.28
CITY OF COACHELLA	612-541-002	83065	EL GRECO AVE	Trash Service	1	\$ 29.94	\$ 29.94	\$ 359.28
CITY OF COACHELLA	612-541-002	83065	EL GRECO AVE	Additional Trash	1	\$ 8.47	\$ 8.47	\$ 101.64
CITY OF COACHELLA	612-541-003	83087	EL GRECO AVE	Trash Service	1	\$ 29.94	\$ 29.94	\$ 359.28
CITY OF COACHELLA	612-541-004	83109	EL GRECO AVE	Trash Service	1	\$ 29.94	\$ 29.94	\$ 359.28
CITY OF COACHELLA	612-541-005	83131	EL GRECO AVE	Trash Service	1	\$ 29.94	\$ 29.94	\$ 359.28
CITY OF COACHELLA	612-541-006	83153	EL GRECO AVE	Trash Service	1	\$ 29.94	\$ 29.94	\$ 359.28
CITY OF COACHELLA	612-541-007	83175	EL GRECO AVE	Trash Service	1	\$ 29.94	\$ 29.94	\$ 359.28
CITY OF COACHELLA	612-541-008	83197	EL GRECO AVE	Trash Service	1	\$ 29.94	\$ 29.94	\$ 359.28
CITY OF COACHELLA	612-541-009	83219	EL GRECO AVE	Trash Service	1	\$ 29.94	\$ 29.94	\$ 359.28
CITY OF COACHELLA	612-541-010	83218	PUEBLO BONITO AV	Trash Service	1	\$ 29.94	\$ 29.94	\$ 359.28
CITY OF COACHELLA	612-541-011	83196	PUEBLO BONITO AV	Trash Service	1	\$ 29.94	\$ 29.94	\$ 359.28
CITY OF COACHELLA	612-541-012	83174	PUEBLO BONITO AV	Trash Service	1	\$ 29.94	\$ 29.94	\$ 359.28
CITY OF COACHELLA	612-541-012	83174	PUEBLO BONITO AV	Additional Recycle	1	\$ 8.47	\$ 8.47	\$ 101.64
CITY OF COACHELLA	612-541-013	83152	PUEBLO BONITO AV	Trash Service	1	\$ 29.94	\$ 29.94	\$ 359.28
CITY OF COACHELLA	612-541-014	83130	PUEBLO BONITO AV	Trash Service	1	\$ 29.94	\$ 29.94	\$ 359.28
CITY OF COACHELLA	612-541-015	83108	PUEBLO BONITO AV	Trash Service	1	\$ 29.94	\$ 29.94	\$ 359.28
CITY OF COACHELLA	612-541-016	83086	PUEBLO BONITO AV	Trash Service	1	\$ 29.94	\$ 29.94	\$ 359.28
CITY OF COACHELLA	612-541-017	83064	PUEBLO BONITO AV	Trash Service	1	\$ 29.94	\$ 29.94	\$ 359.28
CITY OF COACHELLA	612-541-018	83042	PUEBLO BONITO AV	Trash Service	1	\$ 29.94	\$ 29.94	\$ 359.28
CITY OF COACHELLA	612-542-001	48462	PLAYA DEL AMOR S'	Trash Service	1	\$ 29.94	\$ 29.94	\$ 359.28
CITY OF COACHELLA	612-542-002	48492	PLAYA DEL AMOR S'	Trash Service	1	\$ 29.94	\$ 29.94	\$ 359.28
CITY OF COACHELLA	612-542-003	48522	PLAYA DEL AMOR S'	Trash Service	1	\$ 29.94	\$ 29.94	\$ 359.28
CITY OF COACHELLA	612-542-004	48552	PLAYA DEL AMOR S'	Trash Service	1	\$ 29.94	\$ 29.94	\$ 359.28
CITY OF COACHELLA	612-542-005	48642	PLAYA DEL AMOR S'	Trash Service	1	\$ 29.94	\$ 29.94	\$ 359.28
CITY OF COACHELLA	612-542-006	48672	PLAYA DEL AMOR S'	Trash Service	1	\$ 29.94	\$ 29.94	\$ 359.28
CITY OF COACHELLA	612-542-007	48702	PLAYA DEL AMOR S'	Trash Service	1	\$ 29.94	\$ 29.94	\$ 359.28

City of Coachella Final 2022-23 Tax File

Customer Name	Parcel #	Address	Street	Service Level	Units	Monthly Rate	Total Montly Rate	Annual Rate
CITY OF COACHELLA	612-542-008	48732	PLAYA DEL AMOR S	Trash Service	1	\$ 29.94	\$ 29.94	\$ 359.28
CITY OF COACHELLA	612-542-008	48732	PLAYA DEL AMOR S	Additional Trash	1	\$ 8.47	\$ 8.47	\$ 101.64
CITY OF COACHELLA	612-542-009	48762	PLAYA DEL AMOR S	Trash Service	1	\$ 29.94	\$ 29.94	\$ 359.28
CITY OF COACHELLA	612-542-010	48792	PLAYA DEL AMOR S	Trash Service	1	\$ 29.94	\$ 29.94	\$ 359.28
CITY OF COACHELLA	612-542-011	48757	EL ARCO ST	Trash Service	1	\$ 29.94	\$ 29.94	\$ 359.28
CITY OF COACHELLA	612-542-012	48727	EL ARCO ST	Trash Service	1	\$ 29.94	\$ 29.94	\$ 359.28
CITY OF COACHELLA	612-542-013	48697	EL ARCO ST	Trash Service	1	\$ 29.94	\$ 29.94	\$ 359.28
CITY OF COACHELLA	612-542-014	48667	EL ARCO ST	Trash Service	1	\$ 29.94	\$ 29.94	\$ 359.28
CITY OF COACHELLA	612-542-015	48637	EL ARCO ST	Trash Service	1	\$ 29.94	\$ 29.94	\$ 359.28
CITY OF COACHELLA	612-542-016	48607	EL ARCO ST	Trash Service	1	\$ 29.94	\$ 29.94	\$ 359.28
CITY OF COACHELLA	612-542-016	48607	EL ARCO ST	Additional Trash	1	\$ 8.47	\$ 8.47	\$ 101.64
CITY OF COACHELLA	612-542-017	48547	EL ARCO ST	Trash Service	1	\$ 29.94	\$ 29.94	\$ 359.28
CITY OF COACHELLA	612-542-018	48517	EL ARCO ST	Trash Service	1	\$ 29.94	\$ 29.94	\$ 359.28
CITY OF COACHELLA	612-542-019	48487	EL ARCO ST	Trash Service	1	\$ 29.94	\$ 29.94	\$ 359.28
CITY OF COACHELLA	612-542-019	48487	EL ARCO ST	Additional Trash	1	\$ 8.47	\$ 8.47	\$ 101.64
CITY OF COACHELLA	612-542-020	48457	EL ARCO ST	Trash Service	1	\$ 29.94	\$ 29.94	\$ 359.28
CITY OF COACHELLA	612-542-020	48457	EL ARCO ST	Additional Trash	1	\$ 8.47	\$ 8.47	\$ 101.64
CITY OF COACHELLA	612-543-001	48791	PLAYA DEL AMOR S	Trash Service	1	\$ 29.94	\$ 29.94	\$ 359.28
CITY OF COACHELLA	612-543-001	48791	PLAYA DEL AMOR S	Additional Trash	1	\$ 8.47	\$ 8.47	\$ 101.64
CITY OF COACHELLA	612-543-002	48761	PLAYA DEL AMOR S	Trash Service	1	\$ 29.94	\$ 29.94	\$ 359.28
CITY OF COACHELLA	612-543-003	48731	PLAYA DEL AMOR S	Trash Service	1	\$ 29.94	\$ 29.94	\$ 359.28
CITY OF COACHELLA	612-543-003	48731	PLAYA DEL AMOR S	Additional Trash	1	\$ 8.47	\$ 8.47	\$ 101.64
CITY OF COACHELLA	612-543-004	48701	PLAYA DEL AMOR S	Trash Service	1	\$ 29.94	\$ 29.94	\$ 359.28
CITY OF COACHELLA	612-543-005	48671	PLAYA DEL AMOR S	Trash Service	1	\$ 29.94	\$ 29.94	\$ 359.28
CITY OF COACHELLA	612-543-006	48641	PLAYA DEL AMOR S	Trash Service	1	\$ 29.94	\$ 29.94	\$ 359.28
CITY OF COACHELLA	612-543-006	48641	PLAYA DEL AMOR S	Additional Recycle	1	\$ 8.47	\$ 8.47	\$ 101.64
CITY OF COACHELLA	612-543-007	48611	PLAYA DEL AMOR S	Trash Service	1	\$ 29.94	\$ 29.94	\$ 359.28
CITY OF COACHELLA	612-543-008	48581	PLAYA DEL AMOR S	Trash Service	1	\$ 29.94	\$ 29.94	\$ 359.28
CITY OF COACHELLA	612-543-009	48551	PLAYA DEL AMOR S	Trash Service	1	\$ 29.94	\$ 29.94	\$ 359.28
CITY OF COACHELLA	612-543-009	48551	PLAYA DEL AMOR S	Additional Trash	1	\$ 8.47	\$ 8.47	\$ 101.64
CITY OF COACHELLA	612-544-001	48460	EL ARCO ST	Trash Service	1	\$ 29.94	\$ 29.94	\$ 359.28
CITY OF COACHELLA	612-544-002	48490	EL ARCO ST	Trash Service	1	\$ 29.94	\$ 29.94	\$ 359.28
CITY OF COACHELLA	612-544-003	48520	EL ARCO ST	Trash Service	1	\$ 29.94	\$ 29.94	\$ 359.28
CITY OF COACHELLA	612-544-003	48520	EL ARCO ST	Additional Trash	1	\$ 8.47	\$ 8.47	\$ 101.64
CITY OF COACHELLA	612-544-004	48550	EL ARCO ST	Trash Service	1	\$ 29.94	\$ 29.94	\$ 359.28
CITY OF COACHELLA	612-544-004	48550	EL ARCO ST	Additional Trash	2	\$ 8.47	\$ 16.94	\$ 203.28
CITY OF COACHELLA	612-544-005	48580	EL ARCO ST	Trash Service	1	\$ 29.94	\$ 29.94	\$ 359.28
CITY OF COACHELLA	612-544-006	48610	EL ARCO ST	Trash Service	1	\$ 29.94	\$ 29.94	\$ 359.28
CITY OF COACHELLA	612-544-007	48640	EL ARCO ST	Trash Service	1	\$ 29.94	\$ 29.94	\$ 359.28
CITY OF COACHELLA	612-544-007	48640	EL ARCO ST	Additional Trash	1	\$ 8.47	\$ 8.47	\$ 101.64

City of Coachella Final 2022-23 Tax File

Customer Name	Parcel #	Address	Street	Service Level	Units	Monthly Rate	Total Montly Rate	Annual Rate
CITY OF COACHELLA	612-544-008	48670	EL ARCO ST	Trash Service	1	\$ 29.94	\$ 29.94	\$ 359.28
CITY OF COACHELLA	612-544-008	48670	EL ARCO ST	Additional Trash	1	\$ 8.47	\$ 8.47	\$ 101.64
CITY OF COACHELLA	612-544-009	48700	EL ARCO ST	Trash Service	1	\$ 29.94	\$ 29.94	\$ 359.28
CITY OF COACHELLA	612-544-010	48730	EL ARCO ST	Trash Service	1	\$ 29.94	\$ 29.94	\$ 359.28
CITY OF COACHELLA	612-544-010	48730	EL ARCO ST	Additional Trash	1	\$ 8.47	\$ 8.47	\$ 101.64
CITY OF COACHELLA	612-544-011	48725	EL CASTILLO ROAD	Trash Service	1	\$ 29.94	\$ 29.94	\$ 359.28
CITY OF COACHELLA	612-544-011	48725	EL CASTILLO ROAD	Additional Recycle	1	\$ 8.47	\$ 8.47	\$ 101.64
CITY OF COACHELLA	612-544-012	48695	EL CASTILLO ROAD	Trash Service	1	\$ 29.94	\$ 29.94	\$ 359.28
CITY OF COACHELLA	612-544-013	48665	EL CASTILLO ROAD	Trash Service	1	\$ 29.94	\$ 29.94	\$ 359.28
CITY OF COACHELLA	612-544-014	48635	EL CASTILLO ROAD	Trash Service	1	\$ 29.94	\$ 29.94	\$ 359.28
CITY OF COACHELLA	612-544-014	48635	EL CASTILLO ROAD	Additional Trash	1	\$ 8.47	\$ 8.47	\$ 101.64
CITY OF COACHELLA	612-544-015	48605	EL CASTILLO ROAD	Trash Service	1	\$ 29.94	\$ 29.94	\$ 359.28
CITY OF COACHELLA	612-544-016	48575	EL CASTILLO ROAD	Trash Service	1	\$ 29.94	\$ 29.94	\$ 359.28
CITY OF COACHELLA	612-544-017	48545	EL CASTILLO ROAD	Trash Service	1	\$ 29.94	\$ 29.94	\$ 359.28
CITY OF COACHELLA	612-544-018	48515	EL CASTILLO ROAD	Trash Service	1	\$ 29.94	\$ 29.94	\$ 359.28
CITY OF COACHELLA	612-544-019	48485	EL CASTILLO ROAD	Trash Service	1	\$ 29.94	\$ 29.94	\$ 359.28
CITY OF COACHELLA	612-544-019	48485	EL CASTILLO ROAD	Additional Trash	1	\$ 8.47	\$ 8.47	\$ 101.64
CITY OF COACHELLA	612-544-020	48455	EL CASTILLO ROAD	Trash Service	1	\$ 29.94	\$ 29.94	\$ 359.28
CITY OF COACHELLA	612-550-001	48405	SAN GORGONIO PLC	Trash Service	1	\$ 29.94	\$ 29.94	\$ 359.28
CITY OF COACHELLA	612-550-003	48353	SAN GORGONIO PLC	Trash Service	1	\$ 29.94	\$ 29.94	\$ 359.28
CITY OF COACHELLA	612-550-004	48327	SAN GORGONIO PLC	Trash Service	1	\$ 29.94	\$ 29.94	\$ 359.28
CITY OF COACHELLA	612-550-005	48301	SAN GORGONIO PLC	Trash Service	1	\$ 29.94	\$ 29.94	\$ 359.28
CITY OF COACHELLA	612-550-005	48301	SAN GORGONIO PLC	Additional Trash	1	\$ 8.47	\$ 8.47	\$ 101.64
CITY OF COACHELLA	612-550-006	48275	SAN GORGONIO PLC	Trash Service	1	\$ 29.94	\$ 29.94	\$ 359.28
CITY OF COACHELLA	612-550-007	48249	SAN GORGONIO PLC	Trash Service	1	\$ 29.94	\$ 29.94	\$ 359.28
CITY OF COACHELLA	612-550-008	48223	SAN GORGONIO PLC	Trash Service	1	\$ 29.94	\$ 29.94	\$ 359.28
CITY OF COACHELLA	612-550-009	48197	SAN GORGONIO PLC	Trash Service	1	\$ 29.94	\$ 29.94	\$ 359.28
CITY OF COACHELLA	612-550-010	48171	SAN GORGONIO PLC	Trash Service	1	\$ 29.94	\$ 29.94	\$ 359.28
CITY OF COACHELLA	612-550-011	48145	SAN GORGONIO PLC	Trash Service	1	\$ 29.94	\$ 29.94	\$ 359.28
CITY OF COACHELLA	612-550-012	48119	SAN GORGONIO PLC	Trash Service	1	\$ 29.94	\$ 29.94	\$ 359.28
CITY OF COACHELLA	612-550-012	48119	SAN GORGONIO PLC	Additional Trash	1	\$ 8.47	\$ 8.47	\$ 101.64
CITY OF COACHELLA	612-550-013	48093	SAN GORGONIO PLC	Trash Service	1	\$ 29.94	\$ 29.94	\$ 359.28
CITY OF COACHELLA	612-550-014	48067	SAN GORGONIO PLC	Trash Service	1	\$ 29.94	\$ 29.94	\$ 359.28
CITY OF COACHELLA	612-550-015	48041	SAN GORGONIO PLC	Trash Service	1	\$ 29.94	\$ 29.94	\$ 359.28
CITY OF COACHELLA	612-550-016	83514	QUAIL MOUNTAIN T	Trash Service	1	\$ 29.94	\$ 29.94	\$ 359.28
CITY OF COACHELLA	612-550-016	83514	QUAIL MOUNTAIN T	Additional Trash	1	\$ 8.47	\$ 8.47	\$ 101.64
CITY OF COACHELLA	612-550-018	83542	QUAIL MOUNTAIN T	Trash Service	1	\$ 29.94	\$ 29.94	\$ 359.28
CITY OF COACHELLA	612-550-019	83556	QUAIL MOUNTAIN T	Trash Service	1	\$ 29.94	\$ 29.94	\$ 359.28
CITY OF COACHELLA	612-550-020	83570	QUAIL MOUNTAIN T	Trash Service	1	\$ 29.94	\$ 29.94	\$ 359.28
CITY OF COACHELLA	612-550-022	83598	QUAIL MOUNTAIN T	Trash Service	1	\$ 29.94	\$ 29.94	\$ 359.28

City of Coachella Final 2022-23 Tax File

Customer Name	Parcel #	Address	Street	Service Level	Units	Monthly Rate	Total Montly Rate	Annual Rate
CITY OF COACHELLA	612-550-023	48042	ARICA DR	Trash Service	1	\$ 29.94	\$ 29.94	\$ 359.28
CITY OF COACHELLA	612-550-024	48068	ARICA DR	Trash Service	1	\$ 29.94	\$ 29.94	\$ 359.28
CITY OF COACHELLA	612-550-025	48094	ARICA DR	Trash Service	1	\$ 29.94	\$ 29.94	\$ 359.28
CITY OF COACHELLA	612-550-026	48120	ARICA DR	Trash Service	1	\$ 29.94	\$ 29.94	\$ 359.28
CITY OF COACHELLA	612-550-027	48146	ARICA DR	Trash Service	1	\$ 29.94	\$ 29.94	\$ 359.28
CITY OF COACHELLA	612-550-028	48172	ARICA DR	Trash Service	1	\$ 29.94	\$ 29.94	\$ 359.28
CITY OF COACHELLA	612-550-029	48198	ARICA DR	Trash Service	1	\$ 29.94	\$ 29.94	\$ 359.28
CITY OF COACHELLA	612-550-030	48224	ARICA DR	Trash Service	1	\$ 29.94	\$ 29.94	\$ 359.28
CITY OF COACHELLA	612-550-031	48250	ARICA DR	Trash Service	1	\$ 29.94	\$ 29.94	\$ 359.28
CITY OF COACHELLA	612-550-032	48276	ARICA DR	Trash Service	1	\$ 29.94	\$ 29.94	\$ 359.28
CITY OF COACHELLA	612-550-033	48379	SAN GORGONIO PLC	Trash Service	1	\$ 29.94	\$ 29.94	\$ 359.28
CITY OF COACHELLA	612-550-034	83528	QUAIL MOUNTAIN T	Trash Service	1	\$ 29.94	\$ 29.94	\$ 359.28
CITY OF COACHELLA	612-550-035	83584	QUAIL MOUNTAIN T	Trash Service	1	\$ 29.94	\$ 29.94	\$ 359.28
CITY OF COACHELLA	612-551-001	48283	ARICA DR	Trash Service	1	\$ 29.94	\$ 29.94	\$ 359.28
CITY OF COACHELLA	612-551-002	48257	ARICA DR	Trash Service	1	\$ 29.94	\$ 29.94	\$ 359.28
CITY OF COACHELLA	612-551-003	48231	ARICA DR	Trash Service	1	\$ 29.94	\$ 29.94	\$ 359.28
CITY OF COACHELLA	612-551-004	48205	ARICA DR	Trash Service	1	\$ 29.94	\$ 29.94	\$ 359.28
CITY OF COACHELLA	612-551-005	48179	ARICA DR	Trash Service	1	\$ 29.94	\$ 29.94	\$ 359.28
CITY OF COACHELLA	612-551-005	48179	ARICA DR	Additional Trash	1	\$ 8.47	\$ 8.47	\$ 101.64
CITY OF COACHELLA	612-551-006	48153	ARICA DR	Trash Service	1	\$ 29.94	\$ 29.94	\$ 359.28
CITY OF COACHELLA	612-551-007	48127	ARICA DR	Trash Service	1	\$ 29.94	\$ 29.94	\$ 359.28
CITY OF COACHELLA	612-551-008	83543	QUAIL MOUNTAIN T	Trash Service	1	\$ 29.94	\$ 29.94	\$ 359.28
CITY OF COACHELLA	612-551-009	83529	QUAIL MOUNTAIN T	Trash Service	1	\$ 29.94	\$ 29.94	\$ 359.28
CITY OF COACHELLA	612-551-010	83515	QUAIL MOUNTAIN T	Trash Service	1	\$ 29.94	\$ 29.94	\$ 359.28
CITY OF COACHELLA	612-551-011	48128	SAN GORGONIO PLC	Trash Service	1	\$ 29.94	\$ 29.94	\$ 359.28
CITY OF COACHELLA	612-551-012	48154	SAN GORGONIO PLC	Trash Service	1	\$ 29.94	\$ 29.94	\$ 359.28
CITY OF COACHELLA	612-551-012	48154	SAN GORGONIO PLC	Additional Trash	1	\$ 8.47	\$ 8.47	\$ 101.64
CITY OF COACHELLA	612-551-013	48180	SAN GORGONIO PLC	Trash Service	1	\$ 29.94	\$ 29.94	\$ 359.28
CITY OF COACHELLA	612-551-014	48206	SAN GORGONIO PLC	Trash Service	1	\$ 29.94	\$ 29.94	\$ 359.28
CITY OF COACHELLA	612-551-015	48232	SAN GORGONIO PLC	Trash Service	1	\$ 29.94	\$ 29.94	\$ 359.28
CITY OF COACHELLA	612-551-016	48258	SAN GORGONIO PLC	Trash Service	1	\$ 29.94	\$ 29.94	\$ 359.28
CITY OF COACHELLA	612-551-016	48258	SAN GORGONIO PLC	Additional Trash	1	\$ 8.47	\$ 8.47	\$ 101.64
CITY OF COACHELLA	612-551-017	48284	SAN GORGONIO PLC	Trash Service	1	\$ 29.94	\$ 29.94	\$ 359.28
CITY OF COACHELLA	612-551-017	48284	SAN GORGONIO PLC	Additional Green	1	\$ 8.47	\$ 8.47	\$ 101.64
CITY OF COACHELLA	612-552-001	48310	SAN GORGONIO PLC	Trash Service	1	\$ 29.94	\$ 29.94	\$ 359.28
CITY OF COACHELLA	612-552-002	48336	SAN GORGONIO PLC	Trash Service	1	\$ 29.94	\$ 29.94	\$ 359.28
CITY OF COACHELLA	612-552-003	48362	SAN GORGONIO PLC	Trash Service	1	\$ 29.94	\$ 29.94	\$ 359.28
CITY OF COACHELLA	612-560-001	48303	SAN JACINTO LANE	Trash Service	1	\$ 29.94	\$ 29.94	\$ 359.28
CITY OF COACHELLA	612-560-002	48277	SAN JACINTO LANE	Trash Service	1	\$ 29.94	\$ 29.94	\$ 359.28
CITY OF COACHELLA	612-560-003	48251	SAN JACINTO LANE	Trash Service	1	\$ 29.94	\$ 29.94	\$ 359.28

City of Coachella Final 2022-23 Tax File

Customer Name	Parcel #	Address	Street	Service Level	Units	Monthly Rate	Total Montly Rate	Annual Rate
CITY OF COACHELLA	612-560-003	48251	SAN JACINTO LANE	Additional Trash	1	\$ 8.47	\$ 8.47	\$ 101.64
CITY OF COACHELLA	612-560-004	48225	SAN JACINTO LANE	Trash Service	1	\$ 29.94	\$ 29.94	\$ 359.28
CITY OF COACHELLA	612-560-005	48199	SAN JACINTO LANE	Trash Service	1	\$ 29.94	\$ 29.94	\$ 359.28
CITY OF COACHELLA	612-560-006	48173	SAN JACINTO LANE	Trash Service	1	\$ 29.94	\$ 29.94	\$ 359.28
CITY OF COACHELLA	612-560-006	48173	SAN JACINTO LANE	Additional Trash	1	\$ 8.47	\$ 8.47	\$ 101.64
CITY OF COACHELLA	612-560-007	48147	SAN JACINTO LANE	Trash Service	1	\$ 29.94	\$ 29.94	\$ 359.28
CITY OF COACHELLA	612-560-007	48147	SAN JACINTO LANE	Additional Trash	1	\$ 8.47	\$ 8.47	\$ 101.64
CITY OF COACHELLA	612-560-008	48121	SAN JACINTO LANE	Trash Service	1	\$ 29.94	\$ 29.94	\$ 359.28
CITY OF COACHELLA	612-560-008	48121	SAN JACINTO LANE	Additional Trash	1	\$ 8.47	\$ 8.47	\$ 101.64
CITY OF COACHELLA	612-560-009	48095	SAN JACINTO LANE	Trash Service	1	\$ 29.94	\$ 29.94	\$ 359.28
CITY OF COACHELLA	612-560-009	48095	SAN JACINTO LANE	Additional Trash	2	\$ 8.47	\$ 16.94	\$ 203.28
CITY OF COACHELLA	612-560-010	48069	SAN JACINTO LANE	Trash Service	1	\$ 29.94	\$ 29.94	\$ 359.28
CITY OF COACHELLA	612-560-011	83616	SAN JACINTO LANE	Trash Service	1	\$ 29.94	\$ 29.94	\$ 359.28
CITY OF COACHELLA	612-560-013	83644	PALOMAR CT	Trash Service	1	\$ 29.94	\$ 29.94	\$ 359.28
CITY OF COACHELLA	612-560-014	83658	PALOMAR CT	Trash Service	1	\$ 29.94	\$ 29.94	\$ 359.28
CITY OF COACHELLA	612-560-014	83658	PALOMAR CT	Additional Recycle	1	\$ 8.47	\$ 8.47	\$ 101.64
CITY OF COACHELLA	612-560-015	83672	PALOMAR CT	Trash Service	1	\$ 29.94	\$ 29.94	\$ 359.28
CITY OF COACHELLA	612-560-016	83686	PALOMAR CT	Trash Service	1	\$ 29.94	\$ 29.94	\$ 359.28
CITY OF COACHELLA	612-560-017	83700	PALOMAR CT	Trash Service	1	\$ 29.94	\$ 29.94	\$ 359.28
CITY OF COACHELLA	612-560-018	83689	PALOMAR CT	Trash Service	1	\$ 29.94	\$ 29.94	\$ 359.28
CITY OF COACHELLA	612-560-019	83687	PALOMAR CT	Trash Service	1	\$ 29.94	\$ 29.94	\$ 359.28
CITY OF COACHELLA	612-560-020	83673	PALOMAR CT	Trash Service	1	\$ 29.94	\$ 29.94	\$ 359.28
CITY OF COACHELLA	612-560-020	83673	PALOMAR CT	Additional Trash	1	\$ 8.47	\$ 8.47	\$ 101.64
CITY OF COACHELLA	612-560-021	83659	PALOMAR CT	Trash Service	1	\$ 29.94	\$ 29.94	\$ 359.28
CITY OF COACHELLA	612-560-022	83645	PALOMAR CT	Trash Service	1	\$ 29.94	\$ 29.94	\$ 359.28
CITY OF COACHELLA	612-560-022	83645	PALOMAR CT	Additional Trash	1	\$ 8.47	\$ 8.47	\$ 101.64
CITY OF COACHELLA	612-560-023	83631	PALOMAR CT	Trash Service	1	\$ 29.94	\$ 29.94	\$ 359.28
CITY OF COACHELLA	612-560-024	83617	PALOMAR CT	Trash Service	1	\$ 29.94	\$ 29.94	\$ 359.28
CITY OF COACHELLA	612-560-025	83618	RIMROCK LANE	Trash Service	1	\$ 29.94	\$ 29.94	\$ 359.28
CITY OF COACHELLA	612-560-026	83632	RIMROCK LANE	Trash Service	1	\$ 29.94	\$ 29.94	\$ 359.28
CITY OF COACHELLA	612-560-027	83646	RIMROCK LANE	Trash Service	1	\$ 29.94	\$ 29.94	\$ 359.28
CITY OF COACHELLA	612-560-028	83660	RIMROCK LANE	Trash Service	1	\$ 29.94	\$ 29.94	\$ 359.28
CITY OF COACHELLA	612-560-028	83660	RIMROCK LANE	Additional Trash	1	\$ 8.47	\$ 8.47	\$ 101.64
CITY OF COACHELLA	612-560-029	83674	RIMROCK LANE	Trash Service	1	\$ 29.94	\$ 29.94	\$ 359.28
CITY OF COACHELLA	612-560-030	83688	RIMROCK LANE	Trash Service	1	\$ 29.94	\$ 29.94	\$ 359.28
CITY OF COACHELLA	612-560-031	48144	PINTO LANE	Trash Service	1	\$ 29.94	\$ 29.94	\$ 359.28
CITY OF COACHELLA	612-560-031	48144	PINTO LANE	Additional Trash	1	\$ 8.47	\$ 8.47	\$ 101.64
CITY OF COACHELLA	612-560-031	48144	PINTO LANE	Additional Green	1	\$ 8.47	\$ 8.47	\$ 101.64
CITY OF COACHELLA	612-560-032	48170	PINTO LANE	Trash Service	1	\$ 29.94	\$ 29.94	\$ 359.28
CITY OF COACHELLA	612-560-033	48196	PINTO LANE	Trash Service	1	\$ 29.94	\$ 29.94	\$ 359.28

City of Coachella Final 2022-23 Tax File

Customer Name	Parcel #	Address	Street	Service Level	Units	Monthly Rate	Total Montly Rate	Annual Rate
CITY OF COACHELLA	612-560-033	48196	PINTO LANE	Additional Trash	1	\$ 8.47	\$ 8.47	\$ 101.64
CITY OF COACHELLA	612-560-034	48222	PINTO LANE	Trash Service	1	\$ 29.94	\$ 29.94	\$ 359.28
CITY OF COACHELLA	612-560-035	48248	PINTO LANE	Trash Service	1	\$ 29.94	\$ 29.94	\$ 359.28
CITY OF COACHELLA	612-560-035	48248	PINTO LANE	Additional Trash	1	\$ 8.47	\$ 8.47	\$ 101.64
CITY OF COACHELLA	612-560-036	48274	PINTO LANE	Trash Service	1	\$ 29.94	\$ 29.94	\$ 359.28
CITY OF COACHELLA	612-560-036	48274	PINTO LANE	Additional Green	2	\$ 8.47	\$ 16.94	\$ 203.28
CITY OF COACHELLA	612-560-036	48274	PINTO LANE	Additional Recycle	1	\$ 8.47	\$ 8.47	\$ 101.64
CITY OF COACHELLA	612-560-037	48300	PINTO LANE	Trash Service	1	\$ 29.94	\$ 29.94	\$ 359.28
CITY OF COACHELLA	612-560-038	48326	PINTO LANE	Trash Service	1	\$ 29.94	\$ 29.94	\$ 359.28
CITY OF COACHELLA	612-560-039	83630	PALOMAR CT	Trash Service	1	\$ 29.94	\$ 29.94	\$ 359.28
CITY OF COACHELLA	612-560-039	83630	PALOMAR CT	Additional Trash	1	\$ 8.47	\$ 8.47	\$ 101.64
CITY OF COACHELLA	612-561-001	83619	RIMROCK LANE	Trash Service	1	\$ 29.94	\$ 29.94	\$ 359.28
CITY OF COACHELLA	612-561-002	83633	RIMROCK LANE	Trash Service	1	\$ 29.94	\$ 29.94	\$ 359.28
CITY OF COACHELLA	612-561-003	83647	RIMROCK LANE	Trash Service	1	\$ 29.94	\$ 29.94	\$ 359.28
CITY OF COACHELLA	612-561-004	83661	RIMROCK LANE	Trash Service	1	\$ 29.94	\$ 29.94	\$ 359.28
CITY OF COACHELLA	612-561-005	83675	RIMROCK LANE	Trash Service	1	\$ 29.94	\$ 29.94	\$ 359.28
CITY OF COACHELLA	612-561-006	83676	MCCOY PEAK AVE	Trash Service	1	\$ 29.94	\$ 29.94	\$ 359.28
CITY OF COACHELLA	612-561-007	83634	MCCOY PEAK AVE	Trash Service	1	\$ 29.94	\$ 29.94	\$ 359.28
CITY OF COACHELLA	612-561-007	83634	MCCOY PEAK AVE	Additional Trash	1	\$ 8.47	\$ 8.47	\$ 101.64
CITY OF COACHELLA	612-561-007	83634	MCCOY PEAK AVE	Additional Recycle	1	\$ 8.47	\$ 8.47	\$ 101.64
CITY OF COACHELLA	612-561-008	83648	MCCOY PEAK AVE	Trash Service	1	\$ 29.94	\$ 29.94	\$ 359.28
CITY OF COACHELLA	612-561-009	83662	MCCOY PEAK AVE	Trash Service	1	\$ 29.94	\$ 29.94	\$ 359.28
CITY OF COACHELLA	612-561-010	83620	MCCOY PEAK AVE	Trash Service	1	\$ 29.94	\$ 29.94	\$ 359.28
CITY OF COACHELLA	612-561-010	83620	MCCOY PEAK AVE	Additional Trash	1	\$ 8.47	\$ 8.47	\$ 101.64
CITY OF COACHELLA	612-562-001	83615	MCCOY PEAK AVE	Trash Service	1	\$ 29.94	\$ 29.94	\$ 359.28
CITY OF COACHELLA	612-562-002	83629	MCCOY PEAK AVE	Trash Service	1	\$ 29.94	\$ 29.94	\$ 359.28
CITY OF COACHELLA	612-562-003	83643	MCCOY PEAK AVE	Trash Service	1	\$ 29.94	\$ 29.94	\$ 359.28
CITY OF COACHELLA	612-562-004	83657	MCCOY PEAK AVE	Trash Service	1	\$ 29.94	\$ 29.94	\$ 359.28
CITY OF COACHELLA	612-562-004	83657	MCCOY PEAK AVE	Additional Trash	1	\$ 8.47	\$ 8.47	\$ 101.64
CITY OF COACHELLA	612-562-005	83671	MCCOY PEAK AVE	Trash Service	1	\$ 29.94	\$ 29.94	\$ 359.28
CITY OF COACHELLA	612-562-006	83685	MCCOY PEAK AVE	Trash Service	1	\$ 29.94	\$ 29.94	\$ 359.28
CITY OF COACHELLA	612-562-006	83685	MCCOY PEAK AVE	Additional Trash	1	\$ 8.47	\$ 8.47	\$ 101.64
CITY OF COACHELLA	612-562-007	83699	MCCOY PEAK AVE	Trash Service	1	\$ 29.94	\$ 29.94	\$ 359.28
CITY OF COACHELLA	612-562-007	83699	MCCOY PEAK AVE	Additional Trash	1	\$ 8.47	\$ 8.47	\$ 101.64
CITY OF COACHELLA	612-570-001	83614	EAGLE AVE	Trash Service	1	\$ 29.94	\$ 29.94	\$ 359.28
CITY OF COACHELLA	612-570-002	83628	EAGLE AVE	Trash Service	1	\$ 29.94	\$ 29.94	\$ 359.28
CITY OF COACHELLA	612-570-003	83642	EAGLE AVE	Trash Service	1	\$ 29.94	\$ 29.94	\$ 359.28
CITY OF COACHELLA	612-570-003	83642	EAGLE AVE	Additional Trash	1	\$ 8.47	\$ 8.47	\$ 101.64
CITY OF COACHELLA	612-570-004	83656	EAGLE AVE	Trash Service	1	\$ 29.94	\$ 29.94	\$ 359.28
CITY OF COACHELLA	612-570-004	83656	EAGLE AVE	Additional Trash	1	\$ 8.47	\$ 8.47	\$ 101.64

City of Coachella Final 2022-23 Tax File

Customer Name	Parcel #	Address	Street	Service Level	Units	Monthly Rate	Total Montly Rate	Annual Rate
CITY OF COACHELLA	612-570-005	83670	EAGLE AVE	Trash Service	1	\$ 29.94	\$ 29.94	\$ 359.28
CITY OF COACHELLA	612-570-006	83684	EAGLE AVE	Trash Service	1	\$ 29.94	\$ 29.94	\$ 359.28
CITY OF COACHELLA	612-570-007	83698	EAGLE AVE	Trash Service	1	\$ 29.94	\$ 29.94	\$ 359.28
CITY OF COACHELLA	612-570-007	83698	EAGLE AVE	Additional Trash	1	\$ 8.47	\$ 8.47	\$ 101.64
CITY OF COACHELLA	612-570-007	83698	EAGLE AVE	Additional Green	1	\$ 8.47	\$ 8.47	\$ 101.64
CITY OF COACHELLA	612-571-001	48352	PINTO LANE	Trash Service	1	\$ 29.94	\$ 29.94	\$ 359.28
CITY OF COACHELLA	612-571-002	48378	PINTO LANE	Trash Service	1	\$ 29.94	\$ 29.94	\$ 359.28
CITY OF COACHELLA	612-571-003	48404	PINTO LANE	Trash Service	1	\$ 29.94	\$ 29.94	\$ 359.28
CITY OF COACHELLA	612-571-004	83711	EAGLE AVE	Trash Service	1	\$ 29.94	\$ 29.94	\$ 359.28
CITY OF COACHELLA	612-571-005	83697	EAGLE AVE	Trash Service	1	\$ 29.94	\$ 29.94	\$ 359.28
CITY OF COACHELLA	612-571-006	83683	EAGLE AVE	Trash Service	1	\$ 29.94	\$ 29.94	\$ 359.28
CITY OF COACHELLA	612-571-007	83669	EAGLE AVE	Trash Service	1	\$ 29.94	\$ 29.94	\$ 359.28
CITY OF COACHELLA	612-571-007	83669	EAGLE AVE	Additional Trash	1	\$ 8.47	\$ 8.47	\$ 101.64
CITY OF COACHELLA	612-571-008	83655	EAGLE AVE	Trash Service	1	\$ 29.94	\$ 29.94	\$ 359.28
CITY OF COACHELLA	612-571-009	83641	EAGLE AVE	Trash Service	1	\$ 29.94	\$ 29.94	\$ 359.28
CITY OF COACHELLA	612-571-009	83641	EAGLE AVE	Additional Trash	1	\$ 8.47	\$ 8.47	\$ 101.64
CITY OF COACHELLA	612-571-010	83627	EAGLE AVE	Trash Service	1	\$ 29.94	\$ 29.94	\$ 359.28
CITY OF COACHELLA	612-571-011	83613	EAGLE AVE	Trash Service	1	\$ 29.94	\$ 29.94	\$ 359.28
CITY OF COACHELLA	612-571-012	83599	EAGLE AVE	Trash Service	1	\$ 29.94	\$ 29.94	\$ 359.28
CITY OF COACHELLA	612-571-013	83612	COXCOMB DR	Trash Service	1	\$ 29.94	\$ 29.94	\$ 359.28
CITY OF COACHELLA	612-571-013	83612	COXCOMB DR	Additional Trash	1	\$ 8.47	\$ 8.47	\$ 101.64
CITY OF COACHELLA	612-571-014	83626	COXCOMB DR	Trash Service	1	\$ 29.94	\$ 29.94	\$ 359.28
CITY OF COACHELLA	612-571-015	83640	COXCOMB DR	Trash Service	1	\$ 29.94	\$ 29.94	\$ 359.28
CITY OF COACHELLA	612-571-016	83654	COXCOMB DR	Trash Service	1	\$ 29.94	\$ 29.94	\$ 359.28
CITY OF COACHELLA	612-571-017	83668	COXCOMB DR	Trash Service	1	\$ 29.94	\$ 29.94	\$ 359.28
CITY OF COACHELLA	612-571-017	83668	COXCOMB DR	Additional Trash	1	\$ 8.47	\$ 8.47	\$ 101.64
CITY OF COACHELLA	612-571-018	83682	COXCOMB DR	Trash Service	1	\$ 29.94	\$ 29.94	\$ 359.28
CITY OF COACHELLA	612-571-019	83696	COXCOMB DR	Trash Service	1	\$ 29.94	\$ 29.94	\$ 359.28
CITY OF COACHELLA	612-571-020	48456	RED MOUNTAIN PLC	Trash Service	1	\$ 29.94	\$ 29.94	\$ 359.28
CITY OF COACHELLA	612-571-021	48482	RED MOUNTAIN PLC	Trash Service	1	\$ 29.94	\$ 29.94	\$ 359.28
CITY OF COACHELLA	612-571-021	48482	RED MOUNTAIN PLC	Additional Trash	1	\$ 8.47	\$ 8.47	\$ 101.64
CITY OF COACHELLA	612-571-022	48508	RED MOUNTAIN PLC	Trash Service	1	\$ 29.94	\$ 29.94	\$ 359.28
CITY OF COACHELLA	612-571-023	48534	RED MOUNTAIN PLC	Trash Service	1	\$ 29.94	\$ 29.94	\$ 359.28
CITY OF COACHELLA	612-571-024	48560	RED MOUNTAIN PLC	Trash Service	1	\$ 29.94	\$ 29.94	\$ 359.28
CITY OF COACHELLA	612-571-025	48586	RED MOUNTAIN PLC	Trash Service	1	\$ 29.94	\$ 29.94	\$ 359.28
CITY OF COACHELLA	612-571-026	48612	RED MOUNTAIN PLC	Trash Service	1	\$ 29.94	\$ 29.94	\$ 359.28
CITY OF COACHELLA	612-571-027	83693	GRANITE PASS TRL	Trash Service	1	\$ 29.94	\$ 29.94	\$ 359.28
CITY OF COACHELLA	612-571-028	83679	GRANITE PASS TRL	Trash Service	1	\$ 29.94	\$ 29.94	\$ 359.28
CITY OF COACHELLA	612-571-029	83665	GRANITE PASS TRL	Trash Service	1	\$ 29.94	\$ 29.94	\$ 359.28
CITY OF COACHELLA	612-571-030	83651	GRANITE PASS TRL	Trash Service	1	\$ 29.94	\$ 29.94	\$ 359.28

City of Coachella Final 2022-23 Tax File

Customer Name	Parcel #	Address	Street	Service Level	Units	Monthly Rate	Total Montly Rate	Annual Rate
CITY OF COACHELLA	612-571-031	83637	GRANITE PASS TRL	Trash Service	1	\$ 29.94	\$ 29.94	\$ 359.28
CITY OF COACHELLA	612-571-031	83637	GRANITE PASS TRL	Additional Trash	1	\$ 8.47	\$ 8.47	\$ 101.64
CITY OF COACHELLA	612-571-032	83623	GRANITE PASS TRL	Trash Service	1	\$ 29.94	\$ 29.94	\$ 359.28
CITY OF COACHELLA	612-572-001	83695	COXCOMB DR	Trash Service	1	\$ 29.94	\$ 29.94	\$ 359.28
CITY OF COACHELLA	612-572-002	83681	COXCOMB DR	Trash Service	1	\$ 29.94	\$ 29.94	\$ 359.28
CITY OF COACHELLA	612-572-003	83667	COXCOMB DR	Trash Service	1	\$ 29.94	\$ 29.94	\$ 359.28
CITY OF COACHELLA	612-572-004	83653	COXCOMB DR	Trash Service	1	\$ 29.94	\$ 29.94	\$ 359.28
CITY OF COACHELLA	612-572-005	83639	COXCOMB DR	Trash Service	1	\$ 29.94	\$ 29.94	\$ 359.28
CITY OF COACHELLA	612-572-006	83638	GRANITE PASS TRL	Trash Service	1	\$ 29.94	\$ 29.94	\$ 359.28
CITY OF COACHELLA	612-572-007	83652	GRANITE PASS TRL	Trash Service	1	\$ 29.94	\$ 29.94	\$ 359.28
CITY OF COACHELLA	612-572-007	83652	GRANITE PASS TRL	Additional Trash	1	\$ 8.47	\$ 8.47	\$ 101.64
CITY OF COACHELLA	612-572-008	83666	GRANITE PASS TRL	Trash Service	1	\$ 29.94	\$ 29.94	\$ 359.28
CITY OF COACHELLA	612-572-009	83680	GRANITE PASS TRL	Trash Service	1	\$ 29.94	\$ 29.94	\$ 359.28
CITY OF COACHELLA	612-572-010	83694	GRANITE PASS TRL	Trash Service	1	\$ 29.94	\$ 29.94	\$ 359.28
CITY OF COACHELLA	612-573-001	48625	CHIRIACO SUMMIT	Trash Service	1	\$ 29.94	\$ 29.94	\$ 359.28
CITY OF COACHELLA	612-573-002	48599	CHIRIACO SUMMIT	Trash Service	1	\$ 29.94	\$ 29.94	\$ 359.28
CITY OF COACHELLA	612-573-003	48573	CHIRIACO SUMMIT	Trash Service	1	\$ 29.94	\$ 29.94	\$ 359.28
CITY OF COACHELLA	612-573-004	48547	CHIRIACO SUMMIT	Trash Service	1	\$ 29.94	\$ 29.94	\$ 359.28
CITY OF COACHELLA	612-573-005	48521	CHIRIACO SUMMIT	Trash Service	1	\$ 29.94	\$ 29.94	\$ 359.28
CITY OF COACHELLA	612-573-006	48495	CHIRIACO SUMMIT	Trash Service	1	\$ 29.94	\$ 29.94	\$ 359.28
CITY OF COACHELLA	612-573-007	48469	CHIRIACO SUMMIT	Trash Service	1	\$ 29.94	\$ 29.94	\$ 359.28
CITY OF COACHELLA	612-573-008	48443	CHIRIACO SUMMIT	Trash Service	1	\$ 29.94	\$ 29.94	\$ 359.28
CITY OF COACHELLA	612-573-008	48443	CHIRIACO SUMMIT	Additional Trash	1	\$ 8.47	\$ 8.47	\$ 101.64
CITY OF COACHELLA	612-573-009	48440	CHARLTON PEAK ST	Trash Service	1	\$ 29.94	\$ 29.94	\$ 359.28
CITY OF COACHELLA	612-573-010	48466	CHARLTON PEAK ST	Trash Service	1	\$ 29.94	\$ 29.94	\$ 359.28
CITY OF COACHELLA	612-573-011	48492	CHARLTON PEAK ST	Trash Service	1	\$ 29.94	\$ 29.94	\$ 359.28
CITY OF COACHELLA	612-573-011	48492	CHARLTON PEAK ST	Additional Trash	1	\$ 8.47	\$ 8.47	\$ 101.64
CITY OF COACHELLA	612-573-012	48518	CHARLTON PEAK ST	Trash Service	1	\$ 29.94	\$ 29.94	\$ 359.28
CITY OF COACHELLA	612-573-013	48544	CHARLTON PEAK ST	Trash Service	1	\$ 29.94	\$ 29.94	\$ 359.28
CITY OF COACHELLA	612-573-014	48570	CHARLTON PEAK ST	Trash Service	1	\$ 29.94	\$ 29.94	\$ 359.28
CITY OF COACHELLA	612-573-015	48596	CHARLTON PEAK ST	Trash Service	1	\$ 29.94	\$ 29.94	\$ 359.28
CITY OF COACHELLA	612-573-016	48622	CHARLTON PEAK ST	Trash Service	1	\$ 29.94	\$ 29.94	\$ 359.28
CITY OF COACHELLA	612-574-001	83582	BIG BEAR PLC	Trash Service	1	\$ 29.94	\$ 29.94	\$ 359.28
CITY OF COACHELLA	612-574-002	83568	BIG BEAR PLC	Trash Service	1	\$ 29.94	\$ 29.94	\$ 359.28
CITY OF COACHELLA	612-574-002	83568	BIG BEAR PLC	Additional Recycle	1	\$ 8.47	\$ 8.47	\$ 101.64
CITY OF COACHELLA	612-574-003	83554	BIG BEAR PLC	Trash Service	1	\$ 29.94	\$ 29.94	\$ 359.28
CITY OF COACHELLA	612-574-004	83540	BIG BEAR PLC	Trash Service	1	\$ 29.94	\$ 29.94	\$ 359.28
CITY OF COACHELLA	612-574-005	83526	BIG BEAR PLC	Trash Service	1	\$ 29.94	\$ 29.94	\$ 359.28
CITY OF COACHELLA	612-574-006	83512	BIG BEAR PLC	Trash Service	1	\$ 29.94	\$ 29.94	\$ 359.28
CITY OF COACHELLA	612-574-006	83512	BIG BEAR PLC	Additional Trash	1	\$ 8.47	\$ 8.47	\$ 101.64

City of Coachella Final 2022-23 Tax File

Customer Name	Parcel #	Address	Street	Service Level	Units	Monthly Rate	Total Montly Rate	Annual Rate
CITY OF COACHELLA	612-574-007	48441	CHARLTON PEAK ST	Trash Service	1	\$ 29.94	\$ 29.94	\$ 359.28
CITY OF COACHELLA	612-574-007	48441	CHARLTON PEAK ST	Additional Recycle	1	\$ 8.47	\$ 8.47	\$ 101.64
CITY OF COACHELLA	612-574-007	48441	CHARLTON PEAK ST	Additional Trash	2	\$ 8.47	\$ 16.94	\$ 203.28
CITY OF COACHELLA	612-574-007	48441	CHARLTON PEAK ST	Additional Recycle	1	\$ 8.47	\$ 8.47	\$ 101.64
CITY OF COACHELLA	612-574-008	48467	CHARLTON PEAK ST	Trash Service	1	\$ 29.94	\$ 29.94	\$ 359.28
CITY OF COACHELLA	612-574-008	48467	CHARLTON PEAK ST	Additional Trash	1	\$ 8.47	\$ 8.47	\$ 101.64
CITY OF COACHELLA	612-574-009	48493	CHARLTON PEAK ST	Trash Service	1	\$ 29.94	\$ 29.94	\$ 359.28
CITY OF COACHELLA	612-574-010	48519	CHARLTON PEAK ST	Trash Service	1	\$ 29.94	\$ 29.94	\$ 359.28
CITY OF COACHELLA	612-574-010	48519	CHARLTON PEAK ST	Additional Trash	1	\$ 8.47	\$ 8.47	\$ 101.64
CITY OF COACHELLA	612-574-011	48545	CHARLTON PEAK ST	Trash Service	1	\$ 29.94	\$ 29.94	\$ 359.28
CITY OF COACHELLA	612-574-012	48571	CHARLTON PEAK ST	Trash Service	1	\$ 29.94	\$ 29.94	\$ 359.28
CITY OF COACHELLA	612-574-012	48571	CHARLTON PEAK ST	Additional Trash	1	\$ 8.47	\$ 8.47	\$ 101.64
CITY OF COACHELLA	612-574-013	48597	CHARLTON PEAK ST	Trash Service	1	\$ 29.94	\$ 29.94	\$ 359.28
CITY OF COACHELLA	612-574-014	48623	CHARLTON PEAK ST	Trash Service	1	\$ 29.94	\$ 29.94	\$ 359.28
CITY OF COACHELLA	612-574-015	48649	CHARLTON PEAK ST	Trash Service	1	\$ 29.94	\$ 29.94	\$ 359.28
CITY OF COACHELLA	612-580-001	83566	GLENDORA RIDGE A	Trash Service	1	\$ 29.94	\$ 29.94	\$ 359.28
CITY OF COACHELLA	612-580-002	83580	GLENDORA RIDGE A	Trash Service	1	\$ 29.94	\$ 29.94	\$ 359.28
CITY OF COACHELLA	612-580-003	83594	GLENDORA RIDGE A	Trash Service	1	\$ 29.94	\$ 29.94	\$ 359.28
CITY OF COACHELLA	612-580-003	83594	GLENDORA RIDGE A	Additional Trash	1	\$ 8.47	\$ 8.47	\$ 101.64
CITY OF COACHELLA	612-581-001	83610	GLENDORA RIDGE A	Trash Service	1	\$ 29.94	\$ 29.94	\$ 359.28
CITY OF COACHELLA	612-581-002	83624	GLENDORA RIDGE A	Trash Service	1	\$ 29.94	\$ 29.94	\$ 359.28
CITY OF COACHELLA	612-581-003	83638	GLENDORA RIDGE A	Trash Service	1	\$ 29.94	\$ 29.94	\$ 359.28
CITY OF COACHELLA	612-581-004	83652	GLENDORA RIDGE A	Trash Service	1	\$ 29.94	\$ 29.94	\$ 359.28
CITY OF COACHELLA	612-581-005	83666	GLENDORA RIDGE A	Trash Service	1	\$ 29.94	\$ 29.94	\$ 359.28
CITY OF COACHELLA	612-581-005	83666	GLENDORA RIDGE A	Additional Trash	1	\$ 8.47	\$ 8.47	\$ 101.64
CITY OF COACHELLA	612-581-006	83680	GLENDORA RIDGE A	Trash Service	1	\$ 29.94	\$ 29.94	\$ 359.28
CITY OF COACHELLA	612-581-006	83680	GLENDORA RIDGE A	Additional Trash	1	\$ 8.47	\$ 8.47	\$ 101.64
CITY OF COACHELLA	612-581-007	83694	GLENDORA RIDGE A	Trash Service	1	\$ 29.94	\$ 29.94	\$ 359.28
CITY OF COACHELLA	612-581-007	83694	GLENDORA RIDGE A	Additional Trash	2	\$ 8.47	\$ 16.94	\$ 203.28
CITY OF COACHELLA	612-581-008	83708	GLENDORA RIDGE A	Trash Service	1	\$ 29.94	\$ 29.94	\$ 359.28
CITY OF COACHELLA	612-581-009	83705	GLENDORA RIDGE A	Trash Service	1	\$ 29.94	\$ 29.94	\$ 359.28
CITY OF COACHELLA	612-581-010	83691	GLENDORA RIDGE A	Trash Service	1	\$ 29.94	\$ 29.94	\$ 359.28
CITY OF COACHELLA	612-581-011	83677	GLENDORA RIDGE A	Trash Service	1	\$ 29.94	\$ 29.94	\$ 359.28
CITY OF COACHELLA	612-581-011	83677	GLENDORA RIDGE A	Additional Trash	1	\$ 8.47	\$ 8.47	\$ 101.64
CITY OF COACHELLA	612-581-012	83663	GLENDORA RIDGE A	Trash Service	1	\$ 29.94	\$ 29.94	\$ 359.28
CITY OF COACHELLA	612-581-013	83649	GLENDORA RIDGE A	Trash Service	1	\$ 29.94	\$ 29.94	\$ 359.28
CITY OF COACHELLA	612-581-014	83635	GLENDORA RIDGE A	Trash Service	1	\$ 29.94	\$ 29.94	\$ 359.28
CITY OF COACHELLA	612-581-015	83621	GLENDORA RIDGE A	Trash Service	1	\$ 29.94	\$ 29.94	\$ 359.28
CITY OF COACHELLA	612-581-016	83607	GLENDORA RIDGE A	Trash Service	1	\$ 29.94	\$ 29.94	\$ 359.28
CITY OF COACHELLA	612-581-017	83614	MECCA HILLS AVE	Trash Service	1	\$ 29.94	\$ 29.94	\$ 359.28

City of Coachella Final 2022-23 Tax File

Customer Name	Parcel #	Address	Street	Service Level	Units	Monthly Rate	Total Montly Rate	Annual Rate
CITY OF COACHELLA	612-581-018	83628	MECCA HILLS AVE	Trash Service	1	\$ 29.94	\$ 29.94	\$ 359.28
CITY OF COACHELLA	612-581-019	83642	MECCA HILLS AVE	Trash Service	1	\$ 29.94	\$ 29.94	\$ 359.28
CITY OF COACHELLA	612-581-020	83656	MECCA HILLS AVE	Trash Service	1	\$ 29.94	\$ 29.94	\$ 359.28
CITY OF COACHELLA	612-581-021	83670	MECCA HILLS AVE	Trash Service	1	\$ 29.94	\$ 29.94	\$ 359.28
CITY OF COACHELLA	612-581-022	83684	MECCA HILLS AVE	Trash Service	1	\$ 29.94	\$ 29.94	\$ 359.28
CITY OF COACHELLA	612-581-023	83698	MECCA HILLS AVE	Trash Service	1	\$ 29.94	\$ 29.94	\$ 359.28
CITY OF COACHELLA	612-581-024	83712	MECCA HILLS AVE	Trash Service	1	\$ 29.94	\$ 29.94	\$ 359.28
CITY OF COACHELLA	612-581-024	83712	MECCA HILLS AVE	Additional Trash	1	\$ 8.47	\$ 8.47	\$ 101.64
CITY OF COACHELLA	612-581-025	83701	MECCA HILLS AVE	Trash Service	1	\$ 29.94	\$ 29.94	\$ 359.28
CITY OF COACHELLA	612-581-025	83701	MECCA HILLS AVE	Additional Trash	1	\$ 8.47	\$ 8.47	\$ 101.64
CITY OF COACHELLA	612-581-026	83687	MECCA HILLS AVE	Trash Service	1	\$ 29.94	\$ 29.94	\$ 359.28
CITY OF COACHELLA	612-581-026	83687	MECCA HILLS AVE	Additional Trash	1	\$ 8.47	\$ 8.47	\$ 101.64
CITY OF COACHELLA	612-581-027	83673	MECCA HILLS AVE	Trash Service	1	\$ 29.94	\$ 29.94	\$ 359.28
CITY OF COACHELLA	612-581-027	83673	MECCA HILLS AVE	Additional Trash	1	\$ 8.47	\$ 8.47	\$ 101.64
CITY OF COACHELLA	612-581-028	83659	MECCA HILLS AVE	Trash Service	1	\$ 29.94	\$ 29.94	\$ 359.28
CITY OF COACHELLA	612-581-029	83645	MECCA HILLS AVE	Trash Service	1	\$ 29.94	\$ 29.94	\$ 359.28
CITY OF COACHELLA	612-581-030	83631	MECCA HILLS AVE	Trash Service	1	\$ 29.94	\$ 29.94	\$ 359.28
CITY OF COACHELLA	612-581-031	83617	MECCA HILLS AVE	Trash Service	1	\$ 29.94	\$ 29.94	\$ 359.28
CITY OF COACHELLA	612-581-032	83603	MECCA HILLS AVE	Trash Service	1	\$ 29.94	\$ 29.94	\$ 359.28
CITY OF COACHELLA	612-581-032	83603	MECCA HILLS AVE	Additional Trash	1	\$ 8.47	\$ 8.47	\$ 101.64
CITY OF COACHELLA	612-581-033	83614	SAN MATEO AVE	Trash Service	1	\$ 29.94	\$ 29.94	\$ 359.28
CITY OF COACHELLA	612-581-034	83628	SAN MATEO AVE	Trash Service	1	\$ 29.94	\$ 29.94	\$ 359.28
CITY OF COACHELLA	612-581-035	83642	SAN MATEO AVE	Trash Service	1	\$ 29.94	\$ 29.94	\$ 359.28
CITY OF COACHELLA	612-581-036	83656	SAN MATEO AVE	Trash Service	1	\$ 29.94	\$ 29.94	\$ 359.28
CITY OF COACHELLA	612-581-037	83670	SAN MATEO AVE	Trash Service	1	\$ 29.94	\$ 29.94	\$ 359.28
CITY OF COACHELLA	612-581-038	83684	SAN MATEO AVE	Trash Service	1	\$ 29.94	\$ 29.94	\$ 359.28
CITY OF COACHELLA	612-581-038	83684	SAN MATEO AVE	Additional Recycle	1	\$ 8.47	\$ 8.47	\$ 101.64
CITY OF COACHELLA	612-581-038	83684	SAN MATEO AVE	Yard Service	4	\$ 10.01	\$ 40.04	\$ 480.48
CITY OF COACHELLA	612-581-039	83696	SAN MATEO AVE	Trash Service	1	\$ 29.94	\$ 29.94	\$ 359.28
CITY OF COACHELLA	612-581-039	83696	SAN MATEO AVE	Additional Trash	1	\$ 8.47	\$ 8.47	\$ 101.64
CITY OF COACHELLA	612-581-040	83710	SAN MATEO AVE	Trash Service	1	\$ 29.94	\$ 29.94	\$ 359.28
CITY OF COACHELLA	612-581-040	83710	SAN MATEO AVE	Additional Trash	1	\$ 8.47	\$ 8.47	\$ 101.64
CITY OF COACHELLA	612-581-040	83710	SAN MATEO AVE	Additional Recycle	1	\$ 8.47	\$ 8.47	\$ 101.64
CITY OF COACHELLA	612-581-041	83713	SAN MATEO AVE	Trash Service	1	\$ 29.94	\$ 29.94	\$ 359.28
CITY OF COACHELLA	612-581-041	83713	SAN MATEO AVE	Additional Trash	1	\$ 8.47	\$ 8.47	\$ 101.64
CITY OF COACHELLA	612-581-042	83699	SAN MATEO AVE	Trash Service	1	\$ 29.94	\$ 29.94	\$ 359.28
CITY OF COACHELLA	612-581-043	83685	SAN MATEO AVE	Trash Service	1	\$ 29.94	\$ 29.94	\$ 359.28
CITY OF COACHELLA	612-581-043	83685	SAN MATEO AVE	Additional Trash	1	\$ 8.47	\$ 8.47	\$ 101.64
CITY OF COACHELLA	612-581-044	83671	SAN MATEO AVE	Trash Service	1	\$ 29.94	\$ 29.94	\$ 359.28
CITY OF COACHELLA	612-581-044	83671	SAN MATEO AVE	Additional Trash	1	\$ 8.47	\$ 8.47	\$ 101.64

City of Coachella Final 2022-23 Tax File

Customer Name	Parcel #	Address	Street	Service Level	Units	Monthly Rate	Total Montly Rate	Annual Rate
CITY OF COACHELLA	612-581-045	83643	SAN MATEO AVE	Trash Service	1	\$ 29.94	\$ 29.94	\$ 359.28
CITY OF COACHELLA	612-581-046	83629	SAN MATEO AVE	Trash Service	1	\$ 29.94	\$ 29.94	\$ 359.28
CITY OF COACHELLA	612-581-047	83615	SAN MATEO AVE	Trash Service	1	\$ 29.94	\$ 29.94	\$ 359.28
CITY OF COACHELLA	612-581-048	83601	SAN MATEO AVE	Trash Service	1	\$ 29.94	\$ 29.94	\$ 359.28
CITY OF COACHELLA	612-581-049	83587	SAN MATEO AVE	Trash Service	1	\$ 29.94	\$ 29.94	\$ 359.28
CITY OF COACHELLA	612-581-049	83587	SAN MATEO AVE	Additional Trash	1	\$ 8.47	\$ 8.47	\$ 101.64
CITY OF COACHELLA	612-581-050	83573	SAN MATEO AVE	Trash Service	1	\$ 29.94	\$ 29.94	\$ 359.28
CITY OF COACHELLA	612-581-051	83559	SAN MATEO AVE	Trash Service	1	\$ 29.94	\$ 29.94	\$ 359.28
CITY OF COACHELLA	612-582-001	83593	GLENDORA RIDGE A	Trash Service	1	\$ 29.94	\$ 29.94	\$ 359.28
CITY OF COACHELLA	612-582-002	83579	GLENDORA RIDGE A	Trash Service	1	\$ 29.94	\$ 29.94	\$ 359.28
CITY OF COACHELLA	612-582-003	83565	GLENDORA RIDGE A	Trash Service	1	\$ 29.94	\$ 29.94	\$ 359.28
CITY OF COACHELLA	612-582-004	83551	GLENDORA RIDGE A	Trash Service	1	\$ 29.94	\$ 29.94	\$ 359.28
CITY OF COACHELLA	612-582-005	83537	GLENDORA RIDGE A	Trash Service	1	\$ 29.94	\$ 29.94	\$ 359.28
CITY OF COACHELLA	612-582-005	83537	GLENDORA RIDGE A	Additional Trash	1	\$ 8.47	\$ 8.47	\$ 101.64
CITY OF COACHELLA	612-582-006	48677	CHIRIACO SUMMIT	Trash Service	1	\$ 29.94	\$ 29.94	\$ 359.28
CITY OF COACHELLA	612-582-006	48677	CHIRIACO SUMMIT	Additional Trash	1	\$ 8.47	\$ 8.47	\$ 101.64
CITY OF COACHELLA	612-582-007	48651	CHIRIACO SUMMIT	Trash Service	1	\$ 29.94	\$ 29.94	\$ 359.28
CITY OF COACHELLA	612-582-007	48651	CHIRIACO SUMMIT	Additional Trash	1	\$ 8.47	\$ 8.47	\$ 101.64
CITY OF COACHELLA	612-582-008	48648	CHARLTON PEAK ST	Trash Service	1	\$ 29.94	\$ 29.94	\$ 359.28
CITY OF COACHELLA	612-582-009	48674	CHARLTON PEAK ST	Trash Service	1	\$ 29.94	\$ 29.94	\$ 359.28
CITY OF COACHELLA	612-582-010	48700	CHARLTON PEAK ST	Trash Service	1	\$ 29.94	\$ 29.94	\$ 359.28
CITY OF COACHELLA	612-582-011	48726	CHARLTON PEAK ST	Trash Service	1	\$ 29.94	\$ 29.94	\$ 359.28
CITY OF COACHELLA	612-582-012	83502	MECCA HILLS AVE	Trash Service	1	\$ 29.94	\$ 29.94	\$ 359.28
CITY OF COACHELLA	612-582-013	83516	MECCA HILLS AVE	Trash Service	1	\$ 29.94	\$ 29.94	\$ 359.28
CITY OF COACHELLA	612-582-014	83530	MECCA HILLS AVE	Trash Service	1	\$ 29.94	\$ 29.94	\$ 359.28
CITY OF COACHELLA	612-582-015	83544	MECCA HILLS AVE	Trash Service	1	\$ 29.94	\$ 29.94	\$ 359.28
CITY OF COACHELLA	612-582-016	83558	MECCA HILLS AVE	Trash Service	1	\$ 29.94	\$ 29.94	\$ 359.28
CITY OF COACHELLA	612-582-017	83572	MECCA HILLS AVE	Trash Service	1	\$ 29.94	\$ 29.94	\$ 359.28
CITY OF COACHELLA	612-582-018	83586	MECCA HILLS AVE	Trash Service	1	\$ 29.94	\$ 29.94	\$ 359.28
CITY OF COACHELLA	612-582-019	83600	MECCA HILLS AVE	Trash Service	1	\$ 29.94	\$ 29.94	\$ 359.28
CITY OF COACHELLA	612-582-019	83600	MECCA HILLS AVE	Additional Trash	1	\$ 8.47	\$ 8.47	\$ 101.64
CITY OF COACHELLA	612-583-001	48675	CHARLTON PEAK ST	Trash Service	1	\$ 29.94	\$ 29.94	\$ 359.28
CITY OF COACHELLA	612-583-002	48701	CHARLTON PEAK ST	Trash Service	1	\$ 29.94	\$ 29.94	\$ 359.28
CITY OF COACHELLA	612-583-003	48727	CHARLTON PEAK ST	Trash Service	1	\$ 29.94	\$ 29.94	\$ 359.28
CITY OF COACHELLA	612-583-004	48753	CHARLTON PEAK ST	Trash Service	1	\$ 29.94	\$ 29.94	\$ 359.28
CITY OF COACHELLA	612-583-004	48753	CHARLTON PEAK ST	Additional Trash	1	\$ 8.47	\$ 8.47	\$ 101.64
CITY OF COACHELLA	612-583-005	48779	CHARLTON PEAK ST	Trash Service	1	\$ 29.94	\$ 29.94	\$ 359.28
CITY OF COACHELLA	612-583-006	48805	CHARLTON PEAK ST	Trash Service	1	\$ 29.94	\$ 29.94	\$ 359.28
CITY OF COACHELLA	612-583-006	48805	CHARLTON PEAK ST	Additional Recycle	1	\$ 8.47	\$ 8.47	\$ 101.64
CITY OF COACHELLA	612-583-006	48805	CHARLTON PEAK ST	Additional Trash	3	\$ 8.47	\$ 25.41	\$ 304.92

City of Coachella Final 2022-23 Tax File

Customer Name	Parcel #	Address	Street	Service Level	Units	Monthly Rate	Total Montly Rate	Annual Rate
CITY OF COACHELLA	612-583-007	48831	CHARLTON PEAK ST	Trash Service	1	\$ 29.94	\$ 29.94	\$ 359.28
CITY OF COACHELLA	612-583-007	48831	CHARLTON PEAK ST	Additional Trash	1	\$ 8.47	\$ 8.47	\$ 101.64
CITY OF COACHELLA	612-583-008	48857	CHARLTON PEAK ST	Trash Service	1	\$ 29.94	\$ 29.94	\$ 359.28
CITY OF COACHELLA	612-583-009	48883	CHARLTON PEAK ST	Trash Service	1	\$ 29.94	\$ 29.94	\$ 359.28
CITY OF COACHELLA	612-583-010	48909	CHARLTON PEAK ST	Trash Service	1	\$ 29.94	\$ 29.94	\$ 359.28
CITY OF COACHELLA	612-583-011	48935	CHARLTON PEAK ST	Trash Service	1	\$ 29.94	\$ 29.94	\$ 359.28
CITY OF COACHELLA	612-583-012	83503	SAN MATEO AVE	Trash Service	1	\$ 29.94	\$ 29.94	\$ 359.28
CITY OF COACHELLA	612-583-013	83517	SAN MATEO AVE	Trash Service	1	\$ 29.94	\$ 29.94	\$ 359.28
CITY OF COACHELLA	612-583-014	83531	SAN MATEO AVE	Trash Service	1	\$ 29.94	\$ 29.94	\$ 359.28
CITY OF COACHELLA	612-583-015	83545	SAN MATEO AVE	Trash Service	1	\$ 29.94	\$ 29.94	\$ 359.28
CITY OF COACHELLA	612-584-001	83599	MECCA HILLS AVE	Trash Service	1	\$ 29.94	\$ 29.94	\$ 359.28
CITY OF COACHELLA	612-584-002	83585	MECCA HILLS AVE	Trash Service	1	\$ 29.94	\$ 29.94	\$ 359.28
CITY OF COACHELLA	612-584-003	83571	MECCA HILLS AVE	Trash Service	1	\$ 29.94	\$ 29.94	\$ 359.28
CITY OF COACHELLA	612-584-004	83557	MECCA HILLS AVE	Trash Service	1	\$ 29.94	\$ 29.94	\$ 359.28
CITY OF COACHELLA	612-584-005	83543	MECCA HILLS AVE	Trash Service	1	\$ 29.94	\$ 29.94	\$ 359.28
CITY OF COACHELLA	612-584-006	83529	MECCA HILLS AVE	Trash Service	1	\$ 29.94	\$ 29.94	\$ 359.28
CITY OF COACHELLA	612-584-007	83515	MECCA HILLS AVE	Trash Service	1	\$ 29.94	\$ 29.94	\$ 359.28
CITY OF COACHELLA	612-584-008	83501	MECCA HILLS AVE	Trash Service	1	\$ 29.94	\$ 29.94	\$ 359.28
CITY OF COACHELLA	612-584-008	83501	MECCA HILLS AVE	Additional Trash	1	\$ 8.47	\$ 8.47	\$ 101.64
CITY OF COACHELLA	612-584-009	83502	SAN MATEO AVE	Trash Service	1	\$ 29.94	\$ 29.94	\$ 359.28
CITY OF COACHELLA	612-584-010	83516	SAN MATEO AVE	Trash Service	1	\$ 29.94	\$ 29.94	\$ 359.28
CITY OF COACHELLA	612-584-011	83530	SAN MATEO AVE	Trash Service	1	\$ 29.94	\$ 29.94	\$ 359.28
CITY OF COACHELLA	612-584-012	83544	SAN MATEO AVE	Trash Service	1	\$ 29.94	\$ 29.94	\$ 359.28
CITY OF COACHELLA	612-584-012	83544	SAN MATEO AVE	Additional Trash	1	\$ 8.47	\$ 8.47	\$ 101.64
CITY OF COACHELLA	612-584-013	83558	SAN MATEO AVE	Trash Service	1	\$ 29.94	\$ 29.94	\$ 359.28
CITY OF COACHELLA	612-584-014	83572	SAN MATEO AVE	Trash Service	1	\$ 29.94	\$ 29.94	\$ 359.28
CITY OF COACHELLA	612-584-015	83586	SAN MATEO AVE	Trash Service	1	\$ 29.94	\$ 29.94	\$ 359.28
CITY OF COACHELLA	612-584-016	83600	SAN MATEO AVE	Trash Service	1	\$ 29.94	\$ 29.94	\$ 359.28
CITY OF COACHELLA	612-590-001	83496	PLUMA AZUL CT	Trash Service	1	\$ 29.94	\$ 29.94	\$ 359.28
CITY OF COACHELLA	612-590-001	83496	PLUMA AZUL CT	Additional Recycle	1	\$ 8.47	\$ 8.47	\$ 101.64
CITY OF COACHELLA	612-590-002	83482	PLUMA AZUL CT	Trash Service	1	\$ 29.94	\$ 29.94	\$ 359.28
CITY OF COACHELLA	612-590-003	83468	PLUMA AZUL CT	Trash Service	1	\$ 29.94	\$ 29.94	\$ 359.28
CITY OF COACHELLA	612-590-004	83454	PLUMA AZUL CT	Trash Service	1	\$ 29.94	\$ 29.94	\$ 359.28
CITY OF COACHELLA	612-590-005	83440	PLUMA AZUL CT	Trash Service	1	\$ 29.94	\$ 29.94	\$ 359.28
CITY OF COACHELLA	612-590-005	83440	PLUMA AZUL CT	Additional Trash	2	\$ 8.47	\$ 16.94	\$ 203.28
CITY OF COACHELLA	612-590-006	83426	PLUMA AZUL CT	Trash Service	1	\$ 29.94	\$ 29.94	\$ 359.28
CITY OF COACHELLA	612-590-006	83426	PLUMA AZUL CT	Additional Recycle	1	\$ 8.47	\$ 8.47	\$ 101.64
CITY OF COACHELLA	612-590-007	83412	PLUMA AZUL CT	Trash Service	1	\$ 29.94	\$ 29.94	\$ 359.28
CITY OF COACHELLA	612-590-007	83412	PLUMA AZUL CT	Additional Trash	1	\$ 8.47	\$ 8.47	\$ 101.64
CITY OF COACHELLA	612-590-008	83398	PLUMA AZUL CT	Trash Service	1	\$ 29.94	\$ 29.94	\$ 359.28

City of Coachella Final 2022-23 Tax File

Customer Name	Parcel #	Address	Street	Service Level	Units	Monthly Rate	Total Montly Rate	Annual Rate
CITY OF COACHELLA	612-590-009	83384	PLUMA AZUL CT	Trash Service	1	\$ 29.94	\$ 29.94	\$ 359.28
CITY OF COACHELLA	612-590-010	83370	PLUMA AZUL CT	Trash Service	1	\$ 29.94	\$ 29.94	\$ 359.28
CITY OF COACHELLA	612-590-011	83356	PLUMA AZUL CT	Trash Service	1	\$ 29.94	\$ 29.94	\$ 359.28
CITY OF COACHELLA	612-590-012	83342	PLUMA AZUL CT	Trash Service	1	\$ 29.94	\$ 29.94	\$ 359.28
CITY OF COACHELLA	612-590-013	83328	PLUMA AZUL CT	Trash Service	1	\$ 29.94	\$ 29.94	\$ 359.28
CITY OF COACHELLA	612-590-014	83314	PLUMA AZUL CT	Trash Service	1	\$ 29.94	\$ 29.94	\$ 359.28
CITY OF COACHELLA	612-590-014	83314	PLUMA AZUL CT	Additional Trash	1	\$ 8.47	\$ 8.47	\$ 101.64
CITY OF COACHELLA	612-590-015	49057	PLUMA BLANCA PLC	Trash Service	1	\$ 29.94	\$ 29.94	\$ 359.28
CITY OF COACHELLA	612-590-016	49087	PLUMA BLANCA PLC	Trash Service	1	\$ 29.94	\$ 29.94	\$ 359.28
CITY OF COACHELLA	612-590-016	49087	PLUMA BLANCA PLC	Additional Trash	1	\$ 8.47	\$ 8.47	\$ 101.64
CITY OF COACHELLA	612-590-017	49117	PLUMA BLANCA PLC	Trash Service	1	\$ 29.94	\$ 29.94	\$ 359.28
CITY OF COACHELLA	612-590-017	49117	PLUMA BLANCA PLC	Additional Trash	1	\$ 8.47	\$ 8.47	\$ 101.64
CITY OF COACHELLA	612-590-018	49132	PLUMA VERDE PLC	Trash Service	1	\$ 29.94	\$ 29.94	\$ 359.28
CITY OF COACHELLA	612-590-019	49102	PLUMA VERDE PLC	Trash Service	1	\$ 29.94	\$ 29.94	\$ 359.28
CITY OF COACHELLA	612-590-019	49102	PLUMA VERDE PLC	Additional Trash	1	\$ 8.47	\$ 8.47	\$ 101.64
CITY OF COACHELLA	612-590-020	49072	PLUMA VERDE PLC	Trash Service	1	\$ 29.94	\$ 29.94	\$ 359.28
CITY OF COACHELLA	612-590-021	49042	PLUMA VERDE PLC	Trash Service	1	\$ 29.94	\$ 29.94	\$ 359.28
CITY OF COACHELLA	612-590-021	49042	PLUMA VERDE PLC	Additional Trash	1	\$ 8.47	\$ 8.47	\$ 101.64
CITY OF COACHELLA	612-590-022	49011	PLUMA VERDE PLC	Trash Service	1	\$ 29.94	\$ 29.94	\$ 359.28
CITY OF COACHELLA	612-590-022	49011	PLUMA VERDE PLC	Additional Trash	1	\$ 8.47	\$ 8.47	\$ 101.64
CITY OF COACHELLA	612-590-023	49041	PLUMA VERDE PLC	Trash Service	1	\$ 29.94	\$ 29.94	\$ 359.28
CITY OF COACHELLA	612-590-023	49041	PLUMA VERDE PLC	Additional Trash	1	\$ 8.47	\$ 8.47	\$ 101.64
CITY OF COACHELLA	612-590-024	49073	PLUMA VERDE PLC	Trash Service	1	\$ 29.94	\$ 29.94	\$ 359.28
CITY OF COACHELLA	612-590-025	49103	PLUMA VERDE PLC	Trash Service	1	\$ 29.94	\$ 29.94	\$ 359.28
CITY OF COACHELLA	612-590-025	49103	PLUMA VERDE PLC	Additional Trash	1	\$ 8.47	\$ 8.47	\$ 101.64
CITY OF COACHELLA	612-590-026	49133	PLUMA VERDE PLC	Trash Service	1	\$ 29.94	\$ 29.94	\$ 359.28
CITY OF COACHELLA	612-590-027	49163	PLUMA VERDE PLC	Trash Service	1	\$ 29.94	\$ 29.94	\$ 359.28
CITY OF COACHELLA	612-590-028	49193	PLUMA VERDE PLC	Trash Service	1	\$ 29.94	\$ 29.94	\$ 359.28
CITY OF COACHELLA	612-590-029	49223	PLUMA VERDE PLC	Trash Service	1	\$ 29.94	\$ 29.94	\$ 359.28
CITY OF COACHELLA	612-590-029	49223	PLUMA VERDE PLC	Additional Trash	1	\$ 8.47	\$ 8.47	\$ 101.64
CITY OF COACHELLA	612-590-030	49253	PLUMA VERDE PLC	Trash Service	1	\$ 29.94	\$ 29.94	\$ 359.28
CITY OF COACHELLA	612-590-030	49253	PLUMA VERDE PLC	Additional Trash	1	\$ 8.47	\$ 8.47	\$ 101.64
CITY OF COACHELLA	612-590-031	49283	PLUMA VERDE PLC	Trash Service	1	\$ 29.94	\$ 29.94	\$ 359.28
CITY OF COACHELLA	612-590-031	49283	PLUMA VERDE PLC	Additional Trash	1	\$ 8.47	\$ 8.47	\$ 101.64
CITY OF COACHELLA	612-590-032	49282	PLUMA VERDE PLC	Trash Service	1	\$ 29.94	\$ 29.94	\$ 359.28
CITY OF COACHELLA	612-590-032	49282	PLUMA VERDE PLC	Additional Trash	2	\$ 8.47	\$ 16.94	\$ 203.28
CITY OF COACHELLA	612-590-032	49282	PLUMA VERDE PLC	Yard Service	3	\$ 10.01	\$ 30.03	\$ 360.36
CITY OF COACHELLA	612-590-033	49252	PLUMA VERDE PLC	Trash Service	1	\$ 29.94	\$ 29.94	\$ 359.28
CITY OF COACHELLA	612-590-033	49252	PLUMA VERDE PLC	Additional Trash	1	\$ 8.47	\$ 8.47	\$ 101.64
CITY OF COACHELLA	612-590-034	49222	PLUMA VERDE PLC	Trash Service	1	\$ 29.94	\$ 29.94	\$ 359.28

City of Coachella Final 2022-23 Tax File

Customer Name	Parcel #	Address	Street	Service Level	Units	Monthly Rate	Total Montly Rate	Annual Rate
CITY OF COACHELLA	612-590-034	49222	PLUMA VERDE PLC	Additional Trash	1	\$ 8.47	\$ 8.47	\$ 101.64
CITY OF COACHELLA	612-590-034	49222	PLUMA VERDE PLC	Additional Recycle	1	\$ 8.47	\$ 8.47	\$ 101.64
CITY OF COACHELLA	612-590-035	49192	PLUMA VERDE PLC	Trash Service	1	\$ 29.94	\$ 29.94	\$ 359.28
CITY OF COACHELLA	612-590-035	49192	PLUMA VERDE PLC	Additional Trash	1	\$ 8.47	\$ 8.47	\$ 101.64
CITY OF COACHELLA	612-590-036	49177	PLUMA BLANCA PLC	Trash Service	1	\$ 29.94	\$ 29.94	\$ 359.28
CITY OF COACHELLA	612-590-037	49207	PLUMA BLANCA PLC	Trash Service	1	\$ 29.94	\$ 29.94	\$ 359.28
CITY OF COACHELLA	612-590-037	49207	PLUMA BLANCA PLC	Additional Trash	1	\$ 8.47	\$ 8.47	\$ 101.64
CITY OF COACHELLA	612-590-038	49237	PLUMA BLANCA PLC	Trash Service	1	\$ 29.94	\$ 29.94	\$ 359.28
CITY OF COACHELLA	612-590-039	83315	PLUMA DORADA CT	Trash Service	1	\$ 29.94	\$ 29.94	\$ 359.28
CITY OF COACHELLA	612-590-040	83329	PLUMA DORADA CT	Trash Service	1	\$ 29.94	\$ 29.94	\$ 359.28
CITY OF COACHELLA	612-590-040	83329	PLUMA DORADA CT	Additional Recycle	1	\$ 8.47	\$ 8.47	\$ 101.64
CITY OF COACHELLA	612-590-040	83329	PLUMA DORADA CT	Additional Trash	1	\$ 8.47	\$ 8.47	\$ 101.64
CITY OF COACHELLA	612-590-041	83343	PLUMA DORADA CT	Trash Service	1	\$ 29.94	\$ 29.94	\$ 359.28
CITY OF COACHELLA	612-590-041	83343	PLUMA DORADA CT	Additional Trash	1	\$ 8.47	\$ 8.47	\$ 101.64
CITY OF COACHELLA	612-590-042	83357	PLUMA DORADA CT	Trash Service	1	\$ 29.94	\$ 29.94	\$ 359.28
CITY OF COACHELLA	612-590-042	83357	PLUMA DORADA CT	Additional Trash	2	\$ 8.47	\$ 16.94	\$ 203.28
CITY OF COACHELLA	612-590-042	83357	PLUMA DORADA CT	Additional Recycle	1	\$ 8.47	\$ 8.47	\$ 101.64
CITY OF COACHELLA	612-590-043	83371	PLUMA DORADA CT	Trash Service	1	\$ 29.94	\$ 29.94	\$ 359.28
CITY OF COACHELLA	612-590-044	83385	PLUMA DORADA CT	Trash Service	1	\$ 29.94	\$ 29.94	\$ 359.28
CITY OF COACHELLA	612-590-044	83385	PLUMA DORADA CT	Additional Trash	1	\$ 8.47	\$ 8.47	\$ 101.64
CITY OF COACHELLA	612-590-045	83399	PLUMA DORADA CT	Trash Service	1	\$ 29.94	\$ 29.94	\$ 359.28
CITY OF COACHELLA	612-590-046	83413	PLUMA DORADA CT	Trash Service	1	\$ 29.94	\$ 29.94	\$ 359.28
CITY OF COACHELLA	612-590-047	83427	PLUMA DORADA CT	Trash Service	1	\$ 29.94	\$ 29.94	\$ 359.28
CITY OF COACHELLA	612-590-048	83441	PLUMA DORADA CT	Trash Service	1	\$ 29.94	\$ 29.94	\$ 359.28
CITY OF COACHELLA	612-590-049	83455	PLUMA DORADA CT	Trash Service	1	\$ 29.94	\$ 29.94	\$ 359.28
CITY OF COACHELLA	612-590-049	83455	PLUMA DORADA CT	Additional Trash	1	\$ 8.47	\$ 8.47	\$ 101.64
CITY OF COACHELLA	612-590-050	83469	PLUMA DORADA CT	Trash Service	1	\$ 29.94	\$ 29.94	\$ 359.28
CITY OF COACHELLA	612-590-051	83483	PLUMA DORADA CT	Trash Service	1	\$ 29.94	\$ 29.94	\$ 359.28
CITY OF COACHELLA	612-590-051	83483	PLUMA DORADA CT	Additional Trash	1	\$ 8.47	\$ 8.47	\$ 101.64
CITY OF COACHELLA	612-590-051	83483	PLUMA DORADA CT	Additional Recycle	1	\$ 8.47	\$ 8.47	\$ 101.64
CITY OF COACHELLA	612-591-001	49220	PLUMA BLANCA PLC	Trash Service	1	\$ 29.94	\$ 29.94	\$ 359.28
CITY OF COACHELLA	612-591-002	49190	PLUMA BLANCA PLC	Trash Service	1	\$ 29.94	\$ 29.94	\$ 359.28
CITY OF COACHELLA	612-591-003	49160	PLUMA BLANCA PLC	Trash Service	1	\$ 29.94	\$ 29.94	\$ 359.28
CITY OF COACHELLA	612-591-003	49160	PLUMA BLANCA PLC	Additional Trash	1	\$ 8.47	\$ 8.47	\$ 101.64
CITY OF COACHELLA	612-591-004	49130	PLUMA BLANCA PLC	Trash Service	1	\$ 29.94	\$ 29.94	\$ 359.28
CITY OF COACHELLA	612-591-004	49130	PLUMA BLANCA PLC	Additional Recycle	1	\$ 8.47	\$ 8.47	\$ 101.64
CITY OF COACHELLA	612-591-004	49130	PLUMA BLANCA PLC	Additional Trash	1	\$ 8.47	\$ 8.47	\$ 101.64
CITY OF COACHELLA	612-591-005	49100	PLUMA BLANCA PLC	Trash Service	1	\$ 29.94	\$ 29.94	\$ 359.28
CITY OF COACHELLA	612-591-005	49100	PLUMA BLANCA PLC	Additional Trash	1	\$ 8.47	\$ 8.47	\$ 101.64
CITY OF COACHELLA	612-591-006	49070	PLUMA BLANCA PLC	Trash Service	1	\$ 29.94	\$ 29.94	\$ 359.28

City of Coachella Final 2022-23 Tax File

Customer Name	Parcel #	Address	Street	Service Level	Units	Monthly Rate	Total Montly Rate	Annual Rate
CITY OF COACHELLA	612-591-007	49067	PLUMA ROJA PLC	Trash Service	1	\$ 29.94	\$ 29.94	\$ 359.28
CITY OF COACHELLA	612-591-008	49097	PLUMA ROJA PLC	Trash Service	1	\$ 29.94	\$ 29.94	\$ 359.28
CITY OF COACHELLA	612-591-009	49127	PLUMA ROJA PLC	Trash Service	1	\$ 29.94	\$ 29.94	\$ 359.28
CITY OF COACHELLA	612-591-009	49127	PLUMA ROJA PLC	Additional Trash	1	\$ 8.47	\$ 8.47	\$ 101.64
CITY OF COACHELLA	612-591-010	49157	PLUMA ROJA PLC	Trash Service	1	\$ 29.94	\$ 29.94	\$ 359.28
CITY OF COACHELLA	612-591-010	49157	PLUMA ROJA PLC	Additional Trash	1	\$ 8.47	\$ 8.47	\$ 101.64
CITY OF COACHELLA	612-591-011	49187	PLUMA ROJA PLC	Trash Service	1	\$ 29.94	\$ 29.94	\$ 359.28
CITY OF COACHELLA	612-591-012	49217	PLUMA ROJA PLC	Trash Service	1	\$ 29.94	\$ 29.94	\$ 359.28
CITY OF COACHELLA	612-592-001	49216	PLUMA ROJA PLC	Trash Service	1	\$ 29.94	\$ 29.94	\$ 359.28
CITY OF COACHELLA	612-592-002	49186	PLUMA ROJA PLC	Trash Service	1	\$ 29.94	\$ 29.94	\$ 359.28
CITY OF COACHELLA	612-592-003	49156	PLUMA ROJA PLC	Trash Service	1	\$ 29.94	\$ 29.94	\$ 359.28
CITY OF COACHELLA	612-592-003	49156	PLUMA ROJA PLC	Additional Trash	1	\$ 8.47	\$ 8.47	\$ 101.64
CITY OF COACHELLA	612-592-004	49126	PLUMA ROJA PLC	Trash Service	1	\$ 29.94	\$ 29.94	\$ 359.28
CITY OF COACHELLA	612-592-005	49096	PLUMA ROJA PLC	Trash Service	1	\$ 29.94	\$ 29.94	\$ 359.28
CITY OF COACHELLA	612-592-006	49066	PLUMA ROJA PLC	Trash Service	1	\$ 29.94	\$ 29.94	\$ 359.28
CITY OF COACHELLA	612-592-007	49069	PLUMA GRIS PLC	Trash Service	1	\$ 29.94	\$ 29.94	\$ 359.28
CITY OF COACHELLA	612-592-008	49099	PLUMA GRIS PLC	Trash Service	1	\$ 29.94	\$ 29.94	\$ 359.28
CITY OF COACHELLA	612-592-009	49129	PLUMA GRIS PLC	Trash Service	1	\$ 29.94	\$ 29.94	\$ 359.28
CITY OF COACHELLA	612-592-010	49159	PLUMA GRIS PLC	Trash Service	1	\$ 29.94	\$ 29.94	\$ 359.28
CITY OF COACHELLA	612-592-010	49159	PLUMA GRIS PLC	Additional Trash	1	\$ 8.47	\$ 8.47	\$ 101.64
CITY OF COACHELLA	612-592-011	49189	PLUMA GRIS PLC	Trash Service	1	\$ 29.94	\$ 29.94	\$ 359.28
CITY OF COACHELLA	612-592-012	49219	PLUMA GRIS PLC	Trash Service	1	\$ 29.94	\$ 29.94	\$ 359.28
CITY OF COACHELLA	612-592-012	49219	PLUMA GRIS PLC	Additional Trash	1	\$ 8.47	\$ 8.47	\$ 101.64
CITY OF COACHELLA	612-593-001	49218	PLUMA GRIS PLC	Trash Service	1	\$ 29.94	\$ 29.94	\$ 359.28
CITY OF COACHELLA	612-593-001	49218	PLUMA GRIS PLC	Additional Trash	1	\$ 8.47	\$ 8.47	\$ 101.64
CITY OF COACHELLA	612-593-002	49188	PLUMA GRIS PLC	Trash Service	1	\$ 29.94	\$ 29.94	\$ 359.28
CITY OF COACHELLA	612-593-002	49188	PLUMA GRIS PLC	Additional Recycle	1	\$ 8.47	\$ 8.47	\$ 101.64
CITY OF COACHELLA	612-593-003	49158	PLUMA GRIS PLC	Trash Service	1	\$ 29.94	\$ 29.94	\$ 359.28
CITY OF COACHELLA	612-593-004	49128	PLUMA GRIS PLC	Trash Service	1	\$ 29.94	\$ 29.94	\$ 359.28
CITY OF COACHELLA	612-593-005	49098	PLUMA GRIS PLC	Trash Service	1	\$ 29.94	\$ 29.94	\$ 359.28
CITY OF COACHELLA	612-593-006	49068	PLUMA GRIS PLC	Trash Service	1	\$ 29.94	\$ 29.94	\$ 359.28
CITY OF COACHELLA	612-593-007	49071	PLUMA AMARILLA P	Trash Service	1	\$ 29.94	\$ 29.94	\$ 359.28
CITY OF COACHELLA	612-593-008	49101	PLUMA AMARILLA P	Trash Service	1	\$ 29.94	\$ 29.94	\$ 359.28
CITY OF COACHELLA	612-593-009	49131	PLUMA AMARILLA P	Trash Service	1	\$ 29.94	\$ 29.94	\$ 359.28
CITY OF COACHELLA	612-593-009	49131	PLUMA AMARILLA P	Additional Trash	1	\$ 8.47	\$ 8.47	\$ 101.64
CITY OF COACHELLA	612-593-010	49161	PLUMA AMARILLA P	Trash Service	1	\$ 29.94	\$ 29.94	\$ 359.28
CITY OF COACHELLA	612-593-011	49191	PLUMA AMARILLA P	Trash Service	1	\$ 29.94	\$ 29.94	\$ 359.28
CITY OF COACHELLA	612-593-012	49221	PLUMA AMARILLA P	Trash Service	1	\$ 29.94	\$ 29.94	\$ 359.28
CITY OF COACHELLA	612-593-012	49221	PLUMA AMARILLA P	Additional Trash	1	\$ 8.47	\$ 8.47	\$ 101.64
CITY OF COACHELLA	612-600-001	83847	AVE VERANO	Trash Service	1	\$ 29.94	\$ 29.94	\$ 359.28

City of Coachella Final 2022-23 Tax File

Customer Name	Parcel #	Address	Street	Service Level	Units	Monthly Rate	Total Montly Rate	Annual Rate
CITY OF COACHELLA	612-600-002	83833	AVE VERANO	Trash Service	1	\$ 29.94	\$ 29.94	\$ 359.28
CITY OF COACHELLA	612-600-002	83833	AVE VERANO	Additional Trash	1	\$ 8.47	\$ 8.47	\$ 101.64
CITY OF COACHELLA	612-600-003	83819	AVE VERANO	Trash Service	1	\$ 29.94	\$ 29.94	\$ 359.28
CITY OF COACHELLA	612-600-004	83805	AVE VERANO	Trash Service	1	\$ 29.94	\$ 29.94	\$ 359.28
CITY OF COACHELLA	612-600-004	83805	AVE VERANO	Additional Trash	1	\$ 8.47	\$ 8.47	\$ 101.64
CITY OF COACHELLA	612-600-005	83791	AVE VERANO	Trash Service	1	\$ 29.94	\$ 29.94	\$ 359.28
CITY OF COACHELLA	612-600-006	83777	AVE VERANO	Trash Service	1	\$ 29.94	\$ 29.94	\$ 359.28
CITY OF COACHELLA	612-600-007	83763	AVE VERANO	Trash Service	1	\$ 29.94	\$ 29.94	\$ 359.28
CITY OF COACHELLA	612-600-008	83749	AVE VERANO	Trash Service	1	\$ 29.94	\$ 29.94	\$ 359.28
CITY OF COACHELLA	612-600-009	49990	CALLE OCASO	Trash Service	1	\$ 29.94	\$ 29.94	\$ 359.28
CITY OF COACHELLA	612-600-009	49990	CALLE OCASO	Additional Trash	1	\$ 8.47	\$ 8.47	\$ 101.64
CITY OF COACHELLA	612-600-010	49978	CALLE OCASO	Trash Service	1	\$ 29.94	\$ 29.94	\$ 359.28
CITY OF COACHELLA	612-600-010	49978	CALLE OCASO	Additional Trash	1	\$ 8.47	\$ 8.47	\$ 101.64
CITY OF COACHELLA	612-600-011	49960	CALLE OCASO	Trash Service	1	\$ 29.94	\$ 29.94	\$ 359.28
CITY OF COACHELLA	612-600-011	49960	CALLE OCASO	Additional Trash	1	\$ 8.47	\$ 8.47	\$ 101.64
CITY OF COACHELLA	612-600-012	49930	CALLE OCASO	Trash Service	1	\$ 29.94	\$ 29.94	\$ 359.28
CITY OF COACHELLA	612-600-012	49930	CALLE OCASO	Additional Trash	1	\$ 8.47	\$ 8.47	\$ 101.64
CITY OF COACHELLA	612-600-013	49900	CALLE OCASO	Trash Service	1	\$ 29.94	\$ 29.94	\$ 359.28
CITY OF COACHELLA	612-600-013	49900	CALLE OCASO	Additional Trash	1	\$ 8.47	\$ 8.47	\$ 101.64
CITY OF COACHELLA	612-600-014	49870	CALLE OCASO	Trash Service	1	\$ 29.94	\$ 29.94	\$ 359.28
CITY OF COACHELLA	612-600-014	49870	CALLE OCASO	Additional Trash	1	\$ 8.47	\$ 8.47	\$ 101.64
CITY OF COACHELLA	612-600-015	49840	CALLE OCASO	Trash Service	1	\$ 29.94	\$ 29.94	\$ 359.28
CITY OF COACHELLA	612-600-016	49810	CALLE OCASO	Trash Service	1	\$ 29.94	\$ 29.94	\$ 359.28
CITY OF COACHELLA	612-600-017	49780	CALLE OCASO	Trash Service	1	\$ 29.94	\$ 29.94	\$ 359.28
CITY OF COACHELLA	612-600-018	49774	CALLE OCASO	Trash Service	1	\$ 29.94	\$ 29.94	\$ 359.28
CITY OF COACHELLA	612-601-001	49781	CALLE EL SOL	Trash Service	1	\$ 29.94	\$ 29.94	\$ 359.28
CITY OF COACHELLA	612-601-002	49811	CALLE EL SOL	Trash Service	1	\$ 29.94	\$ 29.94	\$ 359.28
CITY OF COACHELLA	612-601-003	49841	CALLE EL SOL	Trash Service	1	\$ 29.94	\$ 29.94	\$ 359.28
CITY OF COACHELLA	612-601-004	49871	CALLE EL SOL	Trash Service	1	\$ 29.94	\$ 29.94	\$ 359.28
CITY OF COACHELLA	612-601-005	49901	CALLE EL SOL	Trash Service	1	\$ 29.94	\$ 29.94	\$ 359.28
CITY OF COACHELLA	612-601-006	49931	CALLE EL SOL	Trash Service	1	\$ 29.94	\$ 29.94	\$ 359.28
CITY OF COACHELLA	612-601-007	49961	CALLE EL SOL	Trash Service	1	\$ 29.94	\$ 29.94	\$ 359.28
CITY OF COACHELLA	612-602-001	83948	AVE VERANO	Trash Service	1	\$ 29.94	\$ 29.94	\$ 359.28
CITY OF COACHELLA	612-602-002	83934	AVE VERANO	Trash Service	1	\$ 29.94	\$ 29.94	\$ 359.28
CITY OF COACHELLA	612-602-003	83920	AVE VERANO	Trash Service	1	\$ 29.94	\$ 29.94	\$ 359.28
CITY OF COACHELLA	612-602-004	83906	AVE VERANO	Trash Service	1	\$ 29.94	\$ 29.94	\$ 359.28
CITY OF COACHELLA	612-602-005	83892	AVE VERANO	Trash Service	1	\$ 29.94	\$ 29.94	\$ 359.28
CITY OF COACHELLA	612-602-006	83878	AVE VERANO	Trash Service	1	\$ 29.94	\$ 29.94	\$ 359.28
CITY OF COACHELLA	612-602-007	83864	AVE VERANO	Trash Service	1	\$ 29.94	\$ 29.94	\$ 359.28
CITY OF COACHELLA	612-602-008	83850	AVE VERANO	Trash Service	1	\$ 29.94	\$ 29.94	\$ 359.28

City of Coachella Final 2022-23 Tax File

Customer Name	Parcel #	Address	Street	Service Level	Units	Monthly Rate	Total Montly Rate	Annual Rate
CITY OF COACHELLA	612-602-009	83836	AVE VERANO	Trash Service	1	\$ 29.94	\$ 29.94	\$ 359.28
CITY OF COACHELLA	612-602-009	83836	AVE VERANO	Additional Trash	1	\$ 8.47	\$ 8.47	\$ 101.64
CITY OF COACHELLA	612-602-010	83822	AVE VERANO	Trash Service	1	\$ 29.94	\$ 29.94	\$ 359.28
CITY OF COACHELLA	612-602-010	83822	AVE VERANO	Additional Trash	1	\$ 8.47	\$ 8.47	\$ 101.64
CITY OF COACHELLA	612-602-011	83808	AVE VERANO	Trash Service	1	\$ 29.94	\$ 29.94	\$ 359.28
CITY OF COACHELLA	612-602-011	83808	AVE VERANO	Additional Trash	1	\$ 8.47	\$ 8.47	\$ 101.64
CITY OF COACHELLA	612-602-012	83794	AVE VERANO	Trash Service	1	\$ 29.94	\$ 29.94	\$ 359.28
CITY OF COACHELLA	612-602-012	83794	AVE VERANO	Additional Trash	1	\$ 8.47	\$ 8.47	\$ 101.64
CITY OF COACHELLA	612-602-013	83780	AVE VERANO	Trash Service	1	\$ 29.94	\$ 29.94	\$ 359.28
CITY OF COACHELLA	612-602-014	83766	AVE VERANO	Trash Service	1	\$ 29.94	\$ 29.94	\$ 359.28
CITY OF COACHELLA	612-602-015	83763	CORTE ECLIPSE	Trash Service	1	\$ 29.94	\$ 29.94	\$ 359.28
CITY OF COACHELLA	612-602-016	83777	CORTE ECLIPSE	Trash Service	1	\$ 29.94	\$ 29.94	\$ 359.28
CITY OF COACHELLA	612-602-017	83791	CORTE ECLIPSE	Trash Service	1	\$ 29.94	\$ 29.94	\$ 359.28
CITY OF COACHELLA	612-602-017	83791	CORTE ECLIPSE	Additional Trash	1	\$ 8.47	\$ 8.47	\$ 101.64
CITY OF COACHELLA	612-602-018	83805	CORTE ECLIPSE	Trash Service	1	\$ 29.94	\$ 29.94	\$ 359.28
CITY OF COACHELLA	612-602-018	83805	CORTE ECLIPSE	Additional Trash	1	\$ 8.47	\$ 8.47	\$ 101.64
CITY OF COACHELLA	612-602-019	83819	CORTE ECLIPSE	Trash Service	1	\$ 29.94	\$ 29.94	\$ 359.28
CITY OF COACHELLA	612-602-020	83833	CORTE ECLIPSE	Trash Service	1	\$ 29.94	\$ 29.94	\$ 359.28
CITY OF COACHELLA	612-602-020	83833	CORTE ECLIPSE	Additional Recycle	1	\$ 8.47	\$ 8.47	\$ 101.64
CITY OF COACHELLA	612-602-020	83833	CORTE ECLIPSE	Yard Service	2	\$ 10.01	\$ 20.02	\$ 240.24
CITY OF COACHELLA	612-602-021	83851	CORTE ECLIPSE	Trash Service	1	\$ 29.94	\$ 29.94	\$ 359.28
CITY OF COACHELLA	612-602-022	83865	CORTE EL ALBA	Trash Service	1	\$ 29.94	\$ 29.94	\$ 359.28
CITY OF COACHELLA	612-602-023	83879	CORTE EL ALBA	Trash Service	1	\$ 29.94	\$ 29.94	\$ 359.28
CITY OF COACHELLA	612-602-024	83893	CORTE EL ALBA	Trash Service	1	\$ 29.94	\$ 29.94	\$ 359.28
CITY OF COACHELLA	612-602-024	83893	CORTE EL ALBA	Additional Trash	1	\$ 8.47	\$ 8.47	\$ 101.64
CITY OF COACHELLA	612-602-025	83907	CORTE EL ALBA	Trash Service	1	\$ 29.94	\$ 29.94	\$ 359.28
CITY OF COACHELLA	612-602-026	83921	CORTE EL ALBA	Trash Service	1	\$ 29.94	\$ 29.94	\$ 359.28
CITY OF COACHELLA	612-602-027	83935	CORTE EL ALBA	Trash Service	1	\$ 29.94	\$ 29.94	\$ 359.28
CITY OF COACHELLA	612-602-028	83949	CORTE EL ALBA	Trash Service	1	\$ 29.94	\$ 29.94	\$ 359.28
CITY OF COACHELLA	612-602-030	83948	CORTE EL ALBA	Trash Service	1	\$ 29.94	\$ 29.94	\$ 359.28
CITY OF COACHELLA	612-602-031	83934	CORTE EL ALBA	Trash Service	1	\$ 29.94	\$ 29.94	\$ 359.28
CITY OF COACHELLA	612-602-032	83920	CORTE EL ALBA	Trash Service	1	\$ 29.94	\$ 29.94	\$ 359.28
CITY OF COACHELLA	612-602-033	83906	CORTE EL ALBA	Trash Service	1	\$ 29.94	\$ 29.94	\$ 359.28
CITY OF COACHELLA	612-602-034	83892	CORTE EL ALBA	Trash Service	1	\$ 29.94	\$ 29.94	\$ 359.28
CITY OF COACHELLA	612-602-034	83892	CORTE EL ALBA	Additional Trash	1	\$ 8.47	\$ 8.47	\$ 101.64
CITY OF COACHELLA	612-602-035	83878	CORTE EL ALBA	Trash Service	1	\$ 29.94	\$ 29.94	\$ 359.28
CITY OF COACHELLA	612-602-036	83864	CORTE EL ALBA	Trash Service	1	\$ 29.94	\$ 29.94	\$ 359.28
CITY OF COACHELLA	612-602-036	83864	CORTE EL ALBA	Additional Trash	1	\$ 8.47	\$ 8.47	\$ 101.64
CITY OF COACHELLA	612-602-037	83850	CORTE ECLIPSE	Trash Service	1	\$ 29.94	\$ 29.94	\$ 359.28
CITY OF COACHELLA	612-602-038	83836	CORTE ECLIPSE	Trash Service	1	\$ 29.94	\$ 29.94	\$ 359.28

City of Coachella Final 2022-23 Tax File

Customer Name	Parcel #	Address	Street	Service Level	Units	Monthly Rate	Total Montly Rate	Annual Rate
CITY OF COACHELLA	612-602-039	83822	CORTE ECLIPSE	Trash Service	1	\$ 29.94	\$ 29.94	\$ 359.28
CITY OF COACHELLA	612-602-040	83808	CORTE ECLIPSE	Trash Service	1	\$ 29.94	\$ 29.94	\$ 359.28
CITY OF COACHELLA	612-602-041	83794	CORTE ECLIPSE	Trash Service	1	\$ 29.94	\$ 29.94	\$ 359.28
CITY OF COACHELLA	612-602-042	83780	CORTE ECLIPSE	Trash Service	1	\$ 29.94	\$ 29.94	\$ 359.28
CITY OF COACHELLA	612-602-043	83766	CORTE ECLIPSE	Trash Service	1	\$ 29.94	\$ 29.94	\$ 359.28
CITY OF COACHELLA	612-602-043	83766	CORTE ECLIPSE	Additional Recycle	1	\$ 8.47	\$ 8.47	\$ 101.64
CITY OF COACHELLA	612-602-044	83763	CORTE ESTIVO	Trash Service	1	\$ 29.94	\$ 29.94	\$ 359.28
CITY OF COACHELLA	612-602-045	83777	CORTE ESTIVO	Trash Service	1	\$ 29.94	\$ 29.94	\$ 359.28
CITY OF COACHELLA	612-602-046	83791	CORTE ESTIVO	Trash Service	1	\$ 29.94	\$ 29.94	\$ 359.28
CITY OF COACHELLA	612-602-047	83805	CORTE ESTIVO	Trash Service	1	\$ 29.94	\$ 29.94	\$ 359.28
CITY OF COACHELLA	612-602-047	83805	CORTE ESTIVO	Additional Trash	1	\$ 8.47	\$ 8.47	\$ 101.64
CITY OF COACHELLA	612-602-048	83819	CORTE ESTIVO	Trash Service	1	\$ 29.94	\$ 29.94	\$ 359.28
CITY OF COACHELLA	612-602-048	83819	CORTE ESTIVO	Additional Trash	1	\$ 8.47	\$ 8.47	\$ 101.64
CITY OF COACHELLA	612-602-049	83833	CORTE ESTIVO	Trash Service	1	\$ 29.94	\$ 29.94	\$ 359.28
CITY OF COACHELLA	612-602-050	83851	CORTE ESTIVO	Trash Service	1	\$ 29.94	\$ 29.94	\$ 359.28
CITY OF COACHELLA	612-602-051	83865	CORTE LA MORADA	Trash Service	1	\$ 29.94	\$ 29.94	\$ 359.28
CITY OF COACHELLA	612-602-052	83879	CORTE LA MORADA	Trash Service	1	\$ 29.94	\$ 29.94	\$ 359.28
CITY OF COACHELLA	612-602-052	83879	CORTE LA MORADA	Additional Recycle	1	\$ 8.47	\$ 8.47	\$ 101.64
CITY OF COACHELLA	612-602-053	83893	CORTE LA MORADA	Trash Service	1	\$ 29.94	\$ 29.94	\$ 359.28
CITY OF COACHELLA	612-602-054	83907	CORTE LA MORADA	Trash Service	1	\$ 29.94	\$ 29.94	\$ 359.28
CITY OF COACHELLA	612-602-055	83921	CORTE LA MORADA	Trash Service	1	\$ 29.94	\$ 29.94	\$ 359.28
CITY OF COACHELLA	612-602-056	83935	CORTE LA MORADA	Trash Service	1	\$ 29.94	\$ 29.94	\$ 359.28
CITY OF COACHELLA	612-602-057	83949	CORTE LA MORADA	Trash Service	1	\$ 29.94	\$ 29.94	\$ 359.28
CITY OF COACHELLA	612-610-001	49768	CALLE OCASO	Trash Service	1	\$ 29.94	\$ 29.94	\$ 359.28
CITY OF COACHELLA	612-610-002	49750	CALLE OCASO	Trash Service	1	\$ 29.94	\$ 29.94	\$ 359.28
CITY OF COACHELLA	612-610-002	49750	CALLE OCASO	Additional Recycle	1	\$ 8.47	\$ 8.47	\$ 101.64
CITY OF COACHELLA	612-610-003	49720	CALLE OCASO	Trash Service	1	\$ 29.94	\$ 29.94	\$ 359.28
CITY OF COACHELLA	612-610-004	49690	CALLE OCASO	Trash Service	1	\$ 29.94	\$ 29.94	\$ 359.28
CITY OF COACHELLA	612-610-004	49690	CALLE OCASO	Additional Trash	1	\$ 8.47	\$ 8.47	\$ 101.64
CITY OF COACHELLA	612-610-005	49660	CALLE OCASO	Trash Service	1	\$ 29.94	\$ 29.94	\$ 359.28
CITY OF COACHELLA	612-610-006	49630	CALLE OCASO	Trash Service	1	\$ 29.94	\$ 29.94	\$ 359.28
CITY OF COACHELLA	612-610-007	49600	CALLE OCASO	Trash Service	1	\$ 29.94	\$ 29.94	\$ 359.28
CITY OF COACHELLA	612-610-008	49590	CALLE OCASO	Trash Service	1	\$ 29.94	\$ 29.94	\$ 359.28
CITY OF COACHELLA	612-610-009	49540	CALLE OCASO	Trash Service	1	\$ 29.94	\$ 29.94	\$ 359.28
CITY OF COACHELLA	612-610-009	49540	CALLE OCASO	Additional Recycle	1	\$ 8.47	\$ 8.47	\$ 101.64
CITY OF COACHELLA	612-610-010	49510	CALLE OCASO	Trash Service	1	\$ 29.94	\$ 29.94	\$ 359.28
CITY OF COACHELLA	612-610-011	83762	AVE LA LUNA	Trash Service	1	\$ 29.94	\$ 29.94	\$ 359.28
CITY OF COACHELLA	612-610-012	83770	AVE LA LUNA	Trash Service	1	\$ 29.94	\$ 29.94	\$ 359.28
CITY OF COACHELLA	612-610-012	83770	AVE LA LUNA	Additional Trash	1	\$ 8.47	\$ 8.47	\$ 101.64
CITY OF COACHELLA	612-610-013	83790	AVE LA LUNA	Trash Service	1	\$ 29.94	\$ 29.94	\$ 359.28

City of Coachella Final 2022-23 Tax File

Customer Name	Parcel #	Address	Street	Service Level	Units	Monthly Rate	Total Montly Rate	Annual Rate
CITY OF COACHELLA	612-610-013	83790	AVE LA LUNA	Additional Trash	1	\$ 8.47	\$ 8.47	\$ 101.64
CITY OF COACHELLA	612-610-014	83806	AVE LA LUNA	Trash Service	1	\$ 29.94	\$ 29.94	\$ 359.28
CITY OF COACHELLA	612-610-015	83820	AVE LA LUNA	Trash Service	1	\$ 29.94	\$ 29.94	\$ 359.28
CITY OF COACHELLA	612-610-016	83836	AVE LA LUNA	Trash Service	1	\$ 29.94	\$ 29.94	\$ 359.28
CITY OF COACHELLA	612-610-017	83848	AVE LA LUNA	Trash Service	1	\$ 29.94	\$ 29.94	\$ 359.28
CITY OF COACHELLA	612-610-018	83864	AVE LA LUNA	Trash Service	1	\$ 29.94	\$ 29.94	\$ 359.28
CITY OF COACHELLA	612-610-019	83878	AVE LA LUNA	Trash Service	1	\$ 29.94	\$ 29.94	\$ 359.28
CITY OF COACHELLA	612-610-020	83892	AVE LA LUNA	Trash Service	1	\$ 29.94	\$ 29.94	\$ 359.28
CITY OF COACHELLA	612-610-021	83920	AVE LA LUNA	Trash Service	1	\$ 29.94	\$ 29.94	\$ 359.28
CITY OF COACHELLA	612-610-021	83920	AVE LA LUNA	Additional Trash	1	\$ 8.47	\$ 8.47	\$ 101.64
CITY OF COACHELLA	612-610-022	83934	AVE LA LUNA	Trash Service	1	\$ 29.94	\$ 29.94	\$ 359.28
CITY OF COACHELLA	612-610-023	83948	AVE LA LUNA	Trash Service	1	\$ 29.94	\$ 29.94	\$ 359.28
CITY OF COACHELLA	612-610-024	83962	AVE LA LUNA	Trash Service	1	\$ 29.94	\$ 29.94	\$ 359.28
CITY OF COACHELLA	612-610-025	49481	CALLE EL SOL	Trash Service	1	\$ 29.94	\$ 29.94	\$ 359.28
CITY OF COACHELLA	612-610-026	49511	CALLE EL SOL	Trash Service	1	\$ 29.94	\$ 29.94	\$ 359.28
CITY OF COACHELLA	612-610-026	49511	CALLE EL SOL	Additional Trash	1	\$ 8.47	\$ 8.47	\$ 101.64
CITY OF COACHELLA	612-610-027	49541	CALLE EL SOL	Trash Service	1	\$ 29.94	\$ 29.94	\$ 359.28
CITY OF COACHELLA	612-610-028	49571	CALLE EL SOL	Trash Service	1	\$ 29.94	\$ 29.94	\$ 359.28
CITY OF COACHELLA	612-610-029	49601	CALLE EL SOL	Trash Service	1	\$ 29.94	\$ 29.94	\$ 359.28
CITY OF COACHELLA	612-610-029	49601	CALLE EL SOL	Additional Trash	1	\$ 8.47	\$ 8.47	\$ 101.64
CITY OF COACHELLA	612-610-030	49631	CALLE EL SOL	Trash Service	1	\$ 29.94	\$ 29.94	\$ 359.28
CITY OF COACHELLA	612-610-031	49661	CALLE EL SOL	Trash Service	1	\$ 29.94	\$ 29.94	\$ 359.28
CITY OF COACHELLA	612-610-032	49691	CALLE EL SOL	Trash Service	1	\$ 29.94	\$ 29.94	\$ 359.28
CITY OF COACHELLA	612-610-033	49721	CALLE EL SOL	Trash Service	1	\$ 29.94	\$ 29.94	\$ 359.28
CITY OF COACHELLA	612-610-034	49751	CALLE EL SOL	Trash Service	1	\$ 29.94	\$ 29.94	\$ 359.28
CITY OF COACHELLA	612-610-034	49751	CALLE EL SOL	Additional Trash	1	\$ 8.47	\$ 8.47	\$ 101.64
CITY OF COACHELLA	612-611-002	83948	CORTE LA MORADA	Trash Service	1	\$ 29.94	\$ 29.94	\$ 359.28
CITY OF COACHELLA	612-611-003	83934	CORTE LA MORADA	Trash Service	1	\$ 29.94	\$ 29.94	\$ 359.28
CITY OF COACHELLA	612-611-003	83934	CORTE LA MORADA	Additional Trash	1	\$ 8.47	\$ 8.47	\$ 101.64
CITY OF COACHELLA	612-611-004	83920	CORTE LA MORADA	Trash Service	1	\$ 29.94	\$ 29.94	\$ 359.28
CITY OF COACHELLA	612-611-005	83906	CORTE LA MORADA	Trash Service	1	\$ 29.94	\$ 29.94	\$ 359.28
CITY OF COACHELLA	612-611-006	83892	CORTE LA MORADA	Trash Service	1	\$ 29.94	\$ 29.94	\$ 359.28
CITY OF COACHELLA	612-611-007	83878	CORTE LA MORADA	Trash Service	1	\$ 29.94	\$ 29.94	\$ 359.28
CITY OF COACHELLA	612-611-008	83864	CORTE LA MORADA	Trash Service	1	\$ 29.94	\$ 29.94	\$ 359.28
CITY OF COACHELLA	612-611-009	83850	CORTE ESTIVO	Trash Service	1	\$ 29.94	\$ 29.94	\$ 359.28
CITY OF COACHELLA	612-611-010	83836	CORTE ESTIVO	Trash Service	1	\$ 29.94	\$ 29.94	\$ 359.28
CITY OF COACHELLA	612-611-010	83836	CORTE ESTIVO	Additional Recycle	1	\$ 8.47	\$ 8.47	\$ 101.64
CITY OF COACHELLA	612-611-010	83836	CORTE ESTIVO	Additional Trash	1	\$ 8.47	\$ 8.47	\$ 101.64
CITY OF COACHELLA	612-611-011	83822	CORTE ESTIVO	Trash Service	1	\$ 29.94	\$ 29.94	\$ 359.28
CITY OF COACHELLA	612-611-012	83808	CORTE ESTIVO	Trash Service	1	\$ 29.94	\$ 29.94	\$ 359.28

City of Coachella Final 2022-23 Tax File

Customer Name	Parcel #	Address	Street	Service Level	Units	Monthly Rate	Total Montly Rate	Annual Rate
CITY OF COACHELLA	612-611-013	83794	CORTE ESTIVO	Trash Service	1	\$ 29.94	\$ 29.94	\$ 359.28
CITY OF COACHELLA	612-611-013	83794	CORTE ESTIVO	Additional Trash	1	\$ 8.47	\$ 8.47	\$ 101.64
CITY OF COACHELLA	612-611-014	83780	CORTE ESTIVO	Trash Service	1	\$ 29.94	\$ 29.94	\$ 359.28
CITY OF COACHELLA	612-611-015	83766	CORTE ESTIVO	Trash Service	1	\$ 29.94	\$ 29.94	\$ 359.28
CITY OF COACHELLA	612-611-016	83763	CORTE SOLIS	Trash Service	1	\$ 29.94	\$ 29.94	\$ 359.28
CITY OF COACHELLA	612-611-017	83777	CORTE SOLIS	Trash Service	1	\$ 29.94	\$ 29.94	\$ 359.28
CITY OF COACHELLA	612-611-018	83791	CORTE SOLIS	Trash Service	1	\$ 29.94	\$ 29.94	\$ 359.28
CITY OF COACHELLA	612-611-019	83805	CORTE SOLIS	Trash Service	1	\$ 29.94	\$ 29.94	\$ 359.28
CITY OF COACHELLA	612-611-020	83819	CORTE SOLIS	Trash Service	1	\$ 29.94	\$ 29.94	\$ 359.28
CITY OF COACHELLA	612-611-021	83833	CORTE SOLIS	Trash Service	1	\$ 29.94	\$ 29.94	\$ 359.28
CITY OF COACHELLA	612-611-021	83833	CORTE SOLIS	Additional Trash	1	\$ 8.47	\$ 8.47	\$ 101.64
CITY OF COACHELLA	612-611-022	83851	CORTE SOLIS	Trash Service	1	\$ 29.94	\$ 29.94	\$ 359.28
CITY OF COACHELLA	612-611-023	83865	CORTE SOLEADO	Trash Service	1	\$ 29.94	\$ 29.94	\$ 359.28
CITY OF COACHELLA	612-611-024	83879	CORTE SOLEADO	Trash Service	1	\$ 29.94	\$ 29.94	\$ 359.28
CITY OF COACHELLA	612-611-025	83893	CORTE SOLEADO	Trash Service	1	\$ 29.94	\$ 29.94	\$ 359.28
CITY OF COACHELLA	612-611-026	83907	CORTE SOLEADO	Trash Service	1	\$ 29.94	\$ 29.94	\$ 359.28
CITY OF COACHELLA	612-611-027	83921	CORTE SOLEADO	Trash Service	1	\$ 29.94	\$ 29.94	\$ 359.28
CITY OF COACHELLA	612-611-027	83921	CORTE SOLEADO	Additional Recycle	1	\$ 8.47	\$ 8.47	\$ 101.64
CITY OF COACHELLA	612-611-028	83935	CORTE SOLEADO	Trash Service	1	\$ 29.94	\$ 29.94	\$ 359.28
CITY OF COACHELLA	612-611-029	83949	CORTE SOLEADO	Trash Service	1	\$ 29.94	\$ 29.94	\$ 359.28
CITY OF COACHELLA	612-611-031	83948	CORTE SOLEADO	Trash Service	1	\$ 29.94	\$ 29.94	\$ 359.28
CITY OF COACHELLA	612-611-032	83934	CORTE SOLEADO	Trash Service	1	\$ 29.94	\$ 29.94	\$ 359.28
CITY OF COACHELLA	612-611-033	83920	CORTE SOLEADO	Trash Service	1	\$ 29.94	\$ 29.94	\$ 359.28
CITY OF COACHELLA	612-611-034	83906	CORTE SOLEADO	Trash Service	1	\$ 29.94	\$ 29.94	\$ 359.28
CITY OF COACHELLA	612-611-035	83892	CORTE SOLEADO	Trash Service	1	\$ 29.94	\$ 29.94	\$ 359.28
CITY OF COACHELLA	612-611-036	83878	CORTE SOLEADO	Trash Service	1	\$ 29.94	\$ 29.94	\$ 359.28
CITY OF COACHELLA	612-611-037	83864	CORTE SOLEADO	Trash Service	1	\$ 29.94	\$ 29.94	\$ 359.28
CITY OF COACHELLA	612-611-038	83850	CORTE SOLIS	Trash Service	1	\$ 29.94	\$ 29.94	\$ 359.28
CITY OF COACHELLA	612-611-039	83836	CORTE SOLIS	Trash Service	1	\$ 29.94	\$ 29.94	\$ 359.28
CITY OF COACHELLA	612-611-039	83836	CORTE SOLIS	Additional Trash	1	\$ 8.47	\$ 8.47	\$ 101.64
CITY OF COACHELLA	612-611-040	83822	CORTE SOLIS	Trash Service	1	\$ 29.94	\$ 29.94	\$ 359.28
CITY OF COACHELLA	612-611-041	83808	CORTE SOLIS	Trash Service	1	\$ 29.94	\$ 29.94	\$ 359.28
CITY OF COACHELLA	612-611-041	83808	CORTE SOLIS	Additional Trash	1	\$ 8.47	\$ 8.47	\$ 101.64
CITY OF COACHELLA	612-611-042	83794	CORTE SOLIS	Trash Service	1	\$ 29.94	\$ 29.94	\$ 359.28
CITY OF COACHELLA	612-611-043	83780	CORTE SOLIS	Trash Service	1	\$ 29.94	\$ 29.94	\$ 359.28
CITY OF COACHELLA	612-611-044	83766	CORTE SOLIS	Trash Service	1	\$ 29.94	\$ 29.94	\$ 359.28
CITY OF COACHELLA	612-611-044	83766	CORTE SOLIS	Additional Trash	1	\$ 8.47	\$ 8.47	\$ 101.64
CITY OF COACHELLA	612-611-045	83763	AVE LA LUNA	Trash Service	1	\$ 29.94	\$ 29.94	\$ 359.28
CITY OF COACHELLA	612-611-046	83777	AVE LA LUNA	Trash Service	1	\$ 29.94	\$ 29.94	\$ 359.28
CITY OF COACHELLA	612-611-047	83791	AVE LA LUNA	Trash Service	1	\$ 29.94	\$ 29.94	\$ 359.28

City of Coachella Final 2022-23 Tax File

Customer Name	Parcel #	Address	Street	Service Level	Units	Monthly Rate	Total Montly Rate	Annual Rate
CITY OF COACHELLA	612-611-048	83805	AVE LA LUNA	Trash Service	1	\$ 29.94	\$ 29.94	\$ 359.28
CITY OF COACHELLA	612-611-049	83819	AVE LA LUNA	Trash Service	1	\$ 29.94	\$ 29.94	\$ 359.28
CITY OF COACHELLA	612-611-050	83833	AVE LA LUNA	Trash Service	1	\$ 29.94	\$ 29.94	\$ 359.28
CITY OF COACHELLA	612-611-051	83851	AVE LA LUNA	Trash Service	1	\$ 29.94	\$ 29.94	\$ 359.28
CITY OF COACHELLA	612-611-052	83865	AVE LA LUNA	Trash Service	1	\$ 29.94	\$ 29.94	\$ 359.28
CITY OF COACHELLA	612-611-053	83879	AVE LA LUNA	Trash Service	1	\$ 29.94	\$ 29.94	\$ 359.28
CITY OF COACHELLA	612-611-054	83893	AVE LA LUNA	Trash Service	1	\$ 29.94	\$ 29.94	\$ 359.28
CITY OF COACHELLA	612-611-055	83907	AVE LA LUNA	Trash Service	1	\$ 29.94	\$ 29.94	\$ 359.28
CITY OF COACHELLA	612-611-056	83921	AVE LA LUNA	Trash Service	1	\$ 29.94	\$ 29.94	\$ 359.28
CITY OF COACHELLA	612-611-056	83921	AVE LA LUNA	Additional Trash	1	\$ 8.47	\$ 8.47	\$ 101.64
CITY OF COACHELLA	612-611-057	83935	AVE LA LUNA	Trash Service	1	\$ 29.94	\$ 29.94	\$ 359.28
CITY OF COACHELLA	612-611-058	83949	AVE LA LUNA	Trash Service	1	\$ 29.94	\$ 29.94	\$ 359.28
CITY OF COACHELLA	696-520-011	85325	AVE 44	Trash Service	1	\$ 29.94	\$ 29.94	\$ 359.28
CITY OF COACHELLA	696-520-011	85325	AVE 44	Additional Trash	1	\$ 8.47	\$ 8.47	\$ 101.64
CITY OF COACHELLA	696-520-014	85321	AVE 44	Trash Service	1	\$ 29.94	\$ 29.94	\$ 359.28
CITY OF COACHELLA	696-520-014	85321	AVE 44	Additional Trash	1	\$ 8.47	\$ 8.47	\$ 101.64
CITY OF COACHELLA	696-520-014	85321	AVE 44	Additional Green	1	\$ 8.47	\$ 8.47	\$ 101.64
CITY OF COACHELLA	696-520-015	85317	AVE 44	Trash Service	1	\$ 29.94	\$ 29.94	\$ 359.28
CITY OF COACHELLA	696-520-015	85317	AVE 44	Additional Trash	1	\$ 8.47	\$ 8.47	\$ 101.64
CITY OF COACHELLA	697-340-001	86265	PINOT NOIR LANE	Trash Service	1	\$ 29.94	\$ 29.94	\$ 359.28
CITY OF COACHELLA	697-340-002	86257	PINOT NOIR LANE	Trash Service	1	\$ 29.94	\$ 29.94	\$ 359.28
CITY OF COACHELLA	697-340-003	86249	PINOT NOIR LANE	Trash Service	1	\$ 29.94	\$ 29.94	\$ 359.28
CITY OF COACHELLA	697-340-004	86241	PINOT NOIR LANE	Trash Service	1	\$ 29.94	\$ 29.94	\$ 359.28
CITY OF COACHELLA	697-340-005	86233	PINOT NOIR LANE	Trash Service	1	\$ 29.94	\$ 29.94	\$ 359.28
CITY OF COACHELLA	697-340-006	86225	PINOT NOIR LANE	Trash Service	1	\$ 29.94	\$ 29.94	\$ 359.28
CITY OF COACHELLA	697-341-001	86211	PINOT NOIR LANE	Trash Service	1	\$ 29.94	\$ 29.94	\$ 359.28
CITY OF COACHELLA	697-341-002	86203	PINOT NOIR LANE	Trash Service	1	\$ 29.94	\$ 29.94	\$ 359.28
CITY OF COACHELLA	697-341-003	86195	PINOT NOIR LANE	Trash Service	1	\$ 29.94	\$ 29.94	\$ 359.28
CITY OF COACHELLA	697-341-004	86187	PINOT NOIR LANE	Trash Service	1	\$ 29.94	\$ 29.94	\$ 359.28
CITY OF COACHELLA	697-341-005	86179	PINOT NOIR LANE	Trash Service	1	\$ 29.94	\$ 29.94	\$ 359.28
CITY OF COACHELLA	697-341-006	86171	PINOT NOIR LANE	Trash Service	1	\$ 29.94	\$ 29.94	\$ 359.28
CITY OF COACHELLA	697-341-007	86163	PINOT NOIR LANE	Trash Service	1	\$ 29.94	\$ 29.94	\$ 359.28
CITY OF COACHELLA	697-341-008	86155	PINOT NOIR LANE	Trash Service	1	\$ 29.94	\$ 29.94	\$ 359.28
CITY OF COACHELLA	697-341-009	86147	PINOT NOIR LANE	Trash Service	1	\$ 29.94	\$ 29.94	\$ 359.28
CITY OF COACHELLA	697-341-010	86139	PINOT NOIR LANE	Trash Service	1	\$ 29.94	\$ 29.94	\$ 359.28
CITY OF COACHELLA	697-341-011	86131	PINOT NOIR LANE	Trash Service	1	\$ 29.94	\$ 29.94	\$ 359.28
CITY OF COACHELLA	697-341-012	86123	PINOT NOIR LANE	Trash Service	1	\$ 29.94	\$ 29.94	\$ 359.28
CITY OF COACHELLA	697-341-013	86122	PINOT NOIR LANE	Trash Service	1	\$ 29.94	\$ 29.94	\$ 359.28
CITY OF COACHELLA	697-341-014	86130	PINOT NOIR LANE	Trash Service	1	\$ 29.94	\$ 29.94	\$ 359.28
CITY OF COACHELLA	697-341-015	86138	PINOT NOIR LANE	Trash Service	1	\$ 29.94	\$ 29.94	\$ 359.28

City of Coachella Final 2022-23 Tax File

Customer Name	Parcel #	Address	Street	Service Level	Units	Monthly Rate	Total Montly Rate	Annual Rate
CITY OF COACHELLA	697-341-016	86146	PINOT NOIR LANE	Trash Service	1	\$ 29.94	\$ 29.94	\$ 359.28
CITY OF COACHELLA	697-341-017	86170	SONOMA CT	Trash Service	1	\$ 29.94	\$ 29.94	\$ 359.28
CITY OF COACHELLA	697-341-018	86178	SONOMA CT	Trash Service	1	\$ 29.94	\$ 29.94	\$ 359.28
CITY OF COACHELLA	697-341-019	86184	SONOMA CT	Trash Service	1	\$ 29.94	\$ 29.94	\$ 359.28
CITY OF COACHELLA	697-341-020	86192	SONOMA CT	Trash Service	1	\$ 29.94	\$ 29.94	\$ 359.28
CITY OF COACHELLA	697-341-021	86200	SONOMA CT	Trash Service	1	\$ 29.94	\$ 29.94	\$ 359.28
CITY OF COACHELLA	697-341-022	86208	SONOMA CT	Trash Service	1	\$ 29.94	\$ 29.94	\$ 359.28
CITY OF COACHELLA	697-341-023	86214	SONOMA CT	Trash Service	1	\$ 29.94	\$ 29.94	\$ 359.28
CITY OF COACHELLA	697-341-024	86222	SONOMA CT	Trash Service	1	\$ 29.94	\$ 29.94	\$ 359.28
CITY OF COACHELLA	697-341-025	86230	SONOMA CT	Trash Service	1	\$ 29.94	\$ 29.94	\$ 359.28
CITY OF COACHELLA	697-341-026	86231	GRENACHE LANE	Trash Service	1	\$ 29.94	\$ 29.94	\$ 359.28
CITY OF COACHELLA	697-341-027	86223	GRENACHE LANE	Trash Service	1	\$ 29.94	\$ 29.94	\$ 359.28
CITY OF COACHELLA	697-341-028	86217	GRENACHE LANE	Trash Service	1	\$ 29.94	\$ 29.94	\$ 359.28
CITY OF COACHELLA	697-341-029	86209	GRENACHE LANE	Trash Service	1	\$ 29.94	\$ 29.94	\$ 359.28
CITY OF COACHELLA	697-341-030	86201	GRENACHE LANE	Trash Service	1	\$ 29.94	\$ 29.94	\$ 359.28
CITY OF COACHELLA	697-341-031	86195	GRENACHE LANE	Trash Service	1	\$ 29.94	\$ 29.94	\$ 359.28
CITY OF COACHELLA	697-341-032	86187	GRENACHE LANE	Trash Service	1	\$ 29.94	\$ 29.94	\$ 359.28
CITY OF COACHELLA	697-341-033	86179	GRENACHE LANE	Trash Service	1	\$ 29.94	\$ 29.94	\$ 359.28
CITY OF COACHELLA	697-341-034	86171	GRENACHE LANE	Trash Service	1	\$ 29.94	\$ 29.94	\$ 359.28
CITY OF COACHELLA	697-341-035	86163	GRENACHE LANE	Trash Service	1	\$ 29.94	\$ 29.94	\$ 359.28
CITY OF COACHELLA	697-342-001	86162	PINOT NOIR LANE	Trash Service	1	\$ 29.94	\$ 29.94	\$ 359.28
CITY OF COACHELLA	697-342-002	86170	PINOT NOIR LANE	Trash Service	1	\$ 29.94	\$ 29.94	\$ 359.28
CITY OF COACHELLA	697-342-003	86178	PINOT NOIR LANE	Trash Service	1	\$ 29.94	\$ 29.94	\$ 359.28
CITY OF COACHELLA	697-342-004	86186	PINOT NOIR LANE	Trash Service	1	\$ 29.94	\$ 29.94	\$ 359.28
CITY OF COACHELLA	697-342-005	86194	PINOT NOIR LANE	Trash Service	1	\$ 29.94	\$ 29.94	\$ 359.28
CITY OF COACHELLA	697-342-006	86202	PINOT NOIR LANE	Trash Service	1	\$ 29.94	\$ 29.94	\$ 359.28
CITY OF COACHELLA	697-342-007	86210	PINOT NOIR LANE	Trash Service	1	\$ 29.94	\$ 29.94	\$ 359.28
CITY OF COACHELLA	697-342-008	86218	PINOT NOIR LANE	Trash Service	1	\$ 29.94	\$ 29.94	\$ 359.28
CITY OF COACHELLA	697-342-009	86226	PINOT NOIR LANE	Trash Service	1	\$ 29.94	\$ 29.94	\$ 359.28
CITY OF COACHELLA	697-342-010	86234	PINOT NOIR LANE	Trash Service	1	\$ 29.94	\$ 29.94	\$ 359.28
CITY OF COACHELLA	697-342-011	86242	PINOT NOIR LANE	Trash Service	1	\$ 29.94	\$ 29.94	\$ 359.28
CITY OF COACHELLA	697-342-012	45945	MERITAGE LANE	Trash Service	1	\$ 29.94	\$ 29.94	\$ 359.28
CITY OF COACHELLA	697-342-013	45941	MERITAGE LANE	Trash Service	1	\$ 29.94	\$ 29.94	\$ 359.28
CITY OF COACHELLA	697-342-014	45937	MERITAGE LANE	Trash Service	1	\$ 29.94	\$ 29.94	\$ 359.28
CITY OF COACHELLA	697-342-015	86219	SONOMA CT	Trash Service	1	\$ 29.94	\$ 29.94	\$ 359.28
CITY OF COACHELLA	697-342-016	86211	SONOMA CT	Trash Service	1	\$ 29.94	\$ 29.94	\$ 359.28
CITY OF COACHELLA	697-342-017	86203	SONOMA CT	Trash Service	1	\$ 29.94	\$ 29.94	\$ 359.28
CITY OF COACHELLA	697-342-018	86195	SONOMA CT	Trash Service	1	\$ 29.94	\$ 29.94	\$ 359.28
CITY OF COACHELLA	697-342-019	86187	SONOMA CT	Trash Service	1	\$ 29.94	\$ 29.94	\$ 359.28
CITY OF COACHELLA	697-342-020	86179	SONOMA CT	Trash Service	1	\$ 29.94	\$ 29.94	\$ 359.28

City of Coachella Final 2022-23 Tax File

Customer Name	Parcel #	Address	Street	Service Level	Units	Monthly Rate	Total Montly Rate	Annual Rate
CITY OF COACHELLA	697-343-001	86164	GRENACHE LANE	Trash Service	1	\$ 29.94	\$ 29.94	\$ 359.28
CITY OF COACHELLA	697-343-002	86172	GRENACHE LANE	Trash Service	1	\$ 29.94	\$ 29.94	\$ 359.28
CITY OF COACHELLA	697-343-003	86180	GRENACHE LANE	Trash Service	1	\$ 29.94	\$ 29.94	\$ 359.28
CITY OF COACHELLA	697-343-004	86188	GRENACHE LANE	Trash Service	1	\$ 29.94	\$ 29.94	\$ 359.28
CITY OF COACHELLA	697-343-005	86196	GRENACHE LANE	Trash Service	1	\$ 29.94	\$ 29.94	\$ 359.28
CITY OF COACHELLA	697-343-006	86204	GRENACHE LANE	Trash Service	1	\$ 29.94	\$ 29.94	\$ 359.28
CITY OF COACHELLA	697-343-007	86214	GRENACHE LANE	Trash Service	1	\$ 29.94	\$ 29.94	\$ 359.28
CITY OF COACHELLA	697-343-008	86222	GRENACHE LANE	Trash Service	1	\$ 29.94	\$ 29.94	\$ 359.28
CITY OF COACHELLA	697-343-009	86230	GRENACHE LANE	Trash Service	1	\$ 29.94	\$ 29.94	\$ 359.28
CITY OF COACHELLA	697-344-006	45916	MERITAGE LANE	Trash Service	1	\$ 29.94	\$ 29.94	\$ 359.28
CITY OF COACHELLA	697-344-009	45928	MERITAGE LANE	Trash Service	1	\$ 29.94	\$ 29.94	\$ 359.28
CITY OF COACHELLA	697-344-010	45930	MERITAGE LANE	Trash Service	1	\$ 29.94	\$ 29.94	\$ 359.28
CITY OF COACHELLA	697-344-011	45934	MERITAGE LANE	Trash Service	1	\$ 29.94	\$ 29.94	\$ 359.28
CITY OF COACHELLA	697-344-012	45938	MERITAGE LANE	Trash Service	1	\$ 29.94	\$ 29.94	\$ 359.28
CITY OF COACHELLA	697-344-013	45942	MERITAGE LANE	Trash Service	1	\$ 29.94	\$ 29.94	\$ 359.28
CITY OF COACHELLA	697-344-014	45946	MERITAGE LANE	Trash Service	1	\$ 29.94	\$ 29.94	\$ 359.28
CITY OF COACHELLA	697-344-015	45950	MERITAGE LANE	Trash Service	1	\$ 29.94	\$ 29.94	\$ 359.28
CITY OF COACHELLA	697-344-016	45954	MERITAGE LANE	Trash Service	1	\$ 29.94	\$ 29.94	\$ 359.28
CITY OF COACHELLA	697-344-017	45960	MERITAGE LANE	Trash Service	1	\$ 29.94	\$ 29.94	\$ 359.28
CITY OF COACHELLA	697-344-018	45964	MERITAGE LANE	Trash Service	1	\$ 29.94	\$ 29.94	\$ 359.28
CITY OF COACHELLA	697-344-019	45968	MERITAGE LANE	Trash Service	1	\$ 29.94	\$ 29.94	\$ 359.28
CITY OF COACHELLA	697-344-020	45972	MERITAGE LANE	Trash Service	1	\$ 29.94	\$ 29.94	\$ 359.28
CITY OF COACHELLA	697-344-021	45976	MERITAGE LANE	Trash Service	1	\$ 29.94	\$ 29.94	\$ 359.28
CITY OF COACHELLA	697-344-022	45980	MERITAGE LANE	Trash Service	1	\$ 29.94	\$ 29.94	\$ 359.28
CITY OF COACHELLA	697-344-023	45984	MERITAGE LANE	Trash Service	1	\$ 29.94	\$ 29.94	\$ 359.28
CITY OF COACHELLA	697-344-024	45988	MERITAGE LANE	Trash Service	1	\$ 29.94	\$ 29.94	\$ 359.28
CITY OF COACHELLA	763-020-007	50265	POLK ST	Trash Service	14	\$ 29.94	\$ 419.16	\$ 5,029.92
CITY OF COACHELLA	763-020-007	50265	POLK ST	Additional Trash	2	\$ 8.47	\$ 16.94	\$ 203.28
CITY OF COACHELLA	763-020-011	50951	POLK ST	Trash Service	1	\$ 29.94	\$ 29.94	\$ 359.28
CITY OF COACHELLA	763-020-011	50951	POLK ST	Additional Trash	2	\$ 8.47	\$ 16.94	\$ 203.28
CITY OF COACHELLA	763-020-016	50691	POLK ST	Trash Service	1	\$ 29.94	\$ 29.94	\$ 359.28
CITY OF COACHELLA	763-020-016	50691	POLK ST	Additional Trash	1	\$ 8.47	\$ 8.47	\$ 101.64
CITY OF COACHELLA	763-030-010	86275	AVE 50	Trash Service	1	\$ 29.94	\$ 29.94	\$ 359.28
CITY OF COACHELLA	763-030-010	86275	AVE 50	Additional Trash	2	\$ 8.47	\$ 16.94	\$ 203.28
CITY OF COACHELLA	763-041-001	50580	TYLER ST	Trash Service	1	\$ 29.94	\$ 29.94	\$ 359.28
CITY OF COACHELLA	763-041-001	50580	TYLER ST	Additional Trash	1	\$ 8.47	\$ 8.47	\$ 101.64
CITY OF COACHELLA	763-041-002	50600	TYLER ST	Trash Service	1	\$ 29.94	\$ 29.94	\$ 359.28
CITY OF COACHELLA	763-041-002	50600	TYLER ST	Additional Trash	1	\$ 8.47	\$ 8.47	\$ 101.64
CITY OF COACHELLA	763-041-003	50630	TYLER ST	Trash Service	1	\$ 29.94	\$ 29.94	\$ 359.28
CITY OF COACHELLA	763-041-004	50650	TYLER ST	Trash Service	1	\$ 29.94	\$ 29.94	\$ 359.28

City of Coachella Final 2022-23 Tax File

Customer Name	Parcel #	Address	Street	Service Level	Units	Monthly Rate	Total Montly Rate	Annual Rate
CITY OF COACHELLA	763-041-005	50680	TYLER ST	Trash Service	1	\$ 29.94	\$ 29.94	\$ 359.28
CITY OF COACHELLA	763-041-005	50680	TYLER ST	Additional Trash	1	\$ 8.47	\$ 8.47	\$ 101.64
CITY OF COACHELLA	763-041-006	50700	TYLER ST	Trash Service	1	\$ 29.94	\$ 29.94	\$ 359.28
CITY OF COACHELLA	763-041-007	50730	TYLER ST	Trash Service	1	\$ 29.94	\$ 29.94	\$ 359.28
CITY OF COACHELLA	763-041-008	50750	TYLER ST	Trash Service	1	\$ 29.94	\$ 29.94	\$ 359.28
CITY OF COACHELLA	763-041-009	50780	TYLER ST	Trash Service	1	\$ 29.94	\$ 29.94	\$ 359.28
CITY OF COACHELLA	763-041-009	50780	TYLER ST	Additional Trash	1	\$ 8.47	\$ 8.47	\$ 101.64
CITY OF COACHELLA	763-041-010	50800	TYLER ST	Trash Service	1	\$ 29.94	\$ 29.94	\$ 359.28
CITY OF COACHELLA	763-041-010	50800	TYLER ST	Additional Trash	1	\$ 8.47	\$ 8.47	\$ 101.64
CITY OF COACHELLA	763-041-011	50555	CALLE MENDOZA	Trash Service	1	\$ 29.94	\$ 29.94	\$ 359.28
CITY OF COACHELLA	763-041-011	50555	CALLE MENDOZA	Additional Trash	1	\$ 8.47	\$ 8.47	\$ 101.64
CITY OF COACHELLA	763-041-012	50565	CALLE MENDOZA	Trash Service	1	\$ 29.94	\$ 29.94	\$ 359.28
CITY OF COACHELLA	763-041-012	50565	CALLE MENDOZA	Additional Trash	1	\$ 8.47	\$ 8.47	\$ 101.64
CITY OF COACHELLA	763-041-013	50575	CALLE MENDOZA	Trash Service	1	\$ 29.94	\$ 29.94	\$ 359.28
CITY OF COACHELLA	763-041-013	50575	CALLE MENDOZA	Additional Trash	1	\$ 8.47	\$ 8.47	\$ 101.64
CITY OF COACHELLA	763-041-014	50585	CALLE MENDOZA	Trash Service	1	\$ 29.94	\$ 29.94	\$ 359.28
CITY OF COACHELLA	763-041-014	50585	CALLE MENDOZA	Additional Trash	1	\$ 8.47	\$ 8.47	\$ 101.64
CITY OF COACHELLA	763-041-015	86100	CORTE OLIVIA	Trash Service	1	\$ 29.94	\$ 29.94	\$ 359.28
CITY OF COACHELLA	763-041-015	86100	CORTE OLIVIA	Additional Trash	1	\$ 8.47	\$ 8.47	\$ 101.64
CITY OF COACHELLA	763-041-016	86090	CORTE OLIVIA	Trash Service	1	\$ 29.94	\$ 29.94	\$ 359.28
CITY OF COACHELLA	763-041-016	86090	CORTE OLIVIA	Additional Trash	1	\$ 8.47	\$ 8.47	\$ 101.64
CITY OF COACHELLA	763-041-017	86080	CORTE OLIVIA	Trash Service	1	\$ 29.94	\$ 29.94	\$ 359.28
CITY OF COACHELLA	763-041-017	86080	CORTE OLIVIA	Additional Trash	1	\$ 8.47	\$ 8.47	\$ 101.64
CITY OF COACHELLA	763-041-018	86070	CORTE OLIVIA	Trash Service	1	\$ 29.94	\$ 29.94	\$ 359.28
CITY OF COACHELLA	763-041-018	86070	CORTE OLIVIA	Additional Trash	1	\$ 8.47	\$ 8.47	\$ 101.64
CITY OF COACHELLA	763-041-019	86060	CORTE OLIVIA	Trash Service	1	\$ 29.94	\$ 29.94	\$ 359.28
CITY OF COACHELLA	763-041-020	86050	CORTE OLIVIA	Trash Service	1	\$ 29.94	\$ 29.94	\$ 359.28
CITY OF COACHELLA	763-041-020	86050	CORTE OLIVIA	Additional Recycle	1	\$ 8.47	\$ 8.47	\$ 101.64
CITY OF COACHELLA	763-041-021	86051	CORTE OLIVIA	Trash Service	1	\$ 29.94	\$ 29.94	\$ 359.28
CITY OF COACHELLA	763-041-021	86051	CORTE OLIVIA	Additional Green	1	\$ 8.47	\$ 8.47	\$ 101.64
CITY OF COACHELLA	763-041-022	86061	CORTE OLIVIA	Trash Service	1	\$ 29.94	\$ 29.94	\$ 359.28
CITY OF COACHELLA	763-041-023	86071	CORTE OLIVIA	Trash Service	1	\$ 29.94	\$ 29.94	\$ 359.28
CITY OF COACHELLA	763-041-023	86071	CORTE OLIVIA	Additional Trash	1	\$ 8.47	\$ 8.47	\$ 101.64
CITY OF COACHELLA	763-041-024	86081	CORTE OLIVIA	Trash Service	1	\$ 29.94	\$ 29.94	\$ 359.28
CITY OF COACHELLA	763-041-024	86081	CORTE OLIVIA	Additional Trash	1	\$ 8.47	\$ 8.47	\$ 101.64
CITY OF COACHELLA	763-041-025	86091	CORTE OLIVIA	Trash Service	1	\$ 29.94	\$ 29.94	\$ 359.28
CITY OF COACHELLA	763-041-025	86091	CORTE OLIVIA	Additional Trash	1	\$ 8.47	\$ 8.47	\$ 101.64
CITY OF COACHELLA	763-041-026	86095	CORTE OLIVIA	Trash Service	1	\$ 29.94	\$ 29.94	\$ 359.28
CITY OF COACHELLA	763-041-026	86095	CORTE OLIVIA	Additional Trash	1	\$ 8.47	\$ 8.47	\$ 101.64
CITY OF COACHELLA	763-041-027	86101	CORTE OLIVIA	Trash Service	1	\$ 29.94	\$ 29.94	\$ 359.28

City of Coachella Final 2022-23 Tax File

Customer Name	Parcel #	Address	Street	Service Level	Units	Monthly Rate	Total Montly Rate	Annual Rate
CITY OF COACHELLA	763-041-028	50661	CALLE MENDOZA	Trash Service	1	\$ 29.94	\$ 29.94	\$ 359.28
CITY OF COACHELLA	763-041-028	50661	CALLE MENDOZA	Additional Trash	1	\$ 8.47	\$ 8.47	\$ 101.64
CITY OF COACHELLA	763-041-029	50671	CALLE MENDOZA	Trash Service	1	\$ 29.94	\$ 29.94	\$ 359.28
CITY OF COACHELLA	763-041-029	50671	CALLE MENDOZA	Additional Trash	1	\$ 8.47	\$ 8.47	\$ 101.64
CITY OF COACHELLA	763-041-030	50681	CALLE MENDOZA	Trash Service	1	\$ 29.94	\$ 29.94	\$ 359.28
CITY OF COACHELLA	763-041-030	50681	CALLE MENDOZA	Additional Trash	1	\$ 8.47	\$ 8.47	\$ 101.64
CITY OF COACHELLA	763-041-031	50691	CALLE MENDOZA	Trash Service	1	\$ 29.94	\$ 29.94	\$ 359.28
CITY OF COACHELLA	763-041-032	50701	CALLE MENDOZA	Trash Service	1	\$ 29.94	\$ 29.94	\$ 359.28
CITY OF COACHELLA	763-041-032	50701	CALLE MENDOZA	Additional Trash	1	\$ 8.47	\$ 8.47	\$ 101.64
CITY OF COACHELLA	763-041-033	86140	CALLE PIZANO	Trash Service	1	\$ 29.94	\$ 29.94	\$ 359.28
CITY OF COACHELLA	763-041-034	86030	CALLE PIZANO	Trash Service	1	\$ 29.94	\$ 29.94	\$ 359.28
CITY OF COACHELLA	763-041-034	86030	CALLE PIZANO	Additional Trash	1	\$ 8.47	\$ 8.47	\$ 101.64
CITY OF COACHELLA	763-041-034	86030	CALLE PIZANO	Additional Recycle	1	\$ 8.47	\$ 8.47	\$ 101.64
CITY OF COACHELLA	763-041-035	86040	CALLE PIZANO	Trash Service	1	\$ 29.94	\$ 29.94	\$ 359.28
CITY OF COACHELLA	763-041-036	86050	CALLE PIZANO	Trash Service	1	\$ 29.94	\$ 29.94	\$ 359.28
CITY OF COACHELLA	763-041-037	86060	CALLE PIZANO	Trash Service	1	\$ 29.94	\$ 29.94	\$ 359.28
CITY OF COACHELLA	763-041-037	86060	CALLE PIZANO	Additional Trash	1	\$ 8.47	\$ 8.47	\$ 101.64
CITY OF COACHELLA	763-041-038	86070	CALLE PIZANO	Trash Service	1	\$ 29.94	\$ 29.94	\$ 359.28
CITY OF COACHELLA	763-041-039	86080	CORTE STELLA	Trash Service	1	\$ 29.94	\$ 29.94	\$ 359.28
CITY OF COACHELLA	763-041-039	86080	CORTE STELLA	Additional Trash	1	\$ 8.47	\$ 8.47	\$ 101.64
CITY OF COACHELLA	763-041-040	86090	CORTE STELLA	Trash Service	1	\$ 29.94	\$ 29.94	\$ 359.28
CITY OF COACHELLA	763-041-040	86090	CORTE STELLA	Additional Trash	1	\$ 8.47	\$ 8.47	\$ 101.64
CITY OF COACHELLA	763-041-040	86090	CORTE STELLA	Additional Green	1	\$ 8.47	\$ 8.47	\$ 101.64
CITY OF COACHELLA	763-041-041	86100	CORTE STELLA	Trash Service	1	\$ 29.94	\$ 29.94	\$ 359.28
CITY OF COACHELLA	763-041-042	86110	CORTE STELLA	Trash Service	1	\$ 29.94	\$ 29.94	\$ 359.28
CITY OF COACHELLA	763-041-042	86110	CORTE STELLA	Additional Trash	1	\$ 8.47	\$ 8.47	\$ 101.64
CITY OF COACHELLA	763-041-043	86130	CALLE PIZANO	Trash Service	1	\$ 29.94	\$ 29.94	\$ 359.28
CITY OF COACHELLA	763-041-043	86130	CALLE PIZANO	Additional Trash	1	\$ 8.47	\$ 8.47	\$ 101.64
CITY OF COACHELLA	763-041-044	86120	CALLE PIZANO	Trash Service	1	\$ 29.94	\$ 29.94	\$ 359.28
CITY OF COACHELLA	763-042-001	50530	CALLE MENDOZA	Trash Service	1	\$ 29.94	\$ 29.94	\$ 359.28
CITY OF COACHELLA	763-042-002	50550	CALLE MENDOZA	Trash Service	1	\$ 29.94	\$ 29.94	\$ 359.28
CITY OF COACHELLA	763-042-003	50560	CALLE MENDOZA	Trash Service	1	\$ 29.94	\$ 29.94	\$ 359.28
CITY OF COACHELLA	763-042-003	50560	CALLE MENDOZA	Additional Trash	2	\$ 8.47	\$ 16.94	\$ 203.28
CITY OF COACHELLA	763-042-004	50570	CALLE MENDOZA	Trash Service	1	\$ 29.94	\$ 29.94	\$ 359.28
CITY OF COACHELLA	763-042-004	50570	CALLE MENDOZA	Additional Trash	1	\$ 8.47	\$ 8.47	\$ 101.64
CITY OF COACHELLA	763-042-005	50580	CALLE MENDOZA	Trash Service	1	\$ 29.94	\$ 29.94	\$ 359.28
CITY OF COACHELLA	763-042-005	50580	CALLE MENDOZA	Additional Trash	1	\$ 8.47	\$ 8.47	\$ 101.64
CITY OF COACHELLA	763-042-006	50590	CALLE MENDOZA	Trash Service	1	\$ 29.94	\$ 29.94	\$ 359.28
CITY OF COACHELLA	763-042-006	50590	CALLE MENDOZA	Additional Trash	1	\$ 8.47	\$ 8.47	\$ 101.64
CITY OF COACHELLA	763-042-007	50600	CALLE MENDOZA	Trash Service	1	\$ 29.94	\$ 29.94	\$ 359.28

City of Coachella Final 2022-23 Tax File

Customer Name	Parcel #	Address	Street	Service Level	Units	Monthly Rate	Total Montly Rate	Annual Rate
CITY OF COACHELLA	763-042-008	50610	CALLE MENDOZA	Trash Service	1	\$ 29.94	\$ 29.94	\$ 359.28
CITY OF COACHELLA	763-042-008	50610	CALLE MENDOZA	Additional Trash	1	\$ 8.47	\$ 8.47	\$ 101.64
CITY OF COACHELLA	763-042-009	50620	CALLE MENDOZA	Trash Service	1	\$ 29.94	\$ 29.94	\$ 359.28
CITY OF COACHELLA	763-042-009	50620	CALLE MENDOZA	Additional Trash	1	\$ 8.47	\$ 8.47	\$ 101.64
CITY OF COACHELLA	763-042-010	50630	CALLE MENDOZA	Trash Service	1	\$ 29.94	\$ 29.94	\$ 359.28
CITY OF COACHELLA	763-042-011	50640	CALLE MENDOZA	Trash Service	1	\$ 29.94	\$ 29.94	\$ 359.28
CITY OF COACHELLA	763-042-012	50650	CALLE MENDOZA	Trash Service	1	\$ 29.94	\$ 29.94	\$ 359.28
CITY OF COACHELLA	763-042-012	50650	CALLE MENDOZA	Additional Trash	1	\$ 8.47	\$ 8.47	\$ 101.64
CITY OF COACHELLA	763-042-013	50660	CALLE MENDOZA	Trash Service	1	\$ 29.94	\$ 29.94	\$ 359.28
CITY OF COACHELLA	763-042-013	50660	CALLE MENDOZA	Additional Trash	1	\$ 8.47	\$ 8.47	\$ 101.64
CITY OF COACHELLA	763-042-014	50670	CALLE MENDOZA	Trash Service	1	\$ 29.94	\$ 29.94	\$ 359.28
CITY OF COACHELLA	763-042-014	50670	CALLE MENDOZA	Additional Trash	1	\$ 8.47	\$ 8.47	\$ 101.64
CITY OF COACHELLA	763-042-015	50680	CALLE MENDOZA	Trash Service	1	\$ 29.94	\$ 29.94	\$ 359.28
CITY OF COACHELLA	763-042-016	50690	CALLE MENDOZA	Trash Service	1	\$ 29.94	\$ 29.94	\$ 359.28
CITY OF COACHELLA	763-042-016	50690	CALLE MENDOZA	Additional Trash	1	\$ 8.47	\$ 8.47	\$ 101.64
CITY OF COACHELLA	763-042-017	50700	CALLE MENDOZA	Trash Service	1	\$ 29.94	\$ 29.94	\$ 359.28
CITY OF COACHELLA	763-042-018	50720	CALLE MENDOZA	Trash Service	1	\$ 29.94	\$ 29.94	\$ 359.28
CITY OF COACHELLA	763-042-019	50740	CALLE MENDOZA	Trash Service	1	\$ 29.94	\$ 29.94	\$ 359.28
CITY OF COACHELLA	763-042-019	50740	CALLE MENDOZA	Additional Trash	1	\$ 8.47	\$ 8.47	\$ 101.64
CITY OF COACHELLA	763-051-001	50850	TYLER ST	Trash Service	1	\$ 29.94	\$ 29.94	\$ 359.28
CITY OF COACHELLA	763-051-001	50850	TYLER ST	Additional Green	1	\$ 8.47	\$ 8.47	\$ 101.64
CITY OF COACHELLA	763-051-002	86021	CALLE PIZANO	Trash Service	1	\$ 29.94	\$ 29.94	\$ 359.28
CITY OF COACHELLA	763-051-002	86021	CALLE PIZANO	Additional Trash	1	\$ 8.47	\$ 8.47	\$ 101.64
CITY OF COACHELLA	763-051-003	86031	CALLE PIZANO	Trash Service	1	\$ 29.94	\$ 29.94	\$ 359.28
CITY OF COACHELLA	763-051-003	86031	CALLE PIZANO	Additional Trash	3	\$ 8.47	\$ 25.41	\$ 304.92
CITY OF COACHELLA	763-051-004	86041	CALLE PIZANO	Trash Service	1	\$ 29.94	\$ 29.94	\$ 359.28
CITY OF COACHELLA	763-051-005	86051	CALLE PIZANO	Trash Service	1	\$ 29.94	\$ 29.94	\$ 359.28
CITY OF COACHELLA	763-051-005	86051	CALLE PIZANO	Additional Trash	1	\$ 8.47	\$ 8.47	\$ 101.64
CITY OF COACHELLA	763-051-006	86061	CALLE PIZANO	Trash Service	1	\$ 29.94	\$ 29.94	\$ 359.28
CITY OF COACHELLA	763-051-006	86061	CALLE PIZANO	Additional Trash	1	\$ 8.47	\$ 8.47	\$ 101.64
CITY OF COACHELLA	763-051-007	86071	CALLE PIZANO	Trash Service	1	\$ 29.94	\$ 29.94	\$ 359.28
CITY OF COACHELLA	763-051-008	86081	CALLE PIZANO	Trash Service	1	\$ 29.94	\$ 29.94	\$ 359.28
CITY OF COACHELLA	763-051-009	86091	CALLE PIZANO	Trash Service	1	\$ 29.94	\$ 29.94	\$ 359.28
CITY OF COACHELLA	763-051-010	86101	CALLE PIZANO	Trash Service	1	\$ 29.94	\$ 29.94	\$ 359.28
CITY OF COACHELLA	763-051-010	86101	CALLE PIZANO	Additional Trash	1	\$ 8.47	\$ 8.47	\$ 101.64
CITY OF COACHELLA	763-051-011	86111	CALLE PIZANO	Trash Service	1	\$ 29.94	\$ 29.94	\$ 359.28
CITY OF COACHELLA	763-051-011	86111	CALLE PIZANO	Additional Trash	1	\$ 8.47	\$ 8.47	\$ 101.64
CITY OF COACHELLA	763-051-012	86121	CALLE PIZANO	Trash Service	1	\$ 29.94	\$ 29.94	\$ 359.28
CITY OF COACHELLA	763-051-012	86121	CALLE PIZANO	Additional Trash	1	\$ 8.47	\$ 8.47	\$ 101.64
CITY OF COACHELLA	763-051-013	86131	CALLE PIZANO	Trash Service	1	\$ 29.94	\$ 29.94	\$ 359.28

City of Coachella Final 2022-23 Tax File

Customer Name	Parcel #	Address	Street	Service Level	Units	Monthly Rate	Total Montly Rate	Annual Rate
CITY OF COACHELLA	763-051-013	86131	CALLE PIZANO	Additional Trash	1	\$ 8.47	\$ 8.47	\$ 101.64
CITY OF COACHELLA	763-051-014	86141	CALLE PIZANO	Trash Service	1	\$ 29.94	\$ 29.94	\$ 359.28
CITY OF COACHELLA	763-051-014	86141	CALLE PIZANO	Additional Trash	2	\$ 8.47	\$ 16.94	\$ 203.28
CITY OF COACHELLA	763-051-015	50781	CALLE MENDOZA	Trash Service	1	\$ 29.94	\$ 29.94	\$ 359.28
CITY OF COACHELLA	763-051-015	50781	CALLE MENDOZA	Additional Trash	1	\$ 8.47	\$ 8.47	\$ 101.64
CITY OF COACHELLA	763-051-016	50811	CALLE MENDOZA	Trash Service	1	\$ 29.94	\$ 29.94	\$ 359.28
CITY OF COACHELLA	763-051-016	50811	CALLE MENDOZA	Additional Trash	1	\$ 8.47	\$ 8.47	\$ 101.64
CITY OF COACHELLA	763-051-017	50851	CALLE MENDOZA	Trash Service	1	\$ 29.94	\$ 29.94	\$ 359.28
CITY OF COACHELLA	763-051-018	86170	LAS FLORES AVE	Trash Service	1	\$ 29.94	\$ 29.94	\$ 359.28
CITY OF COACHELLA	763-051-018	86170	LAS FLORES AVE	Trash Service	1	\$ 29.94	\$ 29.94	\$ 359.28
CITY OF COACHELLA	763-051-019	86160	LAS FLORES AVE	Trash Service	1	\$ 29.94	\$ 29.94	\$ 359.28
CITY OF COACHELLA	763-051-019	86160	LAS FLORES AVE	Additional Trash	1	\$ 8.47	\$ 8.47	\$ 101.64
CITY OF COACHELLA	763-051-019	86160	LAS FLORES AVE	Trash Service	1	\$ 29.94	\$ 29.94	\$ 359.28
CITY OF COACHELLA	763-051-019	86160	LAS FLORES AVE	Additional Trash	1	\$ 8.47	\$ 8.47	\$ 101.64
CITY OF COACHELLA	763-051-020	86150	LAS FLORES AVE	Trash Service	1	\$ 29.94	\$ 29.94	\$ 359.28
CITY OF COACHELLA	763-051-020	86150	LAS FLORES AVE	Additional Trash	1	\$ 8.47	\$ 8.47	\$ 101.64
CITY OF COACHELLA	763-051-020	86150	LAS FLORES AVE	Trash Service	1	\$ 29.94	\$ 29.94	\$ 359.28
CITY OF COACHELLA	763-051-020	86150	LAS FLORES AVE	Additional Trash	1	\$ 8.47	\$ 8.47	\$ 101.64
CITY OF COACHELLA	763-051-021	86140	LAS FLORES AVE	Trash Service	1	\$ 29.94	\$ 29.94	\$ 359.28
CITY OF COACHELLA	763-051-021	86140	LAS FLORES AVE	Additional Trash	1	\$ 8.47	\$ 8.47	\$ 101.64
CITY OF COACHELLA	763-051-021	86140	LAS FLORES AVE	Trash Service	1	\$ 29.94	\$ 29.94	\$ 359.28
CITY OF COACHELLA	763-051-021	86140	LAS FLORES AVE	Additional Trash	1	\$ 8.47	\$ 8.47	\$ 101.64
CITY OF COACHELLA	763-051-022	86130	LAS FLORES AVE	Trash Service	1	\$ 29.94	\$ 29.94	\$ 359.28
CITY OF COACHELLA	763-051-022	86130	LAS FLORES AVE	Additional Trash	1	\$ 8.47	\$ 8.47	\$ 101.64
CITY OF COACHELLA	763-051-022	86130	LAS FLORES AVE	Trash Service	1	\$ 29.94	\$ 29.94	\$ 359.28
CITY OF COACHELLA	763-051-022	86130	LAS FLORES AVE	Additional Trash	1	\$ 8.47	\$ 8.47	\$ 101.64
CITY OF COACHELLA	763-051-023	86120	LAS FLORES AVE	Trash Service	1	\$ 29.94	\$ 29.94	\$ 359.28
CITY OF COACHELLA	763-051-023	86120	LAS FLORES AVE	Trash Service	1	\$ 29.94	\$ 29.94	\$ 359.28
CITY OF COACHELLA	763-051-024	86110	LAS FLORES AVE	Trash Service	1	\$ 29.94	\$ 29.94	\$ 359.28
CITY OF COACHELLA	763-051-024	86110	LAS FLORES AVE	Additional Trash	1	\$ 8.47	\$ 8.47	\$ 101.64
CITY OF COACHELLA	763-051-024	86110	LAS FLORES AVE	Trash Service	1	\$ 29.94	\$ 29.94	\$ 359.28
CITY OF COACHELLA	763-051-024	86110	LAS FLORES AVE	Additional Trash	1	\$ 8.47	\$ 8.47	\$ 101.64
CITY OF COACHELLA	763-051-025	86100	LAS FLORES AVE	Trash Service	1	\$ 29.94	\$ 29.94	\$ 359.28
CITY OF COACHELLA	763-051-025	86100	LAS FLORES AVE	Trash Service	1	\$ 29.94	\$ 29.94	\$ 359.28
CITY OF COACHELLA	763-051-026	86090	LAS FLORES AVE	Trash Service	1	\$ 29.94	\$ 29.94	\$ 359.28
CITY OF COACHELLA	763-051-026	86090	LAS FLORES AVE	Trash Service	1	\$ 29.94	\$ 29.94	\$ 359.28
CITY OF COACHELLA	763-051-027	86080	LAS FLORES AVE	Trash Service	1	\$ 29.94	\$ 29.94	\$ 359.28
CITY OF COACHELLA	763-051-027	86080	LAS FLORES AVE	Trash Service	1	\$ 29.94	\$ 29.94	\$ 359.28
CITY OF COACHELLA	763-051-028	86070	LAS FLORES AVE	Trash Service	1	\$ 29.94	\$ 29.94	\$ 359.28
CITY OF COACHELLA	763-051-028	86070	LAS FLORES AVE	Additional Trash	1	\$ 8.47	\$ 8.47	\$ 101.64

City of Coachella Final 2022-23 Tax File

Customer Name	Parcel #	Address	Street	Service Level	Units	Monthly Rate	Total Montly Rate	Annual Rate
CITY OF COACHELLA	763-051-028	86070	LAS FLORES AVE	Trash Service	1	\$ 29.94	\$ 29.94	\$ 359.28
CITY OF COACHELLA	763-051-028	86070	LAS FLORES AVE	Additional Trash	1	\$ 8.47	\$ 8.47	\$ 101.64
CITY OF COACHELLA	763-051-029	86060	LAS FLORES AVE	Trash Service	1	\$ 29.94	\$ 29.94	\$ 359.28
CITY OF COACHELLA	763-051-029	86060	LAS FLORES AVE	Trash Service	1	\$ 29.94	\$ 29.94	\$ 359.28
CITY OF COACHELLA	763-051-030	86050	LAS FLORES AVE	Trash Service	1	\$ 29.94	\$ 29.94	\$ 359.28
CITY OF COACHELLA	763-051-030	86050	LAS FLORES AVE	Trash Service	1	\$ 29.94	\$ 29.94	\$ 359.28
CITY OF COACHELLA	763-051-031	86040	LAS FLORES AVE	Trash Service	1	\$ 29.94	\$ 29.94	\$ 359.28
CITY OF COACHELLA	763-051-031	86040	LAS FLORES AVE	Trash Service	1	\$ 29.94	\$ 29.94	\$ 359.28
CITY OF COACHELLA	763-051-032	86030	LAS FLORES AVE	Trash Service	1	\$ 29.94	\$ 29.94	\$ 359.28
CITY OF COACHELLA	763-051-032	86030	LAS FLORES AVE	Additional Trash	1	\$ 8.47	\$ 8.47	\$ 101.64
CITY OF COACHELLA	763-051-032	86030	LAS FLORES AVE	Trash Service	1	\$ 29.94	\$ 29.94	\$ 359.28
CITY OF COACHELLA	763-051-032	86030	LAS FLORES AVE	Additional Trash	1	\$ 8.47	\$ 8.47	\$ 101.64
CITY OF COACHELLA	763-051-033	86020	LAS FLORES AVE	Trash Service	1	\$ 29.94	\$ 29.94	\$ 359.28
CITY OF COACHELLA	763-051-033	86020	LAS FLORES AVE	Additional Trash	1	\$ 8.47	\$ 8.47	\$ 101.64
CITY OF COACHELLA	763-051-033	86020	LAS FLORES AVE	Trash Service	1	\$ 29.94	\$ 29.94	\$ 359.28
CITY OF COACHELLA	763-051-033	86020	LAS FLORES AVE	Additional Trash	1	\$ 8.47	\$ 8.47	\$ 101.64
CITY OF COACHELLA	763-051-034	86010	LAS FLORES AVE	Trash Service	1	\$ 29.94	\$ 29.94	\$ 359.28
CITY OF COACHELLA	763-051-034	86010	LAS FLORES AVE	Additional Trash	1	\$ 8.47	\$ 8.47	\$ 101.64
CITY OF COACHELLA	763-052-001	50760	CALLE MENDOZA	Trash Service	1	\$ 29.94	\$ 29.94	\$ 359.28
CITY OF COACHELLA	763-052-001	50760	CALLE MENDOZA	Additional Trash	1	\$ 8.47	\$ 8.47	\$ 101.64
CITY OF COACHELLA	763-052-002	50780	CALLE MENDOZA	Trash Service	1	\$ 29.94	\$ 29.94	\$ 359.28
CITY OF COACHELLA	763-052-002	50780	CALLE MENDOZA	Additional Trash	1	\$ 8.47	\$ 8.47	\$ 101.64
CITY OF COACHELLA	763-052-003	50800	CALLE MENDOZA	Trash Service	1	\$ 29.94	\$ 29.94	\$ 359.28
CITY OF COACHELLA	763-052-004	50820	CALLE MENDOZA	Trash Service	1	\$ 29.94	\$ 29.94	\$ 359.28
CITY OF COACHELLA	763-052-004	50820	CALLE MENDOZA	Additional Trash	1	\$ 8.47	\$ 8.47	\$ 101.64
CITY OF COACHELLA	763-052-005	50850	CALLE MENDOZA	Trash Service	2	\$ 29.94	\$ 59.88	\$ 718.56
CITY OF COACHELLA	763-052-006	50880	CALLE MENDOZA	Trash Service	1	\$ 29.94	\$ 29.94	\$ 359.28
CITY OF COACHELLA	763-052-006	50880	CALLE MENDOZA	Additional Trash	1	\$ 8.47	\$ 8.47	\$ 101.64
CITY OF COACHELLA	763-052-007	86190	LAS FLORES AVE	Trash Service	1	\$ 29.94	\$ 29.94	\$ 359.28
CITY OF COACHELLA	763-052-007	86190	LAS FLORES AVE	Additional Trash	2	\$ 8.47	\$ 16.94	\$ 203.28
CITY OF COACHELLA	763-052-007	86190	LAS FLORES AVE	Trash Service	1	\$ 29.94	\$ 29.94	\$ 359.28
CITY OF COACHELLA	763-052-007	86190	LAS FLORES AVE	Additional Trash	2	\$ 8.47	\$ 16.94	\$ 203.28
CITY OF COACHELLA	763-052-008	86200	LAS FLORES AVE	Trash Service	1	\$ 29.94	\$ 29.94	\$ 359.28
CITY OF COACHELLA	763-052-008	86200	LAS FLORES AVE	Trash Service	1	\$ 29.94	\$ 29.94	\$ 359.28
CITY OF COACHELLA	763-053-001	86011	LAS FLORES AVE	Trash Service	1	\$ 29.94	\$ 29.94	\$ 359.28
CITY OF COACHELLA	763-053-001	86011	LAS FLORES AVE	Trash Service	1	\$ 29.94	\$ 29.94	\$ 359.28
CITY OF COACHELLA	763-053-002	86021	LAS FLORES AVE	Trash Service	1	\$ 29.94	\$ 29.94	\$ 359.28
CITY OF COACHELLA	763-053-002	86021	LAS FLORES AVE	Trash Service	1	\$ 29.94	\$ 29.94	\$ 359.28
CITY OF COACHELLA	763-053-003	86031	LAS FLORES AVE	Trash Service	1	\$ 29.94	\$ 29.94	\$ 359.28
CITY OF COACHELLA	763-053-003	86031	LAS FLORES AVE	Additional Trash	1	\$ 8.47	\$ 8.47	\$ 101.64

City of Coachella Final 2022-23 Tax File

Customer Name	Parcel #	Address	Street	Service Level	Units	Monthly Rate	Total Montly Rate	Annual Rate
CITY OF COACHELLA	763-053-014	86151	LAS FLORES AVE	Trash Service	1	\$ 29.94	\$ 29.94	\$ 359.28
CITY OF COACHELLA	763-053-014	86151	LAS FLORES AVE	Additional Trash	1	\$ 8.47	\$ 8.47	\$ 101.64
CITY OF COACHELLA	763-053-015	86161	LAS FLORES AVE	Trash Service	1	\$ 29.94	\$ 29.94	\$ 359.28
CITY OF COACHELLA	763-053-015	86161	LAS FLORES AVE	Additional Trash	1	\$ 8.47	\$ 8.47	\$ 101.64
CITY OF COACHELLA	763-053-015	86161	LAS FLORES AVE	Trash Service	1	\$ 29.94	\$ 29.94	\$ 359.28
CITY OF COACHELLA	763-053-015	86161	LAS FLORES AVE	Additional Trash	1	\$ 8.47	\$ 8.47	\$ 101.64
CITY OF COACHELLA	763-053-016	86171	LAS FLORES AVE	Trash Service	1	\$ 29.94	\$ 29.94	\$ 359.28
CITY OF COACHELLA	763-053-016	86171	LAS FLORES AVE	Trash Service	1	\$ 29.94	\$ 29.94	\$ 359.28
CITY OF COACHELLA	763-053-017	86181	LAS FLORES AVE	Trash Service	1	\$ 29.94	\$ 29.94	\$ 359.28
CITY OF COACHELLA	763-053-017	86181	LAS FLORES AVE	Trash Service	1	\$ 29.94	\$ 29.94	\$ 359.28
CITY OF COACHELLA	763-053-018	86191	LAS FLORES AVE	Trash Service	1	\$ 29.94	\$ 29.94	\$ 359.28
CITY OF COACHELLA	763-053-018	86191	LAS FLORES AVE	Additional Trash	1	\$ 8.47	\$ 8.47	\$ 101.64
CITY OF COACHELLA	763-053-018	86191	LAS FLORES AVE	Trash Service	1	\$ 29.94	\$ 29.94	\$ 359.28
CITY OF COACHELLA	763-053-018	86191	LAS FLORES AVE	Additional Trash	1	\$ 8.47	\$ 8.47	\$ 101.64
CITY OF COACHELLA	763-053-019	86201	LAS FLORES AVE	Trash Service	1	\$ 29.94	\$ 29.94	\$ 359.28
CITY OF COACHELLA	763-053-019	86201	LAS FLORES AVE	Additional Green	1	\$ 8.47	\$ 8.47	\$ 101.64
CITY OF COACHELLA	763-053-019	86201	LAS FLORES AVE	Trash Service	1	\$ 29.94	\$ 29.94	\$ 359.28
CITY OF COACHELLA	763-053-019	86201	LAS FLORES AVE	Additional Green	1	\$ 8.47	\$ 8.47	\$ 101.64
CITY OF COACHELLA	763-141-004	53480	TYLER ST	Trash Service	1	\$ 29.94	\$ 29.94	\$ 359.28
CITY OF COACHELLA	763-141-016	86120	TYLER LANE	Trash Service	1	\$ 29.94	\$ 29.94	\$ 359.28
CITY OF COACHELLA	763-411-001	51927	LA PONDEROSA DR	Trash Service	1	\$ 29.94	\$ 29.94	\$ 359.28
CITY OF COACHELLA	763-411-001	51927	LA PONDEROSA DR	Additional Trash	1	\$ 8.47	\$ 8.47	\$ 101.64
CITY OF COACHELLA	763-411-001	51927	LA PONDEROSA DR	Trash Service	1	\$ 29.94	\$ 29.94	\$ 359.28
CITY OF COACHELLA	763-411-001	51927	LA PONDEROSA DR	Additional Trash	1	\$ 8.47	\$ 8.47	\$ 101.64
CITY OF COACHELLA	763-411-002	51951	LA PONDEROSA DR	Trash Service	1	\$ 29.94	\$ 29.94	\$ 359.28
CITY OF COACHELLA	763-411-002	51951	LA PONDEROSA DR	Additional Trash	1	\$ 8.47	\$ 8.47	\$ 101.64
CITY OF COACHELLA	763-411-002	51951	LA PONDEROSA DR	Trash Service	1	\$ 29.94	\$ 29.94	\$ 359.28
CITY OF COACHELLA	763-411-002	51951	LA PONDEROSA DR	Additional Trash	1	\$ 8.47	\$ 8.47	\$ 101.64
CITY OF COACHELLA	763-411-003	51975	LA PONDEROSA DR	Trash Service	1	\$ 29.94	\$ 29.94	\$ 359.28
CITY OF COACHELLA	763-411-003	51975	LA PONDEROSA DR	Trash Service	1	\$ 29.94	\$ 29.94	\$ 359.28
CITY OF COACHELLA	763-412-002	86705	NAOMI CT	Trash Service	1	\$ 29.94	\$ 29.94	\$ 359.28
CITY OF COACHELLA	763-412-003	86717	NAOMI CT	Trash Service	1	\$ 29.94	\$ 29.94	\$ 359.28
CITY OF COACHELLA	763-412-004	86729	NAOMI CT	Trash Service	1	\$ 29.94	\$ 29.94	\$ 359.28
CITY OF COACHELLA	763-412-005	86741	NAOMI CT	Trash Service	1	\$ 29.94	\$ 29.94	\$ 359.28
CITY OF COACHELLA	763-412-006	86753	NAOMI CT	Trash Service	1	\$ 29.94	\$ 29.94	\$ 359.28
CITY OF COACHELLA	763-412-007	86765	NAOMI CT	Trash Service	1	\$ 29.94	\$ 29.94	\$ 359.28
CITY OF COACHELLA	763-412-007	86765	NAOMI CT	Additional Trash	1	\$ 8.47	\$ 8.47	\$ 101.64
CITY OF COACHELLA	763-412-008	86777	NAOMI CT	Trash Service	1	\$ 29.94	\$ 29.94	\$ 359.28
CITY OF COACHELLA	763-412-008	86777	NAOMI CT	Additional Trash	1	\$ 8.47	\$ 8.47	\$ 101.64
CITY OF COACHELLA	763-412-009	86789	NAOMI CT	Trash Service	1	\$ 29.94	\$ 29.94	\$ 359.28

City of Coachella Final 2022-23 Tax File

Customer Name	Parcel #	Address	Street	Service Level	Units	Monthly Rate	Total Montly Rate	Annual Rate
CITY OF COACHELLA	763-412-009	86789	NAOMI CT	Additional Trash	1	\$ 8.47	\$ 8.47	\$ 101.64
CITY OF COACHELLA	763-412-010	86788	NAOMI CT	Trash Service	1	\$ 29.94	\$ 29.94	\$ 359.28
CITY OF COACHELLA	763-412-010	86788	NAOMI CT	Additional Trash	1	\$ 8.47	\$ 8.47	\$ 101.64
CITY OF COACHELLA	763-412-011	86776	NAOMI CT	Trash Service	1	\$ 29.94	\$ 29.94	\$ 359.28
CITY OF COACHELLA	763-412-011	86776	NAOMI CT	Additional Trash	1	\$ 8.47	\$ 8.47	\$ 101.64
CITY OF COACHELLA	763-412-012	86764	NAOMI CT	Trash Service	1	\$ 29.94	\$ 29.94	\$ 359.28
CITY OF COACHELLA	763-412-012	86764	NAOMI CT	Additional Trash	1	\$ 8.47	\$ 8.47	\$ 101.64
CITY OF COACHELLA	763-412-013	86752	NAOMI CT	Trash Service	1	\$ 29.94	\$ 29.94	\$ 359.28
CITY OF COACHELLA	763-412-014	86751	ROMUALDA CT	Trash Service	1	\$ 29.94	\$ 29.94	\$ 359.28
CITY OF COACHELLA	763-412-015	86763	ROMUALDA CT	Trash Service	1	\$ 29.94	\$ 29.94	\$ 359.28
CITY OF COACHELLA	763-412-015	86763	ROMUALDA CT	Additional Green	1	\$ 8.47	\$ 8.47	\$ 101.64
CITY OF COACHELLA	763-412-016	86775	ROMUALDA CT	Trash Service	1	\$ 29.94	\$ 29.94	\$ 359.28
CITY OF COACHELLA	763-412-016	86775	ROMUALDA CT	Additional Trash	1	\$ 8.47	\$ 8.47	\$ 101.64
CITY OF COACHELLA	763-412-017	86787	ROMUALDA CT	Trash Service	1	\$ 29.94	\$ 29.94	\$ 359.28
CITY OF COACHELLA	763-412-017	86787	ROMUALDA CT	Additional Trash	1	\$ 8.47	\$ 8.47	\$ 101.64
CITY OF COACHELLA	763-412-018	86786	ROMUALDA CT	Trash Service	1	\$ 29.94	\$ 29.94	\$ 359.28
CITY OF COACHELLA	763-412-018	86786	ROMUALDA CT	Additional Trash	1	\$ 8.47	\$ 8.47	\$ 101.64
CITY OF COACHELLA	763-412-019	86774	ROMUALDA CT	Trash Service	1	\$ 29.94	\$ 29.94	\$ 359.28
CITY OF COACHELLA	763-412-020	86762	ROMUALDA CT	Trash Service	1	\$ 29.94	\$ 29.94	\$ 359.28
CITY OF COACHELLA	763-412-020	86762	ROMUALDA CT	Additional Trash	1	\$ 8.47	\$ 8.47	\$ 101.64
CITY OF COACHELLA	763-412-021	86750	ROMUALDA CT	Trash Service	1	\$ 29.94	\$ 29.94	\$ 359.28
CITY OF COACHELLA	763-412-021	86750	ROMUALDA CT	Additional Trash	1	\$ 8.47	\$ 8.47	\$ 101.64
CITY OF COACHELLA	763-412-022	86755	ORTIZ ST	Trash Service	1	\$ 29.94	\$ 29.94	\$ 359.28
CITY OF COACHELLA	763-412-022	86755	ORTIZ ST	Additional Trash	1	\$ 8.47	\$ 8.47	\$ 101.64
CITY OF COACHELLA	763-412-023	86767	ORTIZ ST	Trash Service	1	\$ 29.94	\$ 29.94	\$ 359.28
CITY OF COACHELLA	763-412-024	86779	ORTIZ ST	Trash Service	1	\$ 29.94	\$ 29.94	\$ 359.28
CITY OF COACHELLA	763-412-024	86779	ORTIZ ST	Additional Trash	1	\$ 8.47	\$ 8.47	\$ 101.64
CITY OF COACHELLA	763-412-025	86791	ORTIZ ST	Trash Service	1	\$ 29.94	\$ 29.94	\$ 359.28
CITY OF COACHELLA	763-412-026	86803	ORTIZ ST	Trash Service	1	\$ 29.94	\$ 29.94	\$ 359.28
CITY OF COACHELLA	763-412-026	86803	ORTIZ ST	Additional Trash	1	\$ 8.47	\$ 8.47	\$ 101.64
CITY OF COACHELLA	763-412-026	86803	ORTIZ ST	Additional Recycle	1	\$ 8.47	\$ 8.47	\$ 101.64
CITY OF COACHELLA	763-412-027	51841	LA HERNANDEZ ST	Trash Service	1	\$ 29.94	\$ 29.94	\$ 359.28
CITY OF COACHELLA	763-412-027	51841	LA HERNANDEZ ST	Trash Service	1	\$ 29.94	\$ 29.94	\$ 359.28
CITY OF COACHELLA	763-412-028	51863	LA HERNANDEZ ST	Trash Service	1	\$ 29.94	\$ 29.94	\$ 359.28
CITY OF COACHELLA	763-412-028	51863	LA HERNANDEZ ST	Additional Trash	1	\$ 8.47	\$ 8.47	\$ 101.64
CITY OF COACHELLA	763-412-028	51863	LA HERNANDEZ ST	Trash Service	1	\$ 29.94	\$ 29.94	\$ 359.28
CITY OF COACHELLA	763-412-028	51863	LA HERNANDEZ ST	Additional Trash	1	\$ 8.47	\$ 8.47	\$ 101.64
CITY OF COACHELLA	763-412-029	51865	LA HERNANDEZ ST	Trash Service	1	\$ 29.94	\$ 29.94	\$ 359.28
CITY OF COACHELLA	763-412-029	51865	LA HERNANDEZ ST	Trash Service	1	\$ 29.94	\$ 29.94	\$ 359.28
CITY OF COACHELLA	763-412-031	51889	LA HERNANDEZ ST	Trash Service	1	\$ 29.94	\$ 29.94	\$ 359.28

City of Coachella Final 2022-23 Tax File

Customer Name	Parcel #	Address	Street	Service Level	Units	Monthly Rate	Total Montly Rate	Annual Rate
CITY OF COACHELLA	763-412-031	51889	LA HERNANDEZ ST	Trash Service	1	\$ 29.94	\$ 29.94	\$ 359.28
CITY OF COACHELLA	763-412-032	51901	LA HERNANDEZ ST	Trash Service	1	\$ 29.94	\$ 29.94	\$ 359.28
CITY OF COACHELLA	763-412-032	51901	LA HERNANDEZ ST	Trash Service	1	\$ 29.94	\$ 29.94	\$ 359.28
CITY OF COACHELLA	763-412-033	51913	LA HERNANDEZ ST	Trash Service	1	\$ 29.94	\$ 29.94	\$ 359.28
CITY OF COACHELLA	763-412-033	51913	LA HERNANDEZ ST	Additional Trash	1	\$ 8.47	\$ 8.47	\$ 101.64
CITY OF COACHELLA	763-412-033	51913	LA HERNANDEZ ST	Trash Service	1	\$ 29.94	\$ 29.94	\$ 359.28
CITY OF COACHELLA	763-412-033	51913	LA HERNANDEZ ST	Additional Trash	1	\$ 8.47	\$ 8.47	\$ 101.64
CITY OF COACHELLA	763-412-034	51925	LA HERNANDEZ ST	Trash Service	1	\$ 29.94	\$ 29.94	\$ 359.28
CITY OF COACHELLA	763-412-034	51925	LA HERNANDEZ ST	Trash Service	1	\$ 29.94	\$ 29.94	\$ 359.28
CITY OF COACHELLA	763-412-035	51937	LA HERNANDEZ ST	Trash Service	1	\$ 29.94	\$ 29.94	\$ 359.28
CITY OF COACHELLA	763-412-035	51937	LA HERNANDEZ ST	Additional Trash	1	\$ 8.47	\$ 8.47	\$ 101.64
CITY OF COACHELLA	763-412-035	51937	LA HERNANDEZ ST	Trash Service	1	\$ 29.94	\$ 29.94	\$ 359.28
CITY OF COACHELLA	763-412-035	51937	LA HERNANDEZ ST	Additional Trash	1	\$ 8.47	\$ 8.47	\$ 101.64
CITY OF COACHELLA	763-412-036	51949	LA HERNANDEZ ST	Trash Service	1	\$ 29.94	\$ 29.94	\$ 359.28
CITY OF COACHELLA	763-412-036	51949	LA HERNANDEZ ST	Trash Service	1	\$ 29.94	\$ 29.94	\$ 359.28
CITY OF COACHELLA	763-412-037	51961	LA HERNANDEZ ST	Trash Service	1	\$ 29.94	\$ 29.94	\$ 359.28
CITY OF COACHELLA	763-412-037	51961	LA HERNANDEZ ST	Trash Service	1	\$ 29.94	\$ 29.94	\$ 359.28
CITY OF COACHELLA	763-412-038	51973	LA HERNANDEZ ST	Trash Service	1	\$ 29.94	\$ 29.94	\$ 359.28
CITY OF COACHELLA	763-412-038	51973	LA HERNANDEZ ST	Additional Trash	1	\$ 8.47	\$ 8.47	\$ 101.64
CITY OF COACHELLA	763-412-038	51973	LA HERNANDEZ ST	Trash Service	1	\$ 29.94	\$ 29.94	\$ 359.28
CITY OF COACHELLA	763-412-038	51973	LA HERNANDEZ ST	Additional Trash	1	\$ 8.47	\$ 8.47	\$ 101.64
CITY OF COACHELLA	763-413-002	51880	LA HERNANDEZ ST	Trash Service	1	\$ 29.94	\$ 29.94	\$ 359.28
CITY OF COACHELLA	763-413-002	51880	LA HERNANDEZ ST	Trash Service	1	\$ 29.94	\$ 29.94	\$ 359.28
CITY OF COACHELLA	763-413-003	51856	LA HERNANDEZ ST	Trash Service	1	\$ 29.94	\$ 29.94	\$ 359.28
CITY OF COACHELLA	763-413-003	51856	LA HERNANDEZ ST	Trash Service	1	\$ 29.94	\$ 29.94	\$ 359.28
CITY OF COACHELLA	763-413-004	51832	LA HERNANDEZ ST	Trash Service	1	\$ 29.94	\$ 29.94	\$ 359.28
CITY OF COACHELLA	763-413-004	51832	LA HERNANDEZ ST	Additional Trash	1	\$ 8.47	\$ 8.47	\$ 101.64
CITY OF COACHELLA	763-413-004	51832	LA HERNANDEZ ST	Trash Service	1	\$ 29.94	\$ 29.94	\$ 359.28
CITY OF COACHELLA	763-413-004	51832	LA HERNANDEZ ST	Additional Trash	1	\$ 8.47	\$ 8.47	\$ 101.64
CITY OF COACHELLA	763-413-005	51808	LA HERNANDEZ ST	Trash Service	1	\$ 29.94	\$ 29.94	\$ 359.28
CITY OF COACHELLA	763-413-005	51808	LA HERNANDEZ ST	Additional Trash	1	\$ 8.47	\$ 8.47	\$ 101.64
CITY OF COACHELLA	763-413-005	51808	LA HERNANDEZ ST	Trash Service	1	\$ 29.94	\$ 29.94	\$ 359.28
CITY OF COACHELLA	763-413-005	51808	LA HERNANDEZ ST	Additional Trash	1	\$ 8.47	\$ 8.47	\$ 101.64
CITY OF COACHELLA	763-413-006	51784	LA HERNANDEZ ST	Trash Service	1	\$ 29.94	\$ 29.94	\$ 359.28
CITY OF COACHELLA	763-413-006	51784	LA HERNANDEZ ST	Trash Service	1	\$ 29.94	\$ 29.94	\$ 359.28
CITY OF COACHELLA	763-413-007	51760	LA HERNANDEZ ST	Trash Service	1	\$ 29.94	\$ 29.94	\$ 359.28
CITY OF COACHELLA	763-413-007	51760	LA HERNANDEZ ST	Trash Service	1	\$ 29.94	\$ 29.94	\$ 359.28
CITY OF COACHELLA	763-413-008	51736	LA HERNANDEZ ST	Trash Service	1	\$ 29.94	\$ 29.94	\$ 359.28
CITY OF COACHELLA	763-413-008	51736	LA HERNANDEZ ST	Additional Trash	1	\$ 8.47	\$ 8.47	\$ 101.64
CITY OF COACHELLA	763-413-008	51736	LA HERNANDEZ ST	Trash Service	1	\$ 29.94	\$ 29.94	\$ 359.28

City of Coachella Final 2022-23 Tax File

Customer Name	Parcel #	Address	Street	Service Level	Units	Monthly Rate	Total Montly Rate	Annual Rate
CITY OF COACHELLA	763-413-008	51736	LA HERNANDEZ ST	Additional Trash	1	\$ 8.47	\$ 8.47	\$ 101.64
CITY OF COACHELLA	763-413-009	51712	LA HERNANDEZ ST	Trash Service	1	\$ 29.94	\$ 29.94	\$ 359.28
CITY OF COACHELLA	763-413-009	51712	LA HERNANDEZ ST	Trash Service	1	\$ 29.94	\$ 29.94	\$ 359.28
CITY OF COACHELLA	763-413-010	51688	LA HERNANDEZ ST	Trash Service	1	\$ 29.94	\$ 29.94	\$ 359.28
CITY OF COACHELLA	763-413-010	51688	LA HERNANDEZ ST	Additional Trash	1	\$ 8.47	\$ 8.47	\$ 101.64
CITY OF COACHELLA	763-413-010	51688	LA HERNANDEZ ST	Additional Recycle	1	\$ 8.47	\$ 8.47	\$ 101.64
CITY OF COACHELLA	763-413-010	51688	LA HERNANDEZ ST	Trash Service	1	\$ 29.94	\$ 29.94	\$ 359.28
CITY OF COACHELLA	763-413-010	51688	LA HERNANDEZ ST	Additional Trash	1	\$ 8.47	\$ 8.47	\$ 101.64
CITY OF COACHELLA	763-413-010	51688	LA HERNANDEZ ST	Additional Recycle	1	\$ 8.47	\$ 8.47	\$ 101.64
CITY OF COACHELLA	763-413-011	51664	LA HERNANDEZ ST	Trash Service	1	\$ 29.94	\$ 29.94	\$ 359.28
CITY OF COACHELLA	763-413-011	51664	LA HERNANDEZ ST	Trash Service	1	\$ 29.94	\$ 29.94	\$ 359.28
CITY OF COACHELLA	763-413-012	51640	LA HERNANDEZ ST	Trash Service	1	\$ 29.94	\$ 29.94	\$ 359.28
CITY OF COACHELLA	763-413-012	51640	LA HERNANDEZ ST	Additional Trash	1	\$ 8.47	\$ 8.47	\$ 101.64
CITY OF COACHELLA	763-413-012	51640	LA HERNANDEZ ST	Trash Service	1	\$ 29.94	\$ 29.94	\$ 359.28
CITY OF COACHELLA	763-413-012	51640	LA HERNANDEZ ST	Additional Trash	1	\$ 8.47	\$ 8.47	\$ 101.64
CITY OF COACHELLA	763-413-013	51616	LA HERNANDEZ ST	Trash Service	1	\$ 29.94	\$ 29.94	\$ 359.28
CITY OF COACHELLA	763-413-013	51616	LA HERNANDEZ ST	Trash Service	1	\$ 29.94	\$ 29.94	\$ 359.28
CITY OF COACHELLA	763-413-014	51592	LA HERNANDEZ ST	Trash Service	1	\$ 29.94	\$ 29.94	\$ 359.28
CITY OF COACHELLA	763-413-014	51592	LA HERNANDEZ ST	Additional Trash	1	\$ 8.47	\$ 8.47	\$ 101.64
CITY OF COACHELLA	763-413-014	51592	LA HERNANDEZ ST	Trash Service	1	\$ 29.94	\$ 29.94	\$ 359.28
CITY OF COACHELLA	763-413-014	51592	LA HERNANDEZ ST	Additional Trash	1	\$ 8.47	\$ 8.47	\$ 101.64
CITY OF COACHELLA	763-413-015	51568	LA HERNANDEZ ST	Trash Service	1	\$ 29.94	\$ 29.94	\$ 359.28
CITY OF COACHELLA	763-413-015	51568	LA HERNANDEZ ST	Trash Service	1	\$ 29.94	\$ 29.94	\$ 359.28
CITY OF COACHELLA	763-413-016	51544	LA HERNANDEZ ST	Trash Service	1	\$ 29.94	\$ 29.94	\$ 359.28
CITY OF COACHELLA	763-413-016	51544	LA HERNANDEZ ST	Additional Trash	1	\$ 8.47	\$ 8.47	\$ 101.64
CITY OF COACHELLA	763-413-016	51544	LA HERNANDEZ ST	Trash Service	1	\$ 29.94	\$ 29.94	\$ 359.28
CITY OF COACHELLA	763-413-016	51544	LA HERNANDEZ ST	Additional Trash	1	\$ 8.47	\$ 8.47	\$ 101.64
CITY OF COACHELLA	763-413-017	51520	LA HERNANDEZ ST	Trash Service	1	\$ 29.94	\$ 29.94	\$ 359.28
CITY OF COACHELLA	763-413-017	51520	LA HERNANDEZ ST	Additional Trash	1	\$ 8.47	\$ 8.47	\$ 101.64
CITY OF COACHELLA	763-413-017	51520	LA HERNANDEZ ST	Trash Service	1	\$ 29.94	\$ 29.94	\$ 359.28
CITY OF COACHELLA	763-413-017	51520	LA HERNANDEZ ST	Additional Trash	1	\$ 8.47	\$ 8.47	\$ 101.64
CITY OF COACHELLA	763-414-001	51805	PEREZ ST	Trash Service	1	\$ 29.94	\$ 29.94	\$ 359.28
CITY OF COACHELLA	763-414-002	51817	PEREZ ST	Trash Service	1	\$ 29.94	\$ 29.94	\$ 359.28
CITY OF COACHELLA	763-414-002	51817	PEREZ ST	Additional Trash	1	\$ 8.47	\$ 8.47	\$ 101.64
CITY OF COACHELLA	763-414-003	51829	PEREZ ST	Trash Service	1	\$ 29.94	\$ 29.94	\$ 359.28
CITY OF COACHELLA	763-414-004	51841	PEREZ ST	Trash Service	1	\$ 29.94	\$ 29.94	\$ 359.28
CITY OF COACHELLA	763-414-005	51853	PEREZ ST	Trash Service	1	\$ 29.94	\$ 29.94	\$ 359.28
CITY OF COACHELLA	763-414-006	51865	PEREZ ST	Trash Service	1	\$ 29.94	\$ 29.94	\$ 359.28
CITY OF COACHELLA	763-414-007	51877	PEREZ ST	Trash Service	1	\$ 29.94	\$ 29.94	\$ 359.28
CITY OF COACHELLA	763-414-008	51889	PEREZ ST	Trash Service	1	\$ 29.94	\$ 29.94	\$ 359.28

City of Coachella Final 2022-23 Tax File

Customer Name	Parcel #	Address	Street	Service Level	Units	Monthly Rate	Total Montly Rate	Annual Rate
CITY OF COACHELLA	763-414-008	51889	PEREZ ST	Additional Green	1	\$ 8.47	\$ 8.47	\$ 101.64
CITY OF COACHELLA	763-414-009	51901	PEREZ ST	Trash Service	1	\$ 29.94	\$ 29.94	\$ 359.28
CITY OF COACHELLA	763-414-009	51901	PEREZ ST	Additional Trash	1	\$ 8.47	\$ 8.47	\$ 101.64
CITY OF COACHELLA	763-421-001	51496	LA HERNANDEZ ST	Trash Service	1	\$ 29.94	\$ 29.94	\$ 359.28
CITY OF COACHELLA	763-421-001	51496	LA HERNANDEZ ST	Additional Trash	1	\$ 8.47	\$ 8.47	\$ 101.64
CITY OF COACHELLA	763-421-001	51496	LA HERNANDEZ ST	Trash Service	1	\$ 29.94	\$ 29.94	\$ 359.28
CITY OF COACHELLA	763-421-001	51496	LA HERNANDEZ ST	Additional Trash	1	\$ 8.47	\$ 8.47	\$ 101.64
CITY OF COACHELLA	763-421-002	51472	LA HERNANDEZ ST	Trash Service	1	\$ 29.94	\$ 29.94	\$ 359.28
CITY OF COACHELLA	763-421-002	51472	LA HERNANDEZ ST	Trash Service	1	\$ 29.94	\$ 29.94	\$ 359.28
CITY OF COACHELLA	763-421-003	51448	LA HERNANDEZ ST	Trash Service	1	\$ 29.94	\$ 29.94	\$ 359.28
CITY OF COACHELLA	763-421-003	51448	LA HERNANDEZ ST	Trash Service	1	\$ 29.94	\$ 29.94	\$ 359.28
CITY OF COACHELLA	763-421-004	51424	LA HERNANDEZ ST	Trash Service	1	\$ 29.94	\$ 29.94	\$ 359.28
CITY OF COACHELLA	763-421-004	51424	LA HERNANDEZ ST	Trash Service	1	\$ 29.94	\$ 29.94	\$ 359.28
CITY OF COACHELLA	763-421-005	51400	LA HERNANDEZ ST	Trash Service	1	\$ 29.94	\$ 29.94	\$ 359.28
CITY OF COACHELLA	763-421-005	51400	LA HERNANDEZ ST	Additional Trash	1	\$ 8.47	\$ 8.47	\$ 101.64
CITY OF COACHELLA	763-421-005	51400	LA HERNANDEZ ST	Trash Service	1	\$ 29.94	\$ 29.94	\$ 359.28
CITY OF COACHELLA	763-421-005	51400	LA HERNANDEZ ST	Additional Trash	1	\$ 8.47	\$ 8.47	\$ 101.64
CITY OF COACHELLA	763-421-006	51376	LA HERNANDEZ ST	Trash Service	1	\$ 29.94	\$ 29.94	\$ 359.28
CITY OF COACHELLA	763-421-006	51376	LA HERNANDEZ ST	Additional Trash	1	\$ 8.47	\$ 8.47	\$ 101.64
CITY OF COACHELLA	763-421-006	51376	LA HERNANDEZ ST	Trash Service	1	\$ 29.94	\$ 29.94	\$ 359.28
CITY OF COACHELLA	763-421-006	51376	LA HERNANDEZ ST	Additional Trash	1	\$ 8.47	\$ 8.47	\$ 101.64
CITY OF COACHELLA	763-421-007	51352	LA HERNANDEZ ST	Trash Service	1	\$ 29.94	\$ 29.94	\$ 359.28
CITY OF COACHELLA	763-421-007	51352	LA HERNANDEZ ST	Additional Trash	1	\$ 8.47	\$ 8.47	\$ 101.64
CITY OF COACHELLA	763-421-007	51352	LA HERNANDEZ ST	Trash Service	1	\$ 29.94	\$ 29.94	\$ 359.28
CITY OF COACHELLA	763-421-007	51352	LA HERNANDEZ ST	Additional Trash	1	\$ 8.47	\$ 8.47	\$ 101.64
CITY OF COACHELLA	763-421-008	51328	LA HERNANDEZ ST	Trash Service	1	\$ 29.94	\$ 29.94	\$ 359.28
CITY OF COACHELLA	763-421-008	51328	LA HERNANDEZ ST	Additional Trash	1	\$ 8.47	\$ 8.47	\$ 101.64
CITY OF COACHELLA	763-421-008	51328	LA HERNANDEZ ST	Trash Service	1	\$ 29.94	\$ 29.94	\$ 359.28
CITY OF COACHELLA	763-421-008	51328	LA HERNANDEZ ST	Additional Trash	1	\$ 8.47	\$ 8.47	\$ 101.64
CITY OF COACHELLA	763-421-009	51304	LA HERNANDEZ ST	Trash Service	1	\$ 29.94	\$ 29.94	\$ 359.28
CITY OF COACHELLA	763-421-009	51304	LA HERNANDEZ ST	Additional Trash	1	\$ 8.47	\$ 8.47	\$ 101.64
CITY OF COACHELLA	763-421-009	51304	LA HERNANDEZ ST	Trash Service	1	\$ 29.94	\$ 29.94	\$ 359.28
CITY OF COACHELLA	763-421-009	51304	LA HERNANDEZ ST	Additional Trash	1	\$ 8.47	\$ 8.47	\$ 101.64
CITY OF COACHELLA	763-421-010	51280	LA HERNANDEZ ST	Trash Service	1	\$ 29.94	\$ 29.94	\$ 359.28
CITY OF COACHELLA	763-421-010	51280	LA HERNANDEZ ST	Trash Service	1	\$ 29.94	\$ 29.94	\$ 359.28
CITY OF COACHELLA	763-421-011	51256	LA HERNANDEZ ST	Trash Service	1	\$ 29.94	\$ 29.94	\$ 359.28
CITY OF COACHELLA	763-421-011	51256	LA HERNANDEZ ST	Trash Service	1	\$ 29.94	\$ 29.94	\$ 359.28
CITY OF COACHELLA	763-421-012	51232	LA HERNANDEZ ST	Trash Service	1	\$ 29.94	\$ 29.94	\$ 359.28
CITY OF COACHELLA	763-421-012	51232	LA HERNANDEZ ST	Trash Service	1	\$ 29.94	\$ 29.94	\$ 359.28
CITY OF COACHELLA	763-421-013	51208	LA HERNANDEZ ST	Trash Service	1	\$ 29.94	\$ 29.94	\$ 359.28

City of Coachella Final 2022-23 Tax File

Customer Name	Parcel #	Address	Street	Service Level	Units	Monthly Rate	Total Montly Rate	Annual Rate
CITY OF COACHELLA	763-421-013	51208	LA HERNANDEZ ST	Trash Service	1	\$ 29.94	\$ 29.94	\$ 359.28
CITY OF COACHELLA	763-421-014	51376	LA PONDEROSA DR	Trash Service	1	\$ 29.94	\$ 29.94	\$ 359.28
CITY OF COACHELLA	763-421-014	51376	LA PONDEROSA DR	Trash Service	1	\$ 29.94	\$ 29.94	\$ 359.28
CITY OF COACHELLA	763-421-015	51362	LA PONDEROSA DR	Trash Service	1	\$ 29.94	\$ 29.94	\$ 359.28
CITY OF COACHELLA	763-421-015	51362	LA PONDEROSA DR	Additional Trash	1	\$ 8.47	\$ 8.47	\$ 101.64
CITY OF COACHELLA	763-421-015	51362	LA PONDEROSA DR	Trash Service	1	\$ 29.94	\$ 29.94	\$ 359.28
CITY OF COACHELLA	763-421-015	51362	LA PONDEROSA DR	Additional Trash	1	\$ 8.47	\$ 8.47	\$ 101.64
CITY OF COACHELLA	763-421-016	51328	LA PONDEROSA DR	Trash Service	1	\$ 29.94	\$ 29.94	\$ 359.28
CITY OF COACHELLA	763-421-016	51328	LA PONDEROSA DR	Additional Trash	1	\$ 8.47	\$ 8.47	\$ 101.64
CITY OF COACHELLA	763-421-016	51328	LA PONDEROSA DR	Trash Service	1	\$ 29.94	\$ 29.94	\$ 359.28
CITY OF COACHELLA	763-421-016	51328	LA PONDEROSA DR	Additional Trash	1	\$ 8.47	\$ 8.47	\$ 101.64
CITY OF COACHELLA	763-421-017	51399	LA PONDEROSA DR	Trash Service	1	\$ 29.94	\$ 29.94	\$ 359.28
CITY OF COACHELLA	763-421-017	51399	LA PONDEROSA DR	Trash Service	1	\$ 29.94	\$ 29.94	\$ 359.28
CITY OF COACHELLA	763-421-018	51423	LA PONDEROSA DR	Trash Service	1	\$ 29.94	\$ 29.94	\$ 359.28
CITY OF COACHELLA	763-421-018	51423	LA PONDEROSA DR	Additional Trash	1	\$ 8.47	\$ 8.47	\$ 101.64
CITY OF COACHELLA	763-421-018	51423	LA PONDEROSA DR	Trash Service	1	\$ 29.94	\$ 29.94	\$ 359.28
CITY OF COACHELLA	763-421-018	51423	LA PONDEROSA DR	Additional Trash	1	\$ 8.47	\$ 8.47	\$ 101.64
CITY OF COACHELLA	763-421-019	51447	LA PONDEROSA DR	Trash Service	1	\$ 29.94	\$ 29.94	\$ 359.28
CITY OF COACHELLA	763-421-019	51447	LA PONDEROSA DR	Additional Trash	1	\$ 8.47	\$ 8.47	\$ 101.64
CITY OF COACHELLA	763-421-019	51447	LA PONDEROSA DR	Trash Service	1	\$ 29.94	\$ 29.94	\$ 359.28
CITY OF COACHELLA	763-421-019	51447	LA PONDEROSA DR	Additional Trash	1	\$ 8.47	\$ 8.47	\$ 101.64
CITY OF COACHELLA	763-421-020	51471	LA PONDEROSA DR	Trash Service	1	\$ 29.94	\$ 29.94	\$ 359.28
CITY OF COACHELLA	763-421-020	51471	LA PONDEROSA DR	Additional Trash	1	\$ 8.47	\$ 8.47	\$ 101.64
CITY OF COACHELLA	763-421-020	51471	LA PONDEROSA DR	Trash Service	1	\$ 29.94	\$ 29.94	\$ 359.28
CITY OF COACHELLA	763-421-020	51471	LA PONDEROSA DR	Additional Trash	1	\$ 8.47	\$ 8.47	\$ 101.64
CITY OF COACHELLA	763-421-021	51495	LA PONDEROSA DR	Trash Service	1	\$ 29.94	\$ 29.94	\$ 359.28
CITY OF COACHELLA	763-421-021	51495	LA PONDEROSA DR	Trash Service	1	\$ 29.94	\$ 29.94	\$ 359.28
CITY OF COACHELLA	763-421-022	51519	LA PONDEROSA DR	Trash Service	1	\$ 29.94	\$ 29.94	\$ 359.28
CITY OF COACHELLA	763-421-022	51519	LA PONDEROSA DR	Additional Trash	1	\$ 8.47	\$ 8.47	\$ 101.64
CITY OF COACHELLA	763-421-022	51519	LA PONDEROSA DR	Additional Recycle	1	\$ 8.47	\$ 8.47	\$ 101.64
CITY OF COACHELLA	763-421-022	51519	LA PONDEROSA DR	Trash Service	1	\$ 29.94	\$ 29.94	\$ 359.28
CITY OF COACHELLA	763-421-022	51519	LA PONDEROSA DR	Additional Trash	1	\$ 8.47	\$ 8.47	\$ 101.64
CITY OF COACHELLA	763-421-022	51519	LA PONDEROSA DR	Additional Recycle	1	\$ 8.47	\$ 8.47	\$ 101.64
CITY OF COACHELLA	763-421-023	51543	LA PONDEROSA DR	Trash Service	1	\$ 29.94	\$ 29.94	\$ 359.28
CITY OF COACHELLA	763-421-023	51543	LA PONDEROSA DR	Trash Service	1	\$ 29.94	\$ 29.94	\$ 359.28
CITY OF COACHELLA	763-421-024	51567	LA PONDEROSA DR	Trash Service	1	\$ 29.94	\$ 29.94	\$ 359.28
CITY OF COACHELLA	763-421-024	51567	LA PONDEROSA DR	Trash Service	1	\$ 29.94	\$ 29.94	\$ 359.28
CITY OF COACHELLA	763-421-025	51591	LA PONDEROSA DR	Trash Service	1	\$ 29.94	\$ 29.94	\$ 359.28
CITY OF COACHELLA	763-421-025	51591	LA PONDEROSA DR	Trash Service	1	\$ 29.94	\$ 29.94	\$ 359.28
CITY OF COACHELLA	763-421-026	51615	LA PONDEROSA DR	Trash Service	1	\$ 29.94	\$ 29.94	\$ 359.28

City of Coachella Final 2022-23 Tax File

Customer Name	Parcel #	Address	Street	Service Level	Units	Monthly Rate	Total Montly Rate	Annual Rate
CITY OF COACHELLA	763-421-026	51615	LA PONDEROSA DR	Trash Service	1	\$ 29.94	\$ 29.94	\$ 359.28
CITY OF COACHELLA	763-421-027	51639	LA PONDEROSA DR	Trash Service	1	\$ 29.94	\$ 29.94	\$ 359.28
CITY OF COACHELLA	763-421-027	51639	LA PONDEROSA DR	Additional Trash	1	\$ 8.47	\$ 8.47	\$ 101.64
CITY OF COACHELLA	763-421-027	51639	LA PONDEROSA DR	Trash Service	1	\$ 29.94	\$ 29.94	\$ 359.28
CITY OF COACHELLA	763-421-027	51639	LA PONDEROSA DR	Additional Trash	1	\$ 8.47	\$ 8.47	\$ 101.64
CITY OF COACHELLA	763-421-028	51663	LA PONDEROSA DR	Trash Service	1	\$ 29.94	\$ 29.94	\$ 359.28
CITY OF COACHELLA	763-421-028	51663	LA PONDEROSA DR	Additional Trash	1	\$ 8.47	\$ 8.47	\$ 101.64
CITY OF COACHELLA	763-421-028	51663	LA PONDEROSA DR	Trash Service	1	\$ 29.94	\$ 29.94	\$ 359.28
CITY OF COACHELLA	763-421-028	51663	LA PONDEROSA DR	Additional Trash	1	\$ 8.47	\$ 8.47	\$ 101.64
CITY OF COACHELLA	763-421-029	51687	LA PONDEROSA DR	Trash Service	1	\$ 29.94	\$ 29.94	\$ 359.28
CITY OF COACHELLA	763-421-029	51687	LA PONDEROSA DR	Additional Trash	1	\$ 8.47	\$ 8.47	\$ 101.64
CITY OF COACHELLA	763-421-029	51687	LA PONDEROSA DR	Trash Service	1	\$ 29.94	\$ 29.94	\$ 359.28
CITY OF COACHELLA	763-421-029	51687	LA PONDEROSA DR	Additional Trash	1	\$ 8.47	\$ 8.47	\$ 101.64
CITY OF COACHELLA	763-421-030	51711	LA PONDEROSA DR	Trash Service	1	\$ 29.94	\$ 29.94	\$ 359.28
CITY OF COACHELLA	763-421-030	51711	LA PONDEROSA DR	Trash Service	1	\$ 29.94	\$ 29.94	\$ 359.28
CITY OF COACHELLA	763-421-031	51735	LA PONDEROSA DR	Trash Service	1	\$ 29.94	\$ 29.94	\$ 359.28
CITY OF COACHELLA	763-421-031	51735	LA PONDEROSA DR	Trash Service	1	\$ 29.94	\$ 29.94	\$ 359.28
CITY OF COACHELLA	763-421-032	51759	LA PONDEROSA DR	Trash Service	1	\$ 29.94	\$ 29.94	\$ 359.28
CITY OF COACHELLA	763-421-032	51759	LA PONDEROSA DR	Additional Trash	1	\$ 8.47	\$ 8.47	\$ 101.64
CITY OF COACHELLA	763-421-032	51759	LA PONDEROSA DR	Trash Service	1	\$ 29.94	\$ 29.94	\$ 359.28
CITY OF COACHELLA	763-421-032	51759	LA PONDEROSA DR	Additional Trash	1	\$ 8.47	\$ 8.47	\$ 101.64
CITY OF COACHELLA	763-421-033	51783	LA PONDEROSA DR	Trash Service	1	\$ 29.94	\$ 29.94	\$ 359.28
CITY OF COACHELLA	763-421-033	51783	LA PONDEROSA DR	Additional Trash	1	\$ 8.47	\$ 8.47	\$ 101.64
CITY OF COACHELLA	763-421-033	51783	LA PONDEROSA DR	Trash Service	1	\$ 29.94	\$ 29.94	\$ 359.28
CITY OF COACHELLA	763-421-033	51783	LA PONDEROSA DR	Additional Trash	1	\$ 8.47	\$ 8.47	\$ 101.64
CITY OF COACHELLA	763-421-034	51807	LA PONDEROSA DR	Trash Service	1	\$ 29.94	\$ 29.94	\$ 359.28
CITY OF COACHELLA	763-421-034	51807	LA PONDEROSA DR	Trash Service	1	\$ 29.94	\$ 29.94	\$ 359.28
CITY OF COACHELLA	763-421-035	51831	LA PONDEROSA DR	Trash Service	1	\$ 29.94	\$ 29.94	\$ 359.28
CITY OF COACHELLA	763-421-035	51831	LA PONDEROSA DR	Trash Service	1	\$ 29.94	\$ 29.94	\$ 359.28
CITY OF COACHELLA	763-421-036	51855	LA PONDEROSA DR	Trash Service	1	\$ 29.94	\$ 29.94	\$ 359.28
CITY OF COACHELLA	763-421-036	51855	LA PONDEROSA DR	Trash Service	1	\$ 29.94	\$ 29.94	\$ 359.28
CITY OF COACHELLA	763-421-038	51903	LA PONDEROSA DR	Trash Service	1	\$ 29.94	\$ 29.94	\$ 359.28
CITY OF COACHELLA	763-421-038	51903	LA PONDEROSA DR	Trash Service	1	\$ 29.94	\$ 29.94	\$ 359.28
CITY OF COACHELLA	763-422-001	51733	PEREZ ST	Trash Service	1	\$ 29.94	\$ 29.94	\$ 359.28
CITY OF COACHELLA	763-422-001	51733	PEREZ ST	Additional Trash	1	\$ 8.47	\$ 8.47	\$ 101.64
CITY OF COACHELLA	763-422-001	51733	PEREZ ST	Additional Recycle	1	\$ 8.47	\$ 8.47	\$ 101.64
CITY OF COACHELLA	763-422-002	51745	PEREZ ST	Trash Service	1	\$ 29.94	\$ 29.94	\$ 359.28
CITY OF COACHELLA	763-422-002	51745	PEREZ ST	Additional Trash	1	\$ 8.47	\$ 8.47	\$ 101.64
CITY OF COACHELLA	763-422-003	51757	PEREZ ST	Trash Service	1	\$ 29.94	\$ 29.94	\$ 359.28
CITY OF COACHELLA	763-422-003	51757	PEREZ ST	Additional Trash	1	\$ 8.47	\$ 8.47	\$ 101.64

City of Coachella Final 2022-23 Tax File

Customer Name	Parcel #	Address	Street	Service Level	Units	Monthly Rate	Total Montly Rate	Annual Rate
CITY OF COACHELLA	763-422-004	51769	PEREZ ST	Trash Service	1	\$ 29.94	\$ 29.94	\$ 359.28
CITY OF COACHELLA	763-422-004	51769	PEREZ ST	Additional Trash	1	\$ 8.47	\$ 8.47	\$ 101.64
CITY OF COACHELLA	763-422-005	51781	PEREZ ST	Trash Service	1	\$ 29.94	\$ 29.94	\$ 359.28
CITY OF COACHELLA	763-422-005	51781	PEREZ ST	Additional Trash	1	\$ 8.47	\$ 8.47	\$ 101.64
CITY OF COACHELLA	763-422-006	51793	PEREZ ST	Trash Service	1	\$ 29.94	\$ 29.94	\$ 359.28
CITY OF COACHELLA	763-422-006	51793	PEREZ ST	Additional Trash	1	\$ 8.47	\$ 8.47	\$ 101.64
CITY OF COACHELLA	763-422-007	51808	LA PONDEROSA DR	Trash Service	1	\$ 29.94	\$ 29.94	\$ 359.28
CITY OF COACHELLA	763-422-007	51808	LA PONDEROSA DR	Trash Service	1	\$ 29.94	\$ 29.94	\$ 359.28
CITY OF COACHELLA	763-422-008	51784	LA PONDEROSA DR	Trash Service	1	\$ 29.94	\$ 29.94	\$ 359.28
CITY OF COACHELLA	763-422-008	51784	LA PONDEROSA DR	Trash Service	1	\$ 29.94	\$ 29.94	\$ 359.28
CITY OF COACHELLA	763-422-009	51760	LA PONDEROSA DR	Trash Service	1	\$ 29.94	\$ 29.94	\$ 359.28
CITY OF COACHELLA	763-422-009	51760	LA PONDEROSA DR	Trash Service	1	\$ 29.94	\$ 29.94	\$ 359.28
CITY OF COACHELLA	763-422-010	51736	LA PONDEROSA DR	Trash Service	1	\$ 29.94	\$ 29.94	\$ 359.28
CITY OF COACHELLA	763-422-010	51736	LA PONDEROSA DR	Trash Service	1	\$ 29.94	\$ 29.94	\$ 359.28
CITY OF COACHELLA	763-422-011	51702	LA PONDEROSA DR	Trash Service	1	\$ 29.94	\$ 29.94	\$ 359.28
CITY OF COACHELLA	763-422-011	51702	LA PONDEROSA DR	Trash Service	1	\$ 29.94	\$ 29.94	\$ 359.28
CITY OF COACHELLA	763-422-012	51688	LA PONDEROSA DR	Trash Service	1	\$ 29.94	\$ 29.94	\$ 359.28
CITY OF COACHELLA	763-422-012	51688	LA PONDEROSA DR	Additional Green	1	\$ 8.47	\$ 8.47	\$ 101.64
CITY OF COACHELLA	763-422-012	51688	LA PONDEROSA DR	Trash Service	1	\$ 29.94	\$ 29.94	\$ 359.28
CITY OF COACHELLA	763-422-012	51688	LA PONDEROSA DR	Additional Green	1	\$ 8.47	\$ 8.47	\$ 101.64
CITY OF COACHELLA	763-422-013	51664	LA PONDEROSA DR	Trash Service	1	\$ 29.94	\$ 29.94	\$ 359.28
CITY OF COACHELLA	763-422-013	51664	LA PONDEROSA DR	Trash Service	1	\$ 29.94	\$ 29.94	\$ 359.28
CITY OF COACHELLA	763-422-014	51640	LA PONDEROSA DR	Trash Service	1	\$ 29.94	\$ 29.94	\$ 359.28
CITY OF COACHELLA	763-422-014	51640	LA PONDEROSA DR	Additional Trash	1	\$ 8.47	\$ 8.47	\$ 101.64
CITY OF COACHELLA	763-422-014	51640	LA PONDEROSA DR	Trash Service	1	\$ 29.94	\$ 29.94	\$ 359.28
CITY OF COACHELLA	763-422-014	51640	LA PONDEROSA DR	Additional Trash	1	\$ 8.47	\$ 8.47	\$ 101.64
CITY OF COACHELLA	763-422-015	51616	LA PONDEROSA DR	Trash Service	1	\$ 29.94	\$ 29.94	\$ 359.28
CITY OF COACHELLA	763-422-015	51616	LA PONDEROSA DR	Trash Service	1	\$ 29.94	\$ 29.94	\$ 359.28
CITY OF COACHELLA	763-422-016	51592	LA PONDEROSA DR	Trash Service	1	\$ 29.94	\$ 29.94	\$ 359.28
CITY OF COACHELLA	763-422-016	51592	LA PONDEROSA DR	Trash Service	1	\$ 29.94	\$ 29.94	\$ 359.28
CITY OF COACHELLA	763-422-017	51568	LA PONDEROSA DR	Trash Service	1	\$ 29.94	\$ 29.94	\$ 359.28
CITY OF COACHELLA	763-422-017	51568	LA PONDEROSA DR	Additional Trash	1	\$ 8.47	\$ 8.47	\$ 101.64
CITY OF COACHELLA	763-422-017	51568	LA PONDEROSA DR	Trash Service	1	\$ 29.94	\$ 29.94	\$ 359.28
CITY OF COACHELLA	763-422-017	51568	LA PONDEROSA DR	Additional Trash	1	\$ 8.47	\$ 8.47	\$ 101.64
CITY OF COACHELLA	763-422-018	51544	LA PONDEROSA DR	Trash Service	1	\$ 29.94	\$ 29.94	\$ 359.28
CITY OF COACHELLA	763-422-018	51544	LA PONDEROSA DR	Trash Service	1	\$ 29.94	\$ 29.94	\$ 359.28
CITY OF COACHELLA	763-422-019	51520	LA PONDEROSA DR	Trash Service	1	\$ 29.94	\$ 29.94	\$ 359.28
CITY OF COACHELLA	763-422-019	51520	LA PONDEROSA DR	Trash Service	1	\$ 29.94	\$ 29.94	\$ 359.28
CITY OF COACHELLA	763-422-020	51496	LA PONDEROSA DR	Trash Service	1	\$ 29.94	\$ 29.94	\$ 359.28
CITY OF COACHELLA	763-422-020	51496	LA PONDEROSA DR	Additional Trash	1	\$ 8.47	\$ 8.47	\$ 101.64

City of Coachella Final 2022-23 Tax File

Customer Name	Parcel #	Address	Street	Service Level	Units	Monthly Rate	Total Montly Rate	Annual Rate
CITY OF COACHELLA	763-422-020	51496	LA PONDEROSA DR	Trash Service	1	\$ 29.94	\$ 29.94	\$ 359.28
CITY OF COACHELLA	763-422-020	51496	LA PONDEROSA DR	Additional Trash	1	\$ 8.47	\$ 8.47	\$ 101.64
CITY OF COACHELLA	763-422-021	51472	LA PONDEROSA DR	Trash Service	1	\$ 29.94	\$ 29.94	\$ 359.28
CITY OF COACHELLA	763-422-021	51472	LA PONDEROSA DR	Trash Service	1	\$ 29.94	\$ 29.94	\$ 359.28
CITY OF COACHELLA	763-422-022	51448	LA PONDEROSA DR	Trash Service	1	\$ 29.94	\$ 29.94	\$ 359.28
CITY OF COACHELLA	763-422-022	51448	LA PONDEROSA DR	Trash Service	1	\$ 29.94	\$ 29.94	\$ 359.28
CITY OF COACHELLA	763-422-023	51424	LA PONDEROSA DR	Trash Service	1	\$ 29.94	\$ 29.94	\$ 359.28
CITY OF COACHELLA	763-422-023	51424	LA PONDEROSA DR	Additional Trash	1	\$ 8.47	\$ 8.47	\$ 101.64
CITY OF COACHELLA	763-422-023	51424	LA PONDEROSA DR	Trash Service	1	\$ 29.94	\$ 29.94	\$ 359.28
CITY OF COACHELLA	763-422-023	51424	LA PONDEROSA DR	Additional Trash	1	\$ 8.47	\$ 8.47	\$ 101.64
CITY OF COACHELLA	763-422-024	51400	LA PONDEROSA DR	Trash Service	1	\$ 29.94	\$ 29.94	\$ 359.28
CITY OF COACHELLA	763-422-024	51400	LA PONDEROSA DR	Additional Trash	1	\$ 8.47	\$ 8.47	\$ 101.64
CITY OF COACHELLA	763-422-024	51400	LA PONDEROSA DR	Trash Service	1	\$ 29.94	\$ 29.94	\$ 359.28
CITY OF COACHELLA	763-422-024	51400	LA PONDEROSA DR	Additional Trash	1	\$ 8.47	\$ 8.47	\$ 101.64
CITY OF COACHELLA	763-422-025	51745	LA HERNANDEZ ST	Trash Service	1	\$ 29.94	\$ 29.94	\$ 359.28
CITY OF COACHELLA	763-422-025	51745	LA HERNANDEZ ST	Trash Service	1	\$ 29.94	\$ 29.94	\$ 359.28
CITY OF COACHELLA	763-422-026	51757	LA HERNANDEZ ST	Trash Service	1	\$ 29.94	\$ 29.94	\$ 359.28
CITY OF COACHELLA	763-422-026	51757	LA HERNANDEZ ST	Additional Trash	1	\$ 8.47	\$ 8.47	\$ 101.64
CITY OF COACHELLA	763-422-026	51757	LA HERNANDEZ ST	Trash Service	1	\$ 29.94	\$ 29.94	\$ 359.28
CITY OF COACHELLA	763-422-026	51757	LA HERNANDEZ ST	Additional Trash	1	\$ 8.47	\$ 8.47	\$ 101.64
CITY OF COACHELLA	763-423-001	86776	ORTIZ ST	Trash Service	1	\$ 29.94	\$ 29.94	\$ 359.28
CITY OF COACHELLA	763-423-001	86776	ORTIZ ST	Additional Trash	1	\$ 8.47	\$ 8.47	\$ 101.64
CITY OF COACHELLA	763-423-002	86764	ORTIZ ST	Trash Service	1	\$ 29.94	\$ 29.94	\$ 359.28
CITY OF COACHELLA	763-423-002	86764	ORTIZ ST	Additional Trash	1	\$ 8.47	\$ 8.47	\$ 101.64
CITY OF COACHELLA	763-423-003	86752	ORTIZ ST	Trash Service	1	\$ 29.94	\$ 29.94	\$ 359.28
CITY OF COACHELLA	763-423-004	51770	PEREZ ST	Trash Service	1	\$ 29.94	\$ 29.94	\$ 359.28
CITY OF COACHELLA	763-423-004	51770	PEREZ ST	Additional Trash	1	\$ 8.47	\$ 8.47	\$ 101.64
CITY OF COACHELLA	763-423-005	51769	LA HERNANDEZ ST	Trash Service	1	\$ 29.94	\$ 29.94	\$ 359.28
CITY OF COACHELLA	763-423-005	51769	LA HERNANDEZ ST	Additional Trash	1	\$ 8.47	\$ 8.47	\$ 101.64
CITY OF COACHELLA	763-423-005	51769	LA HERNANDEZ ST	Trash Service	1	\$ 29.94	\$ 29.94	\$ 359.28
CITY OF COACHELLA	763-423-005	51769	LA HERNANDEZ ST	Additional Trash	1	\$ 8.47	\$ 8.47	\$ 101.64
CITY OF COACHELLA	763-423-006	51781	LA HERNANDEZ ST	Trash Service	1	\$ 29.94	\$ 29.94	\$ 359.28
CITY OF COACHELLA	763-423-006	51781	LA HERNANDEZ ST	Trash Service	1	\$ 29.94	\$ 29.94	\$ 359.28
CITY OF COACHELLA	763-423-007	51793	LA HERNANDEZ ST	Trash Service	1	\$ 29.94	\$ 29.94	\$ 359.28
CITY OF COACHELLA	763-423-007	51793	LA HERNANDEZ ST	Trash Service	1	\$ 29.94	\$ 29.94	\$ 359.28
CITY OF COACHELLA	763-423-008	51805	LA HERNANDEZ ST	Trash Service	1	\$ 29.94	\$ 29.94	\$ 359.28
CITY OF COACHELLA	763-423-008	51805	LA HERNANDEZ ST	Trash Service	1	\$ 29.94	\$ 29.94	\$ 359.28
CITY OF COACHELLA	763-423-009	51817	LA HERNANDEZ ST	Trash Service	1	\$ 29.94	\$ 29.94	\$ 359.28
CITY OF COACHELLA	763-423-009	51817	LA HERNANDEZ ST	Trash Service	1	\$ 29.94	\$ 29.94	\$ 359.28
CITY OF COACHELLA	763-423-010	51829	LA HERNANDEZ ST	Trash Service	1	\$ 29.94	\$ 29.94	\$ 359.28

City of Coachella Final 2022-23 Tax File

Customer Name	Parcel #	Address	Street	Service Level	Units	Monthly Rate	Total Montly Rate	Annual Rate
CITY OF COACHELLA	763-423-010	51829	LA HERNANDEZ ST	Additional Trash	1	\$ 8.47	\$ 8.47	\$ 101.64
CITY OF COACHELLA	763-423-010	51829	LA HERNANDEZ ST	Trash Service	1	\$ 29.94	\$ 29.94	\$ 359.28
CITY OF COACHELLA	763-423-010	51829	LA HERNANDEZ ST	Additional Trash	1	\$ 8.47	\$ 8.47	\$ 101.64
CITY OF COACHELLA	763-431-001	51349	PALMERAS CIR	Trash Service	1	\$ 29.94	\$ 29.94	\$ 359.28
CITY OF COACHELLA	763-431-001	51349	PALMERAS CIR	Additional Trash	1	\$ 8.47	\$ 8.47	\$ 101.64
CITY OF COACHELLA	763-431-005	86026	PALMERAS CIR	Trash Service	1	\$ 29.94	\$ 29.94	\$ 359.28
CITY OF COACHELLA	763-431-006	86036	PALMERAS CIR	Trash Service	1	\$ 29.94	\$ 29.94	\$ 359.28
CITY OF COACHELLA	763-431-007	86046	PALMERAS CIR	Trash Service	1	\$ 29.94	\$ 29.94	\$ 359.28
CITY OF COACHELLA	763-431-009	86066	PALMERAS CIR	Trash Service	1	\$ 29.94	\$ 29.94	\$ 359.28
CITY OF COACHELLA	763-431-009	86066	PALMERAS CIR	Additional Trash	1	\$ 8.47	\$ 8.47	\$ 101.64
CITY OF COACHELLA	763-431-012	86096	PALMERAS CIR	Trash Service	1	\$ 29.94	\$ 29.94	\$ 359.28
CITY OF COACHELLA	763-431-012	86096	PALMERAS CIR	Additional Trash	1	\$ 8.47	\$ 8.47	\$ 101.64
CITY OF COACHELLA	763-431-013	86106	PALMERAS CIR	Trash Service	1	\$ 29.94	\$ 29.94	\$ 359.28
CITY OF COACHELLA	763-431-014	86116	PALMERAS CIR	Trash Service	1	\$ 29.94	\$ 29.94	\$ 359.28
CITY OF COACHELLA	763-431-015	86126	PALMERAS CIR	Trash Service	1	\$ 29.94	\$ 29.94	\$ 359.28
CITY OF COACHELLA	763-431-016	86136	PALMERAS CIR	Trash Service	1	\$ 29.94	\$ 29.94	\$ 359.28
CITY OF COACHELLA	763-431-017	86129	PALMERAS CIR	Trash Service	1	\$ 29.94	\$ 29.94	\$ 359.28
CITY OF COACHELLA	763-431-018	86119	PALMERAS CIR	Trash Service	1	\$ 29.94	\$ 29.94	\$ 359.28
CITY OF COACHELLA	763-431-019	86109	PALMERAS CIR	Trash Service	1	\$ 29.94	\$ 29.94	\$ 359.28
CITY OF COACHELLA	763-431-020	86099	PALMERAS CIR	Trash Service	1	\$ 29.94	\$ 29.94	\$ 359.28
CITY OF COACHELLA	763-431-020	86099	PALMERAS CIR	Additional Trash	1	\$ 8.47	\$ 8.47	\$ 101.64
CITY OF COACHELLA	763-431-021	86089	PALMERAS CIR	Trash Service	1	\$ 29.94	\$ 29.94	\$ 359.28
CITY OF COACHELLA	763-431-021	86089	PALMERAS CIR	Additional Trash	1	\$ 8.47	\$ 8.47	\$ 101.64
CITY OF COACHELLA	763-431-025	51467	PALMERAS CIR	Trash Service	1	\$ 29.94	\$ 29.94	\$ 359.28
CITY OF COACHELLA	763-431-028	86035	PALMERAS CIR	Trash Service	1	\$ 29.94	\$ 29.94	\$ 359.28
CITY OF COACHELLA	763-431-028	86035	PALMERAS CIR	Additional Trash	1	\$ 8.47	\$ 8.47	\$ 101.64
CITY OF COACHELLA	763-431-029	86045	PALMERAS CIR	Trash Service	1	\$ 29.94	\$ 29.94	\$ 359.28
CITY OF COACHELLA	763-431-030	86055	PALMERAS CIR	Trash Service	1	\$ 29.94	\$ 29.94	\$ 359.28
CITY OF COACHELLA	763-431-031	51363	PALOMA DR	Trash Service	1	\$ 29.94	\$ 29.94	\$ 359.28
CITY OF COACHELLA	763-431-032	51383	PALOMA DR	Trash Service	1	\$ 29.94	\$ 29.94	\$ 359.28
CITY OF COACHELLA	763-431-032	51383	PALOMA DR	Additional Trash	1	\$ 8.47	\$ 8.47	\$ 101.64
CITY OF COACHELLA	763-431-033	51403	PALOMA DR	Trash Service	1	\$ 29.94	\$ 29.94	\$ 359.28
CITY OF COACHELLA	763-431-033	51403	PALOMA DR	Additional Trash	1	\$ 8.47	\$ 8.47	\$ 101.64
CITY OF COACHELLA	763-431-034	51423	PALOMA DR	Trash Service	1	\$ 29.94	\$ 29.94	\$ 359.28
CITY OF COACHELLA	763-431-035	51443	PALOMA DR	Trash Service	1	\$ 29.94	\$ 29.94	\$ 359.28
CITY OF COACHELLA	763-431-036	51163	PALOMA DR	Trash Service	1	\$ 29.94	\$ 29.94	\$ 359.28
CITY OF COACHELLA	763-431-037	51464	PALOMA DR	Trash Service	1	\$ 29.94	\$ 29.94	\$ 359.28
CITY OF COACHELLA	763-431-038	51444	PALOMA DR	Trash Service	1	\$ 29.94	\$ 29.94	\$ 359.28
CITY OF COACHELLA	763-431-039	51424	PALOMA DR	Trash Service	1	\$ 29.94	\$ 29.94	\$ 359.28
CITY OF COACHELLA	763-431-040	51404	PALOMA DR	Trash Service	1	\$ 29.94	\$ 29.94	\$ 359.28

City of Coachella Final 2022-23 Tax File

Customer Name	Parcel #	Address	Street	Service Level	Units	Monthly Rate	Total Montly Rate	Annual Rate
CITY OF COACHELLA	763-431-041	51384	PALOMA DR	Trash Service	1	\$ 29.94	\$ 29.94	\$ 359.28
CITY OF COACHELLA	763-431-042	51364	PALOMA DR	Trash Service	1	\$ 29.94	\$ 29.94	\$ 359.28
CITY OF COACHELLA	763-431-043	51344	PALOMA DR	Trash Service	1	\$ 29.94	\$ 29.94	\$ 359.28
CITY OF COACHELLA	763-431-044	51324	PALOMA DR	Trash Service	1	\$ 29.94	\$ 29.94	\$ 359.28
CITY OF COACHELLA	763-431-045	51325	MARIPOSA DR	Trash Service	1	\$ 29.94	\$ 29.94	\$ 359.28
CITY OF COACHELLA	763-431-046	51345	MARIPOSA DR	Trash Service	1	\$ 29.94	\$ 29.94	\$ 359.28
CITY OF COACHELLA	763-431-047	51365	MARIPOSA DR	Trash Service	1	\$ 29.94	\$ 29.94	\$ 359.28
CITY OF COACHELLA	763-431-048	51385	MARIPOSA DR	Trash Service	1	\$ 29.94	\$ 29.94	\$ 359.28
CITY OF COACHELLA	763-431-050	51425	MARIPOSA DR	Trash Service	1	\$ 29.94	\$ 29.94	\$ 359.28
CITY OF COACHELLA	763-431-051	51445	MARIPOSA DR	Trash Service	1	\$ 29.94	\$ 29.94	\$ 359.28
CITY OF COACHELLA	763-431-052	51465	MARIPOSA DR	Trash Service	1	\$ 29.94	\$ 29.94	\$ 359.28
CITY OF COACHELLA	763-431-053	51462	MARIPOSA DR	Trash Service	1	\$ 29.94	\$ 29.94	\$ 359.28
CITY OF COACHELLA	763-431-054	51442	MARIPOSA DR	Trash Service	1	\$ 29.94	\$ 29.94	\$ 359.28
CITY OF COACHELLA	763-431-054	51442	MARIPOSA DR	Additional Trash	1	\$ 8.47	\$ 8.47	\$ 101.64
CITY OF COACHELLA	763-431-055	51422	MARIPOSA DR	Trash Service	1	\$ 29.94	\$ 29.94	\$ 359.28
CITY OF COACHELLA	763-431-056	51402	MARIPOSA DR	Trash Service	1	\$ 29.94	\$ 29.94	\$ 359.28
CITY OF COACHELLA	763-431-057	51382	MARIPOSA DR	Trash Service	1	\$ 29.94	\$ 29.94	\$ 359.28
CITY OF COACHELLA	763-431-058	51362	MARIPOSA DR	Trash Service	1	\$ 29.94	\$ 29.94	\$ 359.28
CITY OF COACHELLA	763-431-059	51342	MARIPOSA DR	Trash Service	1	\$ 29.94	\$ 29.94	\$ 359.28
CITY OF COACHELLA	763-431-060	51322	MARIPOSA DR	Trash Service	1	\$ 29.94	\$ 29.94	\$ 359.28
CITY OF COACHELLA	763-431-061	51321	CHUPAROSA DR	Trash Service	1	\$ 29.94	\$ 29.94	\$ 359.28
CITY OF COACHELLA	763-431-062	51341	CHUPAROSA DR	Trash Service	1	\$ 29.94	\$ 29.94	\$ 359.28
CITY OF COACHELLA	763-431-063	51361	CHUPAROSA DR	Trash Service	1	\$ 29.94	\$ 29.94	\$ 359.28
CITY OF COACHELLA	763-431-064	51381	CHUPAROSA DR	Trash Service	1	\$ 29.94	\$ 29.94	\$ 359.28
CITY OF COACHELLA	763-431-065	51401	CHUPAROSA DR	Trash Service	1	\$ 29.94	\$ 29.94	\$ 359.28
CITY OF COACHELLA	763-431-066	51421	CHUPAROSA DR	Trash Service	1	\$ 29.94	\$ 29.94	\$ 359.28
CITY OF COACHELLA	763-431-066	51421	CHUPAROSA DR	Additional Trash	1	\$ 8.47	\$ 8.47	\$ 101.64
CITY OF COACHELLA	763-431-067	51441	CHUPAROSA DR	Trash Service	1	\$ 29.94	\$ 29.94	\$ 359.28
CITY OF COACHELLA	763-431-068	51461	CHUPAROSA DR	Trash Service	1	\$ 29.94	\$ 29.94	\$ 359.28
CITY OF COACHELLA	763-431-078	51434	TYLER ST	Trash Service	1	\$ 29.94	\$ 29.94	\$ 359.28
CITY OF COACHELLA	763-431-078	51434	TYLER ST	Additional Trash	1	\$ 8.47	\$ 8.47	\$ 101.64
CITY OF COACHELLA	763-431-079	51462	TYLER ST	Trash Service	1	\$ 29.94	\$ 29.94	\$ 359.28
CITY OF COACHELLA	763-431-080	86037	PALMERAS CIR	Trash Service	1	\$ 29.94	\$ 29.94	\$ 359.28
CITY OF COACHELLA	763-432-001	86146	PALMERAS CIR	Trash Service	1	\$ 29.94	\$ 29.94	\$ 359.28
CITY OF COACHELLA	763-432-002	86156	PALMERAS CIR	Trash Service	1	\$ 29.94	\$ 29.94	\$ 359.28
CITY OF COACHELLA	763-432-003	86166	PALMERAS CIR	Trash Service	1	\$ 29.94	\$ 29.94	\$ 359.28
CITY OF COACHELLA	763-432-004	86176	PALMERAS CIR	Trash Service	1	\$ 29.94	\$ 29.94	\$ 359.28
CITY OF COACHELLA	763-432-005	86186	PALMERAS CIR	Trash Service	1	\$ 29.94	\$ 29.94	\$ 359.28
CITY OF COACHELLA	763-432-006	86196	PALMERAS CIR	Trash Service	1	\$ 29.94	\$ 29.94	\$ 359.28
CITY OF COACHELLA	763-432-007	86206	PALMERAS CIR	Trash Service	1	\$ 29.94	\$ 29.94	\$ 359.28

City of Coachella Final 2022-23 Tax File

Customer Name	Parcel #	Address	Street	Service Level	Units	Monthly Rate	Total Montly Rate	Annual Rate
CITY OF COACHELLA	763-432-008	86216	PALMERAS CIR	Trash Service	1	\$ 29.94	\$ 29.94	\$ 359.28
CITY OF COACHELLA	763-432-009	51310	PALMERAS CIR	Trash Service	1	\$ 29.94	\$ 29.94	\$ 359.28
CITY OF COACHELLA	763-432-010	51330	PALMERAS CIR	Trash Service	1	\$ 29.94	\$ 29.94	\$ 359.28
CITY OF COACHELLA	763-432-011	51350	PALMERAS CIR	Trash Service	1	\$ 29.94	\$ 29.94	\$ 359.28
CITY OF COACHELLA	763-432-012	51370	PALMERAS CIR	Trash Service	1	\$ 29.94	\$ 29.94	\$ 359.28
CITY OF COACHELLA	763-432-013	51390	PALMERAS CIR	Trash Service	1	\$ 29.94	\$ 29.94	\$ 359.28
CITY OF COACHELLA	763-432-014	51410	PALMERAS CIR	Trash Service	1	\$ 29.94	\$ 29.94	\$ 359.28
CITY OF COACHELLA	763-432-015	51430	PALMERAS CIR	Trash Service	1	\$ 29.94	\$ 29.94	\$ 359.28
CITY OF COACHELLA	763-432-016	51450	PALMERAS CIR	Trash Service	1	\$ 29.94	\$ 29.94	\$ 359.28
CITY OF COACHELLA	763-432-017	86189	PALMERAS CIR	Trash Service	1	\$ 29.94	\$ 29.94	\$ 359.28
CITY OF COACHELLA	763-432-018	86179	PALMERAS CIR	Trash Service	1	\$ 29.94	\$ 29.94	\$ 359.28
CITY OF COACHELLA	763-432-019	86169	PALMERAS CIR	Trash Service	1	\$ 29.94	\$ 29.94	\$ 359.28
CITY OF COACHELLA	763-432-020	86159	PALMERAS CIR	Trash Service	1	\$ 29.94	\$ 29.94	\$ 359.28
CITY OF COACHELLA	763-432-021	86149	PALMERAS CIR	Trash Service	1	\$ 29.94	\$ 29.94	\$ 359.28
CITY OF COACHELLA	763-432-022	86139	PALMERAS CIR	Trash Service	1	\$ 29.94	\$ 29.94	\$ 359.28
CITY OF COACHELLA	763-432-023	51466	CHUPAROSA DR	Trash Service	1	\$ 29.94	\$ 29.94	\$ 359.28
CITY OF COACHELLA	763-432-024	51446	CHUPAROSA DR	Trash Service	1	\$ 29.94	\$ 29.94	\$ 359.28
CITY OF COACHELLA	763-432-025	51426	CHUPAROSA DR	Trash Service	1	\$ 29.94	\$ 29.94	\$ 359.28
CITY OF COACHELLA	763-432-026	51406	CHUPAROSA DR	Trash Service	1	\$ 29.94	\$ 29.94	\$ 359.28
CITY OF COACHELLA	763-432-027	51386	CHUPAROSA DR	Trash Service	1	\$ 29.94	\$ 29.94	\$ 359.28
CITY OF COACHELLA	763-432-028	51366	CHUPAROSA DR	Trash Service	1	\$ 29.94	\$ 29.94	\$ 359.28
CITY OF COACHELLA	763-432-029	51346	CHUPAROSA DR	Trash Service	1	\$ 29.94	\$ 29.94	\$ 359.28
CITY OF COACHELLA	763-432-030	51326	CHUPAROSA DR	Trash Service	1	\$ 29.94	\$ 29.94	\$ 359.28
CITY OF COACHELLA	763-432-030	51326	CHUPAROSA DR	Additional Recycle	1	\$ 8.47	\$ 8.47	\$ 101.64
CITY OF COACHELLA	763-432-031	51327	CARDELINA DR	Trash Service	1	\$ 29.94	\$ 29.94	\$ 359.28
CITY OF COACHELLA	763-432-032	51347	CARDELINA DR	Trash Service	1	\$ 29.94	\$ 29.94	\$ 359.28
CITY OF COACHELLA	763-432-033	51367	CARDELINA DR	Trash Service	1	\$ 29.94	\$ 29.94	\$ 359.28
CITY OF COACHELLA	763-432-034	51387	CARDELINA DR	Trash Service	1	\$ 29.94	\$ 29.94	\$ 359.28
CITY OF COACHELLA	763-432-035	51407	CARDELINA DR	Trash Service	1	\$ 29.94	\$ 29.94	\$ 359.28
CITY OF COACHELLA	763-432-036	51427	CARDELINA DR	Trash Service	1	\$ 29.94	\$ 29.94	\$ 359.28
CITY OF COACHELLA	763-432-037	51447	CARDELINA DR	Trash Service	1	\$ 29.94	\$ 29.94	\$ 359.28
CITY OF COACHELLA	763-432-038	51467	CARDELINA DR	Trash Service	1	\$ 29.94	\$ 29.94	\$ 359.28
CITY OF COACHELLA	763-432-039	51460	CARDELINA DR	Trash Service	1	\$ 29.94	\$ 29.94	\$ 359.28
CITY OF COACHELLA	763-432-040	51440	CARDELINA DR	Trash Service	1	\$ 29.94	\$ 29.94	\$ 359.28
CITY OF COACHELLA	763-432-041	51420	CARDELINA DR	Trash Service	1	\$ 29.94	\$ 29.94	\$ 359.28
CITY OF COACHELLA	763-432-042	51400	CARDELINA DR	Trash Service	1	\$ 29.94	\$ 29.94	\$ 359.28
CITY OF COACHELLA	763-432-043	51380	CARDELINA DR	Trash Service	1	\$ 29.94	\$ 29.94	\$ 359.28
CITY OF COACHELLA	763-432-044	51360	CARDELINA DR	Trash Service	1	\$ 29.94	\$ 29.94	\$ 359.28
CITY OF COACHELLA	763-432-045	51340	CARDELINA DR	Trash Service	1	\$ 29.94	\$ 29.94	\$ 359.28
CITY OF COACHELLA	763-432-046	51320	CARDELINA DR	Trash Service	1	\$ 29.94	\$ 29.94	\$ 359.28

City of Coachella Final 2022-23 Tax File

Customer Name	Parcel #	Address	Street	Service Level	Units	Monthly Rate	Total Montly Rate	Annual Rate
CITY OF COACHELLA	763-432-047	51319	PALMERAS CIR	Trash Service	1	\$ 29.94	\$ 29.94	\$ 359.28
CITY OF COACHELLA	763-432-048	51339	PALMERAS CIR	Trash Service	1	\$ 29.94	\$ 29.94	\$ 359.28
CITY OF COACHELLA	763-432-049	51359	PALMERAS CIR	Trash Service	1	\$ 29.94	\$ 29.94	\$ 359.28
CITY OF COACHELLA	763-432-050	51379	PALMERAS CIR	Trash Service	1	\$ 29.94	\$ 29.94	\$ 359.28
CITY OF COACHELLA	763-432-051	51399	PALMERAS CIR	Trash Service	1	\$ 29.94	\$ 29.94	\$ 359.28
CITY OF COACHELLA	763-432-052	51419	PALMERAS CIR	Trash Service	1	\$ 29.94	\$ 29.94	\$ 359.28
CITY OF COACHELLA	763-432-053	51439	PALMERAS CIR	Trash Service	1	\$ 29.94	\$ 29.94	\$ 359.28
CITY OF COACHELLA	763-432-054	51459	PALMERAS CIR	Trash Service	1	\$ 29.94	\$ 29.94	\$ 359.28
CITY OF COACHELLA	763-441-001	86012	CALLE BOUGANVILIA	Trash Service	1	\$ 29.94	\$ 29.94	\$ 359.28
CITY OF COACHELLA	763-441-002	86022	CALLE BOUGANVILIA	Trash Service	1	\$ 29.94	\$ 29.94	\$ 359.28
CITY OF COACHELLA	763-441-002	86022	CALLE BOUGANVILIA	Additional Trash	1	\$ 8.47	\$ 8.47	\$ 101.64
CITY OF COACHELLA	763-441-003	86032	CALLE BOUGANVILIA	Trash Service	1	\$ 29.94	\$ 29.94	\$ 359.28
CITY OF COACHELLA	763-441-004	86042	CALLE BOUGANVILIA	Trash Service	1	\$ 29.94	\$ 29.94	\$ 359.28
CITY OF COACHELLA	763-441-005	86052	CALLE BOUGANVILIA	Trash Service	1	\$ 29.94	\$ 29.94	\$ 359.28
CITY OF COACHELLA	763-441-006	86062	CALLE BOUGANVILIA	Trash Service	1	\$ 29.94	\$ 29.94	\$ 359.28
CITY OF COACHELLA	763-441-007	86072	CALLE BOUGANVILIA	Trash Service	1	\$ 29.94	\$ 29.94	\$ 359.28
CITY OF COACHELLA	763-441-008	86082	CALLE BOUGANVILIA	Trash Service	1	\$ 29.94	\$ 29.94	\$ 359.28
CITY OF COACHELLA	763-441-009	86092	CALLE BOUGANVILIA	Trash Service	1	\$ 29.94	\$ 29.94	\$ 359.28
CITY OF COACHELLA	763-442-001	86102	CALLE BOUGANVILIA	Trash Service	1	\$ 29.94	\$ 29.94	\$ 359.28
CITY OF COACHELLA	763-442-001	86102	CALLE BOUGANVILIA	Additional Trash	1	\$ 8.47	\$ 8.47	\$ 101.64
CITY OF COACHELLA	763-442-002	86112	CALLE BOUGANVILIA	Trash Service	1	\$ 29.94	\$ 29.94	\$ 359.28
CITY OF COACHELLA	763-442-003	86122	CALLE BOUGANVILIA	Trash Service	1	\$ 29.94	\$ 29.94	\$ 359.28
CITY OF COACHELLA	763-442-004	86132	CALLE BOUGANVILIA	Trash Service	1	\$ 29.94	\$ 29.94	\$ 359.28
CITY OF COACHELLA	763-442-004	86132	CALLE BOUGANVILIA	Additional Recycle	1	\$ 8.47	\$ 8.47	\$ 101.64
CITY OF COACHELLA	763-442-005	86142	CALLE BOUGANVILIA	Trash Service	1	\$ 29.94	\$ 29.94	\$ 359.28
CITY OF COACHELLA	763-442-006	86152	CALLE BOUGANVILIA	Trash Service	1	\$ 29.94	\$ 29.94	\$ 359.28
CITY OF COACHELLA	763-442-007	86162	CALLE BOUGANVILIA	Trash Service	1	\$ 29.94	\$ 29.94	\$ 359.28
CITY OF COACHELLA	763-442-007	86162	CALLE BOUGANVILIA	Additional Recycle	1	\$ 8.47	\$ 8.47	\$ 101.64
CITY OF COACHELLA	763-442-009	51010	CALLE GARDENIA	Trash Service	1	\$ 29.94	\$ 29.94	\$ 359.28
CITY OF COACHELLA	763-442-009	51010	CALLE GARDENIA	Additional Trash	1	\$ 8.47	\$ 8.47	\$ 101.64
CITY OF COACHELLA	763-442-010	51020	CALLE GARDENIA	Trash Service	1	\$ 29.94	\$ 29.94	\$ 359.28
CITY OF COACHELLA	763-442-011	51030	CALLE GARDENIA	Trash Service	1	\$ 29.94	\$ 29.94	\$ 359.28
CITY OF COACHELLA	763-442-012	51040	CALLE GARDENIA	Trash Service	1	\$ 29.94	\$ 29.94	\$ 359.28
CITY OF COACHELLA	763-442-013	51050	CALLE GARDENIA	Trash Service	1	\$ 29.94	\$ 29.94	\$ 359.28
CITY OF COACHELLA	763-442-013	51050	CALLE GARDENIA	Additional Trash	1	\$ 8.47	\$ 8.47	\$ 101.64
CITY OF COACHELLA	763-442-014	51060	CALLE GARDENIA	Trash Service	1	\$ 29.94	\$ 29.94	\$ 359.28
CITY OF COACHELLA	763-442-014	51060	CALLE GARDENIA	Additional Trash	1	\$ 8.47	\$ 8.47	\$ 101.64
CITY OF COACHELLA	763-442-015	51070	CALLE GARDENIA	Trash Service	1	\$ 29.94	\$ 29.94	\$ 359.28
CITY OF COACHELLA	763-442-016	51080	CALLE GARDENIA	Trash Service	1	\$ 29.94	\$ 29.94	\$ 359.28
CITY OF COACHELLA	763-442-017	51090	CALLE GARDENIA	Trash Service	1	\$ 29.94	\$ 29.94	\$ 359.28

City of Coachella Final 2022-23 Tax File

Customer Name	Parcel #	Address	Street	Service Level	Units	Monthly Rate	Total Montly Rate	Annual Rate
CITY OF COACHELLA	763-442-018	86169	CALLE GERANIO	Trash Service	1	\$ 29.94	\$ 29.94	\$ 359.28
CITY OF COACHELLA	763-442-019	86159	CALLE GERANIO	Trash Service	1	\$ 29.94	\$ 29.94	\$ 359.28
CITY OF COACHELLA	763-442-019	86159	CALLE GERANIO	Additional Trash	1	\$ 8.47	\$ 8.47	\$ 101.64
CITY OF COACHELLA	763-442-020	86149	CALLE GERANIO	Trash Service	1	\$ 29.94	\$ 29.94	\$ 359.28
CITY OF COACHELLA	763-442-021	86139	CALLE GERANIO	Trash Service	1	\$ 29.94	\$ 29.94	\$ 359.28
CITY OF COACHELLA	763-442-021	86139	CALLE GERANIO	Additional Trash	1	\$ 8.47	\$ 8.47	\$ 101.64
CITY OF COACHELLA	763-442-022	86129	CALLE GERANIO	Trash Service	1	\$ 29.94	\$ 29.94	\$ 359.28
CITY OF COACHELLA	763-442-022	86129	CALLE GERANIO	Additional Trash	1	\$ 8.47	\$ 8.47	\$ 101.64
CITY OF COACHELLA	763-442-023	86119	CALLE GERANIO	Trash Service	1	\$ 29.94	\$ 29.94	\$ 359.28
CITY OF COACHELLA	763-442-023	86119	CALLE GERANIO	Additional Trash	1	\$ 8.47	\$ 8.47	\$ 101.64
CITY OF COACHELLA	763-442-024	86109	CALLE GERANIO	Trash Service	1	\$ 29.94	\$ 29.94	\$ 359.28
CITY OF COACHELLA	763-442-024	86109	CALLE GERANIO	Additional Trash	1	\$ 8.47	\$ 8.47	\$ 101.64
CITY OF COACHELLA	763-442-025	86099	CALLE GERANIO	Trash Service	1	\$ 29.94	\$ 29.94	\$ 359.28
CITY OF COACHELLA	763-442-025	86099	CALLE GERANIO	Additional Trash	1	\$ 8.47	\$ 8.47	\$ 101.64
CITY OF COACHELLA	763-442-026	86089	CALLE GERANIO	Trash Service	1	\$ 29.94	\$ 29.94	\$ 359.28
CITY OF COACHELLA	763-442-026	86089	CALLE GERANIO	Additional Trash	1	\$ 8.47	\$ 8.47	\$ 101.64
CITY OF COACHELLA	763-442-027	86079	CALLE GERANIO	Trash Service	1	\$ 29.94	\$ 29.94	\$ 359.28
CITY OF COACHELLA	763-442-027	86079	CALLE GERANIO	Additional Trash	1	\$ 8.47	\$ 8.47	\$ 101.64
CITY OF COACHELLA	763-442-028	86069	CALLE GERANIO	Trash Service	1	\$ 29.94	\$ 29.94	\$ 359.28
CITY OF COACHELLA	763-442-029	86069	CALLE BOUGANVILIA	Trash Service	1	\$ 29.94	\$ 29.94	\$ 359.28
CITY OF COACHELLA	763-442-029	86069	CALLE BOUGANVILIA	Additional Trash	1	\$ 8.47	\$ 8.47	\$ 101.64
CITY OF COACHELLA	763-442-030	86059	CALLE BOUGANVILIA	Trash Service	1	\$ 29.94	\$ 29.94	\$ 359.28
CITY OF COACHELLA	763-442-031	86049	CALLE BOUGANVILIA	Trash Service	1	\$ 29.94	\$ 29.94	\$ 359.28
CITY OF COACHELLA	763-442-032	86039	CALLE BOUGANVILIA	Trash Service	1	\$ 29.94	\$ 29.94	\$ 359.28
CITY OF COACHELLA	763-442-032	86039	CALLE BOUGANVILIA	Additional Trash	1	\$ 8.47	\$ 8.47	\$ 101.64
CITY OF COACHELLA	763-442-033	86029	CALLE BOUGANVILIA	Trash Service	1	\$ 29.94	\$ 29.94	\$ 359.28
CITY OF COACHELLA	763-442-034	86019	CALLE BOUGANVILIA	Trash Service	1	\$ 29.94	\$ 29.94	\$ 359.28
CITY OF COACHELLA	763-442-035	86009	CALLE BOUGANVILIA	Trash Service	1	\$ 29.94	\$ 29.94	\$ 359.28
CITY OF COACHELLA	763-442-035	86009	CALLE BOUGANVILIA	Additional Trash	1	\$ 8.47	\$ 8.47	\$ 101.64
CITY OF COACHELLA	763-443-001	86078	CALLE GERANIO	Trash Service	1	\$ 29.94	\$ 29.94	\$ 359.28
CITY OF COACHELLA	763-443-002	86088	CALLE GERANIO	Trash Service	1	\$ 29.94	\$ 29.94	\$ 359.28
CITY OF COACHELLA	763-443-002	86088	CALLE GERANIO	Additional Trash	1	\$ 8.47	\$ 8.47	\$ 101.64
CITY OF COACHELLA	763-443-003	86098	CALLE GERANIO	Trash Service	1	\$ 29.94	\$ 29.94	\$ 359.28
CITY OF COACHELLA	763-443-004	86108	CALLE GERANIO	Trash Service	1	\$ 29.94	\$ 29.94	\$ 359.28
CITY OF COACHELLA	763-443-004	86108	CALLE GERANIO	Additional Trash	1	\$ 8.47	\$ 8.47	\$ 101.64
CITY OF COACHELLA	763-443-004	86108	CALLE GERANIO	Additional Recycle	1	\$ 8.47	\$ 8.47	\$ 101.64
CITY OF COACHELLA	763-443-005	86118	CALLE GERANIO	Trash Service	1	\$ 29.94	\$ 29.94	\$ 359.28
CITY OF COACHELLA	763-443-005	86118	CALLE GERANIO	Additional Trash	1	\$ 8.47	\$ 8.47	\$ 101.64
CITY OF COACHELLA	763-443-006	86128	CALLE GERANIO	Trash Service	1	\$ 29.94	\$ 29.94	\$ 359.28
CITY OF COACHELLA	763-443-006	86128	CALLE GERANIO	Additional Trash	1	\$ 8.47	\$ 8.47	\$ 101.64

City of Coachella Final 2022-23 Tax File

Customer Name	Parcel #	Address	Street	Service Level	Units	Monthly Rate	Total Montly Rate	Annual Rate
CITY OF COACHELLA	763-443-007	86138	CALLE GERANIO	Trash Service	1	\$ 29.94	\$ 29.94	\$ 359.28
CITY OF COACHELLA	763-443-008	86148	CALLE GERANIO	Trash Service	1	\$ 29.94	\$ 29.94	\$ 359.28
CITY OF COACHELLA	763-443-009	86161	CALLE VIOLETA	Trash Service	1	\$ 29.94	\$ 29.94	\$ 359.28
CITY OF COACHELLA	763-443-010	86151	CALLE VIOLETA	Trash Service	1	\$ 29.94	\$ 29.94	\$ 359.28
CITY OF COACHELLA	763-443-011	86141	CALLE VIOLETA	Trash Service	1	\$ 29.94	\$ 29.94	\$ 359.28
CITY OF COACHELLA	763-443-012	86131	CALLE VIOLETA	Trash Service	1	\$ 29.94	\$ 29.94	\$ 359.28
CITY OF COACHELLA	763-443-012	86131	CALLE VIOLETA	Additional Trash	1	\$ 8.47	\$ 8.47	\$ 101.64
CITY OF COACHELLA	763-443-013	86121	CALLE VIOLETA	Trash Service	1	\$ 29.94	\$ 29.94	\$ 359.28
CITY OF COACHELLA	763-443-013	86121	CALLE VIOLETA	Additional Trash	1	\$ 8.47	\$ 8.47	\$ 101.64
CITY OF COACHELLA	763-443-014	86111	CALLE VIOLETA	Trash Service	1	\$ 29.94	\$ 29.94	\$ 359.28
CITY OF COACHELLA	763-443-014	86111	CALLE VIOLETA	Additional Trash	1	\$ 8.47	\$ 8.47	\$ 101.64
CITY OF COACHELLA	763-443-015	86091	CALLE VIOLETA	Trash Service	1	\$ 29.94	\$ 29.94	\$ 359.28
CITY OF COACHELLA	763-443-016	86081	CALLE VIOLETA	Trash Service	1	\$ 29.94	\$ 29.94	\$ 359.28
CITY OF COACHELLA	763-443-016	86081	CALLE VIOLETA	Additional Trash	1	\$ 8.47	\$ 8.47	\$ 101.64
CITY OF COACHELLA	763-444-001	86080	CALLE VIOLETA	Trash Service	1	\$ 29.94	\$ 29.94	\$ 359.28
CITY OF COACHELLA	763-444-002	86090	CALLE VIOLETA	Trash Service	1	\$ 29.94	\$ 29.94	\$ 359.28
CITY OF COACHELLA	763-444-002	86090	CALLE VIOLETA	Additional Trash	1	\$ 8.47	\$ 8.47	\$ 101.64
CITY OF COACHELLA	763-444-003	86100	CALLE VIOLETA	Trash Service	1	\$ 29.94	\$ 29.94	\$ 359.28
CITY OF COACHELLA	763-444-004	86110	CALLE VIOLETA	Trash Service	1	\$ 29.94	\$ 29.94	\$ 359.28
CITY OF COACHELLA	763-444-005	86120	CALLE VIOLETA	Trash Service	1	\$ 29.94	\$ 29.94	\$ 359.28
CITY OF COACHELLA	763-444-005	86120	CALLE VIOLETA	Additional Trash	1	\$ 8.47	\$ 8.47	\$ 101.64
CITY OF COACHELLA	763-444-006	86130	CALLE VIOLETA	Trash Service	1	\$ 29.94	\$ 29.94	\$ 359.28
CITY OF COACHELLA	763-444-006	86130	CALLE VIOLETA	Additional Trash	1	\$ 8.47	\$ 8.47	\$ 101.64
CITY OF COACHELLA	763-444-007	86140	CALLE VIOLETA	Trash Service	1	\$ 29.94	\$ 29.94	\$ 359.28
CITY OF COACHELLA	763-444-008	86150	CALLE VIOLETA	Trash Service	1	\$ 29.94	\$ 29.94	\$ 359.28
CITY OF COACHELLA	763-444-009	86149	CALLE BOUGANVILIA	Trash Service	1	\$ 29.94	\$ 29.94	\$ 359.28
CITY OF COACHELLA	763-444-009	86149	CALLE BOUGANVILIA	Additional Trash	1	\$ 8.47	\$ 8.47	\$ 101.64
CITY OF COACHELLA	763-444-010	86139	CALLE BOUGANVILIA	Trash Service	1	\$ 29.94	\$ 29.94	\$ 359.28
CITY OF COACHELLA	763-444-010	86139	CALLE BOUGANVILIA	Additional Trash	1	\$ 8.47	\$ 8.47	\$ 101.64
CITY OF COACHELLA	763-444-011	86129	CALLE BOUGANVILIA	Trash Service	1	\$ 29.94	\$ 29.94	\$ 359.28
CITY OF COACHELLA	763-444-012	86119	CALLE BOUGANVILIA	Trash Service	1	\$ 29.94	\$ 29.94	\$ 359.28
CITY OF COACHELLA	763-444-012	86119	CALLE BOUGANVILIA	Additional Trash	1	\$ 8.47	\$ 8.47	\$ 101.64
CITY OF COACHELLA	763-444-013	86109	CALLE BOUGANVILIA	Trash Service	1	\$ 29.94	\$ 29.94	\$ 359.28
CITY OF COACHELLA	763-444-013	86109	CALLE BOUGANVILIA	Additional Trash	1	\$ 8.47	\$ 8.47	\$ 101.64
CITY OF COACHELLA	763-444-014	86099	CALLE BOUGANVILIA	Trash Service	1	\$ 29.94	\$ 29.94	\$ 359.28
CITY OF COACHELLA	763-444-014	86099	CALLE BOUGANVILIA	Additional Trash	1	\$ 8.47	\$ 8.47	\$ 101.64
CITY OF COACHELLA	763-444-015	86089	CALLE BOUGANVILIA	Trash Service	1	\$ 29.94	\$ 29.94	\$ 359.28
CITY OF COACHELLA	763-444-016	86079	CALLE BOUGANVILIA	Trash Service	1	\$ 29.94	\$ 29.94	\$ 359.28
CITY OF COACHELLA	768-010-001	50115	PASEO MADRID	Trash Service	1	\$ 29.94	\$ 29.94	\$ 359.28
CITY OF COACHELLA	768-010-002	50105	PASEO MADRID	Trash Service	1	\$ 29.94	\$ 29.94	\$ 359.28

City of Coachella Final 2022-23 Tax File

Customer Name	Parcel #	Address	Street	Service Level	Units	Monthly Rate	Total Montly Rate	Annual Rate
CITY OF COACHELLA	768-010-003	50093	PASEO MADRID	Trash Service	1	\$ 29.94	\$ 29.94	\$ 359.28
CITY OF COACHELLA	768-010-004	50083	PASEO MADRID	Trash Service	1	\$ 29.94	\$ 29.94	\$ 359.28
CITY OF COACHELLA	768-010-005	50071	PASEO MADRID	Trash Service	1	\$ 29.94	\$ 29.94	\$ 359.28
CITY OF COACHELLA	768-010-006	50061	PASEO MADRID	Trash Service	1	\$ 29.94	\$ 29.94	\$ 359.28
CITY OF COACHELLA	768-010-007	50049	PASEO MADRID	Trash Service	1	\$ 29.94	\$ 29.94	\$ 359.28
CITY OF COACHELLA	768-010-008	50039	PASEO MADRID	Trash Service	1	\$ 29.94	\$ 29.94	\$ 359.28
CITY OF COACHELLA	768-010-009	84012	CALLE GRANADA	Trash Service	1	\$ 29.94	\$ 29.94	\$ 359.28
CITY OF COACHELLA	768-010-010	84020	CALLE GRANADA	Trash Service	1	\$ 29.94	\$ 29.94	\$ 359.28
CITY OF COACHELLA	768-010-011	84026	CALLE GRANADA	Trash Service	1	\$ 29.94	\$ 29.94	\$ 359.28
CITY OF COACHELLA	768-010-012	84032	CALLE GRANADA	Trash Service	1	\$ 29.94	\$ 29.94	\$ 359.28
CITY OF COACHELLA	768-010-013	84038	CALLE GRANADA	Trash Service	1	\$ 29.94	\$ 29.94	\$ 359.28
CITY OF COACHELLA	768-010-014	84046	CALLE GRANADA	Trash Service	1	\$ 29.94	\$ 29.94	\$ 359.28
CITY OF COACHELLA	768-010-015	84052	CALLE GRANADA	Trash Service	1	\$ 29.94	\$ 29.94	\$ 359.28
CITY OF COACHELLA	768-010-015	84052	CALLE GRANADA	Additional Trash	1	\$ 8.47	\$ 8.47	\$ 101.64
CITY OF COACHELLA	768-010-015	84052	CALLE GRANADA	Additional Recycle	1	\$ 8.47	\$ 8.47	\$ 101.64
CITY OF COACHELLA	768-010-015	84052	CALLE GRANADA	Yard Service	2	\$ 10.01	\$ 20.02	\$ 240.24
CITY OF COACHELLA	768-010-016	50030	PASEO CORDOVA	Trash Service	1	\$ 29.94	\$ 29.94	\$ 359.28
CITY OF COACHELLA	768-010-017	50040	PASEO CORDOVA	Trash Service	1	\$ 29.94	\$ 29.94	\$ 359.28
CITY OF COACHELLA	768-010-018	50052	PASEO CORDOVA	Trash Service	1	\$ 29.94	\$ 29.94	\$ 359.28
CITY OF COACHELLA	768-010-019	50062	PASEO CORDOVA	Trash Service	1	\$ 29.94	\$ 29.94	\$ 359.28
CITY OF COACHELLA	768-010-020	50074	PASEO CORDOVA	Trash Service	1	\$ 29.94	\$ 29.94	\$ 359.28
CITY OF COACHELLA	768-010-021	50086	PASEO CORDOVA	Trash Service	1	\$ 29.94	\$ 29.94	\$ 359.28
CITY OF COACHELLA	768-010-022	50096	PASEO CORDOVA	Trash Service	1	\$ 29.94	\$ 29.94	\$ 359.28
CITY OF COACHELLA	768-010-022	50096	PASEO CORDOVA	Additional Trash	1	\$ 8.47	\$ 8.47	\$ 101.64
CITY OF COACHELLA	768-010-023	50108	PASEO CORDOVA	Trash Service	1	\$ 29.94	\$ 29.94	\$ 359.28
CITY OF COACHELLA	768-010-024	50118	PASEO CORDOVA	Trash Service	1	\$ 29.94	\$ 29.94	\$ 359.28
CITY OF COACHELLA	768-011-001	50049	PASEO CORDOVA	Trash Service	1	\$ 29.94	\$ 29.94	\$ 359.28
CITY OF COACHELLA	768-011-002	50050	PASEO MADRID	Trash Service	1	\$ 29.94	\$ 29.94	\$ 359.28
CITY OF COACHELLA	768-011-003	50062	PASEO MADRID	Trash Service	1	\$ 29.94	\$ 29.94	\$ 359.28
CITY OF COACHELLA	768-011-004	50072	PASEO MADRID	Trash Service	1	\$ 29.94	\$ 29.94	\$ 359.28
CITY OF COACHELLA	768-011-005	50082	PASEO MADRID	Trash Service	1	\$ 29.94	\$ 29.94	\$ 359.28
CITY OF COACHELLA	768-011-006	50092	PASEO MADRID	Trash Service	1	\$ 29.94	\$ 29.94	\$ 359.28
CITY OF COACHELLA	768-011-007	50104	PASEO MADRID	Trash Service	1	\$ 29.94	\$ 29.94	\$ 359.28
CITY OF COACHELLA	768-011-008	50116	PASEO MADRID	Trash Service	1	\$ 29.94	\$ 29.94	\$ 359.28
CITY OF COACHELLA	768-011-009	50115	PASEO CORDOVA	Trash Service	1	\$ 29.94	\$ 29.94	\$ 359.28
CITY OF COACHELLA	768-011-010	50105	PASEO CORDOVA	Trash Service	1	\$ 29.94	\$ 29.94	\$ 359.28
CITY OF COACHELLA	768-011-011	50093	PASEO CORDOVA	Trash Service	1	\$ 29.94	\$ 29.94	\$ 359.28
CITY OF COACHELLA	768-011-012	50083	PASEO CORDOVA	Trash Service	1	\$ 29.94	\$ 29.94	\$ 359.28
CITY OF COACHELLA	768-011-013	50071	PASEO CORDOVA	Trash Service	1	\$ 29.94	\$ 29.94	\$ 359.28
CITY OF COACHELLA	768-011-014	50061	PASEO CORDOVA	Trash Service	1	\$ 29.94	\$ 29.94	\$ 359.28

City of Coachella Final 2022-23 Tax File

Customer Name	Parcel #	Address	Street	Service Level	Units	Monthly Rate	Total Montly Rate	Annual Rate
CITY OF COACHELLA	768-020-001	50130	PASEO CORDOVA	Trash Service	1	\$ 29.94	\$ 29.94	\$ 359.28
CITY OF COACHELLA	768-020-002	84152	VIA VALENCIA	Trash Service	1	\$ 29.94	\$ 29.94	\$ 359.28
CITY OF COACHELLA	768-020-003	50172	CALLE MARBELLA	Trash Service	1	\$ 29.94	\$ 29.94	\$ 359.28
CITY OF COACHELLA	768-020-004	50182	CALLE MARBELLA	Trash Service	1	\$ 29.94	\$ 29.94	\$ 359.28
CITY OF COACHELLA	768-020-005	50194	CALLE MARBELLA	Trash Service	1	\$ 29.94	\$ 29.94	\$ 359.28
CITY OF COACHELLA	768-020-006	50204	CALLE MARBELLA	Trash Service	1	\$ 29.94	\$ 29.94	\$ 359.28
CITY OF COACHELLA	768-020-007	50206	CALLE SEGOVIA	Trash Service	1	\$ 29.94	\$ 29.94	\$ 359.28
CITY OF COACHELLA	768-020-007	50206	CALLE SEGOVIA	Additional Trash	1	\$ 8.47	\$ 8.47	\$ 101.64
CITY OF COACHELLA	768-020-008	50210	PASEO CADIZ	Trash Service	1	\$ 29.94	\$ 29.94	\$ 359.28
CITY OF COACHELLA	768-020-009	50218	PASEO CADIZ	Trash Service	1	\$ 29.94	\$ 29.94	\$ 359.28
CITY OF COACHELLA	768-020-009	50218	PASEO CADIZ	Additional Trash	1	\$ 8.47	\$ 8.47	\$ 101.64
CITY OF COACHELLA	768-020-009	50218	PASEO CADIZ	Additional Recycle	1	\$ 8.47	\$ 8.47	\$ 101.64
CITY OF COACHELLA	768-020-010	50224	PASEO CADIZ	Trash Service	1	\$ 29.94	\$ 29.94	\$ 359.28
CITY OF COACHELLA	768-020-011	50230	PASEO CADIZ	Trash Service	1	\$ 29.94	\$ 29.94	\$ 359.28
CITY OF COACHELLA	768-020-011	50230	PASEO CADIZ	Additional Green	1	\$ 8.47	\$ 8.47	\$ 101.64
CITY OF COACHELLA	768-020-011	50230	PASEO CADIZ	Additional Trash	1	\$ 8.47	\$ 8.47	\$ 101.64
CITY OF COACHELLA	768-020-012	50236	PASEO CADIZ	Trash Service	1	\$ 29.94	\$ 29.94	\$ 359.28
CITY OF COACHELLA	768-020-013	50242	PASEO CADIZ	Trash Service	1	\$ 29.94	\$ 29.94	\$ 359.28
CITY OF COACHELLA	768-020-014	50248	PASEO CADIZ	Trash Service	1	\$ 29.94	\$ 29.94	\$ 359.28
CITY OF COACHELLA	768-020-015	50254	PASEO CADIZ	Trash Service	1	\$ 29.94	\$ 29.94	\$ 359.28
CITY OF COACHELLA	768-020-016	50260	PASEO CADIZ	Trash Service	1	\$ 29.94	\$ 29.94	\$ 359.28
CITY OF COACHELLA	768-020-017	50266	PASEO CADIZ	Trash Service	1	\$ 29.94	\$ 29.94	\$ 359.28
CITY OF COACHELLA	768-020-018	50272	PASEO CADIZ	Trash Service	1	\$ 29.94	\$ 29.94	\$ 359.28
CITY OF COACHELLA	768-020-019	50278	PASEO CADIZ	Trash Service	1	\$ 29.94	\$ 29.94	\$ 359.28
CITY OF COACHELLA	768-020-020	50286	PASEO CADIZ	Trash Service	1	\$ 29.94	\$ 29.94	\$ 359.28
CITY OF COACHELLA	768-020-020	50286	PASEO CADIZ	Additional Recycle	1	\$ 8.47	\$ 8.47	\$ 101.64
CITY OF COACHELLA	768-020-021	50298	PASEO CADIZ	Trash Service	1	\$ 29.94	\$ 29.94	\$ 359.28
CITY OF COACHELLA	768-020-021	50292	PASEO CADIZ	Trash Service	1	\$ 29.94	\$ 29.94	\$ 359.28
CITY OF COACHELLA	768-020-026	84065	CALLE SEVILLE	Trash Service	1	\$ 29.94	\$ 29.94	\$ 359.28
CITY OF COACHELLA	768-020-030	50277	PASEO BARCELONA	Trash Service	1	\$ 29.94	\$ 29.94	\$ 359.28
CITY OF COACHELLA	768-020-032	50265	PASEO BARCELONA	Trash Service	1	\$ 29.94	\$ 29.94	\$ 359.28
CITY OF COACHELLA	768-020-032	50265	PASEO BARCELONA	Additional Trash	1	\$ 8.47	\$ 8.47	\$ 101.64
CITY OF COACHELLA	768-020-033	50259	PASEO BARCELONA	Trash Service	1	\$ 29.94	\$ 29.94	\$ 359.28
CITY OF COACHELLA	768-020-035	50247	PASEO BARCELONA	Trash Service	1	\$ 29.94	\$ 29.94	\$ 359.28
CITY OF COACHELLA	768-021-001	50283	PASEO CADIZ	Trash Service	1	\$ 29.94	\$ 29.94	\$ 359.28
CITY OF COACHELLA	768-021-002	50277	PASEO CADIZ	Trash Service	1	\$ 29.94	\$ 29.94	\$ 359.28
CITY OF COACHELLA	768-021-004	50265	PASEO CADIZ	Trash Service	1	\$ 29.94	\$ 29.94	\$ 359.28
CITY OF COACHELLA	768-021-005	50259	PASEO CADIZ	Trash Service	1	\$ 29.94	\$ 29.94	\$ 359.28
CITY OF COACHELLA	768-021-006	50253	PASEO CADIZ	Trash Service	1	\$ 29.94	\$ 29.94	\$ 359.28
CITY OF COACHELLA	768-021-006	50253	PASEO CADIZ	Additional Trash	1	\$ 8.47	\$ 8.47	\$ 101.64

City of Coachella Final 2022-23 Tax File

Customer Name	Parcel #	Address	Street	Service Level	Units	Monthly Rate	Total Montly Rate	Annual Rate
CITY OF COACHELLA	768-021-007	50247	PASEO CADIZ	Trash Service	1	\$ 29.94	\$ 29.94	\$ 359.28
CITY OF COACHELLA	768-021-008	50241	PASEO CADIZ	Trash Service	1	\$ 29.94	\$ 29.94	\$ 359.28
CITY OF COACHELLA	768-021-008	50241	PASEO CADIZ	Additional Trash	1	\$ 8.47	\$ 8.47	\$ 101.64
CITY OF COACHELLA	768-021-009	50235	PASEO CADIZ	Trash Service	1	\$ 29.94	\$ 29.94	\$ 359.28
CITY OF COACHELLA	768-021-010	50229	PASEO CADIZ	Trash Service	1	\$ 29.94	\$ 29.94	\$ 359.28
CITY OF COACHELLA	768-021-011	50223	PASEO CADIZ	Trash Service	1	\$ 29.94	\$ 29.94	\$ 359.28
CITY OF COACHELLA	768-021-012	50217	PASEO CADIZ	Trash Service	1	\$ 29.94	\$ 29.94	\$ 359.28
CITY OF COACHELLA	768-021-017	50242	PASEO BARCELONA	Trash Service	1	\$ 29.94	\$ 29.94	\$ 359.28
CITY OF COACHELLA	768-021-018	50248	PASEO BARCELONA	Trash Service	1	\$ 29.94	\$ 29.94	\$ 359.28
CITY OF COACHELLA	768-021-019	50252	PASEO BARCELONA	Trash Service	1	\$ 29.94	\$ 29.94	\$ 359.28
CITY OF COACHELLA	768-021-020	50258	PASEO BARCELONA	Trash Service	1	\$ 29.94	\$ 29.94	\$ 359.28
CITY OF COACHELLA	768-021-021	50264	PASEO BARCELONA	Trash Service	1	\$ 29.94	\$ 29.94	\$ 359.28
CITY OF COACHELLA	768-021-022	50270	PASEO BARCELONA	Trash Service	1	\$ 29.94	\$ 29.94	\$ 359.28
CITY OF COACHELLA	768-021-023	50276	PASEO BARCELONA	Trash Service	1	\$ 29.94	\$ 29.94	\$ 359.28
CITY OF COACHELLA	768-021-024	50282	PASEO BARCELONA	Trash Service	1	\$ 29.94	\$ 29.94	\$ 359.28
CITY OF COACHELLA	768-022-007	50205	CALLE MARBELLA	Trash Service	1	\$ 29.94	\$ 29.94	\$ 359.28
CITY OF COACHELLA	768-022-008	50193	CALLE MARBELLA	Trash Service	1	\$ 29.94	\$ 29.94	\$ 359.28
CITY OF COACHELLA	768-022-009	50183	CALLE MARBELLA	Trash Service	1	\$ 29.94	\$ 29.94	\$ 359.28
CITY OF COACHELLA	768-022-010	50173	CALLE MARBELLA	Trash Service	1	\$ 29.94	\$ 29.94	\$ 359.28
CITY OF COACHELLA	768-030-001	84458	DA VINCI DR	Trash Service	1	\$ 29.94	\$ 29.94	\$ 359.28
CITY OF COACHELLA	768-030-002	84464	DA VINCI DR	Trash Service	1	\$ 29.94	\$ 29.94	\$ 359.28
CITY OF COACHELLA	768-030-003	84470	DA VINCI DR	Trash Service	1	\$ 29.94	\$ 29.94	\$ 359.28
CITY OF COACHELLA	768-030-004	84480	DA VINCI DR	Trash Service	1	\$ 29.94	\$ 29.94	\$ 359.28
CITY OF COACHELLA	768-030-005	84488	DA VINCI DR	Trash Service	1	\$ 29.94	\$ 29.94	\$ 359.28
CITY OF COACHELLA	768-030-006	84494	DA VINCI DR	Trash Service	1	\$ 29.94	\$ 29.94	\$ 359.28
CITY OF COACHELLA	768-030-007	84500	DA VINCI DR	Trash Service	1	\$ 29.94	\$ 29.94	\$ 359.28
CITY OF COACHELLA	768-030-008	50090	GOYA DR	Trash Service	1	\$ 29.94	\$ 29.94	\$ 359.28
CITY OF COACHELLA	768-030-009	50112	GOYA DR	Trash Service	1	\$ 29.94	\$ 29.94	\$ 359.28
CITY OF COACHELLA	768-030-010	50136	GOYA DR	Trash Service	1	\$ 29.94	\$ 29.94	\$ 359.28
CITY OF COACHELLA	768-030-011	50158	GOYA DR	Trash Service	1	\$ 29.94	\$ 29.94	\$ 359.28
CITY OF COACHELLA	768-030-012	50180	GOYA DR	Trash Service	1	\$ 29.94	\$ 29.94	\$ 359.28
CITY OF COACHELLA	768-030-013	50204	GOYA DR	Trash Service	1	\$ 29.94	\$ 29.94	\$ 359.28
CITY OF COACHELLA	768-030-014	50226	GOYA DR	Trash Service	1	\$ 29.94	\$ 29.94	\$ 359.28
CITY OF COACHELLA	768-030-015	50250	GOYA DR	Trash Service	1	\$ 29.94	\$ 29.94	\$ 359.28
CITY OF COACHELLA	768-030-015	50250	GOYA DR	Additional Trash	1	\$ 8.47	\$ 8.47	\$ 101.64
CITY OF COACHELLA	768-030-016	84460	MURILLO LANE	Trash Service	1	\$ 29.94	\$ 29.94	\$ 359.28
CITY OF COACHELLA	768-030-017	84470	MURILLO LANE	Trash Service	1	\$ 29.94	\$ 29.94	\$ 359.28
CITY OF COACHELLA	768-030-018	84476	MURILLO LANE	Trash Service	1	\$ 29.94	\$ 29.94	\$ 359.28
CITY OF COACHELLA	768-030-019	84482	MURILLO LANE	Trash Service	1	\$ 29.94	\$ 29.94	\$ 359.28
CITY OF COACHELLA	768-030-020	84481	RUEBENS WAY	Trash Service	1	\$ 29.94	\$ 29.94	\$ 359.28

City of Coachella Final 2022-23 Tax File

Customer Name	Parcel #	Address	Street	Service Level	Units	Monthly Rate	Total Montly Rate	Annual Rate
CITY OF COACHELLA	768-030-021	84475	RUEBENS WAY	Trash Service	1	\$ 29.94	\$ 29.94	\$ 359.28
CITY OF COACHELLA	768-030-021	84475	RUEBENS WAY	Additional Trash	1	\$ 8.47	\$ 8.47	\$ 101.64
CITY OF COACHELLA	768-030-022	84469	RUEBENS WAY	Trash Service	1	\$ 29.94	\$ 29.94	\$ 359.28
CITY OF COACHELLA	768-030-023	84461	RUEBENS WAY	Trash Service	1	\$ 29.94	\$ 29.94	\$ 359.28
CITY OF COACHELLA	768-030-024	84454	RUEBENS WAY	Trash Service	1	\$ 29.94	\$ 29.94	\$ 359.28
CITY OF COACHELLA	768-030-025	84466	RUEBENS WAY	Trash Service	1	\$ 29.94	\$ 29.94	\$ 359.28
CITY OF COACHELLA	768-030-026	84476	RUEBENS WAY	Trash Service	1	\$ 29.94	\$ 29.94	\$ 359.28
CITY OF COACHELLA	768-030-027	84482	RUEBENS WAY	Trash Service	1	\$ 29.94	\$ 29.94	\$ 359.28
CITY OF COACHELLA	768-030-028	84481	DA VINCI DR	Trash Service	1	\$ 29.94	\$ 29.94	\$ 359.28
CITY OF COACHELLA	768-030-028	84481	DA VINCI DR	Additional Trash	1	\$ 8.47	\$ 8.47	\$ 101.64
CITY OF COACHELLA	768-030-029	84475	DA VINCI DR	Trash Service	1	\$ 29.94	\$ 29.94	\$ 359.28
CITY OF COACHELLA	768-030-029	84475	DA VINCI DR	Additional Trash	1	\$ 8.47	\$ 8.47	\$ 101.64
CITY OF COACHELLA	768-030-030	84469	DA VINCI DR	Trash Service	1	\$ 29.94	\$ 29.94	\$ 359.28
CITY OF COACHELLA	768-030-031	84463	DA VINCI DR	Trash Service	1	\$ 29.94	\$ 29.94	\$ 359.28
CITY OF COACHELLA	768-030-032	84449	DA VINCI DR	Trash Service	1	\$ 29.94	\$ 29.94	\$ 359.28
CITY OF COACHELLA	768-030-033	84439	DA VINCI DR	Trash Service	1	\$ 29.94	\$ 29.94	\$ 359.28
CITY OF COACHELLA	768-030-034	84425	DA VINCI DR	Trash Service	1	\$ 29.94	\$ 29.94	\$ 359.28
CITY OF COACHELLA	768-030-035	84419	DA VINCI DR	Trash Service	1	\$ 29.94	\$ 29.94	\$ 359.28
CITY OF COACHELLA	768-030-036	84420	MIRO LANE	Trash Service	1	\$ 29.94	\$ 29.94	\$ 359.28
CITY OF COACHELLA	768-030-037	84426	MIRO LANE	Trash Service	1	\$ 29.94	\$ 29.94	\$ 359.28
CITY OF COACHELLA	768-030-038	84438	MIRO LANE	Trash Service	1	\$ 29.94	\$ 29.94	\$ 359.28
CITY OF COACHELLA	768-030-039	84444	MIRO LANE	Trash Service	1	\$ 29.94	\$ 29.94	\$ 359.28
CITY OF COACHELLA	768-030-040	84451	MIRO LANE	Trash Service	1	\$ 29.94	\$ 29.94	\$ 359.28
CITY OF COACHELLA	768-030-041	84447	MIRO LANE	Trash Service	1	\$ 29.94	\$ 29.94	\$ 359.28
CITY OF COACHELLA	768-030-042	84439	MIRO LANE	Trash Service	1	\$ 29.94	\$ 29.94	\$ 359.28
CITY OF COACHELLA	768-030-043	84425	MIRO LANE	Trash Service	1	\$ 29.94	\$ 29.94	\$ 359.28
CITY OF COACHELLA	768-030-043	84425	MIRO LANE	Additional Recycle	1	\$ 8.47	\$ 8.47	\$ 101.64
CITY OF COACHELLA	768-030-044	84419	MIRO LANE	Trash Service	1	\$ 29.94	\$ 29.94	\$ 359.28
CITY OF COACHELLA	768-030-045	84420	MURILLO LANE	Trash Service	1	\$ 29.94	\$ 29.94	\$ 359.28
CITY OF COACHELLA	768-030-046	84426	MURILLO LANE	Trash Service	1	\$ 29.94	\$ 29.94	\$ 359.28
CITY OF COACHELLA	768-030-047	84438	MURILLO LANE	Trash Service	1	\$ 29.94	\$ 29.94	\$ 359.28
CITY OF COACHELLA	768-030-048	84442	MURILLO LANE	Trash Service	1	\$ 29.94	\$ 29.94	\$ 359.28
CITY OF COACHELLA	768-030-049	84450	MURILLO LANE	Trash Service	1	\$ 29.94	\$ 29.94	\$ 359.28
CITY OF COACHELLA	768-030-050	50245	GRECO DR	Trash Service	1	\$ 29.94	\$ 29.94	\$ 359.28
CITY OF COACHELLA	768-030-051	50223	GRECO DR	Trash Service	1	\$ 29.94	\$ 29.94	\$ 359.28
CITY OF COACHELLA	768-030-052	50199	GRECO DR	Trash Service	1	\$ 29.94	\$ 29.94	\$ 359.28
CITY OF COACHELLA	768-030-053	50177	GRECO DR	Trash Service	1	\$ 29.94	\$ 29.94	\$ 359.28
CITY OF COACHELLA	768-030-054	50155	GRECO DR	Trash Service	1	\$ 29.94	\$ 29.94	\$ 359.28
CITY OF COACHELLA	768-030-055	50131	GRECO DR	Trash Service	1	\$ 29.94	\$ 29.94	\$ 359.28
CITY OF COACHELLA	768-030-056	50109	GRECO DR	Trash Service	1	\$ 29.94	\$ 29.94	\$ 359.28

City of Coachella Final 2022-23 Tax File

Customer Name	Parcel #	Address	Street	Service Level	Units	Monthly Rate	Total Montly Rate	Annual Rate
CITY OF COACHELLA	768-030-057	50087	GRECO DR	Trash Service	1	\$ 29.94	\$ 29.94	\$ 359.28
CITY OF COACHELLA	768-030-058	84402	DA VINCI DR	Trash Service	1	\$ 29.94	\$ 29.94	\$ 359.28
CITY OF COACHELLA	768-030-059	84408	DA VINCI DR	Trash Service	1	\$ 29.94	\$ 29.94	\$ 359.28
CITY OF COACHELLA	768-030-060	84414	DA VINCI DR	Trash Service	1	\$ 29.94	\$ 29.94	\$ 359.28
CITY OF COACHELLA	768-030-061	84422	DA VINCI DR	Trash Service	1	\$ 29.94	\$ 29.94	\$ 359.28
CITY OF COACHELLA	768-030-062	84430	DA VINCI DR	Trash Service	1	\$ 29.94	\$ 29.94	\$ 359.28
CITY OF COACHELLA	768-030-063	84438	DA VINCI DR	Trash Service	1	\$ 29.94	\$ 29.94	\$ 359.28
CITY OF COACHELLA	768-030-064	84446	DA VINCI DR	Trash Service	1	\$ 29.94	\$ 29.94	\$ 359.28
CITY OF COACHELLA	768-040-001	50272	GOYA DR	Trash Service	1	\$ 29.94	\$ 29.94	\$ 359.28
CITY OF COACHELLA	768-040-002	50294	GOYA DR	Trash Service	1	\$ 29.94	\$ 29.94	\$ 359.28
CITY OF COACHELLA	768-040-002	50294	GOYA DR	Additional Green	1	\$ 8.47	\$ 8.47	\$ 101.64
CITY OF COACHELLA	768-040-003	50318	GOYA DR	Trash Service	1	\$ 29.94	\$ 29.94	\$ 359.28
CITY OF COACHELLA	768-040-003	50318	GOYA DR	Additional Trash	1	\$ 8.47	\$ 8.47	\$ 101.64
CITY OF COACHELLA	768-040-004	50340	GOYA DR	Trash Service	1	\$ 29.94	\$ 29.94	\$ 359.28
CITY OF COACHELLA	768-040-004	50340	GOYA DR	Additional Trash	1	\$ 8.47	\$ 8.47	\$ 101.64
CITY OF COACHELLA	768-040-005	50362	GOYA DR	Trash Service	1	\$ 29.94	\$ 29.94	\$ 359.28
CITY OF COACHELLA	768-040-005	50362	GOYA DR	Additional Trash	1	\$ 8.47	\$ 8.47	\$ 101.64
CITY OF COACHELLA	768-040-006	84475	GOYA DR	Trash Service	1	\$ 29.94	\$ 29.94	\$ 359.28
CITY OF COACHELLA	768-040-007	84463	GOYA DR	Trash Service	1	\$ 29.94	\$ 29.94	\$ 359.28
CITY OF COACHELLA	768-040-008	84460	GOYA DR	Trash Service	1	\$ 29.94	\$ 29.94	\$ 359.28
CITY OF COACHELLA	768-040-009	84470	GOYA DR	Trash Service	1	\$ 29.94	\$ 29.94	\$ 359.28
CITY OF COACHELLA	768-040-010	84476	GOYA DR	Trash Service	1	\$ 29.94	\$ 29.94	\$ 359.28
CITY OF COACHELLA	768-040-011	84482	GOYA DR	Trash Service	1	\$ 29.94	\$ 29.94	\$ 359.28
CITY OF COACHELLA	768-040-012	84481	MURILLO LANE	Trash Service	1	\$ 29.94	\$ 29.94	\$ 359.28
CITY OF COACHELLA	768-040-013	84475	MURILLO LANE	Trash Service	1	\$ 29.94	\$ 29.94	\$ 359.28
CITY OF COACHELLA	768-040-014	84469	MURILLO LANE	Trash Service	1	\$ 29.94	\$ 29.94	\$ 359.28
CITY OF COACHELLA	768-040-015	84461	MURILLO LANE	Trash Service	1	\$ 29.94	\$ 29.94	\$ 359.28
CITY OF COACHELLA	768-040-016	84451	MURILLO LANE	Trash Service	1	\$ 29.94	\$ 29.94	\$ 359.28
CITY OF COACHELLA	768-040-017	84441	MURILLO LANE	Trash Service	1	\$ 29.94	\$ 29.94	\$ 359.28
CITY OF COACHELLA	768-040-018	84439	MURILLO LANE	Trash Service	1	\$ 29.94	\$ 29.94	\$ 359.28
CITY OF COACHELLA	768-040-019	84425	MURILLO LANE	Trash Service	1	\$ 29.94	\$ 29.94	\$ 359.28
CITY OF COACHELLA	768-040-020	84419	MURILLO LANE	Trash Service	1	\$ 29.94	\$ 29.94	\$ 359.28
CITY OF COACHELLA	768-040-021	84420	DEGAS LANE	Trash Service	1	\$ 29.94	\$ 29.94	\$ 359.28
CITY OF COACHELLA	768-040-022	84426	DEGAS LANE	Trash Service	1	\$ 29.94	\$ 29.94	\$ 359.28
CITY OF COACHELLA	768-040-023	84438	DEGAS LANE	Trash Service	1	\$ 29.94	\$ 29.94	\$ 359.28
CITY OF COACHELLA	768-040-024	84442	DEGAS LANE	Trash Service	1	\$ 29.94	\$ 29.94	\$ 359.28
CITY OF COACHELLA	768-040-025	84444	DEGAS LANE	Trash Service	1	\$ 29.94	\$ 29.94	\$ 359.28
CITY OF COACHELLA	768-040-026	84443	DEGAS LANE	Trash Service	1	\$ 29.94	\$ 29.94	\$ 359.28
CITY OF COACHELLA	768-040-027	84441	DEGAS LANE	Trash Service	1	\$ 29.94	\$ 29.94	\$ 359.28
CITY OF COACHELLA	768-040-028	84439	DEGAS LANE	Trash Service	1	\$ 29.94	\$ 29.94	\$ 359.28

City of Coachella Final 2022-23 Tax File

Customer Name	Parcel #	Address	Street	Service Level	Units	Monthly Rate	Total Montly Rate	Annual Rate
CITY OF COACHELLA	768-040-029	84425	DEGAS LANE	Trash Service	1	\$ 29.94	\$ 29.94	\$ 359.28
CITY OF COACHELLA	768-040-030	84419	DEGAS LANE	Trash Service	1	\$ 29.94	\$ 29.94	\$ 359.28
CITY OF COACHELLA	768-040-031	84420	RAPHAEL WAY	Trash Service	1	\$ 29.94	\$ 29.94	\$ 359.28
CITY OF COACHELLA	768-040-032	84426	RAPHAEL WAY	Trash Service	1	\$ 29.94	\$ 29.94	\$ 359.28
CITY OF COACHELLA	768-040-033	84438	RAPHAEL WAY	Trash Service	1	\$ 29.94	\$ 29.94	\$ 359.28
CITY OF COACHELLA	768-040-033	84438	RAPHAEL WAY	Additional Trash	1	\$ 8.47	\$ 8.47	\$ 101.64
CITY OF COACHELLA	768-040-034	84444	RAPHAEL WAY	Trash Service	1	\$ 29.94	\$ 29.94	\$ 359.28
CITY OF COACHELLA	768-040-035	84450	RAPHAEL WAY	Trash Service	1	\$ 29.94	\$ 29.94	\$ 359.28
CITY OF COACHELLA	768-040-036	84456	RAPHAEL WAY	Trash Service	1	\$ 29.94	\$ 29.94	\$ 359.28
CITY OF COACHELLA	768-040-037	84470	RAPHAEL WAY	Trash Service	1	\$ 29.94	\$ 29.94	\$ 359.28
CITY OF COACHELLA	768-040-037	84470	RAPHAEL WAY	Additional Trash	1	\$ 8.47	\$ 8.47	\$ 101.64
CITY OF COACHELLA	768-040-038	84476	RAPHAEL WAY	Trash Service	1	\$ 29.94	\$ 29.94	\$ 359.28
CITY OF COACHELLA	768-040-039	50415	RIBERA ST	Trash Service	1	\$ 29.94	\$ 29.94	\$ 359.28
CITY OF COACHELLA	768-040-040	50414	VIA PRADO	Trash Service	1	\$ 29.94	\$ 29.94	\$ 359.28
CITY OF COACHELLA	768-040-041	84457	RAPHAEL WAY	Trash Service	1	\$ 29.94	\$ 29.94	\$ 359.28
CITY OF COACHELLA	768-040-041	84457	RAPHAEL WAY	Additional Trash	1	\$ 8.47	\$ 8.47	\$ 101.64
CITY OF COACHELLA	768-040-042	84451	RAPHAEL WAY	Trash Service	1	\$ 29.94	\$ 29.94	\$ 359.28
CITY OF COACHELLA	768-040-043	84445	RAPHAEL WAY	Trash Service	1	\$ 29.94	\$ 29.94	\$ 359.28
CITY OF COACHELLA	768-040-044	84439	RAPHAEL WAY	Trash Service	1	\$ 29.94	\$ 29.94	\$ 359.28
CITY OF COACHELLA	768-040-045	84425	RAPHAEL WAY	Trash Service	1	\$ 29.94	\$ 29.94	\$ 359.28
CITY OF COACHELLA	768-040-046	84419	RAPHAEL WAY	Trash Service	1	\$ 29.94	\$ 29.94	\$ 359.28
CITY OF COACHELLA	768-040-047	84413	RAPHAEL WAY	Trash Service	1	\$ 29.94	\$ 29.94	\$ 359.28
CITY OF COACHELLA	768-040-048	84411	RAPHAEL WAY	Trash Service	1	\$ 29.94	\$ 29.94	\$ 359.28
CITY OF COACHELLA	768-040-049	50495	GRECO DR	Trash Service	1	\$ 29.94	\$ 29.94	\$ 359.28
CITY OF COACHELLA	768-040-049	50495	GRECO DR	Additional Trash	1	\$ 8.47	\$ 8.47	\$ 101.64
CITY OF COACHELLA	768-040-050	50473	GRECO DR	Trash Service	1	\$ 29.94	\$ 29.94	\$ 359.28
CITY OF COACHELLA	768-040-051	50451	GRECO DR	Trash Service	1	\$ 29.94	\$ 29.94	\$ 359.28
CITY OF COACHELLA	768-040-052	50427	GRECO DR	Trash Service	1	\$ 29.94	\$ 29.94	\$ 359.28
CITY OF COACHELLA	768-040-053	50405	GRECO DR	Trash Service	1	\$ 29.94	\$ 29.94	\$ 359.28
CITY OF COACHELLA	768-040-054	50381	GRECO DR	Trash Service	1	\$ 29.94	\$ 29.94	\$ 359.28
CITY OF COACHELLA	768-040-055	50359	GRECO DR	Trash Service	1	\$ 29.94	\$ 29.94	\$ 359.28
CITY OF COACHELLA	768-040-056	50337	GRECO DR	Trash Service	1	\$ 29.94	\$ 29.94	\$ 359.28
CITY OF COACHELLA	768-040-057	50313	GRECO DR	Trash Service	1	\$ 29.94	\$ 29.94	\$ 359.28
CITY OF COACHELLA	768-040-058	50291	GRECO DR	Trash Service	1	\$ 29.94	\$ 29.94	\$ 359.28
CITY OF COACHELLA	768-040-059	50269	GRECO DR	Trash Service	1	\$ 29.94	\$ 29.94	\$ 359.28
CITY OF COACHELLA	768-070-005	84390	AVE 52	Trash Service	4	\$ 29.94	\$ 119.76	\$ 1,437.12
CITY OF COACHELLA	768-080-001	50010	MAZATLAN DR	Trash Service	1	\$ 29.94	\$ 29.94	\$ 359.28
CITY OF COACHELLA	768-080-002	50020	MAZATLAN DR	Trash Service	1	\$ 29.94	\$ 29.94	\$ 359.28
CITY OF COACHELLA	768-080-003	50030	MAZATLAN DR	Trash Service	1	\$ 29.94	\$ 29.94	\$ 359.28
CITY OF COACHELLA	768-080-004	50040	MAZATLAN DR	Trash Service	1	\$ 29.94	\$ 29.94	\$ 359.28

City of Coachella Final 2022-23 Tax File

Customer Name	Parcel #	Address	Street	Service Level	Units	Monthly Rate	Total Montly Rate	Annual Rate
CITY OF COACHELLA	768-080-005	50050	MAZATLAN DR	Trash Service	1	\$ 29.94	\$ 29.94	\$ 359.28
CITY OF COACHELLA	768-080-006	50060	MAZATLAN DR	Trash Service	1	\$ 29.94	\$ 29.94	\$ 359.28
CITY OF COACHELLA	768-080-006	50060	MAZATLAN DR	Additional Trash	1	\$ 8.47	\$ 8.47	\$ 101.64
CITY OF COACHELLA	768-080-007	50070	MAZATLAN DR	Trash Service	1	\$ 29.94	\$ 29.94	\$ 359.28
CITY OF COACHELLA	768-080-007	50070	MAZATLAN DR	Additional Trash	1	\$ 8.47	\$ 8.47	\$ 101.64
CITY OF COACHELLA	768-080-008	50080	MAZATLAN DR	Trash Service	1	\$ 29.94	\$ 29.94	\$ 359.28
CITY OF COACHELLA	768-080-009	50090	MAZATLAN DR	Trash Service	1	\$ 29.94	\$ 29.94	\$ 359.28
CITY OF COACHELLA	768-080-010	50100	MAZATLAN DR	Trash Service	1	\$ 29.94	\$ 29.94	\$ 359.28
CITY OF COACHELLA	768-080-011	50110	MAZATLAN DR	Trash Service	1	\$ 29.94	\$ 29.94	\$ 359.28
CITY OF COACHELLA	768-080-012	50120	MAZATLAN DR	Trash Service	1	\$ 29.94	\$ 29.94	\$ 359.28
CITY OF COACHELLA	768-080-013	50130	MAZATLAN DR	Trash Service	1	\$ 29.94	\$ 29.94	\$ 359.28
CITY OF COACHELLA	768-080-014	50140	MAZATLAN DR	Trash Service	1	\$ 29.94	\$ 29.94	\$ 359.28
CITY OF COACHELLA	768-080-014	50140	MAZATLAN DR	Additional Trash	1	\$ 8.47	\$ 8.47	\$ 101.64
CITY OF COACHELLA	768-080-015	50150	MAZATLAN DR	Trash Service	1	\$ 29.94	\$ 29.94	\$ 359.28
CITY OF COACHELLA	768-080-016	50160	MAZATLAN DR	Trash Service	1	\$ 29.94	\$ 29.94	\$ 359.28
CITY OF COACHELLA	768-080-016	50160	MAZATLAN DR	Additional Trash	1	\$ 8.47	\$ 8.47	\$ 101.64
CITY OF COACHELLA	768-080-017	50170	MAZATLAN DR	Trash Service	1	\$ 29.94	\$ 29.94	\$ 359.28
CITY OF COACHELLA	768-080-017	50170	MAZATLAN DR	Additional Trash	1	\$ 8.47	\$ 8.47	\$ 101.64
CITY OF COACHELLA	768-080-018	50180	MAZATLAN DR	Trash Service	1	\$ 29.94	\$ 29.94	\$ 359.28
CITY OF COACHELLA	768-080-019	50190	MAZATLAN DR	Trash Service	1	\$ 29.94	\$ 29.94	\$ 359.28
CITY OF COACHELLA	768-080-020	50200	MAZATLAN DR	Trash Service	1	\$ 29.94	\$ 29.94	\$ 359.28
CITY OF COACHELLA	768-080-020	50200	MAZATLAN DR	Additional Trash	1	\$ 8.47	\$ 8.47	\$ 101.64
CITY OF COACHELLA	768-080-022	50255	JALISCO	Trash Service	1	\$ 29.94	\$ 29.94	\$ 359.28
CITY OF COACHELLA	768-080-023	50265	JALISCO	Trash Service	1	\$ 29.94	\$ 29.94	\$ 359.28
CITY OF COACHELLA	768-080-024	50275	JALISCO	Trash Service	2	\$ 29.94	\$ 59.88	\$ 718.56
CITY OF COACHELLA	768-080-025	50295	JALISCO	Trash Service	1	\$ 29.94	\$ 29.94	\$ 359.28
CITY OF COACHELLA	768-080-025	50295	JALISCO	Additional Trash	1	\$ 8.47	\$ 8.47	\$ 101.64
CITY OF COACHELLA	768-080-026	84450	TAXCO WAY	Trash Service	1	\$ 29.94	\$ 29.94	\$ 359.28
CITY OF COACHELLA	768-080-026	84450	TAXCO WAY	Additional Trash	1	\$ 8.47	\$ 8.47	\$ 101.64
CITY OF COACHELLA	768-080-027	84440	TAXCO WAY	Trash Service	1	\$ 29.94	\$ 29.94	\$ 359.28
CITY OF COACHELLA	768-080-028	84430	TAXCO WAY	Trash Service	1	\$ 29.94	\$ 29.94	\$ 359.28
CITY OF COACHELLA	768-080-028	84430	TAXCO WAY	Additional Trash	1	\$ 8.47	\$ 8.47	\$ 101.64
CITY OF COACHELLA	768-080-029	84420	TAXCO WAY	Trash Service	1	\$ 29.94	\$ 29.94	\$ 359.28
CITY OF COACHELLA	768-080-029	84420	TAXCO WAY	Additional Trash	1	\$ 8.47	\$ 8.47	\$ 101.64
CITY OF COACHELLA	768-080-030	84410	TAXCO WAY	Trash Service	1	\$ 29.94	\$ 29.94	\$ 359.28
CITY OF COACHELLA	768-080-031	84400	TAXCO WAY	Trash Service	1	\$ 29.94	\$ 29.94	\$ 359.28
CITY OF COACHELLA	768-080-032	50280	MAZATLAN DR	Trash Service	1	\$ 29.94	\$ 29.94	\$ 359.28
CITY OF COACHELLA	768-080-033	50270	MAZATLAN DR	Trash Service	1	\$ 29.94	\$ 29.94	\$ 359.28
CITY OF COACHELLA	768-080-034	50260	MAZATLAN DR	Trash Service	1	\$ 29.94	\$ 29.94	\$ 359.28
CITY OF COACHELLA	768-080-035	50250	MAZATLAN DR	Trash Service	1	\$ 29.94	\$ 29.94	\$ 359.28

City of Coachella Final 2022-23 Tax File

Customer Name	Parcel #	Address	Street	Service Level	Units	Monthly Rate	Total Montly Rate	Annual Rate
CITY OF COACHELLA	768-080-036	50240	MAZATLAN DR	Trash Service	1	\$ 29.94	\$ 29.94	\$ 359.28
CITY OF COACHELLA	768-080-037	50230	MAZATLAN DR	Trash Service	1	\$ 29.94	\$ 29.94	\$ 359.28
CITY OF COACHELLA	768-080-038	50220	MAZATLAN DR	Trash Service	1	\$ 29.94	\$ 29.94	\$ 359.28
CITY OF COACHELLA	768-080-039	50210	MAZATLAN DR	Trash Service	1	\$ 29.94	\$ 29.94	\$ 359.28
CITY OF COACHELLA	768-080-039	50210	MAZATLAN DR	Additional Trash	1	\$ 8.47	\$ 8.47	\$ 101.64
CITY OF COACHELLA	768-081-001	50185	MAZATLAN DR	Trash Service	1	\$ 29.94	\$ 29.94	\$ 359.28
CITY OF COACHELLA	768-081-002	50175	MAZATLAN DR	Trash Service	1	\$ 29.94	\$ 29.94	\$ 359.28
CITY OF COACHELLA	768-081-003	50165	MAZATLAN DR	Trash Service	1	\$ 29.94	\$ 29.94	\$ 359.28
CITY OF COACHELLA	768-081-004	50155	MAZATLAN DR	Trash Service	1	\$ 29.94	\$ 29.94	\$ 359.28
CITY OF COACHELLA	768-081-005	50145	MAZATLAN DR	Trash Service	1	\$ 29.94	\$ 29.94	\$ 359.28
CITY OF COACHELLA	768-081-005	50145	MAZATLAN DR	Additional Recycle	1	\$ 8.47	\$ 8.47	\$ 101.64
CITY OF COACHELLA	768-081-006	50135	MAZATLAN DR	Trash Service	1	\$ 29.94	\$ 29.94	\$ 359.28
CITY OF COACHELLA	768-081-006	50135	MAZATLAN DR	Additional Trash	1	\$ 8.47	\$ 8.47	\$ 101.64
CITY OF COACHELLA	768-081-007	50125	MAZATLAN DR	Trash Service	1	\$ 29.94	\$ 29.94	\$ 359.28
CITY OF COACHELLA	768-081-007	50125	MAZATLAN DR	Additional Trash	1	\$ 8.47	\$ 8.47	\$ 101.64
CITY OF COACHELLA	768-081-008	50115	MAZATLAN DR	Trash Service	1	\$ 29.94	\$ 29.94	\$ 359.28
CITY OF COACHELLA	768-081-008	50115	MAZATLAN DR	Additional Trash	1	\$ 8.47	\$ 8.47	\$ 101.64
CITY OF COACHELLA	768-081-009	50105	MAZATLAN DR	Trash Service	1	\$ 29.94	\$ 29.94	\$ 359.28
CITY OF COACHELLA	768-081-010	50095	MAZATLAN DR	Trash Service	1	\$ 29.94	\$ 29.94	\$ 359.28
CITY OF COACHELLA	768-081-011	50085	MAZATLAN DR	Trash Service	1	\$ 29.94	\$ 29.94	\$ 359.28
CITY OF COACHELLA	768-081-011	50085	MAZATLAN DR	Additional Trash	1	\$ 8.47	\$ 8.47	\$ 101.64
CITY OF COACHELLA	768-081-011	50085	MAZATLAN DR	Additional Recycle	1	\$ 8.47	\$ 8.47	\$ 101.64
CITY OF COACHELLA	768-081-012	50075	MAZATLAN DR	Trash Service	1	\$ 29.94	\$ 29.94	\$ 359.28
CITY OF COACHELLA	768-081-012	50075	MAZATLAN DR	Additional Trash	1	\$ 8.47	\$ 8.47	\$ 101.64
CITY OF COACHELLA	768-081-013	50065	MAZATLAN DR	Trash Service	1	\$ 29.94	\$ 29.94	\$ 359.28
CITY OF COACHELLA	768-081-013	50065	MAZATLAN DR	Additional Trash	1	\$ 8.47	\$ 8.47	\$ 101.64
CITY OF COACHELLA	768-081-014	50055	MAZATLAN DR	Trash Service	1	\$ 29.94	\$ 29.94	\$ 359.28
CITY OF COACHELLA	768-081-015	50045	MAZATLAN DR	Trash Service	1	\$ 29.94	\$ 29.94	\$ 359.28
CITY OF COACHELLA	768-081-015	50045	MAZATLAN DR	Additional Recycle	1	\$ 8.47	\$ 8.47	\$ 101.64
CITY OF COACHELLA	768-081-016	50035	MAZATLAN DR	Trash Service	1	\$ 29.94	\$ 29.94	\$ 359.28
CITY OF COACHELLA	768-081-017	50025	MAZATLAN DR	Trash Service	1	\$ 29.94	\$ 29.94	\$ 359.28
CITY OF COACHELLA	768-081-018	50015	MAZATLAN DR	Trash Service	1	\$ 29.94	\$ 29.94	\$ 359.28
CITY OF COACHELLA	768-081-018	50015	MAZATLAN DR	Additional Trash	1	\$ 8.47	\$ 8.47	\$ 101.64
CITY OF COACHELLA	768-081-019	50005	MAZATLAN DR	Trash Service	1	\$ 29.94	\$ 29.94	\$ 359.28
CITY OF COACHELLA	768-081-020	50195	MAZATLAN DR	Trash Service	1	\$ 29.94	\$ 29.94	\$ 359.28
CITY OF COACHELLA	768-081-020	50195	MAZATLAN DR	Additional Trash	1	\$ 8.47	\$ 8.47	\$ 101.64
CITY OF COACHELLA	768-081-020	50195	MAZATLAN DR	Additional Recycle	1	\$ 8.47	\$ 8.47	\$ 101.64
CITY OF COACHELLA	768-081-021	50205	MAZATLAN DR	Trash Service	1	\$ 29.94	\$ 29.94	\$ 359.28
CITY OF COACHELLA	768-081-022	50215	MAZATLAN DR	Trash Service	1	\$ 29.94	\$ 29.94	\$ 359.28
CITY OF COACHELLA	768-081-023	50225	MAZATLAN DR	Trash Service	1	\$ 29.94	\$ 29.94	\$ 359.28

City of Coachella Final 2022-23 Tax File

Customer Name	Parcel #	Address	Street	Service Level	Units	Monthly Rate	Total Montly Rate	Annual Rate
CITY OF COACHELLA	768-081-024	50235	MAZATLAN DR	Trash Service	1	\$ 29.94	\$ 29.94	\$ 359.28
CITY OF COACHELLA	768-081-024	50235	MAZATLAN DR	Additional Trash	1	\$ 8.47	\$ 8.47	\$ 101.64
CITY OF COACHELLA	768-081-025	50245	MAZATLAN DR	Trash Service	1	\$ 29.94	\$ 29.94	\$ 359.28
CITY OF COACHELLA	768-081-026	50255	MAZATLAN DR	Trash Service	1	\$ 29.94	\$ 29.94	\$ 359.28
CITY OF COACHELLA	768-081-026	50255	MAZATLAN DR	Additional Trash	1	\$ 8.47	\$ 8.47	\$ 101.64
CITY OF COACHELLA	768-081-027	50265	MAZATLAN DR	Trash Service	1	\$ 29.94	\$ 29.94	\$ 359.28
CITY OF COACHELLA	768-081-028	50275	MAZATLAN DR	Trash Service	1	\$ 29.94	\$ 29.94	\$ 359.28
CITY OF COACHELLA	768-081-029	50285	MAZATLAN DR	Trash Service	1	\$ 29.94	\$ 29.94	\$ 359.28
CITY OF COACHELLA	768-081-030	50295	MAZATLAN DR	Trash Service	1	\$ 29.94	\$ 29.94	\$ 359.28
CITY OF COACHELLA	768-081-030	50295	MAZATLAN DR	Additional Trash	1	\$ 8.47	\$ 8.47	\$ 101.64
CITY OF COACHELLA	768-081-031	50305	MAZATLAN DR	Trash Service	1	\$ 29.94	\$ 29.94	\$ 359.28
CITY OF COACHELLA	768-081-032	50315	MAZATLAN DR	Trash Service	1	\$ 29.94	\$ 29.94	\$ 359.28
CITY OF COACHELLA	768-081-032	50315	MAZATLAN DR	Additional Trash	1	\$ 8.47	\$ 8.47	\$ 101.64
CITY OF COACHELLA	768-081-033	50325	MAZATLAN DR	Trash Service	1	\$ 29.94	\$ 29.94	\$ 359.28
CITY OF COACHELLA	768-081-033	50325	MAZATLAN DR	Additional Trash	1	\$ 8.47	\$ 8.47	\$ 101.64
CITY OF COACHELLA	768-082-001	84405	TAXCO WAY	Trash Service	1	\$ 29.94	\$ 29.94	\$ 359.28
CITY OF COACHELLA	768-082-001	84405	TAXCO WAY	Additional Trash	1	\$ 8.47	\$ 8.47	\$ 101.64
CITY OF COACHELLA	768-082-002	84425	TAXCO WAY	Trash Service	1	\$ 29.94	\$ 29.94	\$ 359.28
CITY OF COACHELLA	768-082-003	84435	TAXCO WAY	Trash Service	1	\$ 29.94	\$ 29.94	\$ 359.28
CITY OF COACHELLA	768-082-004	84445	TAXCO WAY	Trash Service	1	\$ 29.94	\$ 29.94	\$ 359.28
CITY OF COACHELLA	768-083-001	50280	JALISCO	Trash Service	1	\$ 29.94	\$ 29.94	\$ 359.28
CITY OF COACHELLA	768-083-002	50270	JALISCO	Trash Service	1	\$ 29.94	\$ 29.94	\$ 359.28
CITY OF COACHELLA	768-083-002	50270	JALISCO	Additional Trash	1	\$ 8.47	\$ 8.47	\$ 101.64
CITY OF COACHELLA	768-083-003	50260	JALISCO	Trash Service	1	\$ 29.94	\$ 29.94	\$ 359.28
CITY OF COACHELLA	768-083-003	50260	JALISCO	Additional Trash	1	\$ 8.47	\$ 8.47	\$ 101.64
CITY OF COACHELLA	768-083-003	50260	JALISCO	Additional Recycle	1	\$ 8.47	\$ 8.47	\$ 101.64
CITY OF COACHELLA	768-090-001	50335	MAZATLAN DR	Trash Service	1	\$ 29.94	\$ 29.94	\$ 359.28
CITY OF COACHELLA	768-090-002	50345	MAZATLAN DR	Trash Service	1	\$ 29.94	\$ 29.94	\$ 359.28
CITY OF COACHELLA	768-090-002	50345	MAZATLAN DR	Additional Trash	1	\$ 8.47	\$ 8.47	\$ 101.64
CITY OF COACHELLA	768-090-003	50355	MAZATLAN DR	Trash Service	1	\$ 29.94	\$ 29.94	\$ 359.28
CITY OF COACHELLA	768-090-003	50355	MAZATLAN DR	Additional Trash	1	\$ 8.47	\$ 8.47	\$ 101.64
CITY OF COACHELLA	768-090-004	50365	MAZATLAN DR	Trash Service	1	\$ 29.94	\$ 29.94	\$ 359.28
CITY OF COACHELLA	768-090-005	50375	MAZATLAN DR	Trash Service	1	\$ 29.94	\$ 29.94	\$ 359.28
CITY OF COACHELLA	768-090-006	50385	MAZATLAN DR	Trash Service	1	\$ 29.94	\$ 29.94	\$ 359.28
CITY OF COACHELLA	768-090-006	50385	MAZATLAN DR	Additional Trash	1	\$ 8.47	\$ 8.47	\$ 101.64
CITY OF COACHELLA	768-090-007	50395	MAZATLAN DR	Trash Service	1	\$ 29.94	\$ 29.94	\$ 359.28
CITY OF COACHELLA	768-090-008	50405	MAZATLAN DR	Trash Service	1	\$ 29.94	\$ 29.94	\$ 359.28
CITY OF COACHELLA	768-090-009	50415	MAZATLAN DR	Trash Service	1	\$ 29.94	\$ 29.94	\$ 359.28
CITY OF COACHELLA	768-090-010	50425	MAZATLAN DR	Trash Service	1	\$ 29.94	\$ 29.94	\$ 359.28
CITY OF COACHELLA	768-090-010	50425	MAZATLAN DR	Additional Trash	1	\$ 8.47	\$ 8.47	\$ 101.64

City of Coachella Final 2022-23 Tax File

Customer Name	Parcel #	Address	Street	Service Level	Units	Monthly Rate	Total Montly Rate	Annual Rate
CITY OF COACHELLA	768-090-011	50435	MAZATLAN DR	Trash Service	1	\$ 29.94	\$ 29.94	\$ 359.28
CITY OF COACHELLA	768-090-011	50435	MAZATLAN DR	Additional Trash	1	\$ 8.47	\$ 8.47	\$ 101.64
CITY OF COACHELLA	768-090-012	50445	MAZATLAN DR	Trash Service	1	\$ 29.94	\$ 29.94	\$ 359.28
CITY OF COACHELLA	768-090-012	50445	MAZATLAN DR	Additional Trash	1	\$ 8.47	\$ 8.47	\$ 101.64
CITY OF COACHELLA	768-090-013	50465	MAZATLAN DR	Trash Service	1	\$ 29.94	\$ 29.94	\$ 359.28
CITY OF COACHELLA	768-090-014	50475	MAZATLAN DR	Trash Service	1	\$ 29.94	\$ 29.94	\$ 359.28
CITY OF COACHELLA	768-090-014	50475	MAZATLAN DR	Additional Trash	1	\$ 8.47	\$ 8.47	\$ 101.64
CITY OF COACHELLA	768-090-015	50485	MAZATLAN DR	Trash Service	1	\$ 29.94	\$ 29.94	\$ 359.28
CITY OF COACHELLA	768-090-016	50495	MAZATLAN DR	Trash Service	1	\$ 29.94	\$ 29.94	\$ 359.28
CITY OF COACHELLA	768-090-016	50495	MAZATLAN DR	Additional Trash	1	\$ 8.47	\$ 8.47	\$ 101.64
CITY OF COACHELLA	768-090-017	50499	SALTILLO CIR	Trash Service	1	\$ 29.94	\$ 29.94	\$ 359.28
CITY OF COACHELLA	768-090-018	50503	SALTILLO CIR	Trash Service	1	\$ 29.94	\$ 29.94	\$ 359.28
CITY OF COACHELLA	768-090-019	50509	SALTILLO CIR	Trash Service	1	\$ 29.94	\$ 29.94	\$ 359.28
CITY OF COACHELLA	768-090-020	50513	SALTILLO CIR	Trash Service	1	\$ 29.94	\$ 29.94	\$ 359.28
CITY OF COACHELLA	768-090-021	50519	SALTILLO CIR	Trash Service	1	\$ 29.94	\$ 29.94	\$ 359.28
CITY OF COACHELLA	768-090-022	50523	SALTILLO CIR	Trash Service	1	\$ 29.94	\$ 29.94	\$ 359.28
CITY OF COACHELLA	768-090-023	50529	SALTILLO CIR	Trash Service	1	\$ 29.94	\$ 29.94	\$ 359.28
CITY OF COACHELLA	768-090-023	50529	SALTILLO CIR	Additional Trash	1	\$ 8.47	\$ 8.47	\$ 101.64
CITY OF COACHELLA	768-090-025	50525	CHIAPAS DR	Trash Service	1	\$ 29.94	\$ 29.94	\$ 359.28
CITY OF COACHELLA	768-090-026	50545	CHIAPAS DR	Trash Service	1	\$ 29.94	\$ 29.94	\$ 359.28
CITY OF COACHELLA	768-090-027	50555	CHIAPAS DR	Trash Service	1	\$ 29.94	\$ 29.94	\$ 359.28
CITY OF COACHELLA	768-090-028	50565	CHIAPAS DR	Trash Service	1	\$ 29.94	\$ 29.94	\$ 359.28
CITY OF COACHELLA	768-090-029	50575	CHIAPAS DR	Trash Service	1	\$ 29.94	\$ 29.94	\$ 359.28
CITY OF COACHELLA	768-090-030	50585	CHIAPAS DR	Trash Service	1	\$ 29.94	\$ 29.94	\$ 359.28
CITY OF COACHELLA	768-090-031	50595	CHIAPAS DR	Trash Service	1	\$ 29.94	\$ 29.94	\$ 359.28
CITY OF COACHELLA	768-090-032	50605	CHIAPAS DR	Trash Service	1	\$ 29.94	\$ 29.94	\$ 359.28
CITY OF COACHELLA	768-090-033	50615	CHIAPAS DR	Trash Service	1	\$ 29.94	\$ 29.94	\$ 359.28
CITY OF COACHELLA	768-090-034	50625	CHIAPAS DR	Trash Service	1	\$ 29.94	\$ 29.94	\$ 359.28
CITY OF COACHELLA	768-090-035	50635	CHIAPAS DR	Trash Service	1	\$ 29.94	\$ 29.94	\$ 359.28
CITY OF COACHELLA	768-090-036	50645	CHIAPAS DR	Trash Service	1	\$ 29.94	\$ 29.94	\$ 359.28
CITY OF COACHELLA	768-090-037	50655	CHIAPAS DR	Trash Service	2	\$ 29.94	\$ 59.88	\$ 718.56
CITY OF COACHELLA	768-090-038	50665	CHIAPAS DR	Trash Service	1	\$ 29.94	\$ 29.94	\$ 359.28
CITY OF COACHELLA	768-090-039	50675	CHIAPAS DR	Trash Service	1	\$ 29.94	\$ 29.94	\$ 359.28
CITY OF COACHELLA	768-090-039	50675	CHIAPAS DR	Additional Trash	1	\$ 8.47	\$ 8.47	\$ 101.64
CITY OF COACHELLA	768-090-039	50675	CHIAPAS DR	Additional Recycle	1	\$ 8.47	\$ 8.47	\$ 101.64
CITY OF COACHELLA	768-090-040	50685	CHIAPAS DR	Trash Service	1	\$ 29.94	\$ 29.94	\$ 359.28
CITY OF COACHELLA	768-090-041	50695	CHIAPAS DR	Trash Service	1	\$ 29.94	\$ 29.94	\$ 359.28
CITY OF COACHELLA	768-090-042	50705	CHIAPAS DR	Trash Service	1	\$ 29.94	\$ 29.94	\$ 359.28
CITY OF COACHELLA	768-090-043	50715	CHIAPAS DR	Trash Service	1	\$ 29.94	\$ 29.94	\$ 359.28
CITY OF COACHELLA	768-090-044	50725	CHIAPAS DR	Trash Service	1	\$ 29.94	\$ 29.94	\$ 359.28

City of Coachella Final 2022-23 Tax File

Customer Name	Parcel #	Address	Street	Service Level	Units	Monthly Rate	Total Montly Rate	Annual Rate
CITY OF COACHELLA	768-090-045	50735	CHIAPAS DR	Trash Service	1	\$ 29.94	\$ 29.94	\$ 359.28
CITY OF COACHELLA	768-090-046	50745	CHIAPAS DR	Trash Service	1	\$ 29.94	\$ 29.94	\$ 359.28
CITY OF COACHELLA	768-090-047	50755	CHIAPAS DR	Trash Service	1	\$ 29.94	\$ 29.94	\$ 359.28
CITY OF COACHELLA	768-090-048	50765	CHIAPAS DR	Trash Service	1	\$ 29.94	\$ 29.94	\$ 359.28
CITY OF COACHELLA	768-091-001	50488	SALTILLO CIR	Trash Service	1	\$ 29.94	\$ 29.94	\$ 359.28
CITY OF COACHELLA	768-091-002	50484	SALTILLO CIR	Trash Service	1	\$ 29.94	\$ 29.94	\$ 359.28
CITY OF COACHELLA	768-091-003	50478	SALTILLO CIR	Trash Service	1	\$ 29.94	\$ 29.94	\$ 359.28
CITY OF COACHELLA	768-091-004	50474	SALTILLO CIR	Trash Service	1	\$ 29.94	\$ 29.94	\$ 359.28
CITY OF COACHELLA	768-091-004	50474	SALTILLO CIR	Additional Trash	1	\$ 8.47	\$ 8.47	\$ 101.64
CITY OF COACHELLA	768-091-005	50470	MAZATLAN DR	Trash Service	1	\$ 29.94	\$ 29.94	\$ 359.28
CITY OF COACHELLA	768-091-006	50450	MAZATLAN DR	Trash Service	1	\$ 29.94	\$ 29.94	\$ 359.28
CITY OF COACHELLA	768-091-007	50420	MAZATLAN DR	Trash Service	1	\$ 29.94	\$ 29.94	\$ 359.28
CITY OF COACHELLA	768-091-008	50400	MAZATLAN DR	Trash Service	1	\$ 29.94	\$ 29.94	\$ 359.28
CITY OF COACHELLA	768-091-009	50380	MAZATLAN DR	Trash Service	1	\$ 29.94	\$ 29.94	\$ 359.28
CITY OF COACHELLA	768-091-010	50360	MAZATLAN DR	Trash Service	1	\$ 29.94	\$ 29.94	\$ 359.28
CITY OF COACHELLA	768-091-011	50395	CHIHUAHUA CT	Trash Service	1	\$ 29.94	\$ 29.94	\$ 359.28
CITY OF COACHELLA	768-091-012	50415	CHIHUAHUA CT	Trash Service	1	\$ 29.94	\$ 29.94	\$ 359.28
CITY OF COACHELLA	768-091-012	50415	CHIHUAHUA CT	Additional Trash	1	\$ 8.47	\$ 8.47	\$ 101.64
CITY OF COACHELLA	768-091-013	50425	CHIHUAHUA CT	Trash Service	1	\$ 29.94	\$ 29.94	\$ 359.28
CITY OF COACHELLA	768-091-014	50445	CHIHUAHUA CT	Trash Service	1	\$ 29.94	\$ 29.94	\$ 359.28
CITY OF COACHELLA	768-091-015	50450	CHIHUAHUA CT	Trash Service	1	\$ 29.94	\$ 29.94	\$ 359.28
CITY OF COACHELLA	768-091-016	50430	CHIHUAHUA CT	Trash Service	1	\$ 29.94	\$ 29.94	\$ 359.28
CITY OF COACHELLA	768-091-017	50410	CHIHUAHUA CT	Trash Service	1	\$ 29.94	\$ 29.94	\$ 359.28
CITY OF COACHELLA	768-091-017	50410	CHIHUAHUA CT	Additional Trash	1	\$ 8.47	\$ 8.47	\$ 101.64
CITY OF COACHELLA	768-091-018	50390	CHIHUAHUA CT	Trash Service	1	\$ 29.94	\$ 29.94	\$ 359.28
CITY OF COACHELLA	768-091-019	50370	CHIHUAHUA CT	Trash Service	1	\$ 29.94	\$ 29.94	\$ 359.28
CITY OF COACHELLA	768-091-020	50350	MAZATLAN DR	Trash Service	1	\$ 29.94	\$ 29.94	\$ 359.28
CITY OF COACHELLA	768-091-020	50350	MAZATLAN DR	Additional Green	1	\$ 8.47	\$ 8.47	\$ 101.64
CITY OF COACHELLA	768-091-021	50340	MAZATLAN DR	Trash Service	1	\$ 29.94	\$ 29.94	\$ 359.28
CITY OF COACHELLA	768-100-001	50580	SALTILLO CIR	Trash Service	1	\$ 29.94	\$ 29.94	\$ 359.28
CITY OF COACHELLA	768-100-002	50572	SALTILLO CIR	Trash Service	1	\$ 29.94	\$ 29.94	\$ 359.28
CITY OF COACHELLA	768-100-002	50572	SALTILLO CIR	Additional Green	1	\$ 8.47	\$ 8.47	\$ 101.64
CITY OF COACHELLA	768-100-003	50564	SALTILLO CIR	Trash Service	1	\$ 29.94	\$ 29.94	\$ 359.28
CITY OF COACHELLA	768-100-004	50556	SALTILLO CIR	Trash Service	1	\$ 29.94	\$ 29.94	\$ 359.28
CITY OF COACHELLA	768-100-006	50290	JALISCO	Trash Service	1	\$ 29.94	\$ 29.94	\$ 359.28
CITY OF COACHELLA	768-100-007	50300	JALISCO	Trash Service	1	\$ 29.94	\$ 29.94	\$ 359.28
CITY OF COACHELLA	768-100-008	50310	JALISCO	Trash Service	1	\$ 29.94	\$ 29.94	\$ 359.28
CITY OF COACHELLA	768-100-008	50310	JALISCO	Additional Trash	1	\$ 8.47	\$ 8.47	\$ 101.64
CITY OF COACHELLA	768-100-009	50320	JALISCO	Trash Service	1	\$ 29.94	\$ 29.94	\$ 359.28
CITY OF COACHELLA	768-100-009	50320	JALISCO	Additional Trash	1	\$ 8.47	\$ 8.47	\$ 101.64

City of Coachella Final 2022-23 Tax File

Customer Name	Parcel #	Address	Street	Service Level	Units	Monthly Rate	Total Montly Rate	Annual Rate
CITY OF COACHELLA	768-100-010	50330	JALISCO	Trash Service	1	\$ 29.94	\$ 29.94	\$ 359.28
CITY OF COACHELLA	768-100-010	50330	JALISCO	Additional Trash	1	\$ 8.47	\$ 8.47	\$ 101.64
CITY OF COACHELLA	768-100-011	50340	JALISCO	Trash Service	1	\$ 29.94	\$ 29.94	\$ 359.28
CITY OF COACHELLA	768-100-012	50350	JALISCO	Trash Service	1	\$ 29.94	\$ 29.94	\$ 359.28
CITY OF COACHELLA	768-100-013	50360	JALISCO	Trash Service	1	\$ 29.94	\$ 29.94	\$ 359.28
CITY OF COACHELLA	768-100-014	50370	JALISCO	Trash Service	1	\$ 29.94	\$ 29.94	\$ 359.28
CITY OF COACHELLA	768-100-015	50390	JALISCO	Trash Service	1	\$ 29.94	\$ 29.94	\$ 359.28
CITY OF COACHELLA	768-100-016	50400	JALISCO	Trash Service	1	\$ 29.94	\$ 29.94	\$ 359.28
CITY OF COACHELLA	768-100-017	50410	JALISCO	Trash Service	1	\$ 29.94	\$ 29.94	\$ 359.28
CITY OF COACHELLA	768-100-018	50420	JALISCO	Trash Service	1	\$ 29.94	\$ 29.94	\$ 359.28
CITY OF COACHELLA	768-100-019	50430	JALISCO	Trash Service	1	\$ 29.94	\$ 29.94	\$ 359.28
CITY OF COACHELLA	768-100-020	50440	JALISCO	Trash Service	1	\$ 29.94	\$ 29.94	\$ 359.28
CITY OF COACHELLA	768-100-021	50450	JALISCO	Trash Service	1	\$ 29.94	\$ 29.94	\$ 359.28
CITY OF COACHELLA	768-100-022	50460	JALISCO	Trash Service	1	\$ 29.94	\$ 29.94	\$ 359.28
CITY OF COACHELLA	768-100-023	50470	JALISCO	Trash Service	1	\$ 29.94	\$ 29.94	\$ 359.28
CITY OF COACHELLA	768-100-024	50480	JALISCO	Trash Service	1	\$ 29.94	\$ 29.94	\$ 359.28
CITY OF COACHELLA	768-100-025	50490	JALISCO	Trash Service	1	\$ 29.94	\$ 29.94	\$ 359.28
CITY OF COACHELLA	768-100-026	50500	JALISCO	Trash Service	1	\$ 29.94	\$ 29.94	\$ 359.28
CITY OF COACHELLA	768-100-027	50510	JALISCO	Trash Service	1	\$ 29.94	\$ 29.94	\$ 359.28
CITY OF COACHELLA	768-100-027	50510	JALISCO	Additional Trash	1	\$ 8.47	\$ 8.47	\$ 101.64
CITY OF COACHELLA	768-100-028	50520	JALISCO	Trash Service	1	\$ 29.94	\$ 29.94	\$ 359.28
CITY OF COACHELLA	768-100-029	50530	JALISCO	Trash Service	1	\$ 29.94	\$ 29.94	\$ 359.28
CITY OF COACHELLA	768-100-030	50540	JALISCO	Trash Service	1	\$ 29.94	\$ 29.94	\$ 359.28
CITY OF COACHELLA	768-100-030	50540	JALISCO	Additional Trash	1	\$ 8.47	\$ 8.47	\$ 101.64
CITY OF COACHELLA	768-100-031	50548	SALTILLO CIR	Trash Service	1	\$ 29.94	\$ 29.94	\$ 359.28
CITY OF COACHELLA	768-100-033	84490	BAJA WAY	Trash Service	1	\$ 29.94	\$ 29.94	\$ 359.28
CITY OF COACHELLA	768-100-034	84480	BAJA WAY	Trash Service	1	\$ 29.94	\$ 29.94	\$ 359.28
CITY OF COACHELLA	768-100-035	84470	BAJA WAY	Trash Service	1	\$ 29.94	\$ 29.94	\$ 359.28
CITY OF COACHELLA	768-100-036	50680	CHIAPAS DR	Trash Service	1	\$ 29.94	\$ 29.94	\$ 359.28
CITY OF COACHELLA	768-100-036	50680	CHIAPAS DR	Additional Trash	1	\$ 8.47	\$ 8.47	\$ 101.64
CITY OF COACHELLA	768-100-037	50670	CHIAPAS DR	Trash Service	1	\$ 29.94	\$ 29.94	\$ 359.28
CITY OF COACHELLA	768-100-038	50660	CHIAPAS DR	Trash Service	1	\$ 29.94	\$ 29.94	\$ 359.28
CITY OF COACHELLA	768-100-039	50650	CHIAPAS DR	Trash Service	1	\$ 29.94	\$ 29.94	\$ 359.28
CITY OF COACHELLA	768-100-040	50640	CHIAPAS DR	Trash Service	1	\$ 29.94	\$ 29.94	\$ 359.28
CITY OF COACHELLA	768-100-041	50630	CHIAPAS DR	Trash Service	1	\$ 29.94	\$ 29.94	\$ 359.28
CITY OF COACHELLA	768-100-042	50620	CHIAPAS DR	Trash Service	1	\$ 29.94	\$ 29.94	\$ 359.28
CITY OF COACHELLA	768-100-042	50620	CHIAPAS DR	Additional Recycle	1	\$ 8.47	\$ 8.47	\$ 101.64
CITY OF COACHELLA	768-100-043	50610	CHIAPAS DR	Trash Service	1	\$ 29.94	\$ 29.94	\$ 359.28
CITY OF COACHELLA	768-100-043	50610	CHIAPAS DR	Additional Trash	1	\$ 8.47	\$ 8.47	\$ 101.64
CITY OF COACHELLA	768-100-044	50600	CHIAPAS DR	Trash Service	1	\$ 29.94	\$ 29.94	\$ 359.28

City of Coachella Final 2022-23 Tax File

Customer Name	Parcel #	Address	Street	Service Level	Units	Monthly Rate	Total Montly Rate	Annual Rate
CITY OF COACHELLA	768-100-045	50590	CHIAPAS DR	Trash Service	1	\$ 29.94	\$ 29.94	\$ 359.28
CITY OF COACHELLA	768-101-001	50492	SALTILLO CIR	Trash Service	1	\$ 29.94	\$ 29.94	\$ 359.28
CITY OF COACHELLA	768-101-002	50498	SALTILLO CIR	Trash Service	1	\$ 29.94	\$ 29.94	\$ 359.28
CITY OF COACHELLA	768-101-003	50495	JALISCO	Trash Service	1	\$ 29.94	\$ 29.94	\$ 359.28
CITY OF COACHELLA	768-101-004	50485	JALISCO	Trash Service	1	\$ 29.94	\$ 29.94	\$ 359.28
CITY OF COACHELLA	768-101-005	50475	JALISCO	Trash Service	1	\$ 29.94	\$ 29.94	\$ 359.28
CITY OF COACHELLA	768-101-006	50465	JALISCO	Trash Service	1	\$ 29.94	\$ 29.94	\$ 359.28
CITY OF COACHELLA	768-101-007	50455	JALISCO	Trash Service	1	\$ 29.94	\$ 29.94	\$ 359.28
CITY OF COACHELLA	768-101-007	50455	JALISCO	Additional Trash	1	\$ 8.47	\$ 8.47	\$ 101.64
CITY OF COACHELLA	768-101-008	50445	JALISCO	Trash Service	1	\$ 29.94	\$ 29.94	\$ 359.28
CITY OF COACHELLA	768-101-009	50435	JALISCO	Trash Service	1	\$ 29.94	\$ 29.94	\$ 359.28
CITY OF COACHELLA	768-101-010	50425	JALISCO	Trash Service	1	\$ 29.94	\$ 29.94	\$ 359.28
CITY OF COACHELLA	768-101-011	50415	JALISCO	Trash Service	1	\$ 29.94	\$ 29.94	\$ 359.28
CITY OF COACHELLA	768-101-012	50405	JALISCO	Trash Service	1	\$ 29.94	\$ 29.94	\$ 359.28
CITY OF COACHELLA	768-101-013	50395	JALISCO	Trash Service	1	\$ 29.94	\$ 29.94	\$ 359.28
CITY OF COACHELLA	768-101-014	50385	JALISCO	Trash Service	1	\$ 29.94	\$ 29.94	\$ 359.28
CITY OF COACHELLA	768-101-015	50375	JALISCO	Trash Service	1	\$ 29.94	\$ 29.94	\$ 359.28
CITY OF COACHELLA	768-101-016	50365	JALISCO	Trash Service	1	\$ 29.94	\$ 29.94	\$ 359.28
CITY OF COACHELLA	768-101-016	50365	JALISCO	Additional Recycle	1	\$ 8.47	\$ 8.47	\$ 101.64
CITY OF COACHELLA	768-101-017	50355	JALISCO	Trash Service	1	\$ 29.94	\$ 29.94	\$ 359.28
CITY OF COACHELLA	768-101-018	50345	JALISCO	Trash Service	1	\$ 29.94	\$ 29.94	\$ 359.28
CITY OF COACHELLA	768-102-001	50760	CHIAPAS DR	Trash Service	1	\$ 29.94	\$ 29.94	\$ 359.28
CITY OF COACHELLA	768-102-002	50750	CHIAPAS DR	Trash Service	1	\$ 29.94	\$ 29.94	\$ 359.28
CITY OF COACHELLA	768-102-003	50740	CHIAPAS DR	Trash Service	1	\$ 29.94	\$ 29.94	\$ 359.28
CITY OF COACHELLA	768-102-003	50740	CHIAPAS DR	Additional Trash	1	\$ 8.47	\$ 8.47	\$ 101.64
CITY OF COACHELLA	768-102-004	50730	CHIAPAS DR	Trash Service	1	\$ 29.94	\$ 29.94	\$ 359.28
CITY OF COACHELLA	768-102-005	50720	CHIAPAS DR	Trash Service	1	\$ 29.94	\$ 29.94	\$ 359.28
CITY OF COACHELLA	768-102-006	50710	CHIAPAS DR	Trash Service	1	\$ 29.94	\$ 29.94	\$ 359.28
CITY OF COACHELLA	768-102-007	50700	CHIAPAS DR	Trash Service	1	\$ 29.94	\$ 29.94	\$ 359.28
CITY OF COACHELLA	768-102-008	50690	CHIAPAS DR	Trash Service	1	\$ 29.94	\$ 29.94	\$ 359.28
CITY OF COACHELLA	768-110-001	50770	CHIAPAS DR	Trash Service	1	\$ 29.94	\$ 29.94	\$ 359.28
CITY OF COACHELLA	768-110-002	50780	CHIAPAS DR	Trash Service	1	\$ 29.94	\$ 29.94	\$ 359.28
CITY OF COACHELLA	768-110-003	50790	CHIAPAS DR	Trash Service	1	\$ 29.94	\$ 29.94	\$ 359.28
CITY OF COACHELLA	768-110-004	50800	CHIAPAS DR	Trash Service	1	\$ 29.94	\$ 29.94	\$ 359.28
CITY OF COACHELLA	768-110-004	50800	CHIAPAS DR	Additional Trash	1	\$ 8.47	\$ 8.47	\$ 101.64
CITY OF COACHELLA	768-110-005	50810	CHIAPAS DR	Trash Service	1	\$ 29.94	\$ 29.94	\$ 359.28
CITY OF COACHELLA	768-110-005	50810	CHIAPAS DR	Additional Trash	1	\$ 8.47	\$ 8.47	\$ 101.64
CITY OF COACHELLA	768-110-006	50820	CHIAPAS DR	Trash Service	1	\$ 29.94	\$ 29.94	\$ 359.28
CITY OF COACHELLA	768-110-007	50830	CHIAPAS DR	Trash Service	1	\$ 29.94	\$ 29.94	\$ 359.28
CITY OF COACHELLA	768-110-008	50840	CHIAPAS DR	Trash Service	1	\$ 29.94	\$ 29.94	\$ 359.28

City of Coachella Final 2022-23 Tax File

Customer Name	Parcel #	Address	Street	Service Level	Units	Monthly Rate	Total Montly Rate	Annual Rate
CITY OF COACHELLA	768-110-009	50850	CHIAPAS DR	Trash Service	1	\$ 29.94	\$ 29.94	\$ 359.28
CITY OF COACHELLA	768-110-010	50860	CHIAPAS DR	Trash Service	1	\$ 29.94	\$ 29.94	\$ 359.28
CITY OF COACHELLA	768-110-011	50870	CHIAPAS DR	Trash Service	1	\$ 29.94	\$ 29.94	\$ 359.28
CITY OF COACHELLA	768-110-012	50880	CHIAPAS DR	Trash Service	1	\$ 29.94	\$ 29.94	\$ 359.28
CITY OF COACHELLA	768-110-013	50890	CHIAPAS DR	Trash Service	1	\$ 29.94	\$ 29.94	\$ 359.28
CITY OF COACHELLA	768-110-014	50900	CHIAPAS DR	Trash Service	1	\$ 29.94	\$ 29.94	\$ 359.28
CITY OF COACHELLA	768-110-015	50910	CHIAPAS DR	Trash Service	1	\$ 29.94	\$ 29.94	\$ 359.28
CITY OF COACHELLA	768-110-016	50920	CHIAPAS DR	Trash Service	1	\$ 29.94	\$ 29.94	\$ 359.28
CITY OF COACHELLA	768-110-017	50924	CHIAPAS DR	Trash Service	1	\$ 29.94	\$ 29.94	\$ 359.28
CITY OF COACHELLA	768-110-018	50926	CHIAPAS DR	Trash Service	1	\$ 29.94	\$ 29.94	\$ 359.28
CITY OF COACHELLA	768-110-018	50926	CHIAPAS DR	Additional Trash	1	\$ 8.47	\$ 8.47	\$ 101.64
CITY OF COACHELLA	768-110-019	50932	CHIAPAS DR	Trash Service	1	\$ 29.94	\$ 29.94	\$ 359.28
CITY OF COACHELLA	768-110-020	50940	CHIAPAS DR	Trash Service	1	\$ 29.94	\$ 29.94	\$ 359.28
CITY OF COACHELLA	768-110-020	50940	CHIAPAS DR	Additional Trash	1	\$ 8.47	\$ 8.47	\$ 101.64
CITY OF COACHELLA	768-110-021	50950	CHIAPAS DR	Trash Service	1	\$ 29.94	\$ 29.94	\$ 359.28
CITY OF COACHELLA	768-110-021	50950	CHIAPAS DR	Additional Trash	1	\$ 8.47	\$ 8.47	\$ 101.64
CITY OF COACHELLA	768-110-022	50960	CHIAPAS DR	Trash Service	1	\$ 29.94	\$ 29.94	\$ 359.28
CITY OF COACHELLA	768-110-023	50970	CHIAPAS DR	Trash Service	1	\$ 29.94	\$ 29.94	\$ 359.28
CITY OF COACHELLA	768-110-024	50980	CHIAPAS DR	Trash Service	1	\$ 29.94	\$ 29.94	\$ 359.28
CITY OF COACHELLA	768-110-025	50990	CHIAPAS DR	Trash Service	1	\$ 29.94	\$ 29.94	\$ 359.28
CITY OF COACHELLA	768-110-025	50990	CHIAPAS DR	Additional Green	1	\$ 8.47	\$ 8.47	\$ 101.64
CITY OF COACHELLA	768-111-001	50995	CHIAPAS DR	Trash Service	1	\$ 29.94	\$ 29.94	\$ 359.28
CITY OF COACHELLA	768-111-002	50985	CHIAPAS DR	Trash Service	1	\$ 29.94	\$ 29.94	\$ 359.28
CITY OF COACHELLA	768-111-003	50975	CHIAPAS DR	Trash Service	1	\$ 29.94	\$ 29.94	\$ 359.28
CITY OF COACHELLA	768-111-003	50975	CHIAPAS DR	Additional Trash	1	\$ 8.47	\$ 8.47	\$ 101.64
CITY OF COACHELLA	768-111-004	50965	CHIAPAS DR	Trash Service	1	\$ 29.94	\$ 29.94	\$ 359.28
CITY OF COACHELLA	768-111-004	50965	CHIAPAS DR	Additional Trash	1	\$ 8.47	\$ 8.47	\$ 101.64
CITY OF COACHELLA	768-111-005	50955	CHIAPAS DR	Trash Service	1	\$ 29.94	\$ 29.94	\$ 359.28
CITY OF COACHELLA	768-111-005	50955	CHIAPAS DR	Additional Trash	1	\$ 8.47	\$ 8.47	\$ 101.64
CITY OF COACHELLA	768-111-006	50945	CHIAPAS DR	Trash Service	1	\$ 29.94	\$ 29.94	\$ 359.28
CITY OF COACHELLA	768-111-006	50945	CHIAPAS DR	Additional Trash	1	\$ 8.47	\$ 8.47	\$ 101.64
CITY OF COACHELLA	768-111-007	50935	CHIAPAS DR	Trash Service	1	\$ 29.94	\$ 29.94	\$ 359.28
CITY OF COACHELLA	768-111-007	50935	CHIAPAS DR	Additional Trash	1	\$ 8.47	\$ 8.47	\$ 101.64
CITY OF COACHELLA	768-111-008	50925	CHIAPAS DR	Trash Service	1	\$ 29.94	\$ 29.94	\$ 359.28
CITY OF COACHELLA	768-111-009	50915	CHIAPAS DR	Trash Service	1	\$ 29.94	\$ 29.94	\$ 359.28
CITY OF COACHELLA	768-111-010	50905	CHIAPAS DR	Trash Service	1	\$ 29.94	\$ 29.94	\$ 359.28
CITY OF COACHELLA	768-111-011	50895	CHIAPAS DR	Trash Service	1	\$ 29.94	\$ 29.94	\$ 359.28
CITY OF COACHELLA	768-111-012	50885	CHIAPAS DR	Trash Service	1	\$ 29.94	\$ 29.94	\$ 359.28
CITY OF COACHELLA	768-111-013	50875	CHIAPAS DR	Trash Service	1	\$ 29.94	\$ 29.94	\$ 359.28
CITY OF COACHELLA	768-111-013	50875	CHIAPAS DR	Additional Trash	1	\$ 8.47	\$ 8.47	\$ 101.64

City of Coachella Final 2022-23 Tax File

Customer Name	Parcel #	Address	Street	Service Level	Units	Monthly Rate	Total Montly Rate	Annual Rate
CITY OF COACHELLA	768-111-014	50865	CHIAPAS DR	Trash Service	1	\$ 29.94	\$ 29.94	\$ 359.28
CITY OF COACHELLA	768-111-015	50855	CHIAPAS DR	Trash Service	1	\$ 29.94	\$ 29.94	\$ 359.28
CITY OF COACHELLA	768-111-016	50845	CHIAPAS DR	Trash Service	1	\$ 29.94	\$ 29.94	\$ 359.28
CITY OF COACHELLA	768-111-017	50835	CHIAPAS DR	Trash Service	1	\$ 29.94	\$ 29.94	\$ 359.28
CITY OF COACHELLA	768-111-018	50825	CHIAPAS DR	Trash Service	1	\$ 29.94	\$ 29.94	\$ 359.28
CITY OF COACHELLA	768-111-019	50819	CHIAPAS DR	Trash Service	1	\$ 29.94	\$ 29.94	\$ 359.28
CITY OF COACHELLA	768-111-020	50765	TABASCO CT	Trash Service	1	\$ 29.94	\$ 29.94	\$ 359.28
CITY OF COACHELLA	768-111-021	50755	TABASCO CT	Trash Service	1	\$ 29.94	\$ 29.94	\$ 359.28
CITY OF COACHELLA	768-111-022	50745	TABASCO CT	Trash Service	1	\$ 29.94	\$ 29.94	\$ 359.28
CITY OF COACHELLA	768-111-022	50745	TABASCO CT	Additional Trash	1	\$ 8.47	\$ 8.47	\$ 101.64
CITY OF COACHELLA	768-111-023	50740	TABASCO CT	Trash Service	1	\$ 29.94	\$ 29.94	\$ 359.28
CITY OF COACHELLA	768-111-024	50750	TABASCO CT	Trash Service	1	\$ 29.94	\$ 29.94	\$ 359.28
CITY OF COACHELLA	768-111-025	50760	TABASCO CT	Trash Service	1	\$ 29.94	\$ 29.94	\$ 359.28
CITY OF COACHELLA	768-111-026	50815	CHIAPAS DR	Trash Service	1	\$ 29.94	\$ 29.94	\$ 359.28
CITY OF COACHELLA	768-111-027	50805	CHIAPAS DR	Trash Service	1	\$ 29.94	\$ 29.94	\$ 359.28
CITY OF COACHELLA	768-111-027	50805	CHIAPAS DR	Additional Trash	1	\$ 8.47	\$ 8.47	\$ 101.64
CITY OF COACHELLA	768-111-028	50795	CHIAPAS DR	Trash Service	1	\$ 29.94	\$ 29.94	\$ 359.28
CITY OF COACHELLA	768-111-029	50785	CHIAPAS DR	Trash Service	1	\$ 29.94	\$ 29.94	\$ 359.28
CITY OF COACHELLA	768-111-030	50775	CHIAPAS DR	Trash Service	1	\$ 29.94	\$ 29.94	\$ 359.28
CITY OF COACHELLA	768-111-030	50775	CHIAPAS DR	Additional Trash	1	\$ 8.47	\$ 8.47	\$ 101.64
CITY OF COACHELLA	768-120-001	50433	ANDREA LANE	Trash Service	1	\$ 29.94	\$ 29.94	\$ 359.28
CITY OF COACHELLA	768-120-002	50429	ANDREA LANE	Trash Service	1	\$ 29.94	\$ 29.94	\$ 359.28
CITY OF COACHELLA	768-120-003	50425	ANDREA LANE	Trash Service	1	\$ 29.94	\$ 29.94	\$ 359.28
CITY OF COACHELLA	768-120-004	50421	ANDREA LANE	Trash Service	1	\$ 29.94	\$ 29.94	\$ 359.28
CITY OF COACHELLA	768-120-004	50421	ANDREA LANE	Additional Trash	1	\$ 8.47	\$ 8.47	\$ 101.64
CITY OF COACHELLA	768-120-005	50417	ANDREA LANE	Trash Service	1	\$ 29.94	\$ 29.94	\$ 359.28
CITY OF COACHELLA	768-120-006	50413	ANDREA LANE	Trash Service	1	\$ 29.94	\$ 29.94	\$ 359.28
CITY OF COACHELLA	768-120-007	50409	ANDREA LANE	Trash Service	1	\$ 29.94	\$ 29.94	\$ 359.28
CITY OF COACHELLA	768-120-008	50405	ANDREA LANE	Trash Service	1	\$ 29.94	\$ 29.94	\$ 359.28
CITY OF COACHELLA	768-120-008	50405	ANDREA LANE	Additional Trash	1	\$ 8.47	\$ 8.47	\$ 101.64
CITY OF COACHELLA	768-120-009	50404	ANDREA LANE	Trash Service	1	\$ 29.94	\$ 29.94	\$ 359.28
CITY OF COACHELLA	768-120-010	50408	ANDREA LANE	Trash Service	1	\$ 29.94	\$ 29.94	\$ 359.28
CITY OF COACHELLA	768-120-011	50412	ANDREA LANE	Trash Service	1	\$ 29.94	\$ 29.94	\$ 359.28
CITY OF COACHELLA	768-120-012	50416	ANDREA LANE	Trash Service	1	\$ 29.94	\$ 29.94	\$ 359.28
CITY OF COACHELLA	768-120-012	50416	ANDREA LANE	Additional Trash	1	\$ 8.47	\$ 8.47	\$ 101.64
CITY OF COACHELLA	768-120-013	50420	ANDREA LANE	Trash Service	1	\$ 29.94	\$ 29.94	\$ 359.28
CITY OF COACHELLA	768-120-014	50424	ANDREA LANE	Trash Service	1	\$ 29.94	\$ 29.94	\$ 359.28
CITY OF COACHELLA	768-120-014	50424	ANDREA LANE	Additional Trash	1	\$ 8.47	\$ 8.47	\$ 101.64
CITY OF COACHELLA	768-120-015	50428	ANDREA LANE	Trash Service	1	\$ 29.94	\$ 29.94	\$ 359.28
CITY OF COACHELLA	768-120-016	50432	ANDREA LANE	Trash Service	1	\$ 29.94	\$ 29.94	\$ 359.28

City of Coachella Final 2022-23 Tax File

Customer Name	Parcel #	Address	Street	Service Level	Units	Monthly Rate	Total Montly Rate	Annual Rate
CITY OF COACHELLA	768-120-017	50436	MARY CT	Trash Service	1	\$ 29.94	\$ 29.94	\$ 359.28
CITY OF COACHELLA	768-120-017	50436	MARY CT	Additional Trash	1	\$ 8.47	\$ 8.47	\$ 101.64
CITY OF COACHELLA	768-120-018	50432	MARY CT	Trash Service	1	\$ 29.94	\$ 29.94	\$ 359.28
CITY OF COACHELLA	768-120-018	50432	MARY CT	Additional Trash	1	\$ 8.47	\$ 8.47	\$ 101.64
CITY OF COACHELLA	768-120-019	50428	MARY CT	Trash Service	1	\$ 29.94	\$ 29.94	\$ 359.28
CITY OF COACHELLA	768-120-020	50424	MARY CT	Trash Service	1	\$ 29.94	\$ 29.94	\$ 359.28
CITY OF COACHELLA	768-120-020	50424	MARY CT	Additional Green	1	\$ 8.47	\$ 8.47	\$ 101.64
CITY OF COACHELLA	768-120-021	50421	MARY CT	Trash Service	1	\$ 29.94	\$ 29.94	\$ 359.28
CITY OF COACHELLA	768-120-022	50425	MARY CT	Trash Service	1	\$ 29.94	\$ 29.94	\$ 359.28
CITY OF COACHELLA	768-120-023	50429	MARY CT	Trash Service	1	\$ 29.94	\$ 29.94	\$ 359.28
CITY OF COACHELLA	768-120-024	50433	MARY CT	Trash Service	1	\$ 29.94	\$ 29.94	\$ 359.28
CITY OF COACHELLA	768-120-024	50433	MARY CT	Additional Trash	1	\$ 8.47	\$ 8.47	\$ 101.64
CITY OF COACHELLA	768-120-025	50434	RIGO CT	Trash Service	1	\$ 29.94	\$ 29.94	\$ 359.28
CITY OF COACHELLA	768-120-026	50430	RIGO CT	Trash Service	1	\$ 29.94	\$ 29.94	\$ 359.28
CITY OF COACHELLA	768-120-027	50426	RIGO CT	Trash Service	1	\$ 29.94	\$ 29.94	\$ 359.28
CITY OF COACHELLA	768-120-027	50426	RIGO CT	Additional Trash	1	\$ 8.47	\$ 8.47	\$ 101.64
CITY OF COACHELLA	768-120-028	50422	RIGO CT	Trash Service	1	\$ 29.94	\$ 29.94	\$ 359.28
CITY OF COACHELLA	768-120-029	50423	RIGO CT	Trash Service	1	\$ 29.94	\$ 29.94	\$ 359.28
CITY OF COACHELLA	768-120-029	50423	RIGO CT	Additional Trash	1	\$ 8.47	\$ 8.47	\$ 101.64
CITY OF COACHELLA	768-120-030	50427	RIGO CT	Trash Service	1	\$ 29.94	\$ 29.94	\$ 359.28
CITY OF COACHELLA	768-120-030	50427	RIGO CT	Additional Trash	1	\$ 8.47	\$ 8.47	\$ 101.64
CITY OF COACHELLA	768-120-031	50431	RIGO CT	Trash Service	1	\$ 29.94	\$ 29.94	\$ 359.28
CITY OF COACHELLA	768-120-032	50435	RIGO CT	Trash Service	1	\$ 29.94	\$ 29.94	\$ 359.28
CITY OF COACHELLA	768-120-032	50435	RIGO CT	Additional Trash	1	\$ 8.47	\$ 8.47	\$ 101.64
CITY OF COACHELLA	768-120-033	84486	PEDRO DR	Trash Service	1	\$ 29.94	\$ 29.94	\$ 359.28
CITY OF COACHELLA	768-120-034	84482	PEDRO DR	Trash Service	1	\$ 29.94	\$ 29.94	\$ 359.28
CITY OF COACHELLA	768-120-035	84478	PEDRO DR	Trash Service	1	\$ 29.94	\$ 29.94	\$ 359.28
CITY OF COACHELLA	768-120-036	84474	PEDRO DR	Trash Service	1	\$ 29.94	\$ 29.94	\$ 359.28
CITY OF COACHELLA	768-120-036	84474	PEDRO DR	Additional Trash	1	\$ 8.47	\$ 8.47	\$ 101.64
CITY OF COACHELLA	768-120-037	84470	PEDRO DR	Trash Service	1	\$ 29.94	\$ 29.94	\$ 359.28
CITY OF COACHELLA	768-120-038	50407	TOMAS LANE	Trash Service	1	\$ 29.94	\$ 29.94	\$ 359.28
CITY OF COACHELLA	768-120-038	50407	TOMAS LANE	Additional Trash	1	\$ 8.47	\$ 8.47	\$ 101.64
CITY OF COACHELLA	768-120-039	50411	TOMAS LANE	Trash Service	1	\$ 29.94	\$ 29.94	\$ 359.28
CITY OF COACHELLA	768-120-040	50415	TOMAS LANE	Trash Service	1	\$ 29.94	\$ 29.94	\$ 359.28
CITY OF COACHELLA	768-120-040	50415	TOMAS LANE	Additional Trash	1	\$ 8.47	\$ 8.47	\$ 101.64
CITY OF COACHELLA	768-120-041	50419	TOMAS LANE	Trash Service	1	\$ 29.94	\$ 29.94	\$ 359.28
CITY OF COACHELLA	768-120-042	50423	TOMAS LANE	Trash Service	1	\$ 29.94	\$ 29.94	\$ 359.28
CITY OF COACHELLA	768-120-042	50423	TOMAS LANE	Additional Trash	1	\$ 8.47	\$ 8.47	\$ 101.64
CITY OF COACHELLA	768-120-043	50427	TOMAS LANE	Trash Service	1	\$ 29.94	\$ 29.94	\$ 359.28
CITY OF COACHELLA	768-120-043	50427	TOMAS LANE	Additional Trash	1	\$ 8.47	\$ 8.47	\$ 101.64

City of Coachella Final 2022-23 Tax File

Customer Name	Parcel #	Address	Street	Service Level	Units	Monthly Rate	Total Montly Rate	Annual Rate
CITY OF COACHELLA	768-120-044	50431	TOMAS LANE	Trash Service	1	\$ 29.94	\$ 29.94	\$ 359.28
CITY OF COACHELLA	768-120-044	50431	TOMAS LANE	Additional Trash	1	\$ 8.47	\$ 8.47	\$ 101.64
CITY OF COACHELLA	768-120-045	50435	TOMAS LANE	Trash Service	1	\$ 29.94	\$ 29.94	\$ 359.28
CITY OF COACHELLA	768-120-045	50435	TOMAS LANE	Additional Trash	1	\$ 8.47	\$ 8.47	\$ 101.64
CITY OF COACHELLA	768-120-046	50436	TOMAS LANE	Trash Service	1	\$ 29.94	\$ 29.94	\$ 359.28
CITY OF COACHELLA	768-120-046	50436	TOMAS LANE	Additional Trash	1	\$ 8.47	\$ 8.47	\$ 101.64
CITY OF COACHELLA	768-120-047	50432	TOMAS LANE	Trash Service	1	\$ 29.94	\$ 29.94	\$ 359.28
CITY OF COACHELLA	768-120-048	50428	TOMAS LANE	Trash Service	1	\$ 29.94	\$ 29.94	\$ 359.28
CITY OF COACHELLA	768-120-049	50424	TOMAS LANE	Trash Service	1	\$ 29.94	\$ 29.94	\$ 359.28
CITY OF COACHELLA	768-120-049	50424	TOMAS LANE	Additional Trash	1	\$ 8.47	\$ 8.47	\$ 101.64
CITY OF COACHELLA	768-120-050	50420	TOMAS LANE	Trash Service	1	\$ 29.94	\$ 29.94	\$ 359.28
CITY OF COACHELLA	768-120-051	50416	TOMAS LANE	Trash Service	1	\$ 29.94	\$ 29.94	\$ 359.28
CITY OF COACHELLA	768-120-051	50416	TOMAS LANE	Additional Trash	2	\$ 8.47	\$ 16.94	\$ 203.28
CITY OF COACHELLA	768-120-052	84475	PEDRO DR	Trash Service	1	\$ 29.94	\$ 29.94	\$ 359.28
CITY OF COACHELLA	768-120-053	84479	PEDRO DR	Trash Service	1	\$ 29.94	\$ 29.94	\$ 359.28
CITY OF COACHELLA	768-120-054	84483	PEDRO DR	Trash Service	1	\$ 29.94	\$ 29.94	\$ 359.28
CITY OF COACHELLA	768-120-055	84487	PEDRO DR	Trash Service	1	\$ 29.94	\$ 29.94	\$ 359.28
CITY OF COACHELLA	768-120-056	84491	PEDRO DR	Trash Service	1	\$ 29.94	\$ 29.94	\$ 359.28
CITY OF COACHELLA	768-120-057	84495	PEDRO DR	Trash Service	1	\$ 29.94	\$ 29.94	\$ 359.28
CITY OF COACHELLA	768-120-058	84499	PEDRO DR	Trash Service	1	\$ 29.94	\$ 29.94	\$ 359.28
CITY OF COACHELLA	768-120-058	84499	PEDRO DR	Additional Trash	1	\$ 8.47	\$ 8.47	\$ 101.64
CITY OF COACHELLA	768-120-059	84503	PEDRO DR	Trash Service	1	\$ 29.94	\$ 29.94	\$ 359.28
CITY OF COACHELLA	768-120-060	50411	AVE ADOBE	Trash Service	1	\$ 29.94	\$ 29.94	\$ 359.28
CITY OF COACHELLA	768-120-061	50415	AVE ADOBE	Trash Service	1	\$ 29.94	\$ 29.94	\$ 359.28
CITY OF COACHELLA	768-120-062	50419	AVE ADOBE	Trash Service	1	\$ 29.94	\$ 29.94	\$ 359.28
CITY OF COACHELLA	768-120-062	50419	AVE ADOBE	Additional Trash	1	\$ 8.47	\$ 8.47	\$ 101.64
CITY OF COACHELLA	768-120-063	50423	AVE ADOBE	Trash Service	1	\$ 29.94	\$ 29.94	\$ 359.28
CITY OF COACHELLA	768-120-064	50427	AVE ADOBE	Trash Service	1	\$ 29.94	\$ 29.94	\$ 359.28
CITY OF COACHELLA	768-120-064	50427	AVE ADOBE	Additional Trash	1	\$ 8.47	\$ 8.47	\$ 101.64
CITY OF COACHELLA	768-120-065	50431	AVE ADOBE	Trash Service	1	\$ 29.94	\$ 29.94	\$ 359.28
CITY OF COACHELLA	768-120-066	50434	AVE ADOBE	Trash Service	1	\$ 29.94	\$ 29.94	\$ 359.28
CITY OF COACHELLA	768-120-066	50434	AVE ADOBE	Additional Trash	1	\$ 8.47	\$ 8.47	\$ 101.64
CITY OF COACHELLA	768-120-067	50430	AVE ADOBE	Trash Service	1	\$ 29.94	\$ 29.94	\$ 359.28
CITY OF COACHELLA	768-120-067	50430	AVE ADOBE	Additional Trash	1	\$ 8.47	\$ 8.47	\$ 101.64
CITY OF COACHELLA	768-120-068	50426	AVE ADOBE	Trash Service	1	\$ 29.94	\$ 29.94	\$ 359.28
CITY OF COACHELLA	768-120-069	50422	AVE ADOBE	Trash Service	1	\$ 29.94	\$ 29.94	\$ 359.28
CITY OF COACHELLA	768-120-069	50422	AVE ADOBE	Additional Trash	1	\$ 8.47	\$ 8.47	\$ 101.64
CITY OF COACHELLA	768-120-070	50418	AVE ADOBE	Trash Service	1	\$ 29.94	\$ 29.94	\$ 359.28
CITY OF COACHELLA	768-120-071	50414	AVE ADOBE	Trash Service	1	\$ 29.94	\$ 29.94	\$ 359.28
CITY OF COACHELLA	768-120-072	50410	AVE ADOBE	Trash Service	1	\$ 29.94	\$ 29.94	\$ 359.28

City of Coachella Final 2022-23 Tax File

Customer Name	Parcel #	Address	Street	Service Level	Units	Monthly Rate	Total Montly Rate	Annual Rate
CITY OF COACHELLA	768-120-072	50410	AVE ADOBE	Additional Trash	1	\$ 8.47	\$ 8.47	\$ 101.64
CITY OF COACHELLA	768-120-073	50406	AVE ADOBE	Trash Service	1	\$ 29.94	\$ 29.94	\$ 359.28
CITY OF COACHELLA	768-120-073	50406	AVE ADOBE	Additional Trash	1	\$ 8.47	\$ 8.47	\$ 101.64
CITY OF COACHELLA	768-120-074	84514	PEDRO DR	Trash Service	1	\$ 29.94	\$ 29.94	\$ 359.28
CITY OF COACHELLA	768-120-075	84510	PEDRO DR	Trash Service	1	\$ 29.94	\$ 29.94	\$ 359.28
CITY OF COACHELLA	768-120-076	84506	PEDRO DR	Trash Service	1	\$ 29.94	\$ 29.94	\$ 359.28
CITY OF COACHELLA	768-120-076	84506	PEDRO DR	Additional Trash	1	\$ 8.47	\$ 8.47	\$ 101.64
CITY OF COACHELLA	768-120-077	84502	PEDRO DR	Trash Service	1	\$ 29.94	\$ 29.94	\$ 359.28
CITY OF COACHELLA	768-120-078	84498	PEDRO DR	Trash Service	1	\$ 29.94	\$ 29.94	\$ 359.28
CITY OF COACHELLA	768-120-078	84498	PEDRO DR	Additional Trash	1	\$ 8.47	\$ 8.47	\$ 101.64
CITY OF COACHELLA	768-120-079	84494	PEDRO DR	Trash Service	1	\$ 29.94	\$ 29.94	\$ 359.28
CITY OF COACHELLA	768-120-079	84494	PEDRO DR	Additional Trash	2	\$ 8.47	\$ 16.94	\$ 203.28
CITY OF COACHELLA	768-120-080	84490	PEDRO DR	Trash Service	1	\$ 29.94	\$ 29.94	\$ 359.28
CITY OF COACHELLA	768-130-001	50437	ANDREA LANE	Trash Service	1	\$ 29.94	\$ 29.94	\$ 359.28
CITY OF COACHELLA	768-130-002	50441	ANDREA LANE	Trash Service	1	\$ 29.94	\$ 29.94	\$ 359.28
CITY OF COACHELLA	768-130-003	50445	ANDREA LANE	Trash Service	1	\$ 29.94	\$ 29.94	\$ 359.28
CITY OF COACHELLA	768-130-004	50449	ANDREA LANE	Trash Service	1	\$ 29.94	\$ 29.94	\$ 359.28
CITY OF COACHELLA	768-130-005	50453	ANDREA LANE	Trash Service	1	\$ 29.94	\$ 29.94	\$ 359.28
CITY OF COACHELLA	768-130-005	50453	ANDREA LANE	Additional Trash	1	\$ 8.47	\$ 8.47	\$ 101.64
CITY OF COACHELLA	768-130-006	50457	ANDREA LANE	Trash Service	1	\$ 29.94	\$ 29.94	\$ 359.28
CITY OF COACHELLA	768-130-006	50457	ANDREA LANE	Additional Green	1	\$ 8.47	\$ 8.47	\$ 101.64
CITY OF COACHELLA	768-130-007	50461	ANDREA LANE	Trash Service	1	\$ 29.94	\$ 29.94	\$ 359.28
CITY OF COACHELLA	768-130-008	50465	ANDREA LANE	Trash Service	1	\$ 29.94	\$ 29.94	\$ 359.28
CITY OF COACHELLA	768-130-008	50465	ANDREA LANE	Additional Trash	1	\$ 8.47	\$ 8.47	\$ 101.64
CITY OF COACHELLA	768-130-008	50465	ANDREA LANE	Additional Green	1	\$ 8.47	\$ 8.47	\$ 101.64
CITY OF COACHELLA	768-130-009	84437	JULIA DR	Trash Service	1	\$ 29.94	\$ 29.94	\$ 359.28
CITY OF COACHELLA	768-130-010	84441	JULIA DR	Trash Service	1	\$ 29.94	\$ 29.94	\$ 359.28
CITY OF COACHELLA	768-130-011	84455	JULIA DR	Trash Service	1	\$ 29.94	\$ 29.94	\$ 359.28
CITY OF COACHELLA	768-130-011	84455	JULIA DR	Additional Trash	1	\$ 8.47	\$ 8.47	\$ 101.64
CITY OF COACHELLA	768-130-012	84459	JULIA DR	Trash Service	1	\$ 29.94	\$ 29.94	\$ 359.28
CITY OF COACHELLA	768-130-012	84459	JULIA DR	Additional Trash	1	\$ 8.47	\$ 8.47	\$ 101.64
CITY OF COACHELLA	768-130-013	84463	JULIA DR	Trash Service	1	\$ 29.94	\$ 29.94	\$ 359.28
CITY OF COACHELLA	768-130-014	84467	JULIA DR	Trash Service	1	\$ 29.94	\$ 29.94	\$ 359.28
CITY OF COACHELLA	768-130-014	84467	JULIA DR	Additional Trash	1	\$ 8.47	\$ 8.47	\$ 101.64
CITY OF COACHELLA	768-130-014	84467	JULIA DR	Additional Recycle	1	\$ 8.47	\$ 8.47	\$ 101.64
CITY OF COACHELLA	768-130-015	84471	JULIA DR	Trash Service	1	\$ 29.94	\$ 29.94	\$ 359.28
CITY OF COACHELLA	768-130-016	84475	JULIA DR	Trash Service	1	\$ 29.94	\$ 29.94	\$ 359.28
CITY OF COACHELLA	768-130-016	84475	JULIA DR	Additional Trash	1	\$ 8.47	\$ 8.47	\$ 101.64
CITY OF COACHELLA	768-130-017	84479	JULIA DR	Trash Service	1	\$ 29.94	\$ 29.94	\$ 359.28
CITY OF COACHELLA	768-130-017	84479	JULIA DR	Additional Trash	1	\$ 8.47	\$ 8.47	\$ 101.64

City of Coachella Final 2022-23 Tax File

Customer Name	Parcel #	Address	Street	Service Level	Units	Monthly Rate	Total Montly Rate	Annual Rate
CITY OF COACHELLA	768-130-018	84483	JULIA DR	Trash Service	1	\$ 29.94	\$ 29.94	\$ 359.28
CITY OF COACHELLA	768-130-019	84487	JULIA DR	Trash Service	1	\$ 29.94	\$ 29.94	\$ 359.28
CITY OF COACHELLA	768-130-019	84487	JULIA DR	Additional Recycle	1	\$ 8.47	\$ 8.47	\$ 101.64
CITY OF COACHELLA	768-130-020	84491	JULIA DR	Trash Service	1	\$ 29.94	\$ 29.94	\$ 359.28
CITY OF COACHELLA	768-130-020	84491	JULIA DR	Additional Trash	1	\$ 8.47	\$ 8.47	\$ 101.64
CITY OF COACHELLA	768-130-021	84495	JULIA DR	Trash Service	1	\$ 29.94	\$ 29.94	\$ 359.28
CITY OF COACHELLA	768-130-022	84499	JULIA DR	Trash Service	1	\$ 29.94	\$ 29.94	\$ 359.28
CITY OF COACHELLA	768-130-022	84499	JULIA DR	Additional Trash	1	\$ 8.47	\$ 8.47	\$ 101.64
CITY OF COACHELLA	768-130-023	84503	JULIA DR	Trash Service	1	\$ 29.94	\$ 29.94	\$ 359.28
CITY OF COACHELLA	768-130-024	84507	JULIA DR	Trash Service	1	\$ 29.94	\$ 29.94	\$ 359.28
CITY OF COACHELLA	768-130-024	84507	JULIA DR	Additional Trash	1	\$ 8.47	\$ 8.47	\$ 101.64
CITY OF COACHELLA	768-130-025	84511	JULIA DR	Trash Service	1	\$ 29.94	\$ 29.94	\$ 359.28
CITY OF COACHELLA	768-131-001	84510	JULIA DR	Trash Service	1	\$ 29.94	\$ 29.94	\$ 359.28
CITY OF COACHELLA	768-131-002	84506	JULIA DR	Trash Service	1	\$ 29.94	\$ 29.94	\$ 359.28
CITY OF COACHELLA	768-131-003	84502	JULIA DR	Trash Service	1	\$ 29.94	\$ 29.94	\$ 359.28
CITY OF COACHELLA	768-131-004	84498	JULIA DR	Trash Service	1	\$ 29.94	\$ 29.94	\$ 359.28
CITY OF COACHELLA	768-131-005	84494	JULIA DR	Trash Service	1	\$ 29.94	\$ 29.94	\$ 359.28
CITY OF COACHELLA	768-131-006	84490	JULIA DR	Trash Service	1	\$ 29.94	\$ 29.94	\$ 359.28
CITY OF COACHELLA	768-131-007	84486	JULIA DR	Trash Service	1	\$ 29.94	\$ 29.94	\$ 359.28
CITY OF COACHELLA	768-131-007	84486	JULIA DR	Additional Trash	1	\$ 8.47	\$ 8.47	\$ 101.64
CITY OF COACHELLA	768-131-008	84482	JULIA DR	Trash Service	1	\$ 29.94	\$ 29.94	\$ 359.28
CITY OF COACHELLA	768-131-009	84478	JULIA DR	Trash Service	1	\$ 29.94	\$ 29.94	\$ 359.28
CITY OF COACHELLA	768-131-009	84478	JULIA DR	Additional Trash	1	\$ 8.47	\$ 8.47	\$ 101.64
CITY OF COACHELLA	768-131-010	84474	JULIA DR	Trash Service	1	\$ 29.94	\$ 29.94	\$ 359.28
CITY OF COACHELLA	768-131-011	84470	JULIA DR	Trash Service	1	\$ 29.94	\$ 29.94	\$ 359.28
CITY OF COACHELLA	768-131-012	84466	JULIA DR	Trash Service	1	\$ 29.94	\$ 29.94	\$ 359.28
CITY OF COACHELLA	768-131-012	84466	JULIA DR	Additional Trash	1	\$ 8.47	\$ 8.47	\$ 101.64
CITY OF COACHELLA	768-131-013	84462	JULIA DR	Trash Service	1	\$ 29.94	\$ 29.94	\$ 359.28
CITY OF COACHELLA	768-131-013	84462	JULIA DR	Additional Trash	1	\$ 8.47	\$ 8.47	\$ 101.64
CITY OF COACHELLA	768-131-014	84458	JULIA DR	Trash Service	1	\$ 29.94	\$ 29.94	\$ 359.28
CITY OF COACHELLA	768-131-015	84454	JULIA DR	Trash Service	1	\$ 29.94	\$ 29.94	\$ 359.28
CITY OF COACHELLA	768-131-015	84454	JULIA DR	Additional Green	1	\$ 8.47	\$ 8.47	\$ 101.64
CITY OF COACHELLA	768-131-016	84457	LINDA AVE	Trash Service	1	\$ 29.94	\$ 29.94	\$ 359.28
CITY OF COACHELLA	768-131-017	84461	LINDA AVE	Trash Service	1	\$ 29.94	\$ 29.94	\$ 359.28
CITY OF COACHELLA	768-131-018	84465	LINDA AVE	Trash Service	1	\$ 29.94	\$ 29.94	\$ 359.28
CITY OF COACHELLA	768-131-018	84465	LINDA AVE	Additional Trash	1	\$ 8.47	\$ 8.47	\$ 101.64
CITY OF COACHELLA	768-131-019	84469	LINDA AVE	Trash Service	1	\$ 29.94	\$ 29.94	\$ 359.28
CITY OF COACHELLA	768-131-019	84469	LINDA AVE	Additional Trash	1	\$ 8.47	\$ 8.47	\$ 101.64
CITY OF COACHELLA	768-131-020	84473	LINDA AVE	Trash Service	1	\$ 29.94	\$ 29.94	\$ 359.28
CITY OF COACHELLA	768-131-021	84477	LINDA AVE	Trash Service	1	\$ 29.94	\$ 29.94	\$ 359.28

City of Coachella Final 2022-23 Tax File

Customer Name	Parcel #	Address	Street	Service Level	Units	Monthly Rate	Total Montly Rate	Annual Rate
CITY OF COACHELLA	768-131-021	84477	LINDA AVE	Additional Trash	1	\$ 8.47	\$ 8.47	\$ 101.64
CITY OF COACHELLA	768-131-022	84481	LINDA AVE	Trash Service	1	\$ 29.94	\$ 29.94	\$ 359.28
CITY OF COACHELLA	768-131-022	84481	LINDA AVE	Additional Trash	1	\$ 8.47	\$ 8.47	\$ 101.64
CITY OF COACHELLA	768-131-023	84485	LINDA AVE	Trash Service	1	\$ 29.94	\$ 29.94	\$ 359.28
CITY OF COACHELLA	768-131-023	84485	LINDA AVE	Additional Trash	1	\$ 8.47	\$ 8.47	\$ 101.64
CITY OF COACHELLA	768-131-024	84489	LINDA AVE	Trash Service	1	\$ 29.94	\$ 29.94	\$ 359.28
CITY OF COACHELLA	768-131-025	84493	LINDA AVE	Trash Service	1	\$ 29.94	\$ 29.94	\$ 359.28
CITY OF COACHELLA	768-131-026	84497	LINDA AVE	Trash Service	1	\$ 29.94	\$ 29.94	\$ 359.28
CITY OF COACHELLA	768-131-027	84501	LINDA AVE	Trash Service	1	\$ 29.94	\$ 29.94	\$ 359.28
CITY OF COACHELLA	768-131-027	84501	LINDA AVE	Additional Trash	1	\$ 8.47	\$ 8.47	\$ 101.64
CITY OF COACHELLA	768-131-028	84505	LINDA AVE	Trash Service	1	\$ 29.94	\$ 29.94	\$ 359.28
CITY OF COACHELLA	768-131-028	84505	LINDA AVE	Additional Trash	1	\$ 8.47	\$ 8.47	\$ 101.64
CITY OF COACHELLA	768-131-029	84509	LINDA AVE	Trash Service	1	\$ 29.94	\$ 29.94	\$ 359.28
CITY OF COACHELLA	768-131-029	84509	LINDA AVE	Additional Trash	1	\$ 8.47	\$ 8.47	\$ 101.64
CITY OF COACHELLA	768-131-030	84513	LINDA AVE	Trash Service	1	\$ 29.94	\$ 29.94	\$ 359.28
CITY OF COACHELLA	768-131-030	84513	LINDA AVE	Additional Trash	1	\$ 8.47	\$ 8.47	\$ 101.64
CITY OF COACHELLA	768-132-001	84512	LINDA AVE	Trash Service	1	\$ 29.94	\$ 29.94	\$ 359.28
CITY OF COACHELLA	768-132-001	84512	LINDA AVE	Additional Trash	1	\$ 8.47	\$ 8.47	\$ 101.64
CITY OF COACHELLA	768-132-002	84508	LINDA AVE	Trash Service	1	\$ 29.94	\$ 29.94	\$ 359.28
CITY OF COACHELLA	768-132-003	84504	LINDA AVE	Trash Service	1	\$ 29.94	\$ 29.94	\$ 359.28
CITY OF COACHELLA	768-132-004	84500	LINDA AVE	Trash Service	1	\$ 29.94	\$ 29.94	\$ 359.28
CITY OF COACHELLA	768-132-005	84496	LINDA AVE	Trash Service	1	\$ 29.94	\$ 29.94	\$ 359.28
CITY OF COACHELLA	768-132-006	84492	LINDA AVE	Trash Service	1	\$ 29.94	\$ 29.94	\$ 359.28
CITY OF COACHELLA	768-132-006	84492	LINDA AVE	Additional Trash	1	\$ 8.47	\$ 8.47	\$ 101.64
CITY OF COACHELLA	768-132-007	84488	LINDA AVE	Trash Service	1	\$ 29.94	\$ 29.94	\$ 359.28
CITY OF COACHELLA	768-132-008	84484	LINDA AVE	Trash Service	1	\$ 29.94	\$ 29.94	\$ 359.28
CITY OF COACHELLA	768-132-008	84484	LINDA AVE	Additional Trash	1	\$ 8.47	\$ 8.47	\$ 101.64
CITY OF COACHELLA	768-132-009	84480	LINDA AVE	Trash Service	1	\$ 29.94	\$ 29.94	\$ 359.28
CITY OF COACHELLA	768-132-009	84480	LINDA AVE	Additional Trash	1	\$ 8.47	\$ 8.47	\$ 101.64
CITY OF COACHELLA	768-132-010	84476	LINDA AVE	Trash Service	1	\$ 29.94	\$ 29.94	\$ 359.28
CITY OF COACHELLA	768-132-010	84476	LINDA AVE	Additional Trash	1	\$ 8.47	\$ 8.47	\$ 101.64
CITY OF COACHELLA	768-132-011	84472	LINDA AVE	Trash Service	1	\$ 29.94	\$ 29.94	\$ 359.28
CITY OF COACHELLA	768-132-012	84468	LINDA AVE	Trash Service	1	\$ 29.94	\$ 29.94	\$ 359.28
CITY OF COACHELLA	768-132-012	84468	LINDA AVE	Additional Trash	1	\$ 8.47	\$ 8.47	\$ 101.64
CITY OF COACHELLA	768-132-013	84464	LINDA AVE	Trash Service	1	\$ 29.94	\$ 29.94	\$ 359.28
CITY OF COACHELLA	768-132-014	84460	LINDA AVE	Trash Service	1	\$ 29.94	\$ 29.94	\$ 359.28
CITY OF COACHELLA	768-132-015	84456	LINDA AVE	Trash Service	1	\$ 29.94	\$ 29.94	\$ 359.28
CITY OF COACHELLA	768-132-016	84457	CHRISTINA ROAD	Trash Service	1	\$ 29.94	\$ 29.94	\$ 359.28
CITY OF COACHELLA	768-132-016	84457	CHRISTINA ROAD	Additional Trash	1	\$ 8.47	\$ 8.47	\$ 101.64
CITY OF COACHELLA	768-132-017	84461	CHRISTINA ROAD	Trash Service	1	\$ 29.94	\$ 29.94	\$ 359.28

City of Coachella Final 2022-23 Tax File

Customer Name	Parcel #	Address	Street	Service Level	Units	Monthly Rate	Total Montly Rate	Annual Rate
CITY OF COACHELLA	768-132-017	84461	CHRISTINA ROAD	Additional Trash	1	\$ 8.47	\$ 8.47	\$ 101.64
CITY OF COACHELLA	768-132-018	84465	CHRISTINA ROAD	Trash Service	1	\$ 29.94	\$ 29.94	\$ 359.28
CITY OF COACHELLA	768-132-019	84469	CHRISTINA ROAD	Trash Service	2	\$ 29.94	\$ 59.88	\$ 718.56
CITY OF COACHELLA	768-132-020	84473	CHRISTINA ROAD	Trash Service	1	\$ 29.94	\$ 29.94	\$ 359.28
CITY OF COACHELLA	768-132-020	84473	CHRISTINA ROAD	Additional Trash	1	\$ 8.47	\$ 8.47	\$ 101.64
CITY OF COACHELLA	768-132-021	84477	CHRISTINA ROAD	Trash Service	1	\$ 29.94	\$ 29.94	\$ 359.28
CITY OF COACHELLA	768-132-021	84477	CHRISTINA ROAD	Additional Trash	1	\$ 8.47	\$ 8.47	\$ 101.64
CITY OF COACHELLA	768-132-022	84481	CHRISTINA ROAD	Trash Service	1	\$ 29.94	\$ 29.94	\$ 359.28
CITY OF COACHELLA	768-132-023	84485	CHRISTINA ROAD	Trash Service	1	\$ 29.94	\$ 29.94	\$ 359.28
CITY OF COACHELLA	768-132-023	84485	CHRISTINA ROAD	Additional Green	1	\$ 8.47	\$ 8.47	\$ 101.64
CITY OF COACHELLA	768-132-024	84489	CHRISTINA ROAD	Trash Service	1	\$ 29.94	\$ 29.94	\$ 359.28
CITY OF COACHELLA	768-132-024	84489	CHRISTINA ROAD	Additional Trash	1	\$ 8.47	\$ 8.47	\$ 101.64
CITY OF COACHELLA	768-132-025	84491	CHRISTINA ROAD	Trash Service	1	\$ 29.94	\$ 29.94	\$ 359.28
CITY OF COACHELLA	768-132-026	84495	CHRISTINA ROAD	Trash Service	1	\$ 29.94	\$ 29.94	\$ 359.28
CITY OF COACHELLA	768-132-026	84495	CHRISTINA ROAD	Additional Trash	1	\$ 8.47	\$ 8.47	\$ 101.64
CITY OF COACHELLA	768-132-027	84499	CHRISTINA ROAD	Trash Service	1	\$ 29.94	\$ 29.94	\$ 359.28
CITY OF COACHELLA	768-132-027	84499	CHRISTINA ROAD	Additional Trash	1	\$ 8.47	\$ 8.47	\$ 101.64
CITY OF COACHELLA	768-132-028	84503	CHRISTINA ROAD	Trash Service	1	\$ 29.94	\$ 29.94	\$ 359.28
CITY OF COACHELLA	768-132-028	84503	CHRISTINA ROAD	Additional Trash	1	\$ 8.47	\$ 8.47	\$ 101.64
CITY OF COACHELLA	768-132-029	84507	CHRISTINA ROAD	Trash Service	1	\$ 29.94	\$ 29.94	\$ 359.28
CITY OF COACHELLA	768-132-029	84507	CHRISTINA ROAD	Additional Trash	1	\$ 8.47	\$ 8.47	\$ 101.64
CITY OF COACHELLA	768-132-030	84511	CHRISTINA ROAD	Trash Service	1	\$ 29.94	\$ 29.94	\$ 359.28
CITY OF COACHELLA	768-133-002	50446	AVE ADOBE	Trash Service	1	\$ 29.94	\$ 29.94	\$ 359.28
CITY OF COACHELLA	768-133-003	50442	AVE ADOBE	Trash Service	1	\$ 29.94	\$ 29.94	\$ 359.28
CITY OF COACHELLA	768-133-003	50442	AVE ADOBE	Additional Trash	1	\$ 8.47	\$ 8.47	\$ 101.64
CITY OF COACHELLA	768-133-004	50438	AVE ADOBE	Trash Service	1	\$ 29.94	\$ 29.94	\$ 359.28
CITY OF COACHELLA	768-133-004	50438	AVE ADOBE	Additional Trash	1	\$ 8.47	\$ 8.47	\$ 101.64
CITY OF COACHELLA	768-140-001	50652	AVE RAZON	Trash Service	1	\$ 29.94	\$ 29.94	\$ 359.28
CITY OF COACHELLA	768-140-002	50642	AVE RAZON	Trash Service	1	\$ 29.94	\$ 29.94	\$ 359.28
CITY OF COACHELLA	768-140-003	50632	AVE RAZON	Trash Service	1	\$ 29.94	\$ 29.94	\$ 359.28
CITY OF COACHELLA	768-140-004	50622	AVE RAZON	Trash Service	1	\$ 29.94	\$ 29.94	\$ 359.28
CITY OF COACHELLA	768-140-005	50602	AVE RAZON	Trash Service	1	\$ 29.94	\$ 29.94	\$ 359.28
CITY OF COACHELLA	768-140-006	50601	AVE RAZON	Trash Service	1	\$ 29.94	\$ 29.94	\$ 359.28
CITY OF COACHELLA	768-140-007	50621	AVE RAZON	Trash Service	1	\$ 29.94	\$ 29.94	\$ 359.28
CITY OF COACHELLA	768-140-007	50621	AVE RAZON	Additional Trash	1	\$ 8.47	\$ 8.47	\$ 101.64
CITY OF COACHELLA	768-140-008	50631	AVE RAZON	Trash Service	1	\$ 29.94	\$ 29.94	\$ 359.28
CITY OF COACHELLA	768-140-009	50641	AVE RAZON	Trash Service	1	\$ 29.94	\$ 29.94	\$ 359.28
CITY OF COACHELLA	768-140-009	50641	AVE RAZON	Additional Trash	1	\$ 8.47	\$ 8.47	\$ 101.64
CITY OF COACHELLA	768-140-010	50651	AVE RAZON	Trash Service	1	\$ 29.94	\$ 29.94	\$ 359.28
CITY OF COACHELLA	768-140-011	50661	AVE RAZON	Trash Service	1	\$ 29.94	\$ 29.94	\$ 359.28

City of Coachella Final 2022-23 Tax File

Customer Name	Parcel #	Address	Street	Service Level	Units	Monthly Rate	Total Montly Rate	Annual Rate
CITY OF COACHELLA	768-140-012	50671	AVE RAZON	Trash Service	1	\$ 29.94	\$ 29.94	\$ 359.28
CITY OF COACHELLA	768-140-013	84488	VIA ZAHIDI	Trash Service	1	\$ 29.94	\$ 29.94	\$ 359.28
CITY OF COACHELLA	768-140-014	84490	VIA ZAHIDI	Trash Service	1	\$ 29.94	\$ 29.94	\$ 359.28
CITY OF COACHELLA	768-140-015	84492	VIA ZAHIDI	Trash Service	1	\$ 29.94	\$ 29.94	\$ 359.28
CITY OF COACHELLA	768-140-016	84494	VIA ZAHIDI	Trash Service	1	\$ 29.94	\$ 29.94	\$ 359.28
CITY OF COACHELLA	768-140-017	84496	VIA ZAHIDI	Trash Service	1	\$ 29.94	\$ 29.94	\$ 359.28
CITY OF COACHELLA	768-140-017	84496	VIA ZAHIDI	Additional Trash	1	\$ 8.47	\$ 8.47	\$ 101.64
CITY OF COACHELLA	768-140-018	84498	VIA ZAHIDI	Trash Service	1	\$ 29.94	\$ 29.94	\$ 359.28
CITY OF COACHELLA	768-140-018	84498	VIA ZAHIDI	Additional Trash	1	\$ 8.47	\$ 8.47	\$ 101.64
CITY OF COACHELLA	768-140-019	84500	VIA ZAHIDI	Trash Service	1	\$ 29.94	\$ 29.94	\$ 359.28
CITY OF COACHELLA	768-140-020	84502	VIA ZAHIDI	Trash Service	1	\$ 29.94	\$ 29.94	\$ 359.28
CITY OF COACHELLA	768-140-021	84504	VIA ZAHIDI	Trash Service	1	\$ 29.94	\$ 29.94	\$ 359.28
CITY OF COACHELLA	768-140-021	84504	VIA ZAHIDI	Additional Trash	1	\$ 8.47	\$ 8.47	\$ 101.64
CITY OF COACHELLA	768-140-022	84506	VIA ZAHIDI	Trash Service	1	\$ 29.94	\$ 29.94	\$ 359.28
CITY OF COACHELLA	768-140-022	84506	VIA ZAHIDI	Additional Recycle	1	\$ 8.47	\$ 8.47	\$ 101.64
CITY OF COACHELLA	768-140-023	84508	VIA ZAHIDI	Trash Service	1	\$ 29.94	\$ 29.94	\$ 359.28
CITY OF COACHELLA	768-140-023	84508	VIA ZAHIDI	Additional Trash	1	\$ 8.47	\$ 8.47	\$ 101.64
CITY OF COACHELLA	768-140-024	84510	VIA ZAHIDI	Trash Service	1	\$ 29.94	\$ 29.94	\$ 359.28
CITY OF COACHELLA	768-140-025	84512	VIA ZAHIDI	Trash Service	1	\$ 29.94	\$ 29.94	\$ 359.28
CITY OF COACHELLA	768-140-026	84513	CORTE ALTURIAN	Trash Service	1	\$ 29.94	\$ 29.94	\$ 359.28
CITY OF COACHELLA	768-140-027	84511	CORTE ALTURIAN	Trash Service	1	\$ 29.94	\$ 29.94	\$ 359.28
CITY OF COACHELLA	768-140-028	84509	CORTE ALTURIAN	Trash Service	1	\$ 29.94	\$ 29.94	\$ 359.28
CITY OF COACHELLA	768-140-029	84507	CORTE ALTURIAN	Trash Service	1	\$ 29.94	\$ 29.94	\$ 359.28
CITY OF COACHELLA	768-140-029	84507	CORTE ALTURIAN	Additional Trash	1	\$ 8.47	\$ 8.47	\$ 101.64
CITY OF COACHELLA	768-140-030	84505	CORTE ALTURIAN	Trash Service	1	\$ 29.94	\$ 29.94	\$ 359.28
CITY OF COACHELLA	768-140-031	84503	CORTE ALTURIAN	Trash Service	1	\$ 29.94	\$ 29.94	\$ 359.28
CITY OF COACHELLA	768-140-032	84501	CORTE ALTURIAN	Trash Service	1	\$ 29.94	\$ 29.94	\$ 359.28
CITY OF COACHELLA	768-140-033	84499	CORTE ALTURIAN	Trash Service	1	\$ 29.94	\$ 29.94	\$ 359.28
CITY OF COACHELLA	768-140-034	84497	CORTE ALTURIAN	Trash Service	1	\$ 29.94	\$ 29.94	\$ 359.28
CITY OF COACHELLA	768-140-035	84495	CORTE ALTURIAN	Trash Service	1	\$ 29.94	\$ 29.94	\$ 359.28
CITY OF COACHELLA	768-140-035	84495	CORTE ALTURIAN	Additional Trash	1	\$ 8.47	\$ 8.47	\$ 101.64
CITY OF COACHELLA	768-140-036	84494	CORTE ALTURIAN	Trash Service	1	\$ 29.94	\$ 29.94	\$ 359.28
CITY OF COACHELLA	768-140-036	84494	CORTE ALTURIAN	Additional Trash	1	\$ 8.47	\$ 8.47	\$ 101.64
CITY OF COACHELLA	768-140-037	84496	CORTE ALTURIAN	Trash Service	1	\$ 29.94	\$ 29.94	\$ 359.28
CITY OF COACHELLA	768-140-037	84496	CORTE ALTURIAN	Additional Trash	1	\$ 8.47	\$ 8.47	\$ 101.64
CITY OF COACHELLA	768-140-038	84498	CORTE ALTURIAN	Trash Service	1	\$ 29.94	\$ 29.94	\$ 359.28
CITY OF COACHELLA	768-140-039	84500	CORTE ALTURIAN	Trash Service	1	\$ 29.94	\$ 29.94	\$ 359.28
CITY OF COACHELLA	768-140-039	84500	CORTE ALTURIAN	Additional Trash	1	\$ 8.47	\$ 8.47	\$ 101.64
CITY OF COACHELLA	768-140-040	84502	CORTE ALTURIAN	Trash Service	1	\$ 29.94	\$ 29.94	\$ 359.28
CITY OF COACHELLA	768-140-041	84504	CORTE ALTURIAN	Trash Service	1	\$ 29.94	\$ 29.94	\$ 359.28

City of Coachella Final 2022-23 Tax File

Customer Name	Parcel #	Address	Street	Service Level	Units	Monthly Rate	Total Montly Rate	Annual Rate
CITY OF COACHELLA	768-140-041	84504	CORTE ALTURIAN	Additional Trash	1	\$ 8.47	\$ 8.47	\$ 101.64
CITY OF COACHELLA	768-140-042	84506	CORTE ALTURIAN	Trash Service	1	\$ 29.94	\$ 29.94	\$ 359.28
CITY OF COACHELLA	768-140-042	84506	CORTE ALTURIAN	Additional Trash	1	\$ 8.47	\$ 8.47	\$ 101.64
CITY OF COACHELLA	768-140-043	84508	CORTE ALTURIAN	Trash Service	1	\$ 29.94	\$ 29.94	\$ 359.28
CITY OF COACHELLA	768-140-043	84508	CORTE ALTURIAN	Additional Trash	1	\$ 8.47	\$ 8.47	\$ 101.64
CITY OF COACHELLA	768-140-044	84510	CORTE ALTURIAN	Trash Service	1	\$ 29.94	\$ 29.94	\$ 359.28
CITY OF COACHELLA	768-140-045	84512	CORTE ALTURIAN	Trash Service	1	\$ 29.94	\$ 29.94	\$ 359.28
CITY OF COACHELLA	768-140-045	84512	CORTE ALTURIAN	Additional Trash	1	\$ 8.47	\$ 8.47	\$ 101.64
CITY OF COACHELLA	768-140-048	84493	CORTE ALTURIAN	Trash Service	1	\$ 29.94	\$ 29.94	\$ 359.28
CITY OF COACHELLA	768-140-048	84493	CORTE ALTURIAN	Additional Trash	1	\$ 8.47	\$ 8.47	\$ 101.64
CITY OF COACHELLA	768-141-001	50602	AVE ADOBE	Trash Service	1	\$ 29.94	\$ 29.94	\$ 359.28
CITY OF COACHELLA	768-141-002	50622	AVE ADOBE	Trash Service	1	\$ 29.94	\$ 29.94	\$ 359.28
CITY OF COACHELLA	768-141-002	50622	AVE ADOBE	Additional Trash	1	\$ 8.47	\$ 8.47	\$ 101.64
CITY OF COACHELLA	768-141-003	50632	AVE ADOBE	Trash Service	2	\$ 29.94	\$ 59.88	\$ 718.56
CITY OF COACHELLA	768-141-004	50642	AVE ADOBE	Trash Service	1	\$ 29.94	\$ 29.94	\$ 359.28
CITY OF COACHELLA	768-141-005	50652	AVE ADOBE	Trash Service	2	\$ 29.94	\$ 59.88	\$ 718.56
CITY OF COACHELLA	768-141-006	50662	AVE ADOBE	Trash Service	1	\$ 29.94	\$ 29.94	\$ 359.28
CITY OF COACHELLA	768-141-007	50672	AVE ADOBE	Trash Service	1	\$ 29.94	\$ 29.94	\$ 359.28
CITY OF COACHELLA	768-141-007	50672	AVE ADOBE	Additional Trash	1	\$ 8.47	\$ 8.47	\$ 101.64
CITY OF COACHELLA	768-141-008	50682	AVE ADOBE	Trash Service	1	\$ 29.94	\$ 29.94	\$ 359.28
CITY OF COACHELLA	768-142-001	84513	VIA ZAHIDI	Trash Service	1	\$ 29.94	\$ 29.94	\$ 359.28
CITY OF COACHELLA	768-142-002	84511	VIA ZAHIDI	Trash Service	1	\$ 29.94	\$ 29.94	\$ 359.28
CITY OF COACHELLA	768-142-003	84509	VIA ZAHIDI	Trash Service	1	\$ 29.94	\$ 29.94	\$ 359.28
CITY OF COACHELLA	768-142-004	84507	VIA ZAHIDI	Trash Service	1	\$ 29.94	\$ 29.94	\$ 359.28
CITY OF COACHELLA	768-142-004	84507	VIA ZAHIDI	Additional Trash	1	\$ 8.47	\$ 8.47	\$ 101.64
CITY OF COACHELLA	768-142-005	84505	VIA ZAHIDI	Trash Service	1	\$ 29.94	\$ 29.94	\$ 359.28
CITY OF COACHELLA	768-142-006	84503	VIA ZAHIDI	Trash Service	1	\$ 29.94	\$ 29.94	\$ 359.28
CITY OF COACHELLA	768-142-007	84501	VIA ZAHIDI	Trash Service	1	\$ 29.94	\$ 29.94	\$ 359.28
CITY OF COACHELLA	768-142-007	84501	VIA ZAHIDI	Additional Trash	1	\$ 8.47	\$ 8.47	\$ 101.64
CITY OF COACHELLA	768-142-008	84499	VIA ZAHIDI	Trash Service	1	\$ 29.94	\$ 29.94	\$ 359.28
CITY OF COACHELLA	768-142-009	84497	VIA ZAHIDI	Trash Service	1	\$ 29.94	\$ 29.94	\$ 359.28
CITY OF COACHELLA	768-142-010	84495	VIA ZAHIDI	Trash Service	1	\$ 29.94	\$ 29.94	\$ 359.28
CITY OF COACHELLA	768-142-010	84495	VIA ZAHIDI	Additional Trash	1	\$ 8.47	\$ 8.47	\$ 101.64
CITY OF COACHELLA	768-142-011	84493	VIA ZAHIDI	Trash Service	1	\$ 29.94	\$ 29.94	\$ 359.28
CITY OF COACHELLA	768-142-011	84493	VIA ZAHIDI	Additional Trash	1	\$ 8.47	\$ 8.47	\$ 101.64
CITY OF COACHELLA	768-142-012	84491	VIA ZAHIDI	Trash Service	1	\$ 29.94	\$ 29.94	\$ 359.28
CITY OF COACHELLA	768-142-012	84491	VIA ZAHIDI	Additional Trash	1	\$ 8.47	\$ 8.47	\$ 101.64
CITY OF COACHELLA	768-142-013	84489	VIA ZAHIDI	Trash Service	1	\$ 29.94	\$ 29.94	\$ 359.28
CITY OF COACHELLA	768-142-013	84489	VIA ZAHIDI	Additional Trash	1	\$ 8.47	\$ 8.47	\$ 101.64
CITY OF COACHELLA	768-142-014	84487	VIA ZAHIDI	Trash Service	1	\$ 29.94	\$ 29.94	\$ 359.28

City of Coachella Final 2022-23 Tax File

Customer Name	Parcel #	Address	Street	Service Level	Units	Monthly Rate	Total Montly Rate	Annual Rate
CITY OF COACHELLA	768-142-014	84487	VIA ZAHIDI	Additional Trash	1	\$ 8.47	\$ 8.47	\$ 101.64
CITY OF COACHELLA	768-142-015	84485	VIA ZAHIDI	Trash Service	1	\$ 29.94	\$ 29.94	\$ 359.28
CITY OF COACHELLA	768-150-001	84488	CORTE GILLAN	Trash Service	1	\$ 29.94	\$ 29.94	\$ 359.28
CITY OF COACHELLA	768-150-001	84488	CORTE GILLAN	Additional Trash	1	\$ 8.47	\$ 8.47	\$ 101.64
CITY OF COACHELLA	768-150-002	84490	CORTE GILLAN	Trash Service	1	\$ 29.94	\$ 29.94	\$ 359.28
CITY OF COACHELLA	768-150-002	84490	CORTE GILLAN	Additional Trash	1	\$ 8.47	\$ 8.47	\$ 101.64
CITY OF COACHELLA	768-150-003	84492	CORTE GILLAN	Trash Service	1	\$ 29.94	\$ 29.94	\$ 359.28
CITY OF COACHELLA	768-150-004	84494	CORTE GILLAN	Trash Service	1	\$ 29.94	\$ 29.94	\$ 359.28
CITY OF COACHELLA	768-150-004	84494	CORTE GILLAN	Additional Trash	1	\$ 8.47	\$ 8.47	\$ 101.64
CITY OF COACHELLA	768-150-005	84496	CORTE GILLAN	Trash Service	1	\$ 29.94	\$ 29.94	\$ 359.28
CITY OF COACHELLA	768-150-005	84496	CORTE GILLAN	Additional Trash	1	\$ 8.47	\$ 8.47	\$ 101.64
CITY OF COACHELLA	768-150-006	84498	CORTE GILLAN	Trash Service	1	\$ 29.94	\$ 29.94	\$ 359.28
CITY OF COACHELLA	768-150-007	84500	CORTE GILLAN	Trash Service	1	\$ 29.94	\$ 29.94	\$ 359.28
CITY OF COACHELLA	768-150-008	84499	CORTE GILLAN	Trash Service	1	\$ 29.94	\$ 29.94	\$ 359.28
CITY OF COACHELLA	768-150-009	84497	CORTE GILLAN	Trash Service	1	\$ 29.94	\$ 29.94	\$ 359.28
CITY OF COACHELLA	768-150-010	84495	CORTE GILLAN	Trash Service	1	\$ 29.94	\$ 29.94	\$ 359.28
CITY OF COACHELLA	768-150-011	84493	CORTE GILLAN	Trash Service	1	\$ 29.94	\$ 29.94	\$ 359.28
CITY OF COACHELLA	768-150-011	84493	CORTE GILLAN	Additional Trash	1	\$ 8.47	\$ 8.47	\$ 101.64
CITY OF COACHELLA	768-150-012	84491	CORTE GILLAN	Trash Service	1	\$ 29.94	\$ 29.94	\$ 359.28
CITY OF COACHELLA	768-150-013	84489	CORTE GILLAN	Trash Service	1	\$ 29.94	\$ 29.94	\$ 359.28
CITY OF COACHELLA	768-150-014	84487	CORTE GILLAN	Trash Service	1	\$ 29.94	\$ 29.94	\$ 359.28
CITY OF COACHELLA	768-150-015	84486	CORTE YAGER	Trash Service	1	\$ 29.94	\$ 29.94	\$ 359.28
CITY OF COACHELLA	768-150-016	84488	CORTE YAGER	Trash Service	1	\$ 29.94	\$ 29.94	\$ 359.28
CITY OF COACHELLA	768-150-017	84490	CORTE YAGER	Trash Service	1	\$ 29.94	\$ 29.94	\$ 359.28
CITY OF COACHELLA	768-150-018	84492	CORTE YAGER	Trash Service	1	\$ 29.94	\$ 29.94	\$ 359.28
CITY OF COACHELLA	768-150-019	84494	CORTE YAGER	Trash Service	1	\$ 29.94	\$ 29.94	\$ 359.28
CITY OF COACHELLA	768-150-020	84496	CORTE YAGER	Trash Service	1	\$ 29.94	\$ 29.94	\$ 359.28
CITY OF COACHELLA	768-150-021	84498	CORTE YAGER	Trash Service	1	\$ 29.94	\$ 29.94	\$ 359.28
CITY OF COACHELLA	768-150-022	84501	CORTE YAGER	Trash Service	1	\$ 29.94	\$ 29.94	\$ 359.28
CITY OF COACHELLA	768-150-023	84499	CORTE YAGER	Trash Service	1	\$ 29.94	\$ 29.94	\$ 359.28
CITY OF COACHELLA	768-150-023	84499	CORTE YAGER	Additional Trash	1	\$ 8.47	\$ 8.47	\$ 101.64
CITY OF COACHELLA	768-150-024	84497	CORTE YAGER	Trash Service	1	\$ 29.94	\$ 29.94	\$ 359.28
CITY OF COACHELLA	768-150-025	84495	CORTE YAGER	Trash Service	1	\$ 29.94	\$ 29.94	\$ 359.28
CITY OF COACHELLA	768-150-026	84493	CORTE YAGER	Trash Service	1	\$ 29.94	\$ 29.94	\$ 359.28
CITY OF COACHELLA	768-150-027	84491	CORTE YAGER	Trash Service	1	\$ 29.94	\$ 29.94	\$ 359.28
CITY OF COACHELLA	768-150-028	84489	CORTE YAGER	Trash Service	1	\$ 29.94	\$ 29.94	\$ 359.28
CITY OF COACHELLA	768-150-029	84486	CALLE CATHRON	Trash Service	1	\$ 29.94	\$ 29.94	\$ 359.28
CITY OF COACHELLA	768-150-029	84486	CALLE CATHRON	Additional Trash	1	\$ 8.47	\$ 8.47	\$ 101.64
CITY OF COACHELLA	768-150-030	84488	CALLE CATHRON	Trash Service	1	\$ 29.94	\$ 29.94	\$ 359.28
CITY OF COACHELLA	768-150-031	84490	CALLE CATHRON	Trash Service	1	\$ 29.94	\$ 29.94	\$ 359.28

City of Coachella Final 2022-23 Tax File

Customer Name	Parcel #	Address	Street	Service Level	Units	Monthly Rate	Total Montly Rate	Annual Rate
CITY OF COACHELLA	768-150-032	84492	CALLE CATHRON	Trash Service	1	\$ 29.94	\$ 29.94	\$ 359.28
CITY OF COACHELLA	768-150-032	84492	CALLE CATHRON	Additional Trash	1	\$ 8.47	\$ 8.47	\$ 101.64
CITY OF COACHELLA	768-150-033	84494	CALLE CATHRON	Trash Service	1	\$ 29.94	\$ 29.94	\$ 359.28
CITY OF COACHELLA	768-150-034	84496	CALLE CATHRON	Trash Service	1	\$ 29.94	\$ 29.94	\$ 359.28
CITY OF COACHELLA	768-150-035	84498	CALLE CATHRON	Trash Service	1	\$ 29.94	\$ 29.94	\$ 359.28
CITY OF COACHELLA	768-150-036	84500	CALLE CATHRON	Trash Service	1	\$ 29.94	\$ 29.94	\$ 359.28
CITY OF COACHELLA	768-150-036	84500	CALLE CATHRON	Additional Trash	1	\$ 8.47	\$ 8.47	\$ 101.64
CITY OF COACHELLA	768-150-037	84502	CALLE CATHRON	Trash Service	1	\$ 29.94	\$ 29.94	\$ 359.28
CITY OF COACHELLA	768-150-037	84502	CALLE CATHRON	Additional Trash	1	\$ 8.47	\$ 8.47	\$ 101.64
CITY OF COACHELLA	768-150-038	84504	CALLE CATHRON	Trash Service	1	\$ 29.94	\$ 29.94	\$ 359.28
CITY OF COACHELLA	768-150-039	84506	CALLE CATHRON	Trash Service	1	\$ 29.94	\$ 29.94	\$ 359.28
CITY OF COACHELLA	768-150-040	84508	CALLE CATHRON	Trash Service	1	\$ 29.94	\$ 29.94	\$ 359.28
CITY OF COACHELLA	768-150-040	84508	CALLE CATHRON	Additional Trash	1	\$ 8.47	\$ 8.47	\$ 101.64
CITY OF COACHELLA	768-150-041	84510	CALLE CATHRON	Trash Service	1	\$ 29.94	\$ 29.94	\$ 359.28
CITY OF COACHELLA	768-150-041	84510	CALLE CATHRON	Additional Trash	1	\$ 8.47	\$ 8.47	\$ 101.64
CITY OF COACHELLA	768-150-042	84512	CALLE CATHRON	Trash Service	1	\$ 29.94	\$ 29.94	\$ 359.28
CITY OF COACHELLA	768-150-042	84512	CALLE CATHRON	Additional Trash	1	\$ 8.47	\$ 8.47	\$ 101.64
CITY OF COACHELLA	768-150-043	84513	CORTE CINDARELLA	Trash Service	1	\$ 29.94	\$ 29.94	\$ 359.28
CITY OF COACHELLA	768-150-044	84511	CORTE CINDARELLA	Trash Service	1	\$ 29.94	\$ 29.94	\$ 359.28
CITY OF COACHELLA	768-150-045	84509	CORTE CINDARELLA	Trash Service	1	\$ 29.94	\$ 29.94	\$ 359.28
CITY OF COACHELLA	768-150-046	84507	CORTE CINDARELLA	Trash Service	1	\$ 29.94	\$ 29.94	\$ 359.28
CITY OF COACHELLA	768-150-046	84507	CORTE CINDARELLA	Additional Trash	1	\$ 8.47	\$ 8.47	\$ 101.64
CITY OF COACHELLA	768-150-047	84505	CORTE CINDARELLA	Trash Service	1	\$ 29.94	\$ 29.94	\$ 359.28
CITY OF COACHELLA	768-150-048	84503	CORTE CINDARELLA	Trash Service	1	\$ 29.94	\$ 29.94	\$ 359.28
CITY OF COACHELLA	768-150-048	84503	CORTE CINDARELLA	Additional Trash	1	\$ 8.47	\$ 8.47	\$ 101.64
CITY OF COACHELLA	768-150-049	84500	CORTE CINDARELLA	Trash Service	1	\$ 29.94	\$ 29.94	\$ 359.28
CITY OF COACHELLA	768-150-049	84500	CORTE CINDARELLA	Additional Trash	2	\$ 8.47	\$ 16.94	\$ 203.28
CITY OF COACHELLA	768-150-049	84500	CORTE CINDARELLA	Additional Recycle	1	\$ 8.47	\$ 8.47	\$ 101.64
CITY OF COACHELLA	768-150-050	84502	CORTE CINDARELLA	Trash Service	1	\$ 29.94	\$ 29.94	\$ 359.28
CITY OF COACHELLA	768-150-050	84502	CORTE CINDARELLA	Additional Trash	1	\$ 8.47	\$ 8.47	\$ 101.64
CITY OF COACHELLA	768-150-051	84504	CORTE CINDARELLA	Trash Service	1	\$ 29.94	\$ 29.94	\$ 359.28
CITY OF COACHELLA	768-150-052	84506	CORTE CINDARELLA	Trash Service	1	\$ 29.94	\$ 29.94	\$ 359.28
CITY OF COACHELLA	768-150-052	84506	CORTE CINDARELLA	Additional Trash	1	\$ 8.47	\$ 8.47	\$ 101.64
CITY OF COACHELLA	768-150-053	84508	CORTE CINDARELLA	Trash Service	1	\$ 29.94	\$ 29.94	\$ 359.28
CITY OF COACHELLA	768-150-053	84508	CORTE CINDARELLA	Additional Trash	1	\$ 8.47	\$ 8.47	\$ 101.64
CITY OF COACHELLA	768-150-054	84510	CORTE CINDARELLA	Trash Service	1	\$ 29.94	\$ 29.94	\$ 359.28
CITY OF COACHELLA	768-150-054	84510	CORTE CINDARELLA	Additional Trash	1	\$ 8.47	\$ 8.47	\$ 101.64
CITY OF COACHELLA	768-150-055	84512	CORTE CINDARELLA	Trash Service	1	\$ 29.94	\$ 29.94	\$ 359.28
CITY OF COACHELLA	768-150-055	84512	CORTE CINDARELLA	Additional Trash	1	\$ 8.47	\$ 8.47	\$ 101.64
CITY OF COACHELLA	768-150-056	84513	CORTE BERNARDO	Trash Service	1	\$ 29.94	\$ 29.94	\$ 359.28

City of Coachella Final 2022-23 Tax File

Customer Name	Parcel #	Address	Street	Service Level	Units	Monthly Rate	Total Montly Rate	Annual Rate
CITY OF COACHELLA	768-150-057	84511	CORTE BERNARDO	Trash Service	1	\$ 29.94	\$ 29.94	\$ 359.28
CITY OF COACHELLA	768-150-057	84511	CORTE BERNARDO	Additional Trash	2	\$ 8.47	\$ 16.94	\$ 203.28
CITY OF COACHELLA	768-150-058	84509	CORTE BERNARDO	Trash Service	1	\$ 29.94	\$ 29.94	\$ 359.28
CITY OF COACHELLA	768-150-059	84507	CORTE BERNARDO	Trash Service	1	\$ 29.94	\$ 29.94	\$ 359.28
CITY OF COACHELLA	768-150-059	84507	CORTE BERNARDO	Additional Trash	1	\$ 8.47	\$ 8.47	\$ 101.64
CITY OF COACHELLA	768-150-060	84505	CORTE BERNARDO	Trash Service	1	\$ 29.94	\$ 29.94	\$ 359.28
CITY OF COACHELLA	768-150-060	84505	CORTE BERNARDO	Additional Recycle	1	\$ 8.47	\$ 8.47	\$ 101.64
CITY OF COACHELLA	768-150-061	84503	CORTE BERNARDO	Trash Service	1	\$ 29.94	\$ 29.94	\$ 359.28
CITY OF COACHELLA	768-150-062	84501	CORTE BERNARDO	Trash Service	1	\$ 29.94	\$ 29.94	\$ 359.28
CITY OF COACHELLA	768-150-062	84501	CORTE BERNARDO	Additional Trash	1	\$ 8.47	\$ 8.47	\$ 101.64
CITY OF COACHELLA	768-150-063	84500	CORTE BERNARDO	Trash Service	1	\$ 29.94	\$ 29.94	\$ 359.28
CITY OF COACHELLA	768-150-063	84500	CORTE BERNARDO	Additional Trash	1	\$ 8.47	\$ 8.47	\$ 101.64
CITY OF COACHELLA	768-150-064	84502	CORTE BERNARDO	Trash Service	1	\$ 29.94	\$ 29.94	\$ 359.28
CITY OF COACHELLA	768-150-065	84504	CORTE BERNARDO	Trash Service	1	\$ 29.94	\$ 29.94	\$ 359.28
CITY OF COACHELLA	768-150-066	84506	CORTE BERNARDO	Trash Service	1	\$ 29.94	\$ 29.94	\$ 359.28
CITY OF COACHELLA	768-150-067	84508	CORTE BERNARDO	Trash Service	1	\$ 29.94	\$ 29.94	\$ 359.28
CITY OF COACHELLA	768-150-068	84510	CORTE BERNARDO	Trash Service	1	\$ 29.94	\$ 29.94	\$ 359.28
CITY OF COACHELLA	768-150-069	84512	CORTE BERNARDO	Trash Service	1	\$ 29.94	\$ 29.94	\$ 359.28
CITY OF COACHELLA	768-150-069	84512	CORTE BERNARDO	Additional Trash	1	\$ 8.47	\$ 8.47	\$ 101.64
CITY OF COACHELLA	768-151-001	50692	AVE ADOBE	Trash Service	1	\$ 29.94	\$ 29.94	\$ 359.28
CITY OF COACHELLA	768-151-002	50702	AVE ADOBE	Trash Service	1	\$ 29.94	\$ 29.94	\$ 359.28
CITY OF COACHELLA	768-151-003	50722	AVE ADOBE	Trash Service	1	\$ 29.94	\$ 29.94	\$ 359.28
CITY OF COACHELLA	768-151-003	50722	AVE ADOBE	Additional Trash	1	\$ 8.47	\$ 8.47	\$ 101.64
CITY OF COACHELLA	768-151-004	50732	AVE ADOBE	Trash Service	1	\$ 29.94	\$ 29.94	\$ 359.28
CITY OF COACHELLA	768-151-004	50732	AVE ADOBE	Additional Trash	1	\$ 8.47	\$ 8.47	\$ 101.64
CITY OF COACHELLA	768-151-005	50742	AVE ADOBE	Trash Service	1	\$ 29.94	\$ 29.94	\$ 359.28
CITY OF COACHELLA	768-151-005	50742	AVE ADOBE	Additional Trash	1	\$ 8.47	\$ 8.47	\$ 101.64
CITY OF COACHELLA	768-151-006	50752	AVE ADOBE	Trash Service	1	\$ 29.94	\$ 29.94	\$ 359.28
CITY OF COACHELLA	768-151-007	50762	AVE ADOBE	Trash Service	1	\$ 29.94	\$ 29.94	\$ 359.28
CITY OF COACHELLA	768-151-007	50762	AVE ADOBE	Additional Trash	1	\$ 8.47	\$ 8.47	\$ 101.64
CITY OF COACHELLA	768-151-008	50772	AVE ADOBE	Trash Service	1	\$ 29.94	\$ 29.94	\$ 359.28
CITY OF COACHELLA	768-151-008	50772	AVE ADOBE	Additional Trash	1	\$ 8.47	\$ 8.47	\$ 101.64
CITY OF COACHELLA	768-151-009	50782	AVE ADOBE	Trash Service	1	\$ 29.94	\$ 29.94	\$ 359.28
CITY OF COACHELLA	768-151-009	50782	AVE ADOBE	Additional Trash	1	\$ 8.47	\$ 8.47	\$ 101.64
CITY OF COACHELLA	768-151-010	50792	AVE ADOBE	Trash Service	1	\$ 29.94	\$ 29.94	\$ 359.28
CITY OF COACHELLA	768-151-010	50792	AVE ADOBE	Additional Trash	1	\$ 8.47	\$ 8.47	\$ 101.64
CITY OF COACHELLA	768-151-011	84726	AVE 51	Trash Service	1	\$ 29.94	\$ 29.94	\$ 359.28
CITY OF COACHELLA	768-151-011	84726	AVE 51	Additional Trash	1	\$ 8.47	\$ 8.47	\$ 101.64
CITY OF COACHELLA	768-152-001	50681	AVE RAZON	Trash Service	1	\$ 29.94	\$ 29.94	\$ 359.28
CITY OF COACHELLA	768-152-002	50691	AVE RAZON	Trash Service	1	\$ 29.94	\$ 29.94	\$ 359.28

City of Coachella Final 2022-23 Tax File

Customer Name	Parcel #	Address	Street	Service Level	Units	Monthly Rate	Total Montly Rate	Annual Rate
CITY OF COACHELLA	768-152-003	50701	AVE RAZON	Trash Service	1	\$ 29.94	\$ 29.94	\$ 359.28
CITY OF COACHELLA	768-152-003	50701	AVE RAZON	Additional Trash	1	\$ 8.47	\$ 8.47	\$ 101.64
CITY OF COACHELLA	768-152-004	50721	AVE RAZON	Trash Service	1	\$ 29.94	\$ 29.94	\$ 359.28
CITY OF COACHELLA	768-152-005	50731	AVE RAZON	Trash Service	1	\$ 29.94	\$ 29.94	\$ 359.28
CITY OF COACHELLA	768-152-006	50741	AVE RAZON	Trash Service	1	\$ 29.94	\$ 29.94	\$ 359.28
CITY OF COACHELLA	768-152-007	50751	AVE RAZON	Trash Service	1	\$ 29.94	\$ 29.94	\$ 359.28
CITY OF COACHELLA	768-152-008	50761	AVE RAZON	Trash Service	1	\$ 29.94	\$ 29.94	\$ 359.28
CITY OF COACHELLA	768-152-008	50761	AVE RAZON	Additional Trash	1	\$ 8.47	\$ 8.47	\$ 101.64
CITY OF COACHELLA	768-152-009	50771	AVE RAZON	Trash Service	1	\$ 29.94	\$ 29.94	\$ 359.28
CITY OF COACHELLA	768-152-010	50781	AVE RAZON	Trash Service	1	\$ 29.94	\$ 29.94	\$ 359.28
CITY OF COACHELLA	768-152-011	50791	AVE RAZON	Trash Service	1	\$ 29.94	\$ 29.94	\$ 359.28
CITY OF COACHELLA	768-152-012	84485	CALLE CATHRON	Trash Service	1	\$ 29.94	\$ 29.94	\$ 359.28
CITY OF COACHELLA	768-152-013	84487	CALLE CATHRON	Trash Service	1	\$ 29.94	\$ 29.94	\$ 359.28
CITY OF COACHELLA	768-152-014	84489	CALLE CATHRON	Trash Service	1	\$ 29.94	\$ 29.94	\$ 359.28
CITY OF COACHELLA	768-152-015	84491	CALLE CATHRON	Trash Service	1	\$ 29.94	\$ 29.94	\$ 359.28
CITY OF COACHELLA	768-152-016	84493	CALLE CATHRON	Trash Service	1	\$ 29.94	\$ 29.94	\$ 359.28
CITY OF COACHELLA	768-152-017	84495	CALLE CATHRON	Trash Service	1	\$ 29.94	\$ 29.94	\$ 359.28
CITY OF COACHELLA	768-152-018	84497	CALLE CATHRON	Trash Service	1	\$ 29.94	\$ 29.94	\$ 359.28
CITY OF COACHELLA	768-152-018	84497	CALLE CATHRON	Additional Trash	1	\$ 8.47	\$ 8.47	\$ 101.64
CITY OF COACHELLA	768-152-021	84503	CALLE CATHRON	Trash Service	1	\$ 29.94	\$ 29.94	\$ 359.28
CITY OF COACHELLA	768-152-022	84505	CALLE CATHRON	Trash Service	1	\$ 29.94	\$ 29.94	\$ 359.28
CITY OF COACHELLA	768-152-022	84505	CALLE CATHRON	Additional Trash	1	\$ 8.47	\$ 8.47	\$ 101.64
CITY OF COACHELLA	768-152-023	84507	CALLE CATHRON	Trash Service	1	\$ 29.94	\$ 29.94	\$ 359.28
CITY OF COACHELLA	768-152-023	84507	CALLE CATHRON	Additional Trash	1	\$ 8.47	\$ 8.47	\$ 101.64
CITY OF COACHELLA	768-152-024	84509	CALLE CATHRON	Trash Service	1	\$ 29.94	\$ 29.94	\$ 359.28
CITY OF COACHELLA	768-152-025	84511	CALLE CATHRON	Trash Service	1	\$ 29.94	\$ 29.94	\$ 359.28
CITY OF COACHELLA	768-152-026	84513	CALLE CATHRON	Trash Service	1	\$ 29.94	\$ 29.94	\$ 359.28
CITY OF COACHELLA	768-152-026	84513	CALLE CATHRON	Additional Trash	1	\$ 8.47	\$ 8.47	\$ 101.64
CITY OF COACHELLA	768-160-001	50021	BALBOA ST	Trash Service	1	\$ 29.94	\$ 29.94	\$ 359.28
CITY OF COACHELLA	768-160-001	50021	BALBOA ST	Additional Trash	1	\$ 8.47	\$ 8.47	\$ 101.64
CITY OF COACHELLA	768-160-002	50031	BALBOA ST	Trash Service	1	\$ 29.94	\$ 29.94	\$ 359.28
CITY OF COACHELLA	768-160-003	50041	BALBOA ST	Trash Service	1	\$ 29.94	\$ 29.94	\$ 359.28
CITY OF COACHELLA	768-160-004	50051	BALBOA ST	Trash Service	1	\$ 29.94	\$ 29.94	\$ 359.28
CITY OF COACHELLA	768-160-005	50061	BALBOA ST	Trash Service	1	\$ 29.94	\$ 29.94	\$ 359.28
CITY OF COACHELLA	768-160-005	50061	BALBOA ST	Additional Trash	1	\$ 8.47	\$ 8.47	\$ 101.64
CITY OF COACHELLA	768-160-006	50071	BALBOA ST	Trash Service	1	\$ 29.94	\$ 29.94	\$ 359.28
CITY OF COACHELLA	768-160-007	50081	BALBOA ST	Trash Service	1	\$ 29.94	\$ 29.94	\$ 359.28
CITY OF COACHELLA	768-160-008	50091	BALBOA ST	Trash Service	1	\$ 29.94	\$ 29.94	\$ 359.28
CITY OF COACHELLA	768-160-008	50091	BALBOA ST	Additional Trash	2	\$ 8.47	\$ 16.94	\$ 203.28
CITY OF COACHELLA	768-160-009	50101	BALBOA ST	Trash Service	1	\$ 29.94	\$ 29.94	\$ 359.28

City of Coachella Final 2022-23 Tax File

Customer Name	Parcel #	Address	Street	Service Level	Units	Monthly Rate	Total Montly Rate	Annual Rate
CITY OF COACHELLA	768-160-009	50101	BALBOA ST	Additional Trash	2	\$ 8.47	\$ 16.94	\$ 203.28
CITY OF COACHELLA	768-161-001	50020	BALBOA ST	Trash Service	1	\$ 29.94	\$ 29.94	\$ 359.28
CITY OF COACHELLA	768-161-002	50030	BALBOA ST	Trash Service	1	\$ 29.94	\$ 29.94	\$ 359.28
CITY OF COACHELLA	768-161-002	50030	BALBOA ST	Additional Trash	1	\$ 8.47	\$ 8.47	\$ 101.64
CITY OF COACHELLA	768-161-003	50040	BALBOA ST	Trash Service	1	\$ 29.94	\$ 29.94	\$ 359.28
CITY OF COACHELLA	768-161-004	50050	BALBOA ST	Trash Service	1	\$ 29.94	\$ 29.94	\$ 359.28
CITY OF COACHELLA	768-161-005	50060	BALBOA ST	Trash Service	1	\$ 29.94	\$ 29.94	\$ 359.28
CITY OF COACHELLA	768-161-006	50070	BALBOA ST	Trash Service	1	\$ 29.94	\$ 29.94	\$ 359.28
CITY OF COACHELLA	768-161-007	50080	BALBOA ST	Trash Service	1	\$ 29.94	\$ 29.94	\$ 359.28
CITY OF COACHELLA	768-161-008	50090	BALBOA ST	Trash Service	1	\$ 29.94	\$ 29.94	\$ 359.28
CITY OF COACHELLA	768-161-009	50100	BALBOA ST	Trash Service	2	\$ 29.94	\$ 59.88	\$ 718.56
CITY OF COACHELLA	768-161-009	50100	BALBOA ST	Additional Trash	1	\$ 8.47	\$ 8.47	\$ 101.64
CITY OF COACHELLA	768-161-009	50100	BALBOA ST	Additional Green	1	\$ 8.47	\$ 8.47	\$ 101.64
CITY OF COACHELLA	768-161-010	50021	CORONADO ST	Trash Service	1	\$ 29.94	\$ 29.94	\$ 359.28
CITY OF COACHELLA	768-161-010	50021	CORONADO ST	Additional Trash	1	\$ 8.47	\$ 8.47	\$ 101.64
CITY OF COACHELLA	768-161-011	50031	CORONADO ST	Trash Service	1	\$ 29.94	\$ 29.94	\$ 359.28
CITY OF COACHELLA	768-161-012	50041	CORONADO ST	Trash Service	1	\$ 29.94	\$ 29.94	\$ 359.28
CITY OF COACHELLA	768-161-013	50051	CORONADO ST	Trash Service	1	\$ 29.94	\$ 29.94	\$ 359.28
CITY OF COACHELLA	768-161-013	50051	CORONADO ST	Additional Trash	1	\$ 8.47	\$ 8.47	\$ 101.64
CITY OF COACHELLA	768-161-014	50061	CORONADO ST	Trash Service	1	\$ 29.94	\$ 29.94	\$ 359.28
CITY OF COACHELLA	768-161-015	50071	CORONADO ST	Trash Service	2	\$ 29.94	\$ 59.88	\$ 718.56
CITY OF COACHELLA	768-161-015	50071	CORONADO ST	Additional Trash	1	\$ 8.47	\$ 8.47	\$ 101.64
CITY OF COACHELLA	768-161-016	50081	CORONADO ST	Trash Service	1	\$ 29.94	\$ 29.94	\$ 359.28
CITY OF COACHELLA	768-161-016	50081	CORONADO ST	Additional Green	1	\$ 8.47	\$ 8.47	\$ 101.64
CITY OF COACHELLA	768-161-017	50091	CORONADO ST	Trash Service	1	\$ 29.94	\$ 29.94	\$ 359.28
CITY OF COACHELLA	768-161-017	50091	CORONADO ST	Additional Trash	1	\$ 8.47	\$ 8.47	\$ 101.64
CITY OF COACHELLA	768-161-018	50101	CORONADO ST	Trash Service	1	\$ 29.94	\$ 29.94	\$ 359.28
CITY OF COACHELLA	768-161-018	50101	CORONADO ST	Additional Recycle	1	\$ 8.47	\$ 8.47	\$ 101.64
CITY OF COACHELLA	768-162-001	50020	CORONADO ST	Trash Service	1	\$ 29.94	\$ 29.94	\$ 359.28
CITY OF COACHELLA	768-162-002	50030	CORONADO ST	Trash Service	1	\$ 29.94	\$ 29.94	\$ 359.28
CITY OF COACHELLA	768-162-003	50040	CORONADO ST	Trash Service	1	\$ 29.94	\$ 29.94	\$ 359.28
CITY OF COACHELLA	768-162-004	50050	CORONADO ST	Trash Service	1	\$ 29.94	\$ 29.94	\$ 359.28
CITY OF COACHELLA	768-162-004	50050	CORONADO ST	Additional Trash	1	\$ 8.47	\$ 8.47	\$ 101.64
CITY OF COACHELLA	768-162-005	50060	CORONADO ST	Trash Service	1	\$ 29.94	\$ 29.94	\$ 359.28
CITY OF COACHELLA	768-162-006	50070	CORONADO ST	Trash Service	1	\$ 29.94	\$ 29.94	\$ 359.28
CITY OF COACHELLA	768-162-007	50080	CORONADO ST	Trash Service	1	\$ 29.94	\$ 29.94	\$ 359.28
CITY OF COACHELLA	768-162-008	50090	CORONADO ST	Trash Service	1	\$ 29.94	\$ 29.94	\$ 359.28
CITY OF COACHELLA	768-162-008	50090	CORONADO ST	Additional Trash	1	\$ 8.47	\$ 8.47	\$ 101.64
CITY OF COACHELLA	768-162-009	50100	CORONADO ST	Trash Service	1	\$ 29.94	\$ 29.94	\$ 359.28
CITY OF COACHELLA	768-162-010	50021	KENMORE ST	Trash Service	1	\$ 29.94	\$ 29.94	\$ 359.28

City of Coachella Final 2022-23 Tax File

Customer Name	Parcel #	Address	Street	Service Level	Units	Monthly Rate	Total Montly Rate	Annual Rate
CITY OF COACHELLA	768-162-010	50021	KENMORE ST	Additional Trash	1	\$ 8.47	\$ 8.47	\$ 101.64
CITY OF COACHELLA	768-162-011	50031	KENMORE ST	Trash Service	1	\$ 29.94	\$ 29.94	\$ 359.28
CITY OF COACHELLA	768-162-011	50031	KENMORE ST	Additional Trash	1	\$ 8.47	\$ 8.47	\$ 101.64
CITY OF COACHELLA	768-162-012	50041	KENMORE ST	Trash Service	1	\$ 29.94	\$ 29.94	\$ 359.28
CITY OF COACHELLA	768-162-012	50041	KENMORE ST	Additional Trash	1	\$ 8.47	\$ 8.47	\$ 101.64
CITY OF COACHELLA	768-162-013	50051	KENMORE ST	Trash Service	1	\$ 29.94	\$ 29.94	\$ 359.28
CITY OF COACHELLA	768-162-014	50061	KENMORE ST	Trash Service	1	\$ 29.94	\$ 29.94	\$ 359.28
CITY OF COACHELLA	768-162-015	50071	KENMORE ST	Trash Service	1	\$ 29.94	\$ 29.94	\$ 359.28
CITY OF COACHELLA	768-162-016	50081	KENMORE ST	Trash Service	1	\$ 29.94	\$ 29.94	\$ 359.28
CITY OF COACHELLA	768-162-016	50081	KENMORE ST	Additional Trash	1	\$ 8.47	\$ 8.47	\$ 101.64
CITY OF COACHELLA	768-162-017	50091	KENMORE ST	Trash Service	1	\$ 29.94	\$ 29.94	\$ 359.28
CITY OF COACHELLA	768-162-018	50101	KENMORE ST	Trash Service	1	\$ 29.94	\$ 29.94	\$ 359.28
CITY OF COACHELLA	768-162-018	50101	KENMORE ST	Additional Recycle	1	\$ 8.47	\$ 8.47	\$ 101.64
CITY OF COACHELLA	768-162-019	50111	KENMORE ST	Trash Service	1	\$ 29.94	\$ 29.94	\$ 359.28
CITY OF COACHELLA	768-162-019	50111	KENMORE ST	Additional Trash	1	\$ 8.47	\$ 8.47	\$ 101.64
CITY OF COACHELLA	768-163-001	50020	KENMORE ST	Trash Service	1	\$ 29.94	\$ 29.94	\$ 359.28
CITY OF COACHELLA	768-163-001	50020	KENMORE ST	Additional Recycle	1	\$ 8.47	\$ 8.47	\$ 101.64
CITY OF COACHELLA	768-163-002	50030	KENMORE ST	Trash Service	1	\$ 29.94	\$ 29.94	\$ 359.28
CITY OF COACHELLA	768-163-002	50030	KENMORE ST	Additional Trash	1	\$ 8.47	\$ 8.47	\$ 101.64
CITY OF COACHELLA	768-163-003	50040	KENMORE ST	Trash Service	1	\$ 29.94	\$ 29.94	\$ 359.28
CITY OF COACHELLA	768-163-003	50040	KENMORE ST	Additional Trash	1	\$ 8.47	\$ 8.47	\$ 101.64
CITY OF COACHELLA	768-163-004	50050	KENMORE ST	Trash Service	1	\$ 29.94	\$ 29.94	\$ 359.28
CITY OF COACHELLA	768-163-005	50060	KENMORE ST	Trash Service	1	\$ 29.94	\$ 29.94	\$ 359.28
CITY OF COACHELLA	768-163-006	50070	KENMORE ST	Trash Service	1	\$ 29.94	\$ 29.94	\$ 359.28
CITY OF COACHELLA	768-163-006	50070	KENMORE ST	Additional Trash	1	\$ 8.47	\$ 8.47	\$ 101.64
CITY OF COACHELLA	768-163-006	50070	KENMORE ST	Additional Recycle	1	\$ 8.47	\$ 8.47	\$ 101.64
CITY OF COACHELLA	768-163-006	50070	KENMORE ST	Additional Recycle	1	\$ 8.47	\$ 8.47	\$ 101.64
CITY OF COACHELLA	768-163-007	50080	KENMORE ST	Trash Service	1	\$ 29.94	\$ 29.94	\$ 359.28
CITY OF COACHELLA	768-163-007	50080	KENMORE ST	Additional Trash	1	\$ 8.47	\$ 8.47	\$ 101.64
CITY OF COACHELLA	768-163-008	50090	KENMORE ST	Trash Service	1	\$ 29.94	\$ 29.94	\$ 359.28
CITY OF COACHELLA	768-163-009	50100	KENMORE ST	Trash Service	2	\$ 29.94	\$ 59.88	\$ 718.56
CITY OF COACHELLA	768-163-010	50110	KENMORE ST	Trash Service	1	\$ 29.94	\$ 29.94	\$ 359.28
CITY OF COACHELLA	768-163-010	50110	KENMORE ST	Additional Trash	1	\$ 8.47	\$ 8.47	\$ 101.64
CITY OF COACHELLA	768-170-001	50491	BALBOA ST S	Trash Service	1	\$ 29.94	\$ 29.94	\$ 359.28
CITY OF COACHELLA	768-170-002	50467	BALBOA ST S	Trash Service	1	\$ 29.94	\$ 29.94	\$ 359.28
CITY OF COACHELLA	768-170-003	50443	BALBOA ST S	Trash Service	1	\$ 29.94	\$ 29.94	\$ 359.28
CITY OF COACHELLA	768-170-003	50443	BALBOA ST S	Additional Trash	1	\$ 8.47	\$ 8.47	\$ 101.64
CITY OF COACHELLA	768-170-004	50419	BALBOA ST S	Trash Service	1	\$ 29.94	\$ 29.94	\$ 359.28
CITY OF COACHELLA	768-170-004	50419	BALBOA ST S	Additional Trash	1	\$ 8.47	\$ 8.47	\$ 101.64
CITY OF COACHELLA	768-170-005	50395	BALBOA ST S	Trash Service	1	\$ 29.94	\$ 29.94	\$ 359.28

City of Coachella Final 2022-23 Tax File

Customer Name	Parcel #	Address	Street	Service Level	Units	Monthly Rate	Total Montly Rate	Annual Rate
CITY OF COACHELLA	768-170-005	50395	BALBOA ST S	Additional Trash	1	\$ 8.47	\$ 8.47	\$ 101.64
CITY OF COACHELLA	768-170-006	50371	BALBOA ST S	Trash Service	1	\$ 29.94	\$ 29.94	\$ 359.28
CITY OF COACHELLA	768-170-006	50371	BALBOA ST S	Additional Trash	1	\$ 8.47	\$ 8.47	\$ 101.64
CITY OF COACHELLA	768-170-007	50347	BALBOA ST S	Trash Service	1	\$ 29.94	\$ 29.94	\$ 359.28
CITY OF COACHELLA	768-170-007	50347	BALBOA ST S	Additional Trash	1	\$ 8.47	\$ 8.47	\$ 101.64
CITY OF COACHELLA	768-170-008	50323	BALBOA ST S	Trash Service	1	\$ 29.94	\$ 29.94	\$ 359.28
CITY OF COACHELLA	768-170-009	50299	BALBOA ST S	Trash Service	1	\$ 29.94	\$ 29.94	\$ 359.28
CITY OF COACHELLA	768-170-010	50275	BALBOA ST S	Trash Service	1	\$ 29.94	\$ 29.94	\$ 359.28
CITY OF COACHELLA	768-170-011	50251	BALBOA ST S	Trash Service	1	\$ 29.94	\$ 29.94	\$ 359.28
CITY OF COACHELLA	768-170-011	50251	BALBOA ST S	Additional Trash	1	\$ 8.47	\$ 8.47	\$ 101.64
CITY OF COACHELLA	768-170-012	50250	BALBOA ST S	Trash Service	1	\$ 29.94	\$ 29.94	\$ 359.28
CITY OF COACHELLA	768-170-012	50250	BALBOA ST S	Additional Trash	1	\$ 8.47	\$ 8.47	\$ 101.64
CITY OF COACHELLA	768-170-013	50274	BALBOA ST S	Trash Service	1	\$ 29.94	\$ 29.94	\$ 359.28
CITY OF COACHELLA	768-170-014	50298	BALBOA ST S	Trash Service	1	\$ 29.94	\$ 29.94	\$ 359.28
CITY OF COACHELLA	768-170-014	50298	BALBOA ST S	Additional Trash	1	\$ 8.47	\$ 8.47	\$ 101.64
CITY OF COACHELLA	768-170-015	50322	BALBOA ST S	Trash Service	1	\$ 29.94	\$ 29.94	\$ 359.28
CITY OF COACHELLA	768-170-015	50322	BALBOA ST S	Additional Trash	1	\$ 8.47	\$ 8.47	\$ 101.64
CITY OF COACHELLA	768-170-016	50346	BALBOA ST S	Trash Service	1	\$ 29.94	\$ 29.94	\$ 359.28
CITY OF COACHELLA	768-170-017	50370	BALBOA ST S	Trash Service	1	\$ 29.94	\$ 29.94	\$ 359.28
CITY OF COACHELLA	768-170-018	50394	BALBOA ST S	Trash Service	1	\$ 29.94	\$ 29.94	\$ 359.28
CITY OF COACHELLA	768-170-018	50394	BALBOA ST S	Additional Trash	1	\$ 8.47	\$ 8.47	\$ 101.64
CITY OF COACHELLA	768-170-019	50418	BALBOA ST S	Trash Service	1	\$ 29.94	\$ 29.94	\$ 359.28
CITY OF COACHELLA	768-170-020	50442	BALBOA ST S	Trash Service	1	\$ 29.94	\$ 29.94	\$ 359.28
CITY OF COACHELLA	768-170-021	50466	BALBOA ST S	Trash Service	1	\$ 29.94	\$ 29.94	\$ 359.28
CITY OF COACHELLA	768-170-021	50466	BALBOA ST S	Additional Trash	1	\$ 8.47	\$ 8.47	\$ 101.64
CITY OF COACHELLA	768-170-022	50490	BALBOA ST S	Trash Service	1	\$ 29.94	\$ 29.94	\$ 359.28
CITY OF COACHELLA	768-170-022	50490	BALBOA ST S	Additional Trash	2	\$ 8.47	\$ 16.94	\$ 203.28
CITY OF COACHELLA	768-170-023	50491	CORONADO ST S	Trash Service	1	\$ 29.94	\$ 29.94	\$ 359.28
CITY OF COACHELLA	768-170-024	50467	CORONADO ST S	Trash Service	1	\$ 29.94	\$ 29.94	\$ 359.28
CITY OF COACHELLA	768-170-024	50467	CORONADO ST S	Additional Trash	1	\$ 8.47	\$ 8.47	\$ 101.64
CITY OF COACHELLA	768-170-025	50443	CORONADO ST S	Trash Service	1	\$ 29.94	\$ 29.94	\$ 359.28
CITY OF COACHELLA	768-170-025	50443	CORONADO ST S	Additional Trash	1	\$ 8.47	\$ 8.47	\$ 101.64
CITY OF COACHELLA	768-170-026	50419	CORONADO ST S	Trash Service	1	\$ 29.94	\$ 29.94	\$ 359.28
CITY OF COACHELLA	768-170-026	50419	CORONADO ST S	Additional Trash	1	\$ 8.47	\$ 8.47	\$ 101.64
CITY OF COACHELLA	768-170-027	50395	CORONADO ST S	Trash Service	1	\$ 29.94	\$ 29.94	\$ 359.28
CITY OF COACHELLA	768-170-027	50395	CORONADO ST S	Additional Trash	1	\$ 8.47	\$ 8.47	\$ 101.64
CITY OF COACHELLA	768-170-028	50371	CORONADO ST S	Trash Service	1	\$ 29.94	\$ 29.94	\$ 359.28
CITY OF COACHELLA	768-170-029	50347	CORONADO ST S	Trash Service	1	\$ 29.94	\$ 29.94	\$ 359.28
CITY OF COACHELLA	768-170-029	50347	CORONADO ST S	Additional Trash	1	\$ 8.47	\$ 8.47	\$ 101.64
CITY OF COACHELLA	768-170-030	50323	CORONADO ST S	Trash Service	1	\$ 29.94	\$ 29.94	\$ 359.28

City of Coachella Final 2022-23 Tax File

Customer Name	Parcel #	Address	Street	Service Level	Units	Monthly Rate	Total Montly Rate	Annual Rate
CITY OF COACHELLA	768-170-031	50299	CORONADO ST S	Trash Service	1	\$ 29.94	\$ 29.94	\$ 359.28
CITY OF COACHELLA	768-170-031	50299	CORONADO ST S	Additional Trash	1	\$ 8.47	\$ 8.47	\$ 101.64
CITY OF COACHELLA	768-170-032	50275	CORONADO ST S	Trash Service	1	\$ 29.94	\$ 29.94	\$ 359.28
CITY OF COACHELLA	768-170-032	50275	CORONADO ST S	Additional Trash	1	\$ 8.47	\$ 8.47	\$ 101.64
CITY OF COACHELLA	768-170-033	50251	CORONADO ST S	Trash Service	1	\$ 29.94	\$ 29.94	\$ 359.28
CITY OF COACHELLA	768-170-034	50250	CORONADO ST S	Trash Service	1	\$ 29.94	\$ 29.94	\$ 359.28
CITY OF COACHELLA	768-170-034	50250	CORONADO ST S	Additional Trash	1	\$ 8.47	\$ 8.47	\$ 101.64
CITY OF COACHELLA	768-170-035	50274	CORONADO ST S	Trash Service	1	\$ 29.94	\$ 29.94	\$ 359.28
CITY OF COACHELLA	768-170-035	50274	CORONADO ST S	Additional Trash	1	\$ 8.47	\$ 8.47	\$ 101.64
CITY OF COACHELLA	768-170-036	50298	CORONADO ST S	Trash Service	1	\$ 29.94	\$ 29.94	\$ 359.28
CITY OF COACHELLA	768-170-036	50298	CORONADO ST S	Additional Trash	1	\$ 8.47	\$ 8.47	\$ 101.64
CITY OF COACHELLA	768-170-036	50298	CORONADO ST S	Additional Green	1	\$ 8.47	\$ 8.47	\$ 101.64
CITY OF COACHELLA	768-170-037	50322	CORONADO ST S	Trash Service	1	\$ 29.94	\$ 29.94	\$ 359.28
CITY OF COACHELLA	768-170-038	50346	CORONADO ST S	Trash Service	1	\$ 29.94	\$ 29.94	\$ 359.28
CITY OF COACHELLA	768-170-038	50346	CORONADO ST S	Additional Recycle	1	\$ 8.47	\$ 8.47	\$ 101.64
CITY OF COACHELLA	768-170-039	50370	CORONADO ST S	Trash Service	1	\$ 29.94	\$ 29.94	\$ 359.28
CITY OF COACHELLA	768-170-040	50394	CORONADO ST S	Trash Service	1	\$ 29.94	\$ 29.94	\$ 359.28
CITY OF COACHELLA	768-170-041	50418	CORONADO ST S	Trash Service	1	\$ 29.94	\$ 29.94	\$ 359.28
CITY OF COACHELLA	768-170-042	50442	CORONADO ST S	Trash Service	1	\$ 29.94	\$ 29.94	\$ 359.28
CITY OF COACHELLA	768-170-043	50466	CORONADO ST S	Trash Service	1	\$ 29.94	\$ 29.94	\$ 359.28
CITY OF COACHELLA	768-170-044	50490	CORONADO ST S	Trash Service	1	\$ 29.94	\$ 29.94	\$ 359.28
CITY OF COACHELLA	768-170-044	50490	CORONADO ST S	Additional Trash	1	\$ 8.47	\$ 8.47	\$ 101.64
CITY OF COACHELLA	768-170-045	50491	KENMORE ST S	Trash Service	1	\$ 29.94	\$ 29.94	\$ 359.28
CITY OF COACHELLA	768-170-045	50491	KENMORE ST S	Additional Trash	1	\$ 8.47	\$ 8.47	\$ 101.64
CITY OF COACHELLA	768-170-046	50467	KENMORE ST S	Trash Service	1	\$ 29.94	\$ 29.94	\$ 359.28
CITY OF COACHELLA	768-170-046	50467	KENMORE ST S	Additional Trash	2	\$ 8.47	\$ 16.94	\$ 203.28
CITY OF COACHELLA	768-170-047	50443	KENMORE ST S	Trash Service	1	\$ 29.94	\$ 29.94	\$ 359.28
CITY OF COACHELLA	768-170-048	50419	KENMORE ST S	Trash Service	1	\$ 29.94	\$ 29.94	\$ 359.28
CITY OF COACHELLA	768-170-048	50419	KENMORE ST S	Additional Trash	1	\$ 8.47	\$ 8.47	\$ 101.64
CITY OF COACHELLA	768-170-049	50395	KENMORE ST S	Trash Service	1	\$ 29.94	\$ 29.94	\$ 359.28
CITY OF COACHELLA	768-170-049	50395	KENMORE ST S	Additional Trash	1	\$ 8.47	\$ 8.47	\$ 101.64
CITY OF COACHELLA	768-170-050	50371	KENMORE ST S	Trash Service	1	\$ 29.94	\$ 29.94	\$ 359.28
CITY OF COACHELLA	768-170-051	50347	KENMORE ST S	Trash Service	1	\$ 29.94	\$ 29.94	\$ 359.28
CITY OF COACHELLA	768-170-052	50323	KENMORE ST S	Trash Service	1	\$ 29.94	\$ 29.94	\$ 359.28
CITY OF COACHELLA	768-170-052	50323	KENMORE ST S	Additional Trash	1	\$ 8.47	\$ 8.47	\$ 101.64
CITY OF COACHELLA	768-170-053	50299	KENMORE ST S	Trash Service	1	\$ 29.94	\$ 29.94	\$ 359.28
CITY OF COACHELLA	768-170-053	50299	KENMORE ST S	Additional Trash	2	\$ 8.47	\$ 16.94	\$ 203.28
CITY OF COACHELLA	768-170-054	50275	KENMORE ST S	Trash Service	1	\$ 29.94	\$ 29.94	\$ 359.28
CITY OF COACHELLA	768-170-055	50251	KENMORE ST S	Trash Service	1	\$ 29.94	\$ 29.94	\$ 359.28
CITY OF COACHELLA	768-170-056	50250	KENMORE ST S	Trash Service	1	\$ 29.94	\$ 29.94	\$ 359.28

City of Coachella Final 2022-23 Tax File

Customer Name	Parcel #	Address	Street	Service Level	Units	Monthly Rate	Total Montly Rate	Annual Rate
CITY OF COACHELLA	768-170-056	50250	KENMORE ST S	Additional Trash	1	\$ 8.47	\$ 8.47	\$ 101.64
CITY OF COACHELLA	768-170-057	50274	KENMORE ST S	Trash Service	1	\$ 29.94	\$ 29.94	\$ 359.28
CITY OF COACHELLA	768-170-057	50274	KENMORE ST S	Additional Trash	1	\$ 8.47	\$ 8.47	\$ 101.64
CITY OF COACHELLA	768-170-058	50298	KENMORE ST S	Trash Service	1	\$ 29.94	\$ 29.94	\$ 359.28
CITY OF COACHELLA	768-170-058	50298	KENMORE ST S	Additional Trash	1	\$ 8.47	\$ 8.47	\$ 101.64
CITY OF COACHELLA	768-170-059	50322	KENMORE ST S	Trash Service	1	\$ 29.94	\$ 29.94	\$ 359.28
CITY OF COACHELLA	768-170-060	50346	KENMORE ST S	Trash Service	1	\$ 29.94	\$ 29.94	\$ 359.28
CITY OF COACHELLA	768-170-061	50370	KENMORE ST S	Trash Service	1	\$ 29.94	\$ 29.94	\$ 359.28
CITY OF COACHELLA	768-170-061	50370	KENMORE ST S	Additional Trash	1	\$ 8.47	\$ 8.47	\$ 101.64
CITY OF COACHELLA	768-170-062	50394	KENMORE ST S	Trash Service	1	\$ 29.94	\$ 29.94	\$ 359.28
CITY OF COACHELLA	768-170-062	50394	KENMORE ST S	Additional Trash	1	\$ 8.47	\$ 8.47	\$ 101.64
CITY OF COACHELLA	768-170-063	50418	KENMORE ST S	Trash Service	1	\$ 29.94	\$ 29.94	\$ 359.28
CITY OF COACHELLA	768-170-063	50418	KENMORE ST S	Additional Trash	1	\$ 8.47	\$ 8.47	\$ 101.64
CITY OF COACHELLA	768-170-064	50442	KENMORE ST S	Trash Service	1	\$ 29.94	\$ 29.94	\$ 359.28
CITY OF COACHELLA	768-170-064	50442	KENMORE ST S	Additional Trash	1	\$ 8.47	\$ 8.47	\$ 101.64
CITY OF COACHELLA	768-170-065	50466	KENMORE ST S	Trash Service	1	\$ 29.94	\$ 29.94	\$ 359.28
CITY OF COACHELLA	768-170-066	50490	KENMORE ST S	Trash Service	1	\$ 29.94	\$ 29.94	\$ 359.28
CITY OF COACHELLA	768-190-001	84852	SUNDOWN LANE	Trash Service	1	\$ 29.94	\$ 29.94	\$ 359.28
CITY OF COACHELLA	768-190-001	84852	SUNDOWN LANE	Additional Trash	1	\$ 8.47	\$ 8.47	\$ 101.64
CITY OF COACHELLA	768-190-002	84842	SUNDOWN LANE	Trash Service	1	\$ 29.94	\$ 29.94	\$ 359.28
CITY OF COACHELLA	768-190-002	84842	SUNDOWN LANE	Additional Trash	1	\$ 8.47	\$ 8.47	\$ 101.64
CITY OF COACHELLA	768-190-003	84832	SUNDOWN LANE	Trash Service	1	\$ 29.94	\$ 29.94	\$ 359.28
CITY OF COACHELLA	768-190-004	84822	SUNDOWN LANE	Trash Service	1	\$ 29.94	\$ 29.94	\$ 359.28
CITY OF COACHELLA	768-190-005	84812	SUNDOWN LANE	Trash Service	1	\$ 29.94	\$ 29.94	\$ 359.28
CITY OF COACHELLA	768-190-005	84812	SUNDOWN LANE	Additional Trash	1	\$ 8.47	\$ 8.47	\$ 101.64
CITY OF COACHELLA	768-190-006	84802	SUNDOWN LANE	Trash Service	1	\$ 29.94	\$ 29.94	\$ 359.28
CITY OF COACHELLA	768-190-006	84802	SUNDOWN LANE	Additional Trash	1	\$ 8.47	\$ 8.47	\$ 101.64
CITY OF COACHELLA	768-190-007	84792	SUNDOWN LANE	Trash Service	1	\$ 29.94	\$ 29.94	\$ 359.28
CITY OF COACHELLA	768-190-008	84780	SUNDOWN LANE	Trash Service	1	\$ 29.94	\$ 29.94	\$ 359.28
CITY OF COACHELLA	768-190-009	84791	SUNDOWN LANE	Trash Service	1	\$ 29.94	\$ 29.94	\$ 359.28
CITY OF COACHELLA	768-190-009	84791	SUNDOWN LANE	Additional Trash	1	\$ 8.47	\$ 8.47	\$ 101.64
CITY OF COACHELLA	768-190-009	84791	SUNDOWN LANE	Additional Green	1	\$ 8.47	\$ 8.47	\$ 101.64
CITY OF COACHELLA	768-190-010	84801	SUNDOWN LANE	Trash Service	1	\$ 29.94	\$ 29.94	\$ 359.28
CITY OF COACHELLA	768-190-011	84811	SUNDOWN LANE	Trash Service	1	\$ 29.94	\$ 29.94	\$ 359.28
CITY OF COACHELLA	768-190-012	84821	SUNDOWN LANE	Trash Service	1	\$ 29.94	\$ 29.94	\$ 359.28
CITY OF COACHELLA	768-190-012	84821	SUNDOWN LANE	Additional Trash	1	\$ 8.47	\$ 8.47	\$ 101.64
CITY OF COACHELLA	768-190-013	84831	SUNDOWN LANE	Trash Service	1	\$ 29.94	\$ 29.94	\$ 359.28
CITY OF COACHELLA	768-190-013	84831	SUNDOWN LANE	Additional Trash	1	\$ 8.47	\$ 8.47	\$ 101.64
CITY OF COACHELLA	768-190-014	84841	SUNDOWN LANE	Trash Service	1	\$ 29.94	\$ 29.94	\$ 359.28
CITY OF COACHELLA	768-190-015	84851	SUNDOWN LANE	Trash Service	1	\$ 29.94	\$ 29.94	\$ 359.28

City of Coachella Final 2022-23 Tax File

Customer Name	Parcel #	Address	Street	Service Level	Units	Monthly Rate	Total Montly Rate	Annual Rate
CITY OF COACHELLA	768-190-016	50742	SUNBURST ST	Trash Service	1	\$ 29.94	\$ 29.94	\$ 359.28
CITY OF COACHELLA	768-190-017	50722	SUNBURST ST	Trash Service	1	\$ 29.94	\$ 29.94	\$ 359.28
CITY OF COACHELLA	768-190-018	50702	SUNBURST ST	Trash Service	1	\$ 29.94	\$ 29.94	\$ 359.28
CITY OF COACHELLA	768-190-019	50682	SUNBURST ST	Trash Service	1	\$ 29.94	\$ 29.94	\$ 359.28
CITY OF COACHELLA	768-190-019	50682	SUNBURST ST	Additional Trash	1	\$ 8.47	\$ 8.47	\$ 101.64
CITY OF COACHELLA	768-190-020	50662	SUNBURST ST	Trash Service	1	\$ 29.94	\$ 29.94	\$ 359.28
CITY OF COACHELLA	768-190-021	50642	SUNBURST ST	Trash Service	1	\$ 29.94	\$ 29.94	\$ 359.28
CITY OF COACHELLA	768-190-021	50642	SUNBURST ST	Additional Trash	1	\$ 8.47	\$ 8.47	\$ 101.64
CITY OF COACHELLA	768-190-022	50622	SUNBURST ST	Trash Service	1	\$ 29.94	\$ 29.94	\$ 359.28
CITY OF COACHELLA	768-190-022	50622	SUNBURST ST	Additional Trash	1	\$ 8.47	\$ 8.47	\$ 101.64
CITY OF COACHELLA	768-190-023	50602	SUNBURST ST	Trash Service	1	\$ 29.94	\$ 29.94	\$ 359.28
CITY OF COACHELLA	768-190-024	84635	SUNRISE AVE	Trash Service	1	\$ 29.94	\$ 29.94	\$ 359.28
CITY OF COACHELLA	768-190-025	84659	SUNRISE AVE	Trash Service	1	\$ 29.94	\$ 29.94	\$ 359.28
CITY OF COACHELLA	768-190-025	84659	SUNRISE AVE	Additional Trash	1	\$ 8.47	\$ 8.47	\$ 101.64
CITY OF COACHELLA	768-190-026	84667	SUNRISE AVE	Trash Service	1	\$ 29.94	\$ 29.94	\$ 359.28
CITY OF COACHELLA	768-190-026	84667	SUNRISE AVE	Additional Trash	1	\$ 8.47	\$ 8.47	\$ 101.64
CITY OF COACHELLA	768-190-027	84683	SUNRISE AVE	Trash Service	1	\$ 29.94	\$ 29.94	\$ 359.28
CITY OF COACHELLA	768-190-028	84699	SUNRISE AVE	Trash Service	1	\$ 29.94	\$ 29.94	\$ 359.28
CITY OF COACHELLA	768-190-028	84699	SUNRISE AVE	Additional Trash	1	\$ 8.47	\$ 8.47	\$ 101.64
CITY OF COACHELLA	768-190-029	84715	SUNRISE AVE	Trash Service	1	\$ 29.94	\$ 29.94	\$ 359.28
CITY OF COACHELLA	768-190-030	84739	SUNRISE AVE	Trash Service	1	\$ 29.94	\$ 29.94	\$ 359.28
CITY OF COACHELLA	768-190-031	84747	SUNRISE AVE	Trash Service	1	\$ 29.94	\$ 29.94	\$ 359.28
CITY OF COACHELLA	768-190-032	84763	SUNRISE AVE	Trash Service	1	\$ 29.94	\$ 29.94	\$ 359.28
CITY OF COACHELLA	768-190-032	84763	SUNRISE AVE	Additional Trash	1	\$ 8.47	\$ 8.47	\$ 101.64
CITY OF COACHELLA	768-190-033	84779	SUNRISE AVE	Trash Service	1	\$ 29.94	\$ 29.94	\$ 359.28
CITY OF COACHELLA	768-190-034	84795	SUNRISE AVE	Trash Service	1	\$ 29.94	\$ 29.94	\$ 359.28
CITY OF COACHELLA	768-190-034	84795	SUNRISE AVE	Additional Trash	1	\$ 8.47	\$ 8.47	\$ 101.64
CITY OF COACHELLA	768-191-001	84515	WESTERFIELD WAY	Trash Service	1	\$ 29.94	\$ 29.94	\$ 359.28
CITY OF COACHELLA	768-191-002	84531	WESTERFIELD WAY	Trash Service	1	\$ 29.94	\$ 29.94	\$ 359.28
CITY OF COACHELLA	768-191-003	84549	WESTERFIELD WAY	Trash Service	1	\$ 29.94	\$ 29.94	\$ 359.28
CITY OF COACHELLA	768-191-004	84565	WESTERFIELD WAY	Trash Service	1	\$ 29.94	\$ 29.94	\$ 359.28
CITY OF COACHELLA	768-191-005	84581	WESTERFIELD WAY	Trash Service	1	\$ 29.94	\$ 29.94	\$ 359.28
CITY OF COACHELLA	768-191-006	84597	WESTERFIELD WAY	Trash Service	1	\$ 29.94	\$ 29.94	\$ 359.28
CITY OF COACHELLA	768-191-006	84597	WESTERFIELD WAY	Additional Trash	1	\$ 8.47	\$ 8.47	\$ 101.64
CITY OF COACHELLA	768-191-007	84615	WESTERFIELD WAY	Trash Service	1	\$ 29.94	\$ 29.94	\$ 359.28
CITY OF COACHELLA	768-191-008	84631	WESTERFIELD WAY	Trash Service	1	\$ 29.94	\$ 29.94	\$ 359.28
CITY OF COACHELLA	768-191-009	84647	WESTERFIELD WAY	Trash Service	1	\$ 29.94	\$ 29.94	\$ 359.28
CITY OF COACHELLA	768-191-010	84663	WESTERFIELD WAY	Trash Service	1	\$ 29.94	\$ 29.94	\$ 359.28
CITY OF COACHELLA	768-191-010	84663	WESTERFIELD WAY	Additional Trash	1	\$ 8.47	\$ 8.47	\$ 101.64
CITY OF COACHELLA	768-191-011	84681	WESTERFIELD WAY	Trash Service	1	\$ 29.94	\$ 29.94	\$ 359.28

City of Coachella Final 2022-23 Tax File

Customer Name	Parcel #	Address	Street	Service Level	Units	Monthly Rate	Total Montly Rate	Annual Rate
CITY OF COACHELLA	768-191-011	84681	WESTERFIELD WAY	Additional Trash	1	\$ 8.47	\$ 8.47	\$ 101.64
CITY OF COACHELLA	768-191-012	84697	WESTERFIELD WAY	Trash Service	1	\$ 29.94	\$ 29.94	\$ 359.28
CITY OF COACHELLA	768-191-013	84713	WESTERFIELD WAY	Trash Service	1	\$ 29.94	\$ 29.94	\$ 359.28
CITY OF COACHELLA	768-191-013	84713	WESTERFIELD WAY	Additional Trash	1	\$ 8.47	\$ 8.47	\$ 101.64
CITY OF COACHELLA	768-191-013	84713	WESTERFIELD WAY	Additional Recycle	1	\$ 8.47	\$ 8.47	\$ 101.64
CITY OF COACHELLA	768-191-014	84729	WESTERFIELD WAY	Trash Service	1	\$ 29.94	\$ 29.94	\$ 359.28
CITY OF COACHELLA	768-191-014	84729	WESTERFIELD WAY	Additional Trash	1	\$ 8.47	\$ 8.47	\$ 101.64
CITY OF COACHELLA	768-191-015	84747	WESTERFIELD WAY	Trash Service	1	\$ 29.94	\$ 29.94	\$ 359.28
CITY OF COACHELLA	768-191-015	84747	WESTERFIELD WAY	Additional Trash	1	\$ 8.47	\$ 8.47	\$ 101.64
CITY OF COACHELLA	768-191-016	84763	WESTERFIELD WAY	Trash Service	1	\$ 29.94	\$ 29.94	\$ 359.28
CITY OF COACHELLA	768-191-017	84779	WESTERFIELD WAY	Trash Service	1	\$ 29.94	\$ 29.94	\$ 359.28
CITY OF COACHELLA	768-191-018	84795	WESTERFIELD WAY	Trash Service	1	\$ 29.94	\$ 29.94	\$ 359.28
CITY OF COACHELLA	768-191-019	84796	SUNRISE AVE	Trash Service	1	\$ 29.94	\$ 29.94	\$ 359.28
CITY OF COACHELLA	768-191-019	84796	SUNRISE AVE	Additional Trash	1	\$ 8.47	\$ 8.47	\$ 101.64
CITY OF COACHELLA	768-191-020	84780	SUNRISE AVE	Trash Service	1	\$ 29.94	\$ 29.94	\$ 359.28
CITY OF COACHELLA	768-191-021	84764	SUNRISE AVE	Trash Service	1	\$ 29.94	\$ 29.94	\$ 359.28
CITY OF COACHELLA	768-191-022	84748	SUNRISE AVE	Trash Service	1	\$ 29.94	\$ 29.94	\$ 359.28
CITY OF COACHELLA	768-191-023	84732	SUNRISE AVE	Trash Service	1	\$ 29.94	\$ 29.94	\$ 359.28
CITY OF COACHELLA	768-191-024	84716	SUNRISE AVE	Trash Service	1	\$ 29.94	\$ 29.94	\$ 359.28
CITY OF COACHELLA	768-191-025	84700	SUNRISE AVE	Trash Service	1	\$ 29.94	\$ 29.94	\$ 359.28
CITY OF COACHELLA	768-191-025	84700	SUNRISE AVE	Additional Trash	1	\$ 8.47	\$ 8.47	\$ 101.64
CITY OF COACHELLA	768-191-026	84684	SUNRISE AVE	Trash Service	1	\$ 29.94	\$ 29.94	\$ 359.28
CITY OF COACHELLA	768-191-026	84684	SUNRISE AVE	Additional Trash	1	\$ 8.47	\$ 8.47	\$ 101.64
CITY OF COACHELLA	768-191-027	84668	SUNRISE AVE	Trash Service	1	\$ 29.94	\$ 29.94	\$ 359.28
CITY OF COACHELLA	768-191-027	84668	SUNRISE AVE	Additional Trash	1	\$ 8.47	\$ 8.47	\$ 101.64
CITY OF COACHELLA	768-191-028	84652	SUNRISE AVE	Trash Service	1	\$ 29.94	\$ 29.94	\$ 359.28
CITY OF COACHELLA	768-191-029	84636	SUNRISE AVE	Trash Service	1	\$ 29.94	\$ 29.94	\$ 359.28
CITY OF COACHELLA	768-191-029	84636	SUNRISE AVE	Additional Trash	1	\$ 8.47	\$ 8.47	\$ 101.64
CITY OF COACHELLA	768-191-030	84620	SUNRISE AVE	Trash Service	1	\$ 29.94	\$ 29.94	\$ 359.28
CITY OF COACHELLA	768-191-030	84620	SUNRISE AVE	Additional Trash	1	\$ 8.47	\$ 8.47	\$ 101.64
CITY OF COACHELLA	768-191-031	84604	SUNRISE AVE	Trash Service	1	\$ 29.94	\$ 29.94	\$ 359.28
CITY OF COACHELLA	768-191-032	84588	SUNRISE AVE	Trash Service	1	\$ 29.94	\$ 29.94	\$ 359.28
CITY OF COACHELLA	768-191-033	84572	SUNRISE AVE	Trash Service	1	\$ 29.94	\$ 29.94	\$ 359.28
CITY OF COACHELLA	768-191-034	50561	SUNBURST ST	Trash Service	1	\$ 29.94	\$ 29.94	\$ 359.28
CITY OF COACHELLA	768-191-034	50561	SUNBURST ST	Additional Trash	1	\$ 8.47	\$ 8.47	\$ 101.64
CITY OF COACHELLA	768-191-035	50581	SUNBURST ST	Trash Service	1	\$ 29.94	\$ 29.94	\$ 359.28
CITY OF COACHELLA	768-191-035	50581	SUNBURST ST	Additional Trash	1	\$ 8.47	\$ 8.47	\$ 101.64
CITY OF COACHELLA	768-191-036	50601	SUNBURST ST	Trash Service	1	\$ 29.94	\$ 29.94	\$ 359.28
CITY OF COACHELLA	768-191-037	50621	SUNBURST ST	Trash Service	1	\$ 29.94	\$ 29.94	\$ 359.28
CITY OF COACHELLA	768-191-038	50641	SUNBURST ST	Trash Service	1	\$ 29.94	\$ 29.94	\$ 359.28

City of Coachella Final 2022-23 Tax File

Customer Name	Parcel #	Address	Street	Service Level	Units	Monthly Rate	Total Montly Rate	Annual Rate
CITY OF COACHELLA	768-191-039	50661	SUNBURST ST	Trash Service	1	\$ 29.94	\$ 29.94	\$ 359.28
CITY OF COACHELLA	768-191-040	50681	SUNBURST ST	Trash Service	1	\$ 29.94	\$ 29.94	\$ 359.28
CITY OF COACHELLA	768-191-040	50681	SUNBURST ST	Additional Trash	1	\$ 8.47	\$ 8.47	\$ 101.64
CITY OF COACHELLA	768-191-041	50701	SUNBURST ST	Trash Service	1	\$ 29.94	\$ 29.94	\$ 359.28
CITY OF COACHELLA	768-191-042	50721	SUNBURST ST	Trash Service	1	\$ 29.94	\$ 29.94	\$ 359.28
CITY OF COACHELLA	768-191-043	50741	SUNBURST ST	Trash Service	1	\$ 29.94	\$ 29.94	\$ 359.28
CITY OF COACHELLA	768-200-001	84862	SUNDANCE LANE	Trash Service	1	\$ 29.94	\$ 29.94	\$ 359.28
CITY OF COACHELLA	768-200-002	84852	SUNDANCE LANE	Trash Service	1	\$ 29.94	\$ 29.94	\$ 359.28
CITY OF COACHELLA	768-200-002	84852	SUNDANCE LANE	Additional Trash	1	\$ 8.47	\$ 8.47	\$ 101.64
CITY OF COACHELLA	768-200-003	84842	SUNDANCE LANE	Trash Service	1	\$ 29.94	\$ 29.94	\$ 359.28
CITY OF COACHELLA	768-200-003	84842	SUNDANCE LANE	Additional Trash	1	\$ 8.47	\$ 8.47	\$ 101.64
CITY OF COACHELLA	768-200-004	84832	SUNDANCE LANE	Trash Service	1	\$ 29.94	\$ 29.94	\$ 359.28
CITY OF COACHELLA	768-200-005	84822	SUNDANCE LANE	Trash Service	1	\$ 29.94	\$ 29.94	\$ 359.28
CITY OF COACHELLA	768-200-006	84812	SUNDANCE LANE	Trash Service	1	\$ 29.94	\$ 29.94	\$ 359.28
CITY OF COACHELLA	768-200-007	84802	SUNDANCE LANE	Trash Service	1	\$ 29.94	\$ 29.94	\$ 359.28
CITY OF COACHELLA	768-200-008	84792	SUNDANCE LANE	Trash Service	1	\$ 29.94	\$ 29.94	\$ 359.28
CITY OF COACHELLA	768-200-009	84791	SUNDANCE LANE	Trash Service	1	\$ 29.94	\$ 29.94	\$ 359.28
CITY OF COACHELLA	768-200-010	84801	SUNDANCE LANE	Trash Service	1	\$ 29.94	\$ 29.94	\$ 359.28
CITY OF COACHELLA	768-200-011	84811	SUNDANCE LANE	Trash Service	1	\$ 29.94	\$ 29.94	\$ 359.28
CITY OF COACHELLA	768-200-011	84811	SUNDANCE LANE	Additional Trash	1	\$ 8.47	\$ 8.47	\$ 101.64
CITY OF COACHELLA	768-200-012	84821	SUNDANCE LANE	Trash Service	1	\$ 29.94	\$ 29.94	\$ 359.28
CITY OF COACHELLA	768-200-012	84821	SUNDANCE LANE	Additional Trash	1	\$ 8.47	\$ 8.47	\$ 101.64
CITY OF COACHELLA	768-200-013	84831	SUNDANCE LANE	Trash Service	1	\$ 29.94	\$ 29.94	\$ 359.28
CITY OF COACHELLA	768-200-013	84831	SUNDANCE LANE	Additional Trash	1	\$ 8.47	\$ 8.47	\$ 101.64
CITY OF COACHELLA	768-200-014	84841	SUNDANCE LANE	Trash Service	1	\$ 29.94	\$ 29.94	\$ 359.28
CITY OF COACHELLA	768-200-014	84841	SUNDANCE LANE	Additional Trash	1	\$ 8.47	\$ 8.47	\$ 101.64
CITY OF COACHELLA	768-200-015	84851	SUNDANCE LANE	Trash Service	1	\$ 29.94	\$ 29.94	\$ 359.28
CITY OF COACHELLA	768-200-015	84851	SUNDANCE LANE	Additional Trash	1	\$ 8.47	\$ 8.47	\$ 101.64
CITY OF COACHELLA	768-200-016	84861	SUNDANCE LANE	Trash Service	1	\$ 29.94	\$ 29.94	\$ 359.28
CITY OF COACHELLA	768-200-016	84861	SUNDANCE LANE	Additional Trash	1	\$ 8.47	\$ 8.47	\$ 101.64
CITY OF COACHELLA	768-200-017	84872	SUNSHINE LANE	Trash Service	1	\$ 29.94	\$ 29.94	\$ 359.28
CITY OF COACHELLA	768-200-018	84862	SUNSHINE LANE	Trash Service	1	\$ 29.94	\$ 29.94	\$ 359.28
CITY OF COACHELLA	768-200-019	84852	SUNSHINE LANE	Trash Service	1	\$ 29.94	\$ 29.94	\$ 359.28
CITY OF COACHELLA	768-200-019	84852	SUNSHINE LANE	Additional Trash	1	\$ 8.47	\$ 8.47	\$ 101.64
CITY OF COACHELLA	768-200-020	84842	SUNSHINE LANE	Trash Service	1	\$ 29.94	\$ 29.94	\$ 359.28
CITY OF COACHELLA	768-200-021	84832	SUNSHINE LANE	Trash Service	1	\$ 29.94	\$ 29.94	\$ 359.28
CITY OF COACHELLA	768-200-022	84822	SUNSHINE LANE	Trash Service	1	\$ 29.94	\$ 29.94	\$ 359.28
CITY OF COACHELLA	768-200-023	84812	SUNSHINE LANE	Trash Service	1	\$ 29.94	\$ 29.94	\$ 359.28
CITY OF COACHELLA	768-200-023	84812	SUNSHINE LANE	Additional Trash	1	\$ 8.47	\$ 8.47	\$ 101.64
CITY OF COACHELLA	768-200-024	84802	SUNSHINE LANE	Trash Service	1	\$ 29.94	\$ 29.94	\$ 359.28

City of Coachella Final 2022-23 Tax File

Customer Name	Parcel #	Address	Street	Service Level	Units	Monthly Rate	Total Montly Rate	Annual Rate
CITY OF COACHELLA	768-200-025	84792	SUNSHINE LANE	Trash Service	1	\$ 29.94	\$ 29.94	\$ 359.28
CITY OF COACHELLA	768-200-025	84792	SUNSHINE LANE	Additional Trash	1	\$ 8.47	\$ 8.47	\$ 101.64
CITY OF COACHELLA	768-200-026	50862	SUNBURST ST	Trash Service	1	\$ 29.94	\$ 29.94	\$ 359.28
CITY OF COACHELLA	768-200-026	50862	SUNBURST ST	Additional Trash	1	\$ 8.47	\$ 8.47	\$ 101.64
CITY OF COACHELLA	768-200-027	50842	SUNBURST ST	Trash Service	1	\$ 29.94	\$ 29.94	\$ 359.28
CITY OF COACHELLA	768-200-027	50842	SUNBURST ST	Additional Trash	1	\$ 8.47	\$ 8.47	\$ 101.64
CITY OF COACHELLA	768-200-028	50822	SUNBURST ST	Trash Service	1	\$ 29.94	\$ 29.94	\$ 359.28
CITY OF COACHELLA	768-200-028	50822	SUNBURST ST	Additional Green	1	\$ 8.47	\$ 8.47	\$ 101.64
CITY OF COACHELLA	768-200-029	50802	SUNBURST ST	Trash Service	1	\$ 29.94	\$ 29.94	\$ 359.28
CITY OF COACHELLA	768-200-029	50802	SUNBURST ST	Additional Trash	1	\$ 8.47	\$ 8.47	\$ 101.64
CITY OF COACHELLA	768-200-030	50782	SUNBURST ST	Trash Service	1	\$ 29.94	\$ 29.94	\$ 359.28
CITY OF COACHELLA	768-200-030	50782	SUNBURST ST	Additional Trash	1	\$ 8.47	\$ 8.47	\$ 101.64
CITY OF COACHELLA	768-200-031	50762	SUNBURST ST	Trash Service	1	\$ 29.94	\$ 29.94	\$ 359.28
CITY OF COACHELLA	768-201-001	50761	SUNBURST ST	Trash Service	1	\$ 29.94	\$ 29.94	\$ 359.28
CITY OF COACHELLA	768-201-002	50781	SUNBURST ST	Trash Service	1	\$ 29.94	\$ 29.94	\$ 359.28
CITY OF COACHELLA	768-201-003	50801	SUNBURST ST	Trash Service	1	\$ 29.94	\$ 29.94	\$ 359.28
CITY OF COACHELLA	768-201-004	50821	SUNBURST ST	Trash Service	1	\$ 29.94	\$ 29.94	\$ 359.28
CITY OF COACHELLA	768-201-005	50841	SUNBURST ST	Trash Service	2	\$ 29.94	\$ 59.88	\$ 718.56
CITY OF COACHELLA	768-201-005	50841	SUNBURST ST	Additional Trash	1	\$ 8.47	\$ 8.47	\$ 101.64
CITY OF COACHELLA	768-201-006	50861	SUNBURST ST	Trash Service	1	\$ 29.94	\$ 29.94	\$ 359.28
CITY OF COACHELLA	768-201-006	50861	SUNBURST ST	Additional Trash	1	\$ 8.47	\$ 8.47	\$ 101.64
CITY OF COACHELLA	768-201-007	50881	SUNBURST ST	Trash Service	1	\$ 29.94	\$ 29.94	\$ 359.28
CITY OF COACHELLA	768-201-007	50881	SUNBURST ST	Additional Trash	1	\$ 8.47	\$ 8.47	\$ 101.64
CITY OF COACHELLA	768-201-008	84761	SUNSHINE LANE	Trash Service	1	\$ 29.94	\$ 29.94	\$ 359.28
CITY OF COACHELLA	768-201-008	84761	SUNSHINE LANE	Additional Trash	1	\$ 8.47	\$ 8.47	\$ 101.64
CITY OF COACHELLA	768-201-009	84771	SUNSHINE LANE	Trash Service	1	\$ 29.94	\$ 29.94	\$ 359.28
CITY OF COACHELLA	768-201-010	84781	SUNSHINE LANE	Trash Service	1	\$ 29.94	\$ 29.94	\$ 359.28
CITY OF COACHELLA	768-201-011	84791	SUNSHINE LANE	Trash Service	1	\$ 29.94	\$ 29.94	\$ 359.28
CITY OF COACHELLA	768-201-012	84801	SUNSHINE LANE	Trash Service	1	\$ 29.94	\$ 29.94	\$ 359.28
CITY OF COACHELLA	768-201-013	84811	SUNSHINE LANE	Trash Service	1	\$ 29.94	\$ 29.94	\$ 359.28
CITY OF COACHELLA	768-201-014	84821	SUNSHINE LANE	Trash Service	1	\$ 29.94	\$ 29.94	\$ 359.28
CITY OF COACHELLA	768-201-015	84831	SUNSHINE LANE	Trash Service	2	\$ 29.94	\$ 59.88	\$ 718.56
CITY OF COACHELLA	768-201-016	84841	SUNSHINE LANE	Trash Service	1	\$ 29.94	\$ 29.94	\$ 359.28
CITY OF COACHELLA	768-201-016	84841	SUNSHINE LANE	Additional Trash	1	\$ 8.47	\$ 8.47	\$ 101.64
CITY OF COACHELLA	768-201-017	84851	SUNSHINE LANE	Trash Service	1	\$ 29.94	\$ 29.94	\$ 359.28
CITY OF COACHELLA	768-201-017	84851	SUNSHINE LANE	Additional Trash	1	\$ 8.47	\$ 8.47	\$ 101.64
CITY OF COACHELLA	768-201-018	84861	SUNSHINE LANE	Trash Service	1	\$ 29.94	\$ 29.94	\$ 359.28
CITY OF COACHELLA	768-201-019	84871	SUNSHINE LANE	Trash Service	1	\$ 29.94	\$ 29.94	\$ 359.28
CITY OF COACHELLA	768-210-012	84655	AVE 51	Trash Service	1	\$ 29.94	\$ 29.94	\$ 359.28
CITY OF COACHELLA	768-210-013	84657	AVE 51	Trash Service	1	\$ 29.94	\$ 29.94	\$ 359.28

City of Coachella Final 2022-23 Tax File

Customer Name	Parcel #	Address	Street	Service Level	Units	Monthly Rate	Total Montly Rate	Annual Rate
CITY OF COACHELLA	768-210-018	51251	MECCA ST 1	Trash Service	1	\$ 29.94	\$ 29.94	\$ 359.28
CITY OF COACHELLA	768-210-018	51251	MECCA ST 2	Trash Service	1	\$ 29.94	\$ 29.94	\$ 359.28
CITY OF COACHELLA	768-210-038	84615	AVE 51	Trash Service	1	\$ 29.94	\$ 29.94	\$ 359.28
CITY OF COACHELLA	768-210-038	84615	AVE 51	Additional Trash	2	\$ 8.47	\$ 16.94	\$ 203.28
CITY OF COACHELLA	768-210-039	84571	AVE 51	Trash Service	1	\$ 29.94	\$ 29.94	\$ 359.28
CITY OF COACHELLA	768-210-039	84571	AVE 51	Additional Trash	1	\$ 8.47	\$ 8.47	\$ 101.64
CITY OF COACHELLA	768-210-039	84571	AVE 51	Additional Recycle	1	\$ 8.47	\$ 8.47	\$ 101.64
CITY OF COACHELLA	768-221-001	84629	BAGDAD AVE	Trash Service	1	\$ 29.94	\$ 29.94	\$ 359.28
CITY OF COACHELLA	768-221-001	84629	BAGDAD AVE	Additional Trash	1	\$ 8.47	\$ 8.47	\$ 101.64
CITY OF COACHELLA	768-221-002	84640	BAGDAD AVE	Trash Service	1	\$ 29.94	\$ 29.94	\$ 359.28
CITY OF COACHELLA	768-221-003	84639	BAGDAD AVE	Trash Service	1	\$ 29.94	\$ 29.94	\$ 359.28
CITY OF COACHELLA	768-221-004	84659	BAGDAD AVE	Trash Service	1	\$ 29.94	\$ 29.94	\$ 359.28
CITY OF COACHELLA	768-221-005	84671	BAGDAD AVE	Trash Service	1	\$ 29.94	\$ 29.94	\$ 359.28
CITY OF COACHELLA	768-221-005	84671	BAGDAD AVE	Additional Trash	1	\$ 8.47	\$ 8.47	\$ 101.64
CITY OF COACHELLA	768-221-006	84684	BAGDAD AVE	Trash Service	1	\$ 29.94	\$ 29.94	\$ 359.28
CITY OF COACHELLA	768-221-008	84691	BAGDAD AVE	Trash Service	1	\$ 29.94	\$ 29.94	\$ 359.28
CITY OF COACHELLA	768-221-008	84691	BAGDAD AVE	Additional Trash	1	\$ 8.47	\$ 8.47	\$ 101.64
CITY OF COACHELLA	768-221-009	84701	BAGDAD AVE	Trash Service	1	\$ 29.94	\$ 29.94	\$ 359.28
CITY OF COACHELLA	768-221-009	84701	BAGDAD AVE	Additional Trash	1	\$ 8.47	\$ 8.47	\$ 101.64
CITY OF COACHELLA	768-221-010	84725	BAGDAD AVE	Trash Service	1	\$ 29.94	\$ 29.94	\$ 359.28
CITY OF COACHELLA	768-221-010	84725	BAGDAD AVE	Additional Trash	1	\$ 8.47	\$ 8.47	\$ 101.64
CITY OF COACHELLA	768-221-011	84729	BAGDAD AVE	Trash Service	1	\$ 29.94	\$ 29.94	\$ 359.28
CITY OF COACHELLA	768-221-012	84630	DAMASCUS AVE	Trash Service	1	\$ 29.94	\$ 29.94	\$ 359.28
CITY OF COACHELLA	768-221-012	84630	DAMASCUS AVE	Additional Trash	1	\$ 8.47	\$ 8.47	\$ 101.64
CITY OF COACHELLA	768-221-013	84640	DAMASCUS AVE	Trash Service	1	\$ 29.94	\$ 29.94	\$ 359.28
CITY OF COACHELLA	768-221-014	84650	DAMASCUS AVE	Trash Service	1	\$ 29.94	\$ 29.94	\$ 359.28
CITY OF COACHELLA	768-221-015	84664	DAMASCUS AVE	Trash Service	1	\$ 29.94	\$ 29.94	\$ 359.28
CITY OF COACHELLA	768-221-015	84664	DAMASCUS AVE	Additional Trash	1	\$ 8.47	\$ 8.47	\$ 101.64
CITY OF COACHELLA	768-221-016	84672	DAMASCUS AVE	Trash Service	1	\$ 29.94	\$ 29.94	\$ 359.28
CITY OF COACHELLA	768-221-017	84679	DAMASCUS AVE	Trash Service	1	\$ 29.94	\$ 29.94	\$ 359.28
CITY OF COACHELLA	768-221-017	84679	DAMASCUS AVE	Additional Trash	1	\$ 8.47	\$ 8.47	\$ 101.64
CITY OF COACHELLA	768-221-018	84688	DAMASCUS AVE	Trash Service	1	\$ 29.94	\$ 29.94	\$ 359.28
CITY OF COACHELLA	768-221-018	84688	DAMASCUS AVE	Additional Trash	1	\$ 8.47	\$ 8.47	\$ 101.64
CITY OF COACHELLA	768-221-019	84690	DAMASCUS AVE	Trash Service	1	\$ 29.94	\$ 29.94	\$ 359.28
CITY OF COACHELLA	768-221-019	84690	DAMASCUS AVE	Additional Trash	1	\$ 8.47	\$ 8.47	\$ 101.64
CITY OF COACHELLA	768-221-020	84706	DAMASCUS AVE	Trash Service	1	\$ 29.94	\$ 29.94	\$ 359.28
CITY OF COACHELLA	768-221-020	84706	DAMASCUS AVE	Additional Trash	1	\$ 8.47	\$ 8.47	\$ 101.64
CITY OF COACHELLA	768-221-021	84716	DAMASCUS AVE	Trash Service	1	\$ 29.94	\$ 29.94	\$ 359.28
CITY OF COACHELLA	768-221-022	84734	DAMASCUS AVE	Trash Service	1	\$ 29.94	\$ 29.94	\$ 359.28
CITY OF COACHELLA	768-221-022	84734	DAMASCUS AVE	Additional Trash	1	\$ 8.47	\$ 8.47	\$ 101.64

City of Coachella Final 2022-23 Tax File

Customer Name	Parcel #	Address	Street	Service Level	Units	Monthly Rate	Total Montly Rate	Annual Rate
CITY OF COACHELLA	768-221-023	84738	DAMASCUS AVE	Trash Service	1	\$ 29.94	\$ 29.94	\$ 359.28
CITY OF COACHELLA	768-222-001	51722	DOUMA ST	Trash Service	1	\$ 29.94	\$ 29.94	\$ 359.28
CITY OF COACHELLA	768-222-001	51722	DOUMA ST	Additional Trash	1	\$ 8.47	\$ 8.47	\$ 101.64
CITY OF COACHELLA	768-222-002	51710	DOUMA ST	Trash Service	1	\$ 29.94	\$ 29.94	\$ 359.28
CITY OF COACHELLA	768-222-002	51710	DOUMA ST	Additional Trash	1	\$ 8.47	\$ 8.47	\$ 101.64
CITY OF COACHELLA	768-222-011	51661	CALLE TORRES ORDL	Trash Service	1	\$ 29.94	\$ 29.94	\$ 359.28
CITY OF COACHELLA	768-222-011	51661	CALLE TORRES ORDL	Additional Trash	1	\$ 8.47	\$ 8.47	\$ 101.64
CITY OF COACHELLA	768-222-012	51691	CALLE TORRES ORDL	Trash Service	1	\$ 29.94	\$ 29.94	\$ 359.28
CITY OF COACHELLA	768-222-013	51721	CALLE TORRES ORDL	Trash Service	1	\$ 29.94	\$ 29.94	\$ 359.28
CITY OF COACHELLA	768-222-013	51721	CALLE TORRES ORDL	Additional Trash	1	\$ 8.47	\$ 8.47	\$ 101.64
CITY OF COACHELLA	768-222-014	84708	DOUMA CT	Trash Service	1	\$ 29.94	\$ 29.94	\$ 359.28
CITY OF COACHELLA	768-223-002	51672	CALLE TORRES ORDL	Trash Service	1	\$ 29.94	\$ 29.94	\$ 359.28
CITY OF COACHELLA	768-223-002	51672	CALLE TORRES ORDL	Additional Trash	1	\$ 8.47	\$ 8.47	\$ 101.64
CITY OF COACHELLA	768-223-003	51722	CALLE TORRES ORDL	Trash Service	1	\$ 29.94	\$ 29.94	\$ 359.28
CITY OF COACHELLA	768-223-003	51722	CALLE TORRES ORDL	Additional Trash	1	\$ 8.47	\$ 8.47	\$ 101.64
CITY OF COACHELLA	768-223-004	51742	CALLE TORRES ORDL	Trash Service	1	\$ 29.94	\$ 29.94	\$ 359.28
CITY OF COACHELLA	768-231-001	51502	CALLE AVILA	Trash Service	1	\$ 29.94	\$ 29.94	\$ 359.28
CITY OF COACHELLA	768-231-001	51502	CALLE AVILA	Additional Trash	1	\$ 8.47	\$ 8.47	\$ 101.64
CITY OF COACHELLA	768-231-002	51522	CALLE AVILA	Trash Service	1	\$ 29.94	\$ 29.94	\$ 359.28
CITY OF COACHELLA	768-231-003	51530	CALLE AVILA	Trash Service	1	\$ 29.94	\$ 29.94	\$ 359.28
CITY OF COACHELLA	768-231-004	51558	CALLE AVILA	Trash Service	1	\$ 29.94	\$ 29.94	\$ 359.28
CITY OF COACHELLA	768-231-005	51572	CALLE AVILA	Trash Service	1	\$ 29.94	\$ 29.94	\$ 359.28
CITY OF COACHELLA	768-231-005	51572	CALLE AVILA	Additional Trash	1	\$ 8.47	\$ 8.47	\$ 101.64
CITY OF COACHELLA	768-231-006	51628	CALLE AVILA	Trash Service	1	\$ 29.94	\$ 29.94	\$ 359.28
CITY OF COACHELLA	768-231-007	51638	CALLE AVILA	Trash Service	1	\$ 29.94	\$ 29.94	\$ 359.28
CITY OF COACHELLA	768-231-008	51648	CALLE AVILA	Trash Service	1	\$ 29.94	\$ 29.94	\$ 359.28
CITY OF COACHELLA	768-231-008	51648	CALLE AVILA	Additional Trash	1	\$ 8.47	\$ 8.47	\$ 101.64
CITY OF COACHELLA	768-231-009	51666	CALLE AVILA	Trash Service	1	\$ 29.94	\$ 29.94	\$ 359.28
CITY OF COACHELLA	768-231-009	51666	CALLE AVILA	Additional Trash	1	\$ 8.47	\$ 8.47	\$ 101.64
CITY OF COACHELLA	768-231-010	51668	CALLE AVILA	Trash Service	1	\$ 29.94	\$ 29.94	\$ 359.28
CITY OF COACHELLA	768-231-011	84884	CAIRO AVE	Trash Service	1	\$ 29.94	\$ 29.94	\$ 359.28
CITY OF COACHELLA	768-231-013	51617	CALLE CAMACHO	Trash Service	1	\$ 29.94	\$ 29.94	\$ 359.28
CITY OF COACHELLA	768-231-013	51617	CALLE CAMACHO	Additional Trash	1	\$ 8.47	\$ 8.47	\$ 101.64
CITY OF COACHELLA	768-231-014	51607	CALLE CAMACHO	Trash Service	1	\$ 29.94	\$ 29.94	\$ 359.28
CITY OF COACHELLA	768-231-014	51607	CALLE CAMACHO	Additional Trash	1	\$ 8.47	\$ 8.47	\$ 101.64
CITY OF COACHELLA	768-231-015	51651	CALLE CAMACHO	Trash Service	1	\$ 29.94	\$ 29.94	\$ 359.28
CITY OF COACHELLA	768-231-016	51573	CALLE CAMACHO	Trash Service	2	\$ 29.94	\$ 59.88	\$ 718.56
CITY OF COACHELLA	768-231-017	51555	CALLE CAMACHO	Trash Service	1	\$ 29.94	\$ 29.94	\$ 359.28
CITY OF COACHELLA	768-231-018	51537	CALLE CAMACHO	Trash Service	2	\$ 29.94	\$ 59.88	\$ 718.56
CITY OF COACHELLA	768-231-018	51537	CALLE CAMACHO	Additional Trash	1	\$ 8.47	\$ 8.47	\$ 101.64

City of Coachella Final 2022-23 Tax File

Customer Name	Parcel #	Address	Street	Service Level	Units	Monthly Rate	Total Montly Rate	Annual Rate
CITY OF COACHELLA	768-231-020	84946	BAGDAD AVE	Trash Service	1	\$ 29.94	\$ 29.94	\$ 359.28
CITY OF COACHELLA	768-231-020	84946	BAGDAD AVE	Additional Trash	1	\$ 8.47	\$ 8.47	\$ 101.64
CITY OF COACHELLA	768-232-001	51512	CALLE CAMACHO	Trash Service	1	\$ 29.94	\$ 29.94	\$ 359.28
CITY OF COACHELLA	768-232-002	51522	CALLE CAMACHO	Trash Service	1	\$ 29.94	\$ 29.94	\$ 359.28
CITY OF COACHELLA	768-232-003	51544	CALLE CAMACHO	Trash Service	3	\$ 29.94	\$ 89.82	\$ 1,077.84
CITY OF COACHELLA	768-232-004	51558	CALLE CAMACHO	Trash Service	1	\$ 29.94	\$ 29.94	\$ 359.28
CITY OF COACHELLA	768-232-005	51572	CALLE CAMACHO	Trash Service	1	\$ 29.94	\$ 29.94	\$ 359.28
CITY OF COACHELLA	768-232-005	51572	CALLE CAMACHO	Additional Trash	1	\$ 8.47	\$ 8.47	\$ 101.64
CITY OF COACHELLA	768-232-006	51628	CALLE CAMACHO	Trash Service	1	\$ 29.94	\$ 29.94	\$ 359.28
CITY OF COACHELLA	768-232-006	51628	CALLE CAMACHO	Additional Trash	1	\$ 8.47	\$ 8.47	\$ 101.64
CITY OF COACHELLA	768-232-007	51638	CALLE CAMACHO	Trash Service	1	\$ 29.94	\$ 29.94	\$ 359.28
CITY OF COACHELLA	768-232-008	51648	CALLE CAMACHO	Trash Service	1	\$ 29.94	\$ 29.94	\$ 359.28
CITY OF COACHELLA	768-232-008	51648	CALLE CAMACHO	Additional Trash	1	\$ 8.47	\$ 8.47	\$ 101.64
CITY OF COACHELLA	768-232-009	51656	CALLE CAMACHO	Trash Service	1	\$ 29.94	\$ 29.94	\$ 359.28
CITY OF COACHELLA	768-241-001	51724	DOUMA ST	Trash Service	1	\$ 29.94	\$ 29.94	\$ 359.28
CITY OF COACHELLA	768-241-002	51742	DOUMA ST	Trash Service	3	\$ 29.94	\$ 89.82	\$ 1,077.84
CITY OF COACHELLA	768-241-002	51742	DOUMA ST	Additional Trash	1	\$ 8.47	\$ 8.47	\$ 101.64
CITY OF COACHELLA	768-241-003	51764	DOUMA ST	Trash Service	1	\$ 29.94	\$ 29.94	\$ 359.28
CITY OF COACHELLA	768-241-004	51782	DOUMA ST	Trash Service	1	\$ 29.94	\$ 29.94	\$ 359.28
CITY OF COACHELLA	768-241-005	51820	DOUMA ST	Trash Service	1	\$ 29.94	\$ 29.94	\$ 359.28
CITY OF COACHELLA	768-241-006	51872	DOUMA ST	Trash Service	1	\$ 29.94	\$ 29.94	\$ 359.28
CITY OF COACHELLA	768-241-006	51872	DOUMA ST	Additional Trash	1	\$ 8.47	\$ 8.47	\$ 101.64
CITY OF COACHELLA	768-241-007	51946	DOUMA ST	Trash Service	1	\$ 29.94	\$ 29.94	\$ 359.28
CITY OF COACHELLA	768-241-007	51946	DOUMA ST	Additional Trash	1	\$ 8.47	\$ 8.47	\$ 101.64
CITY OF COACHELLA	768-241-008	51964	DOUMA ST	Trash Service	1	\$ 29.94	\$ 29.94	\$ 359.28
CITY OF COACHELLA	768-241-009	84627	AVE 52	Trash Service	1	\$ 29.94	\$ 29.94	\$ 359.28
CITY OF COACHELLA	768-241-010	84657	AVE 52	Trash Service	1	\$ 29.94	\$ 29.94	\$ 359.28
CITY OF COACHELLA	768-241-011	84687	AVE 52	Trash Service	1	\$ 29.94	\$ 29.94	\$ 359.28
CITY OF COACHELLA	768-241-012	84699	AVE 52	Trash Service	1	\$ 29.94	\$ 29.94	\$ 359.28
CITY OF COACHELLA	768-241-012	84699	AVE 52	Additional Trash	1	\$ 8.47	\$ 8.47	\$ 101.64
CITY OF COACHELLA	768-241-013	51873	LORENZA LANE	Trash Service	1	\$ 29.94	\$ 29.94	\$ 359.28
CITY OF COACHELLA	768-241-013	51873	LORENZA LANE	Additional Trash	1	\$ 8.47	\$ 8.47	\$ 101.64
CITY OF COACHELLA	768-241-014	51821	LORENZA LANE	Trash Service	1	\$ 29.94	\$ 29.94	\$ 359.28
CITY OF COACHELLA	768-241-015	51767	LORENZA LANE	Trash Service	1	\$ 29.94	\$ 29.94	\$ 359.28
CITY OF COACHELLA	768-241-016	51761	LORENZA LANE	Trash Service	2	\$ 29.94	\$ 59.88	\$ 718.56
CITY OF COACHELLA	768-241-017	51733	LORENZA LANE	Trash Service	1	\$ 29.94	\$ 29.94	\$ 359.28
CITY OF COACHELLA	768-241-018	51721	LORENZA LANE	Trash Service	1	\$ 29.94	\$ 29.94	\$ 359.28
CITY OF COACHELLA	768-242-001	51712	LORENZA LANE	Trash Service	1	\$ 29.94	\$ 29.94	\$ 359.28
CITY OF COACHELLA	768-242-002	84715	AVE 52	Trash Service	1	\$ 29.94	\$ 29.94	\$ 359.28
CITY OF COACHELLA	768-242-003	51716	LORENZA LANE	Trash Service	1	\$ 29.94	\$ 29.94	\$ 359.28

City of Coachella Final 2022-23 Tax File

Customer Name	Parcel #	Address	Street	Service Level	Units	Monthly Rate	Total Montly Rate	Annual Rate
CITY OF COACHELLA	768-242-004	84786	AVE 52	Trash Service	2	\$ 29.94	\$ 59.88	\$ 718.56
CITY OF COACHELLA	768-242-004	51788	LORENZA LANE	Trash Service	1	\$ 29.94	\$ 29.94	\$ 359.28
CITY OF COACHELLA	768-242-005	84735	AVE 52	Trash Service	1	\$ 29.94	\$ 29.94	\$ 359.28
CITY OF COACHELLA	768-242-006	84743	AVE 52	Trash Service	1	\$ 29.94	\$ 29.94	\$ 359.28
CITY OF COACHELLA	768-242-007	51941	CALLE TORRES ORDL	Trash Service	1	\$ 29.94	\$ 29.94	\$ 359.28
CITY OF COACHELLA	768-242-007	51941	CALLE TORRES ORDL	Additional Trash	1	\$ 8.47	\$ 8.47	\$ 101.64
CITY OF COACHELLA	768-242-008	51911	CALLE TORRES ORDL	Trash Service	1	\$ 29.94	\$ 29.94	\$ 359.28
CITY OF COACHELLA	768-242-008	51911	CALLE TORRES ORDL	Additional Trash	1	\$ 8.47	\$ 8.47	\$ 101.64
CITY OF COACHELLA	768-242-009	51881	CALLE TORRES ORDL	Trash Service	1	\$ 29.94	\$ 29.94	\$ 359.28
CITY OF COACHELLA	768-242-010	51851	CALLE TORRES ORDL	Trash Service	1	\$ 29.94	\$ 29.94	\$ 359.28
CITY OF COACHELLA	768-242-010	51851	CALLE TORRES ORDL	Additional Trash	1	\$ 8.47	\$ 8.47	\$ 101.64
CITY OF COACHELLA	768-242-011	51821	CALLE TORRES ORDL	Trash Service	1	\$ 29.94	\$ 29.94	\$ 359.28
CITY OF COACHELLA	768-242-011	51821	CALLE TORRES ORDL	Additional Trash	1	\$ 8.47	\$ 8.47	\$ 101.64
CITY OF COACHELLA	768-242-012	51791	CALLE TORRES ORDL	Trash Service	1	\$ 29.94	\$ 29.94	\$ 359.28
CITY OF COACHELLA	768-242-012	51791	CALLE TORRES ORDL	Additional Trash	1	\$ 8.47	\$ 8.47	\$ 101.64
CITY OF COACHELLA	768-242-013	51761	CALLE TORRES ORDL	Trash Service	1	\$ 29.94	\$ 29.94	\$ 359.28
CITY OF COACHELLA	768-242-013	51761	CALLE TORRES ORDL	Additional Recycle	1	\$ 8.47	\$ 8.47	\$ 101.64
CITY OF COACHELLA	768-242-013	51761	CALLE TORRES ORDL	Additional Trash	1	\$ 8.47	\$ 8.47	\$ 101.64
CITY OF COACHELLA	768-242-013	51761	CALLE TORRES ORDL	Additional Green	1	\$ 8.47	\$ 8.47	\$ 101.64
CITY OF COACHELLA	768-243-001	51762	CALLE TORRES ORDL	Trash Service	1	\$ 29.94	\$ 29.94	\$ 359.28
CITY OF COACHELLA	768-243-002	51792	CALLE TORRES ORDL	Trash Service	1	\$ 29.94	\$ 29.94	\$ 359.28
CITY OF COACHELLA	768-243-002	51792	CALLE TORRES ORDL	Additional Trash	1	\$ 8.47	\$ 8.47	\$ 101.64
CITY OF COACHELLA	768-243-003	51836	CALLE TORRES ORDL	Trash Service	1	\$ 29.94	\$ 29.94	\$ 359.28
CITY OF COACHELLA	768-243-003	51836	CALLE TORRES ORDL	Additional Trash	1	\$ 8.47	\$ 8.47	\$ 101.64
CITY OF COACHELLA	768-243-004	51886	CALLE TORRES ORDL	Trash Service	1	\$ 29.94	\$ 29.94	\$ 359.28
CITY OF COACHELLA	768-243-005	51910	CALLE TORRES ORDL	Trash Service	1	\$ 29.94	\$ 29.94	\$ 359.28
CITY OF COACHELLA	768-243-007	51964	CALLE TORRES ORDL	Trash Service	1	\$ 29.94	\$ 29.94	\$ 359.28
CITY OF COACHELLA	768-243-007	51964	CALLE TORRES ORDL	Additional Trash	1	\$ 8.47	\$ 8.47	\$ 101.64
CITY OF COACHELLA	768-243-010	84751	AVE 52	Trash Service	1	\$ 29.94	\$ 29.94	\$ 359.28
CITY OF COACHELLA	768-250-001	51837	CALLE EMPALME	Trash Service	1	\$ 29.94	\$ 29.94	\$ 359.28
CITY OF COACHELLA	768-250-002	51855	CALLE EMPALME	Trash Service	1	\$ 29.94	\$ 29.94	\$ 359.28
CITY OF COACHELLA	768-250-002	51855	CALLE EMPALME	Additional Trash	1	\$ 8.47	\$ 8.47	\$ 101.64
CITY OF COACHELLA	768-250-003	51909	CALLE EMPALME	Trash Service	1	\$ 29.94	\$ 29.94	\$ 359.28
CITY OF COACHELLA	768-250-003	51909	CALLE EMPALME	Additional Green	1	\$ 8.47	\$ 8.47	\$ 101.64
CITY OF COACHELLA	768-250-005	84761	AVE 52	Trash Service	1	\$ 29.94	\$ 29.94	\$ 359.28
CITY OF COACHELLA	768-250-005	84761	AVE 52	Additional Trash	1	\$ 8.47	\$ 8.47	\$ 101.64
CITY OF COACHELLA	768-251-001	51836	CALLE EMPALME	Trash Service	1	\$ 29.94	\$ 29.94	\$ 359.28
CITY OF COACHELLA	768-251-002	51854	CALLE EMPALME	Trash Service	1	\$ 29.94	\$ 29.94	\$ 359.28
CITY OF COACHELLA	768-251-003	51872	CALLE EMPALME	Trash Service	1	\$ 29.94	\$ 29.94	\$ 359.28
CITY OF COACHELLA	768-251-004	51890	CALLE EMPALME	Trash Service	1	\$ 29.94	\$ 29.94	\$ 359.28

City of Coachella Final 2022-23 Tax File

Customer Name	Parcel #	Address	Street	Service Level	Units	Monthly Rate	Total Montly Rate	Annual Rate
CITY OF COACHELLA	768-251-004	51890	CALLE EMPALME	Additional Trash	1	\$ 8.47	\$ 8.47	\$ 101.64
CITY OF COACHELLA	768-251-005	51908	CALLE EMPALME	Trash Service	1	\$ 29.94	\$ 29.94	\$ 359.28
CITY OF COACHELLA	768-251-005	51908	CALLE EMPALME	Additional Trash	1	\$ 8.47	\$ 8.47	\$ 101.64
CITY OF COACHELLA	768-251-006	51926	CALLE EMPALME	Trash Service	1	\$ 29.94	\$ 29.94	\$ 359.28
CITY OF COACHELLA	768-251-006	51926	CALLE EMPALME	Additional Trash	1	\$ 8.47	\$ 8.47	\$ 101.64
CITY OF COACHELLA	768-251-007	51944	CALLE EMPALME	Trash Service	1	\$ 29.94	\$ 29.94	\$ 359.28
CITY OF COACHELLA	768-251-007	51944	CALLE EMPALME	Additional Trash	1	\$ 8.47	\$ 8.47	\$ 101.64
CITY OF COACHELLA	768-251-008	51962	CALLE EMPALME	Trash Service	1	\$ 29.94	\$ 29.94	\$ 359.28
CITY OF COACHELLA	768-251-009	51980	CALLE EMPALME	Trash Service	1	\$ 29.94	\$ 29.94	\$ 359.28
CITY OF COACHELLA	768-251-010	51837	CALLE TECHA	Trash Service	1	\$ 29.94	\$ 29.94	\$ 359.28
CITY OF COACHELLA	768-251-011	51855	CALLE TECHA	Trash Service	1	\$ 29.94	\$ 29.94	\$ 359.28
CITY OF COACHELLA	768-251-012	51873	CALLE TECHA	Trash Service	1	\$ 29.94	\$ 29.94	\$ 359.28
CITY OF COACHELLA	768-251-013	51891	CALLE TECHA	Trash Service	1	\$ 29.94	\$ 29.94	\$ 359.28
CITY OF COACHELLA	768-251-014	51909	CALLE TECHA	Trash Service	1	\$ 29.94	\$ 29.94	\$ 359.28
CITY OF COACHELLA	768-251-014	51909	CALLE TECHA	Additional Trash	1	\$ 8.47	\$ 8.47	\$ 101.64
CITY OF COACHELLA	768-251-015	51927	CALLE TECHA	Trash Service	1	\$ 29.94	\$ 29.94	\$ 359.28
CITY OF COACHELLA	768-251-015	51927	CALLE TECHA	Additional Trash	1	\$ 8.47	\$ 8.47	\$ 101.64
CITY OF COACHELLA	768-251-015	51927	CALLE TECHA	Additional Green	1	\$ 8.47	\$ 8.47	\$ 101.64
CITY OF COACHELLA	768-251-015	51927	CALLE TECHA	Additional Recycle	1	\$ 8.47	\$ 8.47	\$ 101.64
CITY OF COACHELLA	768-251-016	51945	CALLE TECHA	Trash Service	1	\$ 29.94	\$ 29.94	\$ 359.28
CITY OF COACHELLA	768-251-016	51945	CALLE TECHA	Additional Trash	1	\$ 8.47	\$ 8.47	\$ 101.64
CITY OF COACHELLA	768-251-017	51963	CALLE TECHA	Trash Service	1	\$ 29.94	\$ 29.94	\$ 359.28
CITY OF COACHELLA	768-251-017	51963	CALLE TECHA	Additional Trash	1	\$ 8.47	\$ 8.47	\$ 101.64
CITY OF COACHELLA	768-251-018	51981	CALLE TECHA	Trash Service	1	\$ 29.94	\$ 29.94	\$ 359.28
CITY OF COACHELLA	768-251-018	51981	CALLE TECHA	Additional Trash	1	\$ 8.47	\$ 8.47	\$ 101.64
CITY OF COACHELLA	768-252-001	51836	CALLE TECHA	Trash Service	1	\$ 29.94	\$ 29.94	\$ 359.28
CITY OF COACHELLA	768-252-001	51836	CALLE TECHA	Additional Trash	2	\$ 8.47	\$ 16.94	\$ 203.28
CITY OF COACHELLA	768-252-001	51836	CALLE TECHA	Additional Recycle	1	\$ 8.47	\$ 8.47	\$ 101.64
CITY OF COACHELLA	768-252-002	51854	CALLE TECHA	Trash Service	1	\$ 29.94	\$ 29.94	\$ 359.28
CITY OF COACHELLA	768-252-002	51854	CALLE TECHA	Additional Trash	1	\$ 8.47	\$ 8.47	\$ 101.64
CITY OF COACHELLA	768-252-003	51872	CALLE TECHA	Trash Service	1	\$ 29.94	\$ 29.94	\$ 359.28
CITY OF COACHELLA	768-252-004	51890	CALLE TECHA	Trash Service	1	\$ 29.94	\$ 29.94	\$ 359.28
CITY OF COACHELLA	768-252-004	51890	CALLE TECHA	Additional Trash	1	\$ 8.47	\$ 8.47	\$ 101.64
CITY OF COACHELLA	768-252-005	51908	CALLE TECHA	Trash Service	1	\$ 29.94	\$ 29.94	\$ 359.28
CITY OF COACHELLA	768-252-006	51926	CALLE TECHA	Trash Service	1	\$ 29.94	\$ 29.94	\$ 359.28
CITY OF COACHELLA	768-252-006	51926	CALLE TECHA	Additional Trash	1	\$ 8.47	\$ 8.47	\$ 101.64
CITY OF COACHELLA	768-252-007	51944	CALLE TECHA	Trash Service	1	\$ 29.94	\$ 29.94	\$ 359.28
CITY OF COACHELLA	768-252-008	51962	CALLE TECHA	Trash Service	1	\$ 29.94	\$ 29.94	\$ 359.28
CITY OF COACHELLA	768-252-008	51962	CALLE TECHA	Additional Trash	1	\$ 8.47	\$ 8.47	\$ 101.64
CITY OF COACHELLA	768-252-009	84831	AVE 52	Trash Service	1	\$ 29.94	\$ 29.94	\$ 359.28

City of Coachella Final 2022-23 Tax File

Customer Name	Parcel #	Address	Street	Service Level	Units	Monthly Rate	Total Montly Rate	Annual Rate
CITY OF COACHELLA	768-252-009	84831	AVE 52	Additional Trash	1	\$ 8.47	\$ 8.47	\$ 101.64
CITY OF COACHELLA	768-252-010	51837	CALLE AVILA	Trash Service	1	\$ 29.94	\$ 29.94	\$ 359.28
CITY OF COACHELLA	768-252-010	51837	CALLE AVILA	Additional Trash	1	\$ 8.47	\$ 8.47	\$ 101.64
CITY OF COACHELLA	768-252-011	51855	CALLE AVILA	Trash Service	1	\$ 29.94	\$ 29.94	\$ 359.28
CITY OF COACHELLA	768-252-012	51873	CALLE AVILA	Trash Service	1	\$ 29.94	\$ 29.94	\$ 359.28
CITY OF COACHELLA	768-252-013	51891	CALLE AVILA	Trash Service	1	\$ 29.94	\$ 29.94	\$ 359.28
CITY OF COACHELLA	768-252-013	51891	CALLE AVILA	Additional Trash	1	\$ 8.47	\$ 8.47	\$ 101.64
CITY OF COACHELLA	768-252-014	51909	CALLE AVILA	Trash Service	1	\$ 29.94	\$ 29.94	\$ 359.28
CITY OF COACHELLA	768-252-015	51927	CALLE AVILA	Trash Service	1	\$ 29.94	\$ 29.94	\$ 359.28
CITY OF COACHELLA	768-252-015	51927	CALLE AVILA	Additional Trash	1	\$ 8.47	\$ 8.47	\$ 101.64
CITY OF COACHELLA	768-252-016	51945	CALLE AVILA	Trash Service	1	\$ 29.94	\$ 29.94	\$ 359.28
CITY OF COACHELLA	768-252-016	51945	CALLE AVILA	Additional Trash	1	\$ 8.47	\$ 8.47	\$ 101.64
CITY OF COACHELLA	768-252-017	51963	CALLE AVILA	Trash Service	1	\$ 29.94	\$ 29.94	\$ 359.28
CITY OF COACHELLA	768-252-017	51963	CALLE AVILA	Additional Trash	1	\$ 8.47	\$ 8.47	\$ 101.64
CITY OF COACHELLA	768-252-018	51981	CALLE AVILA	Trash Service	1	\$ 29.94	\$ 29.94	\$ 359.28
CITY OF COACHELLA	768-253-001	84855	CAIRO AVE	Trash Service	1	\$ 29.94	\$ 29.94	\$ 359.28
CITY OF COACHELLA	768-253-002	51874	CALLE AVILA	Trash Service	1	\$ 29.94	\$ 29.94	\$ 359.28
CITY OF COACHELLA	768-253-003	51890	CALLE AVILA	Trash Service	1	\$ 29.94	\$ 29.94	\$ 359.28
CITY OF COACHELLA	768-253-004	51910	CALLE AVILA	Trash Service	1	\$ 29.94	\$ 29.94	\$ 359.28
CITY OF COACHELLA	768-253-004	51910	CALLE AVILA	Additional Trash	1	\$ 8.47	\$ 8.47	\$ 101.64
CITY OF COACHELLA	768-253-006	51911	CALLE CAMACHO	Trash Service	1	\$ 29.94	\$ 29.94	\$ 359.28
CITY OF COACHELLA	768-253-007	51891	CALLE CAMACHO	Trash Service	1	\$ 29.94	\$ 29.94	\$ 359.28
CITY OF COACHELLA	768-253-007	51891	CALLE CAMACHO	Additional Recycle	1	\$ 8.47	\$ 8.47	\$ 101.64
CITY OF COACHELLA	768-253-008	51875	CALLE CAMACHO	Trash Service	1	\$ 29.94	\$ 29.94	\$ 359.28
CITY OF COACHELLA	768-253-008	51875	CALLE CAMACHO	Additional Trash	1	\$ 8.47	\$ 8.47	\$ 101.64
CITY OF COACHELLA	768-253-008	51875	CALLE CAMACHO	Additional Recycle	1	\$ 8.47	\$ 8.47	\$ 101.64
CITY OF COACHELLA	768-253-009	84885	CAIRO AVE	Trash Service	1	\$ 29.94	\$ 29.94	\$ 359.28
CITY OF COACHELLA	768-253-010	84875	CAIRO AVE	Trash Service	1	\$ 29.94	\$ 29.94	\$ 359.28
CITY OF COACHELLA	768-253-011	84865	CAIRO AVE	Trash Service	1	\$ 29.94	\$ 29.94	\$ 359.28
CITY OF COACHELLA	768-254-001	84947	CAIRO AVE	Trash Service	1	\$ 29.94	\$ 29.94	\$ 359.28
CITY OF COACHELLA	768-254-006	84985	AVE 52	Trash Service	1	\$ 29.94	\$ 29.94	\$ 359.28
CITY OF COACHELLA	768-254-006	84985	AVE 52	Additional Trash	1	\$ 8.47	\$ 8.47	\$ 101.64
CITY OF COACHELLA	768-254-013	51741	HARRISON ST	Trash Service	1	\$ 29.94	\$ 29.94	\$ 359.28
CITY OF COACHELLA	768-260-001	84045	AVE 52	Trash Service	1	\$ 29.94	\$ 29.94	\$ 359.28
CITY OF COACHELLA	768-260-003	84165	AVE 52	Trash Service	1	\$ 29.94	\$ 29.94	\$ 359.28
CITY OF COACHELLA	768-270-001	52020	PRIMITIVO DR	Trash Service	1	\$ 29.94	\$ 29.94	\$ 359.28
CITY OF COACHELLA	768-270-002	52034	PRIMITIVO DR	Trash Service	1	\$ 29.94	\$ 29.94	\$ 359.28
CITY OF COACHELLA	768-270-003	52050	PRIMITIVO DR	Trash Service	1	\$ 29.94	\$ 29.94	\$ 359.28
CITY OF COACHELLA	768-270-005	84502	VERMOUTH DR	Trash Service	1	\$ 29.94	\$ 29.94	\$ 359.28
CITY OF COACHELLA	768-270-008	84522	VERMOUTH DR	Trash Service	1	\$ 29.94	\$ 29.94	\$ 359.28

City of Coachella Final 2022-23 Tax File

Customer Name	Parcel #	Address	Street	Service Level	Units	Monthly Rate	Total Montly Rate	Annual Rate
CITY OF COACHELLA	768-270-009	84528	VERMOUTH DR	Trash Service	1	\$ 29.94	\$ 29.94	\$ 359.28
CITY OF COACHELLA	768-270-010	84532	VERMOUTH DR	Trash Service	1	\$ 29.94	\$ 29.94	\$ 359.28
CITY OF COACHELLA	768-270-010	84532	VERMOUTH DR	Additional Trash	1	\$ 8.47	\$ 8.47	\$ 101.64
CITY OF COACHELLA	768-270-010	84532	VERMOUTH DR	Additional Recycle	1	\$ 8.47	\$ 8.47	\$ 101.64
CITY OF COACHELLA	768-270-011	84538	VERMOUTH DR	Trash Service	1	\$ 29.94	\$ 29.94	\$ 359.28
CITY OF COACHELLA	768-270-014	84554	VERMOUTH DR	Trash Service	1	\$ 29.94	\$ 29.94	\$ 359.28
CITY OF COACHELLA	768-270-015	84560	VERMOUTH DR	Trash Service	1	\$ 29.94	\$ 29.94	\$ 359.28
CITY OF COACHELLA	768-270-016	84566	VERMOUTH DR	Trash Service	1	\$ 29.94	\$ 29.94	\$ 359.28
CITY OF COACHELLA	768-270-016	84566	VERMOUTH DR	Additional Trash	1	\$ 8.47	\$ 8.47	\$ 101.64
CITY OF COACHELLA	768-270-017	84570	VERMOUTH DR	Trash Service	1	\$ 29.94	\$ 29.94	\$ 359.28
CITY OF COACHELLA	768-270-018	84576	VERMOUTH DR	Trash Service	1	\$ 29.94	\$ 29.94	\$ 359.28
CITY OF COACHELLA	768-270-021	84590	VERMOUTH DR	Trash Service	1	\$ 29.94	\$ 29.94	\$ 359.28
CITY OF COACHELLA	768-270-022	52038	ALLENDE DR	Trash Service	1	\$ 29.94	\$ 29.94	\$ 359.28
CITY OF COACHELLA	768-270-023	52044	ALLENDE DR	Trash Service	1	\$ 29.94	\$ 29.94	\$ 359.28
CITY OF COACHELLA	768-270-024	52052	ALLENDE DR	Trash Service	1	\$ 29.94	\$ 29.94	\$ 359.28
CITY OF COACHELLA	768-270-025	52060	ALLENDE DR	Trash Service	1	\$ 29.94	\$ 29.94	\$ 359.28
CITY OF COACHELLA	768-270-026	52066	ALLENDE DR	Trash Service	1	\$ 29.94	\$ 29.94	\$ 359.28
CITY OF COACHELLA	768-270-026	52066	ALLENDE DR	Additional Recycle	1	\$ 8.47	\$ 8.47	\$ 101.64
CITY OF COACHELLA	768-270-027	52074	ALLENDE DR	Trash Service	1	\$ 29.94	\$ 29.94	\$ 359.28
CITY OF COACHELLA	768-270-028	52080	ALLENDE DR	Trash Service	1	\$ 29.94	\$ 29.94	\$ 359.28
CITY OF COACHELLA	768-270-030	52096	ALLENDE DR	Trash Service	1	\$ 29.94	\$ 29.94	\$ 359.28
CITY OF COACHELLA	768-270-030	52096	ALLENDE DR	Additional Trash	1	\$ 8.47	\$ 8.47	\$ 101.64
CITY OF COACHELLA	768-270-030	52096	ALLENDE DR	Additional Recycle	1	\$ 8.47	\$ 8.47	\$ 101.64
CITY OF COACHELLA	768-270-034	84508	VERMOUTH DR	Trash Service	1	\$ 29.94	\$ 29.94	\$ 359.28
CITY OF COACHELLA	768-270-035	84516	VERMOUTH DR	Trash Service	1	\$ 29.94	\$ 29.94	\$ 359.28
CITY OF COACHELLA	768-270-036	84542	VERMOUTH DR	Trash Service	1	\$ 29.94	\$ 29.94	\$ 359.28
CITY OF COACHELLA	768-270-037	84548	VERMOUTH DR	Trash Service	1	\$ 29.94	\$ 29.94	\$ 359.28
CITY OF COACHELLA	768-270-038	84580	VERMOUTH DR	Trash Service	1	\$ 29.94	\$ 29.94	\$ 359.28
CITY OF COACHELLA	768-270-039	84585	VERMOUTH DR	Trash Service	1	\$ 29.94	\$ 29.94	\$ 359.28
CITY OF COACHELLA	768-270-040	52088	ALLENDE DR	Trash Service	1	\$ 29.94	\$ 29.94	\$ 359.28
CITY OF COACHELLA	768-270-041	52104	ALLENDE DR	Trash Service	1	\$ 29.94	\$ 29.94	\$ 359.28
CITY OF COACHELLA	768-270-042	52110	ALLENDE DR	Trash Service	1	\$ 29.94	\$ 29.94	\$ 359.28
CITY OF COACHELLA	768-270-043	84498	VERMOUTH DR	Trash Service	1	\$ 29.94	\$ 29.94	\$ 359.28
CITY OF COACHELLA	768-271-001	52107	PRIMITIVO DR	Trash Service	1	\$ 29.94	\$ 29.94	\$ 359.28
CITY OF COACHELLA	768-271-002	52101	PRIMITIVO DR	Trash Service	1	\$ 29.94	\$ 29.94	\$ 359.28
CITY OF COACHELLA	768-271-003	52095	PRIMITIVO DR	Trash Service	1	\$ 29.94	\$ 29.94	\$ 359.28
CITY OF COACHELLA	768-271-004	84421	VERMOUTH DR	Trash Service	1	\$ 29.94	\$ 29.94	\$ 359.28
CITY OF COACHELLA	768-271-005	84411	VERMOUTH DR	Trash Service	1	\$ 29.94	\$ 29.94	\$ 359.28
CITY OF COACHELLA	768-271-006	84399	VERMOUTH DR	Trash Service	1	\$ 29.94	\$ 29.94	\$ 359.28
CITY OF COACHELLA	768-272-001	52063	PRIMITIVO DR	Trash Service	1	\$ 29.94	\$ 29.94	\$ 359.28

City of Coachella Final 2022-23 Tax File

Customer Name	Parcel #	Address	Street	Service Level	Units	Monthly Rate	Total Montly Rate	Annual Rate
CITY OF COACHELLA	768-272-002	52051	PRIMITIVO DR	Trash Service	1	\$ 29.94	\$ 29.94	\$ 359.28
CITY OF COACHELLA	768-272-003	52043	PRIMITIVO DR	Trash Service	1	\$ 29.94	\$ 29.94	\$ 359.28
CITY OF COACHELLA	768-272-004	52031	PRIMITIVO DR	Trash Service	1	\$ 29.94	\$ 29.94	\$ 359.28
CITY OF COACHELLA	768-272-005	52019	PRIMITIVO DR	Trash Service	1	\$ 29.94	\$ 29.94	\$ 359.28
CITY OF COACHELLA	768-273-001	84441	VERMOUTH DR	Trash Service	1	\$ 29.94	\$ 29.94	\$ 359.28
CITY OF COACHELLA	768-273-002	84451	VERMOUTH DR	Trash Service	1	\$ 29.94	\$ 29.94	\$ 359.28
CITY OF COACHELLA	768-273-003	84461	VERMOUTH DR	Trash Service	1	\$ 29.94	\$ 29.94	\$ 359.28
CITY OF COACHELLA	768-273-004	84475	VERMOUTH DR	Trash Service	1	\$ 29.94	\$ 29.94	\$ 359.28
CITY OF COACHELLA	768-273-004	84475	VERMOUTH DR	Additional Trash	1	\$ 8.47	\$ 8.47	\$ 101.64
CITY OF COACHELLA	768-273-005	84491	VERMOUTH DR	Trash Service	1	\$ 29.94	\$ 29.94	\$ 359.28
CITY OF COACHELLA	768-273-006	84507	VERMOUTH DR	Trash Service	1	\$ 29.94	\$ 29.94	\$ 359.28
CITY OF COACHELLA	768-273-007	84517	VERMOUTH DR	Trash Service	1	\$ 29.94	\$ 29.94	\$ 359.28
CITY OF COACHELLA	768-273-007	84517	VERMOUTH DR	Additional Trash	1	\$ 8.47	\$ 8.47	\$ 101.64
CITY OF COACHELLA	768-273-007	84517	VERMOUTH DR	Additional Recycle	1	\$ 8.47	\$ 8.47	\$ 101.64
CITY OF COACHELLA	768-273-008	84525	VERMOUTH DR	Trash Service	1	\$ 29.94	\$ 29.94	\$ 359.28
CITY OF COACHELLA	768-273-009	84533	VERMOUTH DR	Trash Service	1	\$ 29.94	\$ 29.94	\$ 359.28
CITY OF COACHELLA	768-273-010	84545	VERMOUTH DR	Trash Service	1	\$ 29.94	\$ 29.94	\$ 359.28
CITY OF COACHELLA	768-273-011	84553	VERMOUTH DR	Trash Service	1	\$ 29.94	\$ 29.94	\$ 359.28
CITY OF COACHELLA	768-273-012	84561	VERMOUTH DR	Trash Service	1	\$ 29.94	\$ 29.94	\$ 359.28
CITY OF COACHELLA	768-273-013	84569	VERMOUTH DR	Trash Service	1	\$ 29.94	\$ 29.94	\$ 359.28
CITY OF COACHELLA	768-273-014	52077	ALLENDE DR	Trash Service	1	\$ 29.94	\$ 29.94	\$ 359.28
CITY OF COACHELLA	768-273-015	52081	ALLENDE DR	Trash Service	1	\$ 29.94	\$ 29.94	\$ 359.28
CITY OF COACHELLA	768-273-016	52089	ALLENDE DR	Trash Service	1	\$ 29.94	\$ 29.94	\$ 359.28
CITY OF COACHELLA	768-273-016	52089	ALLENDE DR	Additional Trash	1	\$ 8.47	\$ 8.47	\$ 101.64
CITY OF COACHELLA	768-273-017	52095	ALLENDE DR	Trash Service	1	\$ 29.94	\$ 29.94	\$ 359.28
CITY OF COACHELLA	768-273-018	84570	SOLARCE ST	Trash Service	1	\$ 29.94	\$ 29.94	\$ 359.28
CITY OF COACHELLA	768-273-019	84562	PROSECCO WAY	Trash Service	1	\$ 29.94	\$ 29.94	\$ 359.28
CITY OF COACHELLA	768-273-020	84556	PROSECCO WAY	Trash Service	1	\$ 29.94	\$ 29.94	\$ 359.28
CITY OF COACHELLA	768-273-021	84552	PROSECCO WAY	Trash Service	1	\$ 29.94	\$ 29.94	\$ 359.28
CITY OF COACHELLA	768-273-022	84546	PROSECCO WAY	Trash Service	1	\$ 29.94	\$ 29.94	\$ 359.28
CITY OF COACHELLA	768-273-023	52088	AMARONE CIR	Trash Service	1	\$ 29.94	\$ 29.94	\$ 359.28
CITY OF COACHELLA	768-273-024	52080	AMARONE CIR	Trash Service	1	\$ 29.94	\$ 29.94	\$ 359.28
CITY OF COACHELLA	768-273-025	52074	AMARONE CIR	Trash Service	1	\$ 29.94	\$ 29.94	\$ 359.28
CITY OF COACHELLA	768-273-026	52081	AMARONE CIR	Trash Service	1	\$ 29.94	\$ 29.94	\$ 359.28
CITY OF COACHELLA	768-273-027	52089	AMARONE CIR	Trash Service	1	\$ 29.94	\$ 29.94	\$ 359.28
CITY OF COACHELLA	768-273-028	84538	PROSECCO WAY	Trash Service	1	\$ 29.94	\$ 29.94	\$ 359.28
CITY OF COACHELLA	768-273-028	84538	PROSECCO WAY	Additional Green	1	\$ 8.47	\$ 8.47	\$ 101.64
CITY OF COACHELLA	768-273-029	84530	PROSECCO WAY	Trash Service	1	\$ 29.94	\$ 29.94	\$ 359.28
CITY OF COACHELLA	768-273-029	84530	PROSECCO WAY	Additional Recycle	1	\$ 8.47	\$ 8.47	\$ 101.64
CITY OF COACHELLA	768-273-030	84524	PROSECCO WAY	Trash Service	1	\$ 29.94	\$ 29.94	\$ 359.28

City of Coachella Final 2022-23 Tax File

Customer Name	Parcel #	Address	Street	Service Level	Units	Monthly Rate	Total Montly Rate	Annual Rate
CITY OF COACHELLA	768-273-031	52085	CHARDONNAY CIR	Trash Service	1	\$ 29.94	\$ 29.94	\$ 359.28
CITY OF COACHELLA	768-273-032	52080	CHARDONNAY CIR	Trash Service	1	\$ 29.94	\$ 29.94	\$ 359.28
CITY OF COACHELLA	768-273-033	52074	CHARDONNAY CIR	Trash Service	1	\$ 29.94	\$ 29.94	\$ 359.28
CITY OF COACHELLA	768-273-033	52074	CHARDONNAY CIR	Additional Recycle	1	\$ 8.47	\$ 8.47	\$ 101.64
CITY OF COACHELLA	768-273-034	52081	CHARDONNAY CIR	Trash Service	1	\$ 29.94	\$ 29.94	\$ 359.28
CITY OF COACHELLA	768-273-034	52081	CHARDONNAY CIR	Additional Recycle	1	\$ 8.47	\$ 8.47	\$ 101.64
CITY OF COACHELLA	768-273-034	52081	CHARDONNAY CIR	Additional Trash	1	\$ 8.47	\$ 8.47	\$ 101.64
CITY OF COACHELLA	768-273-035	52089	CHARDONNAY CIR	Trash Service	1	\$ 29.94	\$ 29.94	\$ 359.28
CITY OF COACHELLA	768-273-035	52089	CHARDONNAY CIR	Additional Trash	1	\$ 8.47	\$ 8.47	\$ 101.64
CITY OF COACHELLA	768-273-036	84516	MALVASIA WAY	Trash Service	1	\$ 29.94	\$ 29.94	\$ 359.28
CITY OF COACHELLA	768-273-037	84512	MALVASIA WAY	Trash Service	1	\$ 29.94	\$ 29.94	\$ 359.28
CITY OF COACHELLA	768-273-038	52100	PRIMITIVO DR	Trash Service	1	\$ 29.94	\$ 29.94	\$ 359.28
CITY OF COACHELLA	768-273-039	52094	PRIMITIVO DR	Trash Service	1	\$ 29.94	\$ 29.94	\$ 359.28
CITY OF COACHELLA	768-273-040	52088	PRIMITIVO DR	Trash Service	1	\$ 29.94	\$ 29.94	\$ 359.28
CITY OF COACHELLA	768-280-001	52132	ALLENDE DR	Trash Service	1	\$ 29.94	\$ 29.94	\$ 359.28
CITY OF COACHELLA	768-280-002	52138	ALLENDE DR	Trash Service	1	\$ 29.94	\$ 29.94	\$ 359.28
CITY OF COACHELLA	768-280-002	52138	ALLENDE DR	Additional Trash	1	\$ 8.47	\$ 8.47	\$ 101.64
CITY OF COACHELLA	768-280-003	52142	ALLENDE DR	Trash Service	1	\$ 29.94	\$ 29.94	\$ 359.28
CITY OF COACHELLA	768-280-003	52142	ALLENDE DR	Additional Recycle	1	\$ 8.47	\$ 8.47	\$ 101.64
CITY OF COACHELLA	768-280-003	52142	ALLENDE DR	Additional Trash	1	\$ 8.47	\$ 8.47	\$ 101.64
CITY OF COACHELLA	768-280-004	52146	ALLENDE DR	Trash Service	1	\$ 29.94	\$ 29.94	\$ 359.28
CITY OF COACHELLA	768-280-005	52152	ALLENDE DR	Trash Service	1	\$ 29.94	\$ 29.94	\$ 359.28
CITY OF COACHELLA	768-280-006	52158	ALLENDE DR	Trash Service	1	\$ 29.94	\$ 29.94	\$ 359.28
CITY OF COACHELLA	768-280-006	52158	ALLENDE DR	Additional Recycle	1	\$ 8.47	\$ 8.47	\$ 101.64
CITY OF COACHELLA	768-280-007	52162	ALLENDE DR	Trash Service	1	\$ 29.94	\$ 29.94	\$ 359.28
CITY OF COACHELLA	768-280-008	52168	ALLENDE DR	Trash Service	1	\$ 29.94	\$ 29.94	\$ 359.28
CITY OF COACHELLA	768-280-011	52178	ALLENDE DR	Trash Service	1	\$ 29.94	\$ 29.94	\$ 359.28
CITY OF COACHELLA	768-280-011	52178	ALLENDE DR	Additional Recycle	1	\$ 8.47	\$ 8.47	\$ 101.64
CITY OF COACHELLA	768-280-011	52178	ALLENDE DR	Additional Trash	1	\$ 8.47	\$ 8.47	\$ 101.64
CITY OF COACHELLA	768-280-011	52178	ALLENDE DR	Additional Green	1	\$ 8.47	\$ 8.47	\$ 101.64
CITY OF COACHELLA	768-280-012	52172	ALLENDE DR	Trash Service	1	\$ 29.94	\$ 29.94	\$ 359.28
CITY OF COACHELLA	768-281-002	52165	ALLENDE DR	Trash Service	1	\$ 29.94	\$ 29.94	\$ 359.28
CITY OF COACHELLA	768-281-002	52165	ALLENDE DR	Additional Trash	1	\$ 8.47	\$ 8.47	\$ 101.64
CITY OF COACHELLA	768-281-002	52165	ALLENDE DR	Yard Service	2	\$ 10.01	\$ 20.02	\$ 240.24
CITY OF COACHELLA	768-281-013	84453	PRIMITIVO DR	Trash Service	1	\$ 29.94	\$ 29.94	\$ 359.28
CITY OF COACHELLA	768-281-020	52157	PRIMITIVO DR	Trash Service	1	\$ 29.94	\$ 29.94	\$ 359.28
CITY OF COACHELLA	768-281-021	52151	PRIMITIVO DR	Trash Service	1	\$ 29.94	\$ 29.94	\$ 359.28
CITY OF COACHELLA	768-281-022	52147	PRIMITIVO DR	Trash Service	1	\$ 29.94	\$ 29.94	\$ 359.28
CITY OF COACHELLA	768-281-023	52141	PRIMITIVO DR	Trash Service	1	\$ 29.94	\$ 29.94	\$ 359.28
CITY OF COACHELLA	768-281-024	52133	PRIMITIVO DR	Trash Service	1	\$ 29.94	\$ 29.94	\$ 359.28

City of Coachella Final 2022-23 Tax File

Customer Name	Parcel #	Address	Street	Service Level	Units	Monthly Rate	Total Montly Rate	Annual Rate
CITY OF COACHELLA	768-281-025	52129	PRIMITIVO DR	Trash Service	1	\$ 29.94	\$ 29.94	\$ 359.28
CITY OF COACHELLA	768-281-026	52121	PRIMITIVO DR	Trash Service	1	\$ 29.94	\$ 29.94	\$ 359.28
CITY OF COACHELLA	768-281-027	52119	PRIMITIVO DR	Trash Service	1	\$ 29.94	\$ 29.94	\$ 359.28
CITY OF COACHELLA	768-281-028	52113	PRIMITIVO DR	Trash Service	1	\$ 29.94	\$ 29.94	\$ 359.28
CITY OF COACHELLA	768-281-030	52177	ALLENDE DR	Trash Service	1	\$ 29.94	\$ 29.94	\$ 359.28
CITY OF COACHELLA	768-281-046	84415	PRIMITIVO DR	Trash Service	1	\$ 29.94	\$ 29.94	\$ 359.28
CITY OF COACHELLA	768-281-049	52171	ALLENDE DR	Trash Service	1	\$ 29.94	\$ 29.94	\$ 359.28
CITY OF COACHELLA	768-281-050	84557	PROSECCO WAY	Trash Service	1	\$ 29.94	\$ 29.94	\$ 359.28
CITY OF COACHELLA	768-281-050	84557	PROSECCO WAY	Additional Recycle	1	\$ 8.47	\$ 8.47	\$ 101.64
CITY OF COACHELLA	768-281-050	84557	PROSECCO WAY	Additional Trash	1	\$ 8.47	\$ 8.47	\$ 101.64
CITY OF COACHELLA	768-281-051	84493	RODREJO ST	Trash Service	1	\$ 29.94	\$ 29.94	\$ 359.28
CITY OF COACHELLA	768-281-052	84483	RODREJO ST	Trash Service	1	\$ 29.94	\$ 29.94	\$ 359.28
CITY OF COACHELLA	768-281-052	84483	RODREJO ST	Additional Trash	1	\$ 8.47	\$ 8.47	\$ 101.64
CITY OF COACHELLA	768-281-053	84471	RODREJO ST	Trash Service	1	\$ 29.94	\$ 29.94	\$ 359.28
CITY OF COACHELLA	768-281-053	84471	RODREJO ST	Additional Trash	1	\$ 8.47	\$ 8.47	\$ 101.64
CITY OF COACHELLA	768-281-054	84443	PRIMITIVO DR	Trash Service	1	\$ 29.94	\$ 29.94	\$ 359.28
CITY OF COACHELLA	768-281-054	84443	PRIMITIVO DR	Additional Trash	1	\$ 8.47	\$ 8.47	\$ 101.64
CITY OF COACHELLA	768-281-055	84423	PRIMITIVO DR	Trash Service	1	\$ 29.94	\$ 29.94	\$ 359.28
CITY OF COACHELLA	768-281-056	84545	RODREJO ST	Trash Service	1	\$ 29.94	\$ 29.94	\$ 359.28
CITY OF COACHELLA	768-281-057	84533	RODREJO ST	Trash Service	1	\$ 29.94	\$ 29.94	\$ 359.28
CITY OF COACHELLA	768-281-058	84525	RODREJO ST	Trash Service	1	\$ 29.94	\$ 29.94	\$ 359.28
CITY OF COACHELLA	768-281-059	84517	RODREJO ST	Trash Service	1	\$ 29.94	\$ 29.94	\$ 359.28
CITY OF COACHELLA	768-281-060	84505	RODREJO ST	Trash Service	1	\$ 29.94	\$ 29.94	\$ 359.28
CITY OF COACHELLA	768-281-061	84463	RODREJO ST	Trash Service	1	\$ 29.94	\$ 29.94	\$ 359.28
CITY OF COACHELLA	768-281-062	84435	PRIMITIVO DR	Trash Service	1	\$ 29.94	\$ 29.94	\$ 359.28
CITY OF COACHELLA	768-281-063	84407	PRIMITIVO DR	Trash Service	1	\$ 29.94	\$ 29.94	\$ 359.28
CITY OF COACHELLA	768-281-064	52161	PRIMITIVO DR	Trash Service	1	\$ 29.94	\$ 29.94	\$ 359.28
CITY OF COACHELLA	768-282-001	52105	MALVASIA WAY	Trash Service	1	\$ 29.94	\$ 29.94	\$ 359.28
CITY OF COACHELLA	768-282-001	52105	MALVASIA WAY	Additional Trash	1	\$ 8.47	\$ 8.47	\$ 101.64
CITY OF COACHELLA	768-282-002	52113	MALVASIA WAY	Trash Service	1	\$ 29.94	\$ 29.94	\$ 359.28
CITY OF COACHELLA	768-282-003	52121	MALVASIA WAY	Trash Service	1	\$ 29.94	\$ 29.94	\$ 359.28
CITY OF COACHELLA	768-282-004	52131	MALVASIA WAY	Trash Service	1	\$ 29.94	\$ 29.94	\$ 359.28
CITY OF COACHELLA	768-282-005	52137	MALVASIA WAY	Trash Service	1	\$ 29.94	\$ 29.94	\$ 359.28
CITY OF COACHELLA	768-282-006	84464	RODREJO ST	Trash Service	1	\$ 29.94	\$ 29.94	\$ 359.28
CITY OF COACHELLA	768-282-007	84454	PRIMITIVO DR	Trash Service	1	\$ 29.94	\$ 29.94	\$ 359.28
CITY OF COACHELLA	768-282-008	84444	PRIMITIVO DR	Trash Service	1	\$ 29.94	\$ 29.94	\$ 359.28
CITY OF COACHELLA	768-282-009	84436	PRIMITIVO DR	Trash Service	1	\$ 29.94	\$ 29.94	\$ 359.28
CITY OF COACHELLA	768-282-010	52142	PRIMITIVO DR	Trash Service	1	\$ 29.94	\$ 29.94	\$ 359.28
CITY OF COACHELLA	768-282-010	52142	PRIMITIVO DR	Additional Green	1	\$ 8.47	\$ 8.47	\$ 101.64
CITY OF COACHELLA	768-282-011	52136	PRIMITIVO DR	Trash Service	1	\$ 29.94	\$ 29.94	\$ 359.28

City of Coachella Final 2022-23 Tax File

Customer Name	Parcel #	Address	Street	Service Level	Units	Monthly Rate	Total Montly Rate	Annual Rate
CITY OF COACHELLA	768-282-012	52128	PRIMITIVO DR	Trash Service	1	\$ 29.94	\$ 29.94	\$ 359.28
CITY OF COACHELLA	768-282-013	52122	PRIMITIVO DR	Trash Service	1	\$ 29.94	\$ 29.94	\$ 359.28
CITY OF COACHELLA	768-282-014	52116	PRIMITIVO DR	Trash Service	1	\$ 29.94	\$ 29.94	\$ 359.28
CITY OF COACHELLA	768-282-015	52108	PRIMITIVO DR	Trash Service	1	\$ 29.94	\$ 29.94	\$ 359.28
CITY OF COACHELLA	768-283-001	52130	MALVASIA WAY	Trash Service	1	\$ 29.94	\$ 29.94	\$ 359.28
CITY OF COACHELLA	768-283-001	52130	MALVASIA WAY	Additional Trash	1	\$ 8.47	\$ 8.47	\$ 101.64
CITY OF COACHELLA	768-283-002	52122	MALVASIA WAY	Trash Service	1	\$ 29.94	\$ 29.94	\$ 359.28
CITY OF COACHELLA	768-283-002	52122	MALVASIA WAY	Additional Recycle	1	\$ 8.47	\$ 8.47	\$ 101.64
CITY OF COACHELLA	768-283-003	84521	MALVASIA WAY	Trash Service	1	\$ 29.94	\$ 29.94	\$ 359.28
CITY OF COACHELLA	768-283-003	84521	MALVASIA WAY	Additional Trash	1	\$ 8.47	\$ 8.47	\$ 101.64
CITY OF COACHELLA	768-283-004	84525	PROSECCO WAY	Trash Service	1	\$ 29.94	\$ 29.94	\$ 359.28
CITY OF COACHELLA	768-283-005	84531	PROSECCO WAY	Trash Service	1	\$ 29.94	\$ 29.94	\$ 359.28
CITY OF COACHELLA	768-283-006	84539	PROSECCO WAY	Trash Service	1	\$ 29.94	\$ 29.94	\$ 359.28
CITY OF COACHELLA	768-283-007	52115	PROSECCO WAY	Trash Service	1	\$ 29.94	\$ 29.94	\$ 359.28
CITY OF COACHELLA	768-283-007	52115	PROSECCO WAY	Additional Trash	1	\$ 8.47	\$ 8.47	\$ 101.64
CITY OF COACHELLA	768-283-008	52123	PROSECCO WAY	Trash Service	1	\$ 29.94	\$ 29.94	\$ 359.28
CITY OF COACHELLA	768-283-009	52131	PROSECCO WAY	Trash Service	1	\$ 29.94	\$ 29.94	\$ 359.28
CITY OF COACHELLA	768-283-010	52139	PROSECCO WAY	Trash Service	1	\$ 29.94	\$ 29.94	\$ 359.28
CITY OF COACHELLA	768-283-011	52145	PROSECCO WAY	Trash Service	1	\$ 29.94	\$ 29.94	\$ 359.28
CITY OF COACHELLA	768-283-012	52155	PROSECCO WAY	Trash Service	1	\$ 29.94	\$ 29.94	\$ 359.28
CITY OF COACHELLA	768-283-013	84526	RODREJO ST	Trash Service	1	\$ 29.94	\$ 29.94	\$ 359.28
CITY OF COACHELLA	768-283-014	84516	RODREJO ST	Trash Service	1	\$ 29.94	\$ 29.94	\$ 359.28
CITY OF COACHELLA	768-283-015	84506	RODREJO ST	Trash Service	1	\$ 29.94	\$ 29.94	\$ 359.28
CITY OF COACHELLA	768-283-016	52160	MALVASIA WAY	Trash Service	1	\$ 29.94	\$ 29.94	\$ 359.28
CITY OF COACHELLA	768-283-017	52152	MALVASIA WAY	Trash Service	1	\$ 29.94	\$ 29.94	\$ 359.28
CITY OF COACHELLA	768-283-018	52148	MALVASIA WAY	Trash Service	1	\$ 29.94	\$ 29.94	\$ 359.28
CITY OF COACHELLA	768-283-019	52142	MALVASIA WAY	Trash Service	1	\$ 29.94	\$ 29.94	\$ 359.28
CITY OF COACHELLA	768-283-020	84525	MERCADO CIR	Trash Service	1	\$ 29.94	\$ 29.94	\$ 359.28
CITY OF COACHELLA	768-283-021	84531	MERCADO CIR	Trash Service	1	\$ 29.94	\$ 29.94	\$ 359.28
CITY OF COACHELLA	768-283-022	84530	MERCADO CIR	Trash Service	1	\$ 29.94	\$ 29.94	\$ 359.28
CITY OF COACHELLA	768-283-023	84524	MERCADO CIR	Trash Service	1	\$ 29.94	\$ 29.94	\$ 359.28
CITY OF COACHELLA	768-290-001	52500	VAN BUREN ST	Trash Service	1	\$ 29.94	\$ 29.94	\$ 359.28
CITY OF COACHELLA	768-290-001	52500	VAN BUREN ST	Additional Trash	1	\$ 8.47	\$ 8.47	\$ 101.64
CITY OF COACHELLA	768-300-008	53750	VAN BUREN ST	Trash Service	1	\$ 29.94	\$ 29.94	\$ 359.28
CITY OF COACHELLA	768-300-008	53750	VAN BUREN ST	Additional Trash	1	\$ 8.47	\$ 8.47	\$ 101.64
CITY OF COACHELLA	768-300-010	84100	AVE 54	Trash Service	1	\$ 29.94	\$ 29.94	\$ 359.28
CITY OF COACHELLA	768-300-010	84100	AVE 54	Additional Trash	1	\$ 8.47	\$ 8.47	\$ 101.64
CITY OF COACHELLA	768-310-001	53859	SLATE DR	Trash Service	1	\$ 29.94	\$ 29.94	\$ 359.28
CITY OF COACHELLA	768-310-002	53841	SLATE DR	Trash Service	1	\$ 29.94	\$ 29.94	\$ 359.28
CITY OF COACHELLA	768-310-003	53839	SLATE DR	Trash Service	1	\$ 29.94	\$ 29.94	\$ 359.28

City of Coachella Final 2022-23 Tax File

Customer Name	Parcel #	Address	Street	Service Level	Units	Monthly Rate	Total Montly Rate	Annual Rate
CITY OF COACHELLA	768-310-003	53839	SLATE DR	Additional Trash	1	\$ 8.47	\$ 8.47	\$ 101.64
CITY OF COACHELLA	768-310-004	53821	SLATE DR	Trash Service	1	\$ 29.94	\$ 29.94	\$ 359.28
CITY OF COACHELLA	768-310-005	53807	SLATE DR	Trash Service	1	\$ 29.94	\$ 29.94	\$ 359.28
CITY OF COACHELLA	768-310-006	53785	SLATE DR	Trash Service	1	\$ 29.94	\$ 29.94	\$ 359.28
CITY OF COACHELLA	768-310-007	53761	SLATE DR	Trash Service	1	\$ 29.94	\$ 29.94	\$ 359.28
CITY OF COACHELLA	768-310-007	53761	SLATE DR	Additional Trash	1	\$ 8.47	\$ 8.47	\$ 101.64
CITY OF COACHELLA	768-310-008	53747	SLATE DR	Trash Service	1	\$ 29.94	\$ 29.94	\$ 359.28
CITY OF COACHELLA	768-310-008	53747	SLATE DR	Additional Trash	1	\$ 8.47	\$ 8.47	\$ 101.64
CITY OF COACHELLA	768-310-009	53721	SLATE DR	Trash Service	1	\$ 29.94	\$ 29.94	\$ 359.28
CITY OF COACHELLA	768-310-010	53693	SLATE DR	Trash Service	1	\$ 29.94	\$ 29.94	\$ 359.28
CITY OF COACHELLA	768-310-010	53693	SLATE DR	Additional Recycle	1	\$ 8.47	\$ 8.47	\$ 101.64
CITY OF COACHELLA	768-310-010	53693	SLATE DR	Additional Trash	1	\$ 8.47	\$ 8.47	\$ 101.64
CITY OF COACHELLA	768-310-011	53671	SLATE DR	Trash Service	1	\$ 29.94	\$ 29.94	\$ 359.28
CITY OF COACHELLA	768-310-012	53670	SIENNA CIR W	Trash Service	1	\$ 29.94	\$ 29.94	\$ 359.28
CITY OF COACHELLA	768-310-013	53692	SIENNA CIR W	Trash Service	1	\$ 29.94	\$ 29.94	\$ 359.28
CITY OF COACHELLA	768-310-014	53720	SIENNA CIR W	Trash Service	1	\$ 29.94	\$ 29.94	\$ 359.28
CITY OF COACHELLA	768-310-014	53720	SIENNA CIR W	Additional Trash	1	\$ 8.47	\$ 8.47	\$ 101.64
CITY OF COACHELLA	768-310-015	53748	SIENNA CIR W	Trash Service	1	\$ 29.94	\$ 29.94	\$ 359.28
CITY OF COACHELLA	768-310-015	53748	SIENNA CIR W	Additional Recycle	1	\$ 8.47	\$ 8.47	\$ 101.64
CITY OF COACHELLA	768-310-015	53748	SIENNA CIR W	Additional Trash	1	\$ 8.47	\$ 8.47	\$ 101.64
CITY OF COACHELLA	768-310-016	53760	SIENNA CIR W	Trash Service	1	\$ 29.94	\$ 29.94	\$ 359.28
CITY OF COACHELLA	768-310-017	53784	SIENNA CIR W	Trash Service	1	\$ 29.94	\$ 29.94	\$ 359.28
CITY OF COACHELLA	768-310-018	53808	SIENNA CIR W	Trash Service	1	\$ 29.94	\$ 29.94	\$ 359.28
CITY OF COACHELLA	768-310-019	53820	SIENNA CIR W	Trash Service	1	\$ 29.94	\$ 29.94	\$ 359.28
CITY OF COACHELLA	768-310-019	53820	SIENNA CIR W	Additional Trash	1	\$ 8.47	\$ 8.47	\$ 101.64
CITY OF COACHELLA	768-310-020	53838	SIENNA CIR W	Trash Service	1	\$ 29.94	\$ 29.94	\$ 359.28
CITY OF COACHELLA	768-310-020	53838	SIENNA CIR W	Additional Trash	1	\$ 8.47	\$ 8.47	\$ 101.64
CITY OF COACHELLA	768-310-021	53846	SIENNA CIR W	Trash Service	1	\$ 29.94	\$ 29.94	\$ 359.28
CITY OF COACHELLA	768-310-021	53846	SIENNA CIR W	Additional Trash	1	\$ 8.47	\$ 8.47	\$ 101.64
CITY OF COACHELLA	768-310-022	53860	SIENNA CIR W	Trash Service	1	\$ 29.94	\$ 29.94	\$ 359.28
CITY OF COACHELLA	768-311-001	84346	SIENNA CIR N	Trash Service	1	\$ 29.94	\$ 29.94	\$ 359.28
CITY OF COACHELLA	768-311-002	84358	SIENNA CIR N	Trash Service	1	\$ 29.94	\$ 29.94	\$ 359.28
CITY OF COACHELLA	768-311-003	84370	SIENNA CIR N	Trash Service	1	\$ 29.94	\$ 29.94	\$ 359.28
CITY OF COACHELLA	768-311-004	84384	SIENNA CIR N	Trash Service	1	\$ 29.94	\$ 29.94	\$ 359.28
CITY OF COACHELLA	768-311-005	84398	SIENNA CIR N	Trash Service	1	\$ 29.94	\$ 29.94	\$ 359.28
CITY OF COACHELLA	768-311-006	84410	SIENNA CIR N	Trash Service	1	\$ 29.94	\$ 29.94	\$ 359.28
CITY OF COACHELLA	768-311-007	84426	SIENNA CIR N	Trash Service	1	\$ 29.94	\$ 29.94	\$ 359.28
CITY OF COACHELLA	768-311-007	84426	SIENNA CIR N	Additional Trash	1	\$ 8.47	\$ 8.47	\$ 101.64
CITY OF COACHELLA	768-311-008	84438	SIENNA CIR N	Trash Service	1	\$ 29.94	\$ 29.94	\$ 359.28
CITY OF COACHELLA	768-311-009	84452	SIENNA CIR N	Trash Service	1	\$ 29.94	\$ 29.94	\$ 359.28

City of Coachella Final 2022-23 Tax File

Customer Name	Parcel #	Address	Street	Service Level	Units	Monthly Rate	Total Montly Rate	Annual Rate
CITY OF COACHELLA	768-311-009	84452	SIENNA CIR N	Additional Trash	1	\$ 8.47	\$ 8.47	\$ 101.64
CITY OF COACHELLA	768-311-010	84460	SIENNA CIR N	Trash Service	1	\$ 29.94	\$ 29.94	\$ 359.28
CITY OF COACHELLA	768-311-010	84460	SIENNA CIR N	Additional Trash	1	\$ 8.47	\$ 8.47	\$ 101.64
CITY OF COACHELLA	768-311-011	84472	SIENNA CIR N	Trash Service	1	\$ 29.94	\$ 29.94	\$ 359.28
CITY OF COACHELLA	768-311-012	84482	SIENNA CIR N	Trash Service	1	\$ 29.94	\$ 29.94	\$ 359.28
CITY OF COACHELLA	768-311-013	53650	SIENNA CIR E	Trash Service	1	\$ 29.94	\$ 29.94	\$ 359.28
CITY OF COACHELLA	768-311-014	53672	SIENNA CIR E	Trash Service	1	\$ 29.94	\$ 29.94	\$ 359.28
CITY OF COACHELLA	768-311-015	53694	SIENNA CIR E	Trash Service	1	\$ 29.94	\$ 29.94	\$ 359.28
CITY OF COACHELLA	768-311-016	53718	SIENNA CIR E	Trash Service	1	\$ 29.94	\$ 29.94	\$ 359.28
CITY OF COACHELLA	768-311-017	53740	SIENNA CIR E	Trash Service	1	\$ 29.94	\$ 29.94	\$ 359.28
CITY OF COACHELLA	768-311-017	53740	SIENNA CIR E	Additional Trash	1	\$ 8.47	\$ 8.47	\$ 101.64
CITY OF COACHELLA	768-311-018	53764	SIENNA CIR E	Trash Service	1	\$ 29.94	\$ 29.94	\$ 359.28
CITY OF COACHELLA	768-311-019	53788	SIENNA CIR E	Trash Service	1	\$ 29.94	\$ 29.94	\$ 359.28
CITY OF COACHELLA	768-311-020	53810	SIENNA CIR E	Trash Service	1	\$ 29.94	\$ 29.94	\$ 359.28
CITY OF COACHELLA	768-312-001	53823	SAPPHIRE LANE	Trash Service	1	\$ 29.94	\$ 29.94	\$ 359.28
CITY OF COACHELLA	768-312-002	53807	SAPPHIRE LANE	Trash Service	1	\$ 29.94	\$ 29.94	\$ 359.28
CITY OF COACHELLA	768-312-003	53785	SAPPHIRE LANE	Trash Service	1	\$ 29.94	\$ 29.94	\$ 359.28
CITY OF COACHELLA	768-312-003	53785	SAPPHIRE LANE	Additional Trash	1	\$ 8.47	\$ 8.47	\$ 101.64
CITY OF COACHELLA	768-312-004	53761	SAPPHIRE LANE	Trash Service	1	\$ 29.94	\$ 29.94	\$ 359.28
CITY OF COACHELLA	768-312-005	53747	SAPPHIRE LANE	Trash Service	1	\$ 29.94	\$ 29.94	\$ 359.28
CITY OF COACHELLA	768-312-006	53721	SAPPHIRE LANE	Trash Service	1	\$ 29.94	\$ 29.94	\$ 359.28
CITY OF COACHELLA	768-312-007	53693	SAPPHIRE LANE	Trash Service	1	\$ 29.94	\$ 29.94	\$ 359.28
CITY OF COACHELLA	768-312-008	53671	SAPPHIRE LANE	Trash Service	1	\$ 29.94	\$ 29.94	\$ 359.28
CITY OF COACHELLA	768-312-009	53670	SLATE DR 3	Trash Service	1	\$ 29.94	\$ 29.94	\$ 359.28
CITY OF COACHELLA	768-312-010	53692	SLATE DR	Trash Service	1	\$ 29.94	\$ 29.94	\$ 359.28
CITY OF COACHELLA	768-312-011	53720	SLATE DR	Trash Service	1	\$ 29.94	\$ 29.94	\$ 359.28
CITY OF COACHELLA	768-312-012	53748	SLATE DR	Trash Service	1	\$ 29.94	\$ 29.94	\$ 359.28
CITY OF COACHELLA	768-312-013	53760	SLATE DR	Trash Service	1	\$ 29.94	\$ 29.94	\$ 359.28
CITY OF COACHELLA	768-312-014	53784	SLATE DR	Trash Service	1	\$ 29.94	\$ 29.94	\$ 359.28
CITY OF COACHELLA	768-312-015	53808	SLATE DR	Trash Service	1	\$ 29.94	\$ 29.94	\$ 359.28
CITY OF COACHELLA	768-312-015	53808	SLATE DR	Additional Trash	1	\$ 8.47	\$ 8.47	\$ 101.64
CITY OF COACHELLA	768-312-016	53820	SLATE DR	Trash Service	1	\$ 29.94	\$ 29.94	\$ 359.28
CITY OF COACHELLA	768-312-017	53832	SLATE DR	Trash Service	1	\$ 29.94	\$ 29.94	\$ 359.28
CITY OF COACHELLA	768-313-001	84471	INDIGO CT	Trash Service	1	\$ 29.94	\$ 29.94	\$ 359.28
CITY OF COACHELLA	768-313-001	84471	INDIGO CT	Additional Trash	1	\$ 8.47	\$ 8.47	\$ 101.64
CITY OF COACHELLA	768-313-002	84459	INDIGO CT	Trash Service	1	\$ 29.94	\$ 29.94	\$ 359.28
CITY OF COACHELLA	768-313-003	84445	INDIGO CT	Trash Service	1	\$ 29.94	\$ 29.94	\$ 359.28
CITY OF COACHELLA	768-313-004	84437	INDIGO CT	Trash Service	1	\$ 29.94	\$ 29.94	\$ 359.28
CITY OF COACHELLA	768-313-005	84417	INDIGO CT	Trash Service	1	\$ 29.94	\$ 29.94	\$ 359.28
CITY OF COACHELLA	768-313-006	84418	INDIGO CT	Trash Service	1	\$ 29.94	\$ 29.94	\$ 359.28

City of Coachella Final 2022-23 Tax File

Customer Name	Parcel #	Address	Street	Service Level	Units	Monthly Rate	Total Montly Rate	Annual Rate
CITY OF COACHELLA	768-313-007	84438	INDIGO CT	Trash Service	1	\$ 29.94	\$ 29.94	\$ 359.28
CITY OF COACHELLA	768-313-008	84446	INDIGO CT	Trash Service	1	\$ 29.94	\$ 29.94	\$ 359.28
CITY OF COACHELLA	768-313-008	84446	INDIGO CT	Additional Trash	1	\$ 8.47	\$ 8.47	\$ 101.64
CITY OF COACHELLA	768-313-009	84460	INDIGO CT	Trash Service	1	\$ 29.94	\$ 29.94	\$ 359.28
CITY OF COACHELLA	768-313-009	84460	INDIGO CT	Additional Trash	1	\$ 8.47	\$ 8.47	\$ 101.64
CITY OF COACHELLA	768-313-009	84460	INDIGO CT	Additional Recycle	1	\$ 8.47	\$ 8.47	\$ 101.64
CITY OF COACHELLA	768-313-010	84470	INDIGO CT	Trash Service	1	\$ 29.94	\$ 29.94	\$ 359.28
CITY OF COACHELLA	768-313-011	84471	SIENNA CIR N	Trash Service	1	\$ 29.94	\$ 29.94	\$ 359.28
CITY OF COACHELLA	768-313-012	84459	SIENNA CIR N	Trash Service	1	\$ 29.94	\$ 29.94	\$ 359.28
CITY OF COACHELLA	768-313-013	84445	SIENNA CIR N	Trash Service	1	\$ 29.94	\$ 29.94	\$ 359.28
CITY OF COACHELLA	768-313-014	84437	SIENNA CIR N	Trash Service	1	\$ 29.94	\$ 29.94	\$ 359.28
CITY OF COACHELLA	768-313-015	84417	SIENNA CIR N	Trash Service	1	\$ 29.94	\$ 29.94	\$ 359.28
CITY OF COACHELLA	768-313-016	53670	SAPPHIRE LANE	Trash Service	1	\$ 29.94	\$ 29.94	\$ 359.28
CITY OF COACHELLA	768-313-017	53692	SAPPHIRE LANE	Trash Service	1	\$ 29.94	\$ 29.94	\$ 359.28
CITY OF COACHELLA	768-313-018	53720	SAPPHIRE LANE	Trash Service	1	\$ 29.94	\$ 29.94	\$ 359.28
CITY OF COACHELLA	768-313-019	53746	SAPPHIRE LANE	Trash Service	1	\$ 29.94	\$ 29.94	\$ 359.28
CITY OF COACHELLA	768-313-020	53762	SAPPHIRE LANE	Trash Service	1	\$ 29.94	\$ 29.94	\$ 359.28
CITY OF COACHELLA	768-313-021	53786	SAPPHIRE LANE	Trash Service	1	\$ 29.94	\$ 29.94	\$ 359.28
CITY OF COACHELLA	768-313-022	53808	SAPPHIRE LANE	Trash Service	1	\$ 29.94	\$ 29.94	\$ 359.28
CITY OF COACHELLA	768-314-001	53859	SIENNA CIR W	Trash Service	1	\$ 29.94	\$ 29.94	\$ 359.28
CITY OF COACHELLA	768-314-002	53841	SIENNA CIR W	Trash Service	1	\$ 29.94	\$ 29.94	\$ 359.28
CITY OF COACHELLA	768-314-003	53839	SIENNA CIR W	Trash Service	1	\$ 29.94	\$ 29.94	\$ 359.28
CITY OF COACHELLA	768-314-004	53821	SIENNA CIR W	Trash Service	1	\$ 29.94	\$ 29.94	\$ 359.28
CITY OF COACHELLA	768-314-005	53807	SIENNA CIR W	Trash Service	1	\$ 29.94	\$ 29.94	\$ 359.28
CITY OF COACHELLA	768-314-006	53785	SIENNA CIR W	Trash Service	1	\$ 29.94	\$ 29.94	\$ 359.28
CITY OF COACHELLA	768-314-007	53771	SIENNA CIR W	Trash Service	1	\$ 29.94	\$ 29.94	\$ 359.28
CITY OF COACHELLA	768-314-008	53757	SIENNA CIR W	Trash Service	1	\$ 29.94	\$ 29.94	\$ 359.28
CITY OF COACHELLA	768-314-009	53743	SIENNA CIR W	Trash Service	1	\$ 29.94	\$ 29.94	\$ 359.28
CITY OF COACHELLA	768-314-010	53729	SIENNA CIR W	Trash Service	1	\$ 29.94	\$ 29.94	\$ 359.28
CITY OF COACHELLA	768-314-011	53715	SIENNA CIR W	Trash Service	1	\$ 29.94	\$ 29.94	\$ 359.28
CITY OF COACHELLA	768-314-011	53715	SIENNA CIR W	Additional Trash	1	\$ 8.47	\$ 8.47	\$ 101.64
CITY OF COACHELLA	768-314-012	53701	SIENNA CIR W	Trash Service	1	\$ 29.94	\$ 29.94	\$ 359.28
CITY OF COACHELLA	768-314-013	53687	SIENNA CIR W	Trash Service	1	\$ 29.94	\$ 29.94	\$ 359.28
CITY OF COACHELLA	768-314-013	53687	SIENNA CIR W	Additional Trash	1	\$ 8.47	\$ 8.47	\$ 101.64
CITY OF COACHELLA	768-314-014	84318	SIENNA CIR N	Trash Service	1	\$ 29.94	\$ 29.94	\$ 359.28
CITY OF COACHELLA	768-314-015	84328	SIENNA CIR N	Trash Service	1	\$ 29.94	\$ 29.94	\$ 359.28
CITY OF COACHELLA	768-314-016	84338	SIENNA CIR N	Trash Service	1	\$ 29.94	\$ 29.94	\$ 359.28
CITY OF COACHELLA	768-320-001	53977	SIENNA CIR W	Trash Service	1	\$ 29.94	\$ 29.94	\$ 359.28
CITY OF COACHELLA	768-320-002	53973	SIENNA CIR W	Trash Service	1	\$ 29.94	\$ 29.94	\$ 359.28
CITY OF COACHELLA	768-320-003	53969	SIENNA CIR W	Trash Service	1	\$ 29.94	\$ 29.94	\$ 359.28

City of Coachella Final 2022-23 Tax File

Customer Name	Parcel #	Address	Street	Service Level	Units	Monthly Rate	Total Montly Rate	Annual Rate
CITY OF COACHELLA	768-320-004	53967	SIENNA CIR W	Trash Service	1	\$ 29.94	\$ 29.94	\$ 359.28
CITY OF COACHELLA	768-320-005	53963	TOPAZ CT	Trash Service	1	\$ 29.94	\$ 29.94	\$ 359.28
CITY OF COACHELLA	768-320-006	53959	TOPAZ CT	Trash Service	1	\$ 29.94	\$ 29.94	\$ 359.28
CITY OF COACHELLA	768-320-007	53949	TOPAZ CT	Trash Service	1	\$ 29.94	\$ 29.94	\$ 359.28
CITY OF COACHELLA	768-320-008	53913	SIENNA CIR W	Trash Service	1	\$ 29.94	\$ 29.94	\$ 359.28
CITY OF COACHELLA	768-320-008	53913	SIENNA CIR W	Yard Service	1	\$ 10.01	\$ 10.01	\$ 120.12
CITY OF COACHELLA	768-320-009	53873	SIENNA CIR W	Trash Service	1	\$ 29.94	\$ 29.94	\$ 359.28
CITY OF COACHELLA	768-320-010	53865	SIENNA CIR W	Trash Service	1	\$ 29.94	\$ 29.94	\$ 359.28
CITY OF COACHELLA	768-321-001	53943	SLATE DR	Trash Service	1	\$ 29.94	\$ 29.94	\$ 359.28
CITY OF COACHELLA	768-321-002	53933	SLATE DR	Trash Service	1	\$ 29.94	\$ 29.94	\$ 359.28
CITY OF COACHELLA	768-321-003	53913	SLATE DR	Trash Service	1	\$ 29.94	\$ 29.94	\$ 359.28
CITY OF COACHELLA	768-321-004	53871	SLATE DR	Trash Service	1	\$ 29.94	\$ 29.94	\$ 359.28
CITY OF COACHELLA	768-321-005	53870	SIENNA CIR W	Trash Service	1	\$ 29.94	\$ 29.94	\$ 359.28
CITY OF COACHELLA	768-321-006	53914	SIENNA CIR W	Trash Service	1	\$ 29.94	\$ 29.94	\$ 359.28
CITY OF COACHELLA	768-321-007	53940	SIENNA CIR W	Trash Service	1	\$ 29.94	\$ 29.94	\$ 359.28
CITY OF COACHELLA	768-322-001	84358	SCARLET WAY	Trash Service	1	\$ 29.94	\$ 29.94	\$ 359.28
CITY OF COACHELLA	768-322-002	84374	SCARLET WAY	Trash Service	1	\$ 29.94	\$ 29.94	\$ 359.28
CITY OF COACHELLA	768-322-003	84386	SCARLET WAY	Trash Service	1	\$ 29.94	\$ 29.94	\$ 359.28
CITY OF COACHELLA	768-323-001	84410	SCARLET WAY	Trash Service	1	\$ 29.94	\$ 29.94	\$ 359.28
CITY OF COACHELLA	768-323-001	84410	SCARLET WAY	Additional Trash	1	\$ 8.47	\$ 8.47	\$ 101.64
CITY OF COACHELLA	768-323-002	84422	SCARLET WAY	Trash Service	1	\$ 29.94	\$ 29.94	\$ 359.28
CITY OF COACHELLA	768-323-003	84434	SCARLET WAY	Trash Service	1	\$ 29.94	\$ 29.94	\$ 359.28
CITY OF COACHELLA	768-323-004	84444	SCARLET WAY	Trash Service	1	\$ 29.94	\$ 29.94	\$ 359.28
CITY OF COACHELLA	768-323-004	84444	SCARLET WAY	Additional Trash	1	\$ 8.47	\$ 8.47	\$ 101.64
CITY OF COACHELLA	768-323-005	84458	SCARLET WAY	Trash Service	1	\$ 29.94	\$ 29.94	\$ 359.28
CITY OF COACHELLA	768-323-006	84470	SCARLET WAY	Trash Service	1	\$ 29.94	\$ 29.94	\$ 359.28
CITY OF COACHELLA	768-323-006	84470	SCARLET WAY	Additional Trash	1	\$ 8.47	\$ 8.47	\$ 101.64
CITY OF COACHELLA	768-323-006	84470	SCARLET WAY	Additional Recycle	1	\$ 8.47	\$ 8.47	\$ 101.64
CITY OF COACHELLA	768-324-001	53828	SIENNA CIR E	Trash Service	1	\$ 29.94	\$ 29.94	\$ 359.28
CITY OF COACHELLA	768-325-001	53872	AMETHYST CT	Trash Service	1	\$ 29.94	\$ 29.94	\$ 359.28
CITY OF COACHELLA	768-325-002	53892	AMETHYST CT	Trash Service	1	\$ 29.94	\$ 29.94	\$ 359.28
CITY OF COACHELLA	768-325-003	53916	AMETHYST CT	Trash Service	1	\$ 29.94	\$ 29.94	\$ 359.28
CITY OF COACHELLA	768-325-004	53938	AMETHYST CT	Trash Service	1	\$ 29.94	\$ 29.94	\$ 359.28
CITY OF COACHELLA	768-325-005	53946	AMETHYST CT	Trash Service	1	\$ 29.94	\$ 29.94	\$ 359.28
CITY OF COACHELLA	768-325-006	53954	AMETHYST CT	Trash Service	1	\$ 29.94	\$ 29.94	\$ 359.28
CITY OF COACHELLA	768-325-007	53966	AMETHYST CT	Trash Service	1	\$ 29.94	\$ 29.94	\$ 359.28
CITY OF COACHELLA	768-325-008	53968	AMETHYST CT	Trash Service	1	\$ 29.94	\$ 29.94	\$ 359.28
CITY OF COACHELLA	768-325-009	53963	AMETHYST CT	Trash Service	1	\$ 29.94	\$ 29.94	\$ 359.28
CITY OF COACHELLA	768-325-009	53963	AMETHYST CT	Additional Trash	1	\$ 8.47	\$ 8.47	\$ 101.64
CITY OF COACHELLA	768-325-010	53953	AMETHYST CT	Trash Service	1	\$ 29.94	\$ 29.94	\$ 359.28

City of Coachella Final 2022-23 Tax File

Customer Name	Parcel #	Address	Street	Service Level	Units	Monthly Rate	Total Montly Rate	Annual Rate
CITY OF COACHELLA	768-325-011	53943	AMETHYST CT	Trash Service	1	\$ 29.94	\$ 29.94	\$ 359.28
CITY OF COACHELLA	768-325-012	53935	AMETHYST CT	Trash Service	1	\$ 29.94	\$ 29.94	\$ 359.28
CITY OF COACHELLA	768-325-013	53913	AMETHYST CT	Trash Service	1	\$ 29.94	\$ 29.94	\$ 359.28
CITY OF COACHELLA	768-325-014	53891	AMETHYST CT	Trash Service	1	\$ 29.94	\$ 29.94	\$ 359.28
CITY OF COACHELLA	768-325-015	53871	AMETHYST CT	Trash Service	1	\$ 29.94	\$ 29.94	\$ 359.28
CITY OF COACHELLA	768-325-016	84443	SCARLET WAY	Trash Service	1	\$ 29.94	\$ 29.94	\$ 359.28
CITY OF COACHELLA	768-325-017	53880	MAHOGANY CT	Trash Service	1	\$ 29.94	\$ 29.94	\$ 359.28
CITY OF COACHELLA	768-325-018	53916	MAHOGANY CT	Trash Service	1	\$ 29.94	\$ 29.94	\$ 359.28
CITY OF COACHELLA	768-325-019	53934	MAHOGANY CT	Trash Service	1	\$ 29.94	\$ 29.94	\$ 359.28
CITY OF COACHELLA	768-325-020	53946	MAHOGANY CT	Trash Service	1	\$ 29.94	\$ 29.94	\$ 359.28
CITY OF COACHELLA	768-325-021	53964	MAHOGANY CT	Trash Service	1	\$ 29.94	\$ 29.94	\$ 359.28
CITY OF COACHELLA	768-325-022	53968	MAHOGANY CT	Trash Service	1	\$ 29.94	\$ 29.94	\$ 359.28
CITY OF COACHELLA	768-325-023	53963	MAHOGANY CT	Trash Service	1	\$ 29.94	\$ 29.94	\$ 359.28
CITY OF COACHELLA	768-325-024	53953	MAHOGANY CT	Trash Service	1	\$ 29.94	\$ 29.94	\$ 359.28
CITY OF COACHELLA	768-325-025	53943	MAHOGANY CT	Trash Service	1	\$ 29.94	\$ 29.94	\$ 359.28
CITY OF COACHELLA	768-325-026	53933	MAHOGANY CT	Trash Service	1	\$ 29.94	\$ 29.94	\$ 359.28
CITY OF COACHELLA	768-325-027	84387	SCARLET WAY	Trash Service	1	\$ 29.94	\$ 29.94	\$ 359.28
CITY OF COACHELLA	768-325-028	84375	SCARLET WAY	Trash Service	1	\$ 29.94	\$ 29.94	\$ 359.28
CITY OF COACHELLA	768-325-029	84357	SCARLET WAY	Trash Service	1	\$ 29.94	\$ 29.94	\$ 359.28
CITY OF COACHELLA	768-325-031	84360	AVE 54	Trash Service	1	\$ 29.94	\$ 29.94	\$ 359.28
CITY OF COACHELLA	768-325-032	84350	AVE 54	Trash Service	1	\$ 29.94	\$ 29.94	\$ 359.28
CITY OF COACHELLA	768-340-002	84761	CALLE ROJO	Trash Service	1	\$ 29.94	\$ 29.94	\$ 359.28
CITY OF COACHELLA	768-340-003	84763	CALLE ROJO	Trash Service	1	\$ 29.94	\$ 29.94	\$ 359.28
CITY OF COACHELLA	768-340-004	84765	CALLE ROJO	Trash Service	1	\$ 29.94	\$ 29.94	\$ 359.28
CITY OF COACHELLA	768-340-004	84765	CALLE ROJO	Additional Trash	1	\$ 8.47	\$ 8.47	\$ 101.64
CITY OF COACHELLA	768-340-011	52487	CALLE EMPALME	Trash Service	1	\$ 29.94	\$ 29.94	\$ 359.28
CITY OF COACHELLA	768-340-012	52465	CALLE EMPALME	Trash Service	1	\$ 29.94	\$ 29.94	\$ 359.28
CITY OF COACHELLA	768-340-013	52435	CALLE EMPALME	Trash Service	1	\$ 29.94	\$ 29.94	\$ 359.28
CITY OF COACHELLA	768-340-013	52435	CALLE EMPALME	Additional Trash	1	\$ 8.47	\$ 8.47	\$ 101.64
CITY OF COACHELLA	768-340-014	52407	CALLE EMPALME	Trash Service	1	\$ 29.94	\$ 29.94	\$ 359.28
CITY OF COACHELLA	768-340-014	52407	CALLE EMPALME	Additional Trash	1	\$ 8.47	\$ 8.47	\$ 101.64
CITY OF COACHELLA	768-340-015	52375	CALLE EMPALME	Trash Service	1	\$ 29.94	\$ 29.94	\$ 359.28
CITY OF COACHELLA	768-340-016	52355	CALLE EMPALME	Trash Service	1	\$ 29.94	\$ 29.94	\$ 359.28
CITY OF COACHELLA	768-340-017	52335	CALLE EMPALME	Trash Service	1	\$ 29.94	\$ 29.94	\$ 359.28
CITY OF COACHELLA	768-340-017	52335	CALLE EMPALME	Additional Trash	1	\$ 8.47	\$ 8.47	\$ 101.64
CITY OF COACHELLA	768-350-001	52781	FAMILY CIR	Trash Service	1	\$ 29.94	\$ 29.94	\$ 359.28
CITY OF COACHELLA	768-360-001	52821	CALLE DIEGO	Trash Service	1	\$ 29.94	\$ 29.94	\$ 359.28
CITY OF COACHELLA	768-360-002	52861	CALLE DIEGO	Trash Service	1	\$ 29.94	\$ 29.94	\$ 359.28
CITY OF COACHELLA	768-360-003	52875	CALLE DIEGO	Trash Service	1	\$ 29.94	\$ 29.94	\$ 359.28
CITY OF COACHELLA	768-361-001	52876	CALLE DIEGO	Trash Service	1	\$ 29.94	\$ 29.94	\$ 359.28

City of Coachella Final 2022-23 Tax File

Customer Name	Parcel #	Address	Street	Service Level	Units	Monthly Rate	Total Montly Rate	Annual Rate
CITY OF COACHELLA	768-361-002	52856	CALLE DIEGO	Trash Service	1	\$ 29.94	\$ 29.94	\$ 359.28
CITY OF COACHELLA	768-361-003	52850	CALLE DIEGO	Trash Service	1	\$ 29.94	\$ 29.94	\$ 359.28
CITY OF COACHELLA	768-361-004	84561	CALLE GREGORIO	Trash Service	1	\$ 29.94	\$ 29.94	\$ 359.28
CITY OF COACHELLA	768-361-005	84567	CALLE GREGORIO	Trash Service	1	\$ 29.94	\$ 29.94	\$ 359.28
CITY OF COACHELLA	768-361-006	84571	CALLE GREGORIO	Trash Service	1	\$ 29.94	\$ 29.94	\$ 359.28
CITY OF COACHELLA	768-361-007	84577	CALLE GREGORIO	Trash Service	1	\$ 29.94	\$ 29.94	\$ 359.28
CITY OF COACHELLA	768-361-008	84583	CALLE GREGORIO	Trash Service	1	\$ 29.94	\$ 29.94	\$ 359.28
CITY OF COACHELLA	768-361-008	84583	CALLE GREGORIO	Additional Trash	1	\$ 8.47	\$ 8.47	\$ 101.64
CITY OF COACHELLA	768-361-009	84589	CALLE GREGORIO	Trash Service	1	\$ 29.94	\$ 29.94	\$ 359.28
CITY OF COACHELLA	768-361-010	84595	CALLE GREGORIO	Trash Service	1	\$ 29.94	\$ 29.94	\$ 359.28
CITY OF COACHELLA	768-361-011	84599	CALLE GREGORIO	Trash Service	1	\$ 29.94	\$ 29.94	\$ 359.28
CITY OF COACHELLA	768-361-012	52865	CALLE LEANDRO	Trash Service	1	\$ 29.94	\$ 29.94	\$ 359.28
CITY OF COACHELLA	768-361-013	84580	CALLE BERNARDO	Trash Service	1	\$ 29.94	\$ 29.94	\$ 359.28
CITY OF COACHELLA	768-361-014	84571	CALLE BERNARDO	Trash Service	1	\$ 29.94	\$ 29.94	\$ 359.28
CITY OF COACHELLA	768-362-001	52862	CALLE LEANDRO	Trash Service	1	\$ 29.94	\$ 29.94	\$ 359.28
CITY OF COACHELLA	768-362-002	52852	CALLE LEANDRO	Trash Service	1	\$ 29.94	\$ 29.94	\$ 359.28
CITY OF COACHELLA	768-362-003	52838	CALLE LEANDRO	Trash Service	1	\$ 29.94	\$ 29.94	\$ 359.28
CITY OF COACHELLA	768-362-004	52826	CALLE LEANDRO	Trash Service	1	\$ 29.94	\$ 29.94	\$ 359.28
CITY OF COACHELLA	768-362-005	52822	CALLE LEANDRO	Trash Service	1	\$ 29.94	\$ 29.94	\$ 359.28
CITY OF COACHELLA	768-362-006	52810	CALLE LEANDRO	Trash Service	1	\$ 29.94	\$ 29.94	\$ 359.28
CITY OF COACHELLA	768-362-007	52798	CALLE LEANDRO	Trash Service	1	\$ 29.94	\$ 29.94	\$ 359.28
CITY OF COACHELLA	768-362-008	52788	CALLE LEANDRO	Trash Service	1	\$ 29.94	\$ 29.94	\$ 359.28
CITY OF COACHELLA	768-362-009	52776	CALLE LEANDRO	Trash Service	1	\$ 29.94	\$ 29.94	\$ 359.28
CITY OF COACHELLA	768-362-010	52770	CALLE LEANDRO	Trash Service	1	\$ 29.94	\$ 29.94	\$ 359.28
CITY OF COACHELLA	768-362-011	52769	CALLE LEANDRO	Trash Service	1	\$ 29.94	\$ 29.94	\$ 359.28
CITY OF COACHELLA	768-362-013	52783	CALLE LEANDRO	Trash Service	1	\$ 29.94	\$ 29.94	\$ 359.28
CITY OF COACHELLA	768-362-014	52793	CALLE LEANDRO	Trash Service	1	\$ 29.94	\$ 29.94	\$ 359.28
CITY OF COACHELLA	768-362-015	52805	CALLE LEANDRO	Trash Service	1	\$ 29.94	\$ 29.94	\$ 359.28
CITY OF COACHELLA	768-362-016	52817	CALLE LEANDRO	Trash Service	1	\$ 29.94	\$ 29.94	\$ 359.28
CITY OF COACHELLA	768-362-017	84594	CALLE GREGORIO	Trash Service	1	\$ 29.94	\$ 29.94	\$ 359.28
CITY OF COACHELLA	768-362-018	84588	CALLE GREGORIO	Trash Service	1	\$ 29.94	\$ 29.94	\$ 359.28
CITY OF COACHELLA	768-362-019	84582	CALLE GREGORIO	Trash Service	1	\$ 29.94	\$ 29.94	\$ 359.28
CITY OF COACHELLA	768-362-020	84576	CALLE GREGORIO	Trash Service	1	\$ 29.94	\$ 29.94	\$ 359.28
CITY OF COACHELLA	768-362-021	84570	CALLE GREGORIO	Trash Service	1	\$ 29.94	\$ 29.94	\$ 359.28
CITY OF COACHELLA	768-362-022	84566	CALLE GREGORIO	Trash Service	1	\$ 29.94	\$ 29.94	\$ 359.28
CITY OF COACHELLA	768-362-023	84560	CALLE GREGORIO	Trash Service	1	\$ 29.94	\$ 29.94	\$ 359.28
CITY OF COACHELLA	768-362-024	84548	CALLE GREGORIO	Trash Service	1	\$ 29.94	\$ 29.94	\$ 359.28
CITY OF COACHELLA	768-362-025	84538	CALLE GREGORIO	Trash Service	1	\$ 29.94	\$ 29.94	\$ 359.28
CITY OF COACHELLA	768-362-026	84526	CALLE GREGORIO	Trash Service	1	\$ 29.94	\$ 29.94	\$ 359.28
CITY OF COACHELLA	768-362-027	84514	CALLE GREGORIO	Trash Service	1	\$ 29.94	\$ 29.94	\$ 359.28

City of Coachella Final 2022-23 Tax File

Customer Name	Parcel #	Address	Street	Service Level	Units	Monthly Rate	Total Montly Rate	Annual Rate
CITY OF COACHELLA	768-362-029	52771	CALLE LEANDRO	Trash Service	1	\$ 29.94	\$ 29.94	\$ 359.28
CITY OF COACHELLA	768-370-001	52887	CALLE DIEGO	Trash Service	1	\$ 29.94	\$ 29.94	\$ 359.28
CITY OF COACHELLA	768-370-001	52887	CALLE DIEGO	Additional Recycle	1	\$ 8.47	\$ 8.47	\$ 101.64
CITY OF COACHELLA	768-370-002	52899	CALLE DIEGO	Trash Service	1	\$ 29.94	\$ 29.94	\$ 359.28
CITY OF COACHELLA	768-370-003	52913	CALLE DIEGO	Trash Service	1	\$ 29.94	\$ 29.94	\$ 359.28
CITY OF COACHELLA	768-370-004	52923	CALLE DIEGO	Trash Service	1	\$ 29.94	\$ 29.94	\$ 359.28
CITY OF COACHELLA	768-370-004	52923	CALLE DIEGO	Additional Trash	1	\$ 8.47	\$ 8.47	\$ 101.64
CITY OF COACHELLA	768-370-005	52933	CALLE DIEGO	Trash Service	1	\$ 29.94	\$ 29.94	\$ 359.28
CITY OF COACHELLA	768-370-006	52945	CALLE DIEGO	Trash Service	1	\$ 29.94	\$ 29.94	\$ 359.28
CITY OF COACHELLA	768-370-007	84569	VIA SANTIAGO	Trash Service	1	\$ 29.94	\$ 29.94	\$ 359.28
CITY OF COACHELLA	768-370-008	84571	VIA SANTIAGO	Trash Service	1	\$ 29.94	\$ 29.94	\$ 359.28
CITY OF COACHELLA	768-370-008	84571	VIA SANTIAGO	Additional Trash	1	\$ 8.47	\$ 8.47	\$ 101.64
CITY OF COACHELLA	768-370-009	84559	VIA SANTIAGO	Trash Service	1	\$ 29.94	\$ 29.94	\$ 359.28
CITY OF COACHELLA	768-370-010	84549	CALLE DIEGO	Trash Service	1	\$ 29.94	\$ 29.94	\$ 359.28
CITY OF COACHELLA	768-370-011	84561	CALLE DIEGO	Trash Service	1	\$ 29.94	\$ 29.94	\$ 359.28
CITY OF COACHELLA	768-370-012	84573	CALLE DIEGO	Trash Service	1	\$ 29.94	\$ 29.94	\$ 359.28
CITY OF COACHELLA	768-370-013	84579	CALLE DIEGO	Trash Service	1	\$ 29.94	\$ 29.94	\$ 359.28
CITY OF COACHELLA	768-370-014	84585	CALLE DIEGO	Trash Service	1	\$ 29.94	\$ 29.94	\$ 359.28
CITY OF COACHELLA	768-370-015	84591	CALLE DIEGO	Trash Service	1	\$ 29.94	\$ 29.94	\$ 359.28
CITY OF COACHELLA	768-370-016	84597	CALLE DIEGO	Trash Service	1	\$ 29.94	\$ 29.94	\$ 359.28
CITY OF COACHELLA	768-370-017	84601	CALLE DIEGO	Trash Service	1	\$ 29.94	\$ 29.94	\$ 359.28
CITY OF COACHELLA	768-370-018	84607	CALLE DIEGO	Trash Service	1	\$ 29.94	\$ 29.94	\$ 359.28
CITY OF COACHELLA	768-370-019	84613	CALLE DIEGO	Trash Service	1	\$ 29.94	\$ 29.94	\$ 359.28
CITY OF COACHELLA	768-370-020	84619	CALLE DIEGO	Trash Service	1	\$ 29.94	\$ 29.94	\$ 359.28
CITY OF COACHELLA	768-371-001	84629	CALLE DIEGO	Trash Service	1	\$ 29.94	\$ 29.94	\$ 359.28
CITY OF COACHELLA	768-371-002	84635	CALLE DIEGO	Trash Service	1	\$ 29.94	\$ 29.94	\$ 359.28
CITY OF COACHELLA	768-371-003	84641	CALLE DIEGO	Trash Service	1	\$ 29.94	\$ 29.94	\$ 359.28
CITY OF COACHELLA	768-371-004	84647	CALLE DIEGO	Trash Service	1	\$ 29.94	\$ 29.94	\$ 359.28
CITY OF COACHELLA	768-371-005	84644	CALLE DIEGO	Trash Service	1	\$ 29.94	\$ 29.94	\$ 359.28
CITY OF COACHELLA	768-371-006	84638	CALLE DIEGO	Trash Service	1	\$ 29.94	\$ 29.94	\$ 359.28
CITY OF COACHELLA	768-371-007	84632	CALLE DIEGO	Trash Service	1	\$ 29.94	\$ 29.94	\$ 359.28
CITY OF COACHELLA	768-371-008	84626	CALLE DIEGO	Trash Service	1	\$ 29.94	\$ 29.94	\$ 359.28
CITY OF COACHELLA	768-371-009	52926	CALLE LEANDRO	Trash Service	1	\$ 29.94	\$ 29.94	\$ 359.28
CITY OF COACHELLA	768-371-010	84629	CALLE BERNARDO	Trash Service	1	\$ 29.94	\$ 29.94	\$ 359.28
CITY OF COACHELLA	768-371-011	84635	CALLE BERNARDO	Trash Service	1	\$ 29.94	\$ 29.94	\$ 359.28
CITY OF COACHELLA	768-371-012	84641	CALLE BERNARDO	Trash Service	1	\$ 29.94	\$ 29.94	\$ 359.28
CITY OF COACHELLA	768-371-013	84647	CALLE BERNARDO	Trash Service	1	\$ 29.94	\$ 29.94	\$ 359.28
CITY OF COACHELLA	768-371-014	84644	CALLE BERNARDO	Trash Service	1	\$ 29.94	\$ 29.94	\$ 359.28
CITY OF COACHELLA	768-371-014	84644	CALLE BERNARDO	Additional Trash	1	\$ 8.47	\$ 8.47	\$ 101.64
CITY OF COACHELLA	768-371-015	84638	CALLE BERNARDO	Trash Service	1	\$ 29.94	\$ 29.94	\$ 359.28

City of Coachella Final 2022-23 Tax File

Customer Name	Parcel #	Address	Street	Service Level	Units	Monthly Rate	Total Montly Rate	Annual Rate
CITY OF COACHELLA	768-371-015	84638	CALLE BERNARDO	Additional Trash	1	\$ 8.47	\$ 8.47	\$ 101.64
CITY OF COACHELLA	768-371-016	84632	CALLE BERNARDO	Trash Service	1	\$ 29.94	\$ 29.94	\$ 359.28
CITY OF COACHELLA	768-371-016	84632	CALLE BERNARDO	Additional Trash	1	\$ 8.47	\$ 8.47	\$ 101.64
CITY OF COACHELLA	768-371-017	84626	CALLE BERNARDO	Trash Service	1	\$ 29.94	\$ 29.94	\$ 359.28
CITY OF COACHELLA	768-371-018	52884	CALLE LEANDRO	Trash Service	1	\$ 29.94	\$ 29.94	\$ 359.28
CITY OF COACHELLA	768-371-019	52872	CALLE LEANDRO	Trash Service	1	\$ 29.94	\$ 29.94	\$ 359.28
CITY OF COACHELLA	768-372-001	84618	CALLE DIEGO	Trash Service	1	\$ 29.94	\$ 29.94	\$ 359.28
CITY OF COACHELLA	768-372-002	84612	CALLE DIEGO	Trash Service	1	\$ 29.94	\$ 29.94	\$ 359.28
CITY OF COACHELLA	768-372-003	84606	CALLE DIEGO	Trash Service	1	\$ 29.94	\$ 29.94	\$ 359.28
CITY OF COACHELLA	768-372-005	84596	CALLE DIEGO	Trash Service	1	\$ 29.94	\$ 29.94	\$ 359.28
CITY OF COACHELLA	768-372-006	84590	CALLE DIEGO	Trash Service	1	\$ 29.94	\$ 29.94	\$ 359.28
CITY OF COACHELLA	768-372-007	84584	CALLE DIEGO	Trash Service	1	\$ 29.94	\$ 29.94	\$ 359.28
CITY OF COACHELLA	768-372-008	84574	CALLE DIEGO	Trash Service	1	\$ 29.94	\$ 29.94	\$ 359.28
CITY OF COACHELLA	768-372-009	84562	CALLE DIEGO	Trash Service	1	\$ 29.94	\$ 29.94	\$ 359.28
CITY OF COACHELLA	768-372-010	52936	CALLE DIEGO	Trash Service	1	\$ 29.94	\$ 29.94	\$ 359.28
CITY OF COACHELLA	768-372-011	52922	CALLE DIEGO	Trash Service	1	\$ 29.94	\$ 29.94	\$ 359.28
CITY OF COACHELLA	768-372-012	52900	CALLE DIEGO	Trash Service	1	\$ 29.94	\$ 29.94	\$ 359.28
CITY OF COACHELLA	768-372-013	52890	CALLE DIEGO	Trash Service	1	\$ 29.94	\$ 29.94	\$ 359.28
CITY OF COACHELLA	768-372-014	52888	CALLE DIEGO	Trash Service	1	\$ 29.94	\$ 29.94	\$ 359.28
CITY OF COACHELLA	768-372-015	52881	CALLE LEANDRO	Trash Service	1	\$ 29.94	\$ 29.94	\$ 359.28
CITY OF COACHELLA	768-372-016	84610	CALLE BERNARDO	Trash Service	1	\$ 29.94	\$ 29.94	\$ 359.28
CITY OF COACHELLA	768-372-017	84604	CALLE BERNARDO	Trash Service	1	\$ 29.94	\$ 29.94	\$ 359.28
CITY OF COACHELLA	768-372-018	84598	CALLE BERNARDO	Trash Service	1	\$ 29.94	\$ 29.94	\$ 359.28
CITY OF COACHELLA	768-372-019	84592	CALLE BERNARDO	Trash Service	1	\$ 29.94	\$ 29.94	\$ 359.28
CITY OF COACHELLA	768-372-020	84586	CALLE BERNARDO	Trash Service	1	\$ 29.94	\$ 29.94	\$ 359.28
CITY OF COACHELLA	768-372-021	84584	CALLE BERNARDO	Trash Service	1	\$ 29.94	\$ 29.94	\$ 359.28
CITY OF COACHELLA	768-372-022	84573	CALLE BERNARDO	Trash Service	1	\$ 29.94	\$ 29.94	\$ 359.28
CITY OF COACHELLA	768-372-023	84575	CALLE BERNARDO	Trash Service	1	\$ 29.94	\$ 29.94	\$ 359.28
CITY OF COACHELLA	768-372-024	84577	CALLE BERNARDO	Trash Service	1	\$ 29.94	\$ 29.94	\$ 359.28
CITY OF COACHELLA	768-372-024	84577	CALLE BERNARDO	Additional Recycle	1	\$ 8.47	\$ 8.47	\$ 101.64
CITY OF COACHELLA	768-372-025	84581	CALLE BERNARDO	Trash Service	1	\$ 29.94	\$ 29.94	\$ 359.28
CITY OF COACHELLA	768-372-026	84583	CALLE BERNARDO	Trash Service	1	\$ 29.94	\$ 29.94	\$ 359.28
CITY OF COACHELLA	768-372-027	84589	CALLE BERNARDO	Trash Service	1	\$ 29.94	\$ 29.94	\$ 359.28
CITY OF COACHELLA	768-372-028	84595	CALLE BERNARDO	Trash Service	1	\$ 29.94	\$ 29.94	\$ 359.28
CITY OF COACHELLA	768-372-029	84601	CALLE BERNARDO	Trash Service	1	\$ 29.94	\$ 29.94	\$ 359.28
CITY OF COACHELLA	768-372-030	84607	CALLE BERNARDO	Trash Service	1	\$ 29.94	\$ 29.94	\$ 359.28
CITY OF COACHELLA	768-372-031	84613	CALLE BERNARDO	Trash Service	1	\$ 29.94	\$ 29.94	\$ 359.28
CITY OF COACHELLA	768-372-032	84617	CALLE BERNARDO	Trash Service	1	\$ 29.94	\$ 29.94	\$ 359.28
CITY OF COACHELLA	768-380-001	52120	CALLE EMPALME	Trash Service	1	\$ 29.94	\$ 29.94	\$ 359.28
CITY OF COACHELLA	768-380-002	52138	CALLE EMPALME	Trash Service	1	\$ 29.94	\$ 29.94	\$ 359.28

City of Coachella Final 2022-23 Tax File

Customer Name	Parcel #	Address	Street	Service Level	Units	Monthly Rate	Total Montly Rate	Annual Rate
CITY OF COACHELLA	768-380-002	52138	CALLE EMPALME	Additional Trash	1	\$ 8.47	\$ 8.47	\$ 101.64
CITY OF COACHELLA	768-380-003	52142	CALLE EMPALME	Trash Service	1	\$ 29.94	\$ 29.94	\$ 359.28
CITY OF COACHELLA	768-380-003	52142	CALLE EMPALME	Additional Trash	1	\$ 8.47	\$ 8.47	\$ 101.64
CITY OF COACHELLA	768-380-004	52174	CALLE EMPALME	Trash Service	1	\$ 29.94	\$ 29.94	\$ 359.28
CITY OF COACHELLA	768-380-005	52192	CALLE EMPALME	Trash Service	1	\$ 29.94	\$ 29.94	\$ 359.28
CITY OF COACHELLA	768-380-006	52212	CALLE EMPALME	Trash Service	2	\$ 29.94	\$ 59.88	\$ 718.56
CITY OF COACHELLA	768-380-007	52234	CALLE EMPALME	Trash Service	1	\$ 29.94	\$ 29.94	\$ 359.28
CITY OF COACHELLA	768-380-007	52234	CALLE EMPALME	Additional Trash	1	\$ 8.47	\$ 8.47	\$ 101.64
CITY OF COACHELLA	768-380-008	52260	CALLE EMPALME	Trash Service	1	\$ 29.94	\$ 29.94	\$ 359.28
CITY OF COACHELLA	768-380-008	52260	CALLE EMPALME	Additional Trash	1	\$ 8.47	\$ 8.47	\$ 101.64
CITY OF COACHELLA	768-380-009	84829	CALLE ROJO	Trash Service	1	\$ 29.94	\$ 29.94	\$ 359.28
CITY OF COACHELLA	768-380-009	52280	CALLE EMPALME	Trash Service	1	\$ 29.94	\$ 29.94	\$ 359.28
CITY OF COACHELLA	768-380-009	52280	CALLE EMPALME	Additional Trash	1	\$ 8.47	\$ 8.47	\$ 101.64
CITY OF COACHELLA	768-380-010	52119	CALLE TECHA	Trash Service	1	\$ 29.94	\$ 29.94	\$ 359.28
CITY OF COACHELLA	768-380-010	52119	CALLE TECHA	Additional Green	1	\$ 8.47	\$ 8.47	\$ 101.64
CITY OF COACHELLA	768-380-012	52127	CALLE TECHA	Trash Service	1	\$ 29.94	\$ 29.94	\$ 359.28
CITY OF COACHELLA	768-380-012	52127	CALLE TECHA	Additional Trash	1	\$ 8.47	\$ 8.47	\$ 101.64
CITY OF COACHELLA	768-380-013	52155	CALLE TECHA	Trash Service	1	\$ 29.94	\$ 29.94	\$ 359.28
CITY OF COACHELLA	768-380-013	52155	CALLE TECHA	Additional Trash	2	\$ 8.47	\$ 16.94	\$ 203.28
CITY OF COACHELLA	768-380-014	52191	CALLE TECHA - REAF	Trash Service	1	\$ 29.94	\$ 29.94	\$ 359.28
CITY OF COACHELLA	768-380-014	52191	CALLE TECHA FRON'	Trash Service	1	\$ 29.94	\$ 29.94	\$ 359.28
CITY OF COACHELLA	768-380-015	52211	CALLE TECHA	Trash Service	2	\$ 29.94	\$ 59.88	\$ 718.56
CITY OF COACHELLA	768-380-015	52211	CALLE TECHA - REAF	Trash Service	2	\$ 29.94	\$ 59.88	\$ 718.56
CITY OF COACHELLA	768-380-016	52233	CALLE TECHA	Trash Service	1	\$ 29.94	\$ 29.94	\$ 359.28
CITY OF COACHELLA	768-380-016	52233	CALLE TECHA	Additional Trash	1	\$ 8.47	\$ 8.47	\$ 101.64
CITY OF COACHELLA	768-380-016	52233	CALLE TECHA	Additional Recycle	1	\$ 8.47	\$ 8.47	\$ 101.64
CITY OF COACHELLA	768-380-017	52257	CALLE TECHA	Trash Service	1	\$ 29.94	\$ 29.94	\$ 359.28
CITY OF COACHELLA	768-380-017	52257	CALLE TECHA	Additional Trash	1	\$ 8.47	\$ 8.47	\$ 101.64
CITY OF COACHELLA	768-380-018	52279	CALLE TECHA	Trash Service	1	\$ 29.94	\$ 29.94	\$ 359.28
CITY OF COACHELLA	768-380-018	52279	CALLE TECHA	Additional Trash	2	\$ 8.47	\$ 16.94	\$ 203.28
CITY OF COACHELLA	768-381-001	84840	AVE 52	Trash Service	1	\$ 29.94	\$ 29.94	\$ 359.28
CITY OF COACHELLA	768-381-001	84840	AVE 52	Additional Trash	1	\$ 8.47	\$ 8.47	\$ 101.64
CITY OF COACHELLA	768-381-002	52138	CALLE TECHA	Trash Service	1	\$ 29.94	\$ 29.94	\$ 359.28
CITY OF COACHELLA	768-381-002	52138	CALLE TECHA	Additional Trash	1	\$ 8.47	\$ 8.47	\$ 101.64
CITY OF COACHELLA	768-381-003	52156	CALLE TECHA	Trash Service	2	\$ 29.94	\$ 59.88	\$ 718.56
CITY OF COACHELLA	768-381-003	52156	CALLE TECHA	Additional Trash	1	\$ 8.47	\$ 8.47	\$ 101.64
CITY OF COACHELLA	768-381-003	52156	CALLE TECHA	Additional Recycle	1	\$ 8.47	\$ 8.47	\$ 101.64
CITY OF COACHELLA	768-381-004	52174	CALLE TECHA	Trash Service	1	\$ 29.94	\$ 29.94	\$ 359.28
CITY OF COACHELLA	768-381-005	52192	CALLE TECHA	Trash Service	1	\$ 29.94	\$ 29.94	\$ 359.28
CITY OF COACHELLA	768-381-006	52212	CALLE TECHA	Trash Service	2	\$ 29.94	\$ 59.88	\$ 718.56

City of Coachella Final 2022-23 Tax File

Customer Name	Parcel #	Address	Street	Service Level	Units	Monthly Rate	Total Montly Rate	Annual Rate
CITY OF COACHELLA	768-381-006	52212	CALLE TECHA	Additional Trash	1	\$ 8.47	\$ 8.47	\$ 101.64
CITY OF COACHELLA	768-381-007	52242	CALLE TECHA	Trash Service	1	\$ 29.94	\$ 29.94	\$ 359.28
CITY OF COACHELLA	768-381-008	52258	CALLE TECHA	Trash Service	1	\$ 29.94	\$ 29.94	\$ 359.28
CITY OF COACHELLA	768-381-009	52280	CALLE TECHA	Trash Service	1	\$ 29.94	\$ 29.94	\$ 359.28
CITY OF COACHELLA	768-381-010	52119	CALLE AVILA	Trash Service	1	\$ 29.94	\$ 29.94	\$ 359.28
CITY OF COACHELLA	768-381-010	84851	AVE 52	Trash Service	1	\$ 29.94	\$ 29.94	\$ 359.28
CITY OF COACHELLA	768-381-011	52137	CALLE AVILA	Trash Service	2	\$ 29.94	\$ 59.88	\$ 718.56
CITY OF COACHELLA	768-381-012	52171	CALLE AVILA	Trash Service	1	\$ 29.94	\$ 29.94	\$ 359.28
CITY OF COACHELLA	768-381-012	52171	CALLE AVILA	Additional Trash	1	\$ 8.47	\$ 8.47	\$ 101.64
CITY OF COACHELLA	768-381-013	52173	CALLE AVILA	Trash Service	1	\$ 29.94	\$ 29.94	\$ 359.28
CITY OF COACHELLA	768-381-014	52191	CALLE AVILA	Trash Service	1	\$ 29.94	\$ 29.94	\$ 359.28
CITY OF COACHELLA	768-381-015	52211	CALLE AVILA	Trash Service	1	\$ 29.94	\$ 29.94	\$ 359.28
CITY OF COACHELLA	768-381-015	52211	CALLE AVILA	Additional Trash	1	\$ 8.47	\$ 8.47	\$ 101.64
CITY OF COACHELLA	768-381-016	52233	CALLE AVILA	Trash Service	1	\$ 29.94	\$ 29.94	\$ 359.28
CITY OF COACHELLA	768-381-017	52257	CALLE AVILA	Trash Service	3	\$ 29.94	\$ 89.82	\$ 1,077.84
CITY OF COACHELLA	768-381-018	52289	CALLE AVILA	Trash Service	2	\$ 29.94	\$ 59.88	\$ 718.56
CITY OF COACHELLA	768-382-001	52110	CALLE AVILA	Trash Service	2	\$ 29.94	\$ 59.88	\$ 718.56
CITY OF COACHELLA	768-382-001	52110	CALLE AVILA	Additional Trash	3	\$ 8.47	\$ 25.41	\$ 304.92
CITY OF COACHELLA	768-382-001	84871	AVE 52	Trash Service	1	\$ 29.94	\$ 29.94	\$ 359.28
CITY OF COACHELLA	768-382-001	84871	AVE 52	Additional Trash	1	\$ 8.47	\$ 8.47	\$ 101.64
CITY OF COACHELLA	768-382-002	52148	CALLE AVILA	Trash Service	2	\$ 29.94	\$ 59.88	\$ 718.56
CITY OF COACHELLA	768-382-002	52148	CALLE AVILA	Additional Trash	1	\$ 8.47	\$ 8.47	\$ 101.64
CITY OF COACHELLA	768-382-003	52156	CALLE AVILA	Trash Service	1	\$ 29.94	\$ 29.94	\$ 359.28
CITY OF COACHELLA	768-382-004	52174	CALLE AVILA	Trash Service	2	\$ 29.94	\$ 59.88	\$ 718.56
CITY OF COACHELLA	768-382-004	52174	CALLE AVILA	Additional Trash	1	\$ 8.47	\$ 8.47	\$ 101.64
CITY OF COACHELLA	768-382-005	52192	CALLE AVILA	Trash Service	4	\$ 29.94	\$ 119.76	\$ 1,437.12
CITY OF COACHELLA	768-382-005	52192	CALLE AVILA	Additional Trash	1	\$ 8.47	\$ 8.47	\$ 101.64
CITY OF COACHELLA	768-382-006	52212	CALLE AVILA	Trash Service	2	\$ 29.94	\$ 59.88	\$ 718.56
CITY OF COACHELLA	768-382-006	52212	CALLE AVILA	Additional Trash	1	\$ 8.47	\$ 8.47	\$ 101.64
CITY OF COACHELLA	768-382-007	52234	CALLE AVILA	Trash Service	1	\$ 29.94	\$ 29.94	\$ 359.28
CITY OF COACHELLA	768-382-008	52258	CALLE AVILA	Trash Service	1	\$ 29.94	\$ 29.94	\$ 359.28
CITY OF COACHELLA	768-382-009	52280	CALLE AVILA	Trash Service	1	\$ 29.94	\$ 29.94	\$ 359.28
CITY OF COACHELLA	768-382-010	52119	CALLE CAMACHO	Trash Service	1	\$ 29.94	\$ 29.94	\$ 359.28
CITY OF COACHELLA	768-382-011	52137	CALLE CAMACHO	Trash Service	1	\$ 29.94	\$ 29.94	\$ 359.28
CITY OF COACHELLA	768-382-011	52137	CALLE CAMACHO	Additional Trash	1	\$ 8.47	\$ 8.47	\$ 101.64
CITY OF COACHELLA	768-382-012	52155	CALLE CAMACHO	Trash Service	1	\$ 29.94	\$ 29.94	\$ 359.28
CITY OF COACHELLA	768-382-013	52173	CALLE CAMACHO	Trash Service	1	\$ 29.94	\$ 29.94	\$ 359.28
CITY OF COACHELLA	768-382-013	52173	CALLE CAMACHO	Additional Trash	1	\$ 8.47	\$ 8.47	\$ 101.64
CITY OF COACHELLA	768-382-014	52191	CALLE CAMACHO	Trash Service	1	\$ 29.94	\$ 29.94	\$ 359.28
CITY OF COACHELLA	768-382-014	52191	CALLE CAMACHO	Additional Trash	1	\$ 8.47	\$ 8.47	\$ 101.64

City of Coachella Final 2022-23 Tax File

Customer Name	Parcel #	Address	Street	Service Level	Units	Monthly Rate	Total Montly Rate	Annual Rate
CITY OF COACHELLA	768-382-015	52211	CALLE CAMACHO	Trash Service	1	\$ 29.94	\$ 29.94	\$ 359.28
CITY OF COACHELLA	768-382-016	52233	CALLE CAMACHO	Trash Service	1	\$ 29.94	\$ 29.94	\$ 359.28
CITY OF COACHELLA	768-382-016	52233	CALLE CAMACHO	Additional Trash	1	\$ 8.47	\$ 8.47	\$ 101.64
CITY OF COACHELLA	768-382-017	52257	CALLE CAMACHO	Trash Service	1	\$ 29.94	\$ 29.94	\$ 359.28
CITY OF COACHELLA	768-382-018	84848	CALLE ROJO	Trash Service	1	\$ 29.94	\$ 29.94	\$ 359.28
CITY OF COACHELLA	768-382-019	52279	CALLE CAMACHO	Trash Service	1	\$ 29.94	\$ 29.94	\$ 359.28
CITY OF COACHELLA	768-383-001	52120	CALLE CAMACHO	Trash Service	1	\$ 29.94	\$ 29.94	\$ 359.28
CITY OF COACHELLA	768-383-001	52120	CALLE CAMACHO	Additional Trash	1	\$ 8.47	\$ 8.47	\$ 101.64
CITY OF COACHELLA	768-383-002	52138	CALLE CAMACHO	Trash Service	1	\$ 29.94	\$ 29.94	\$ 359.28
CITY OF COACHELLA	768-383-003	52156	CALLE CAMACHO	Trash Service	1	\$ 29.94	\$ 29.94	\$ 359.28
CITY OF COACHELLA	768-383-004	52174	CALLE CAMACHO	Trash Service	1	\$ 29.94	\$ 29.94	\$ 359.28
CITY OF COACHELLA	768-383-005	52194	CALLE CAMACHO	Trash Service	1	\$ 29.94	\$ 29.94	\$ 359.28
CITY OF COACHELLA	768-383-006	52212	CALLE CAMACHO	Trash Service	1	\$ 29.94	\$ 29.94	\$ 359.28
CITY OF COACHELLA	768-383-006	52212	CALLE CAMACHO	Additional Trash	1	\$ 8.47	\$ 8.47	\$ 101.64
CITY OF COACHELLA	768-383-006	52212	CALLE CAMACHO	Additional Recycle	1	\$ 8.47	\$ 8.47	\$ 101.64
CITY OF COACHELLA	768-383-007	52234	CALLE CAMACHO	Trash Service	2	\$ 29.94	\$ 59.88	\$ 718.56
CITY OF COACHELLA	768-383-008	52256	CALLE CAMACHO	Trash Service	1	\$ 29.94	\$ 29.94	\$ 359.28
CITY OF COACHELLA	768-383-008	52256	CALLE CAMACHO	Additional Trash	1	\$ 8.47	\$ 8.47	\$ 101.64
CITY OF COACHELLA	768-383-009	52280	CALLE CAMACHO	Trash Service	1	\$ 29.94	\$ 29.94	\$ 359.28
CITY OF COACHELLA	768-383-013	52191	HARRISON ST	Trash Service	1	\$ 29.94	\$ 29.94	\$ 359.28
CITY OF COACHELLA	768-383-015	52257	HARRISON ST	Trash Service	1	\$ 29.94	\$ 29.94	\$ 359.28
CITY OF COACHELLA	768-390-001	52304	CALLE EMPALME	Trash Service	1	\$ 29.94	\$ 29.94	\$ 359.28
CITY OF COACHELLA	768-390-001	52304	CALLE EMPALME	Additional Trash	1	\$ 8.47	\$ 8.47	\$ 101.64
CITY OF COACHELLA	768-390-002	52336	CALLE EMPALME	Trash Service	1	\$ 29.94	\$ 29.94	\$ 359.28
CITY OF COACHELLA	768-390-002	52336	CALLE EMPALME	Additional Trash	1	\$ 8.47	\$ 8.47	\$ 101.64
CITY OF COACHELLA	768-390-003	52356	CALLE EMPALME	Trash Service	1	\$ 29.94	\$ 29.94	\$ 359.28
CITY OF COACHELLA	768-390-004	52372	CALLE EMPALME	Trash Service	1	\$ 29.94	\$ 29.94	\$ 359.28
CITY OF COACHELLA	768-390-005	52388	CALLE EMPALME	Trash Service	2	\$ 29.94	\$ 59.88	\$ 718.56
CITY OF COACHELLA	768-390-005	52388	CALLE EMPALME	Additional Trash	1	\$ 8.47	\$ 8.47	\$ 101.64
CITY OF COACHELLA	768-390-006	52408	CALLE EMPALME	Trash Service	1	\$ 29.94	\$ 29.94	\$ 359.28
CITY OF COACHELLA	768-390-006	52408	CALLE EMPALME	Additional Trash	1	\$ 8.47	\$ 8.47	\$ 101.64
CITY OF COACHELLA	768-390-007	52422	CALLE EMPALME	Trash Service	1	\$ 29.94	\$ 29.94	\$ 359.28
CITY OF COACHELLA	768-390-007	52422	CALLE EMPALME	Additional Trash	1	\$ 8.47	\$ 8.47	\$ 101.64
CITY OF COACHELLA	768-390-008	52454	CALLE EMPALME	Trash Service	1	\$ 29.94	\$ 29.94	\$ 359.28
CITY OF COACHELLA	768-390-008	52454	CALLE EMPALME	Additional Trash	1	\$ 8.47	\$ 8.47	\$ 101.64
CITY OF COACHELLA	768-390-009	52484	CALLE EMPALME	Trash Service	1	\$ 29.94	\$ 29.94	\$ 359.28
CITY OF COACHELLA	768-390-010	52488	CALLE EMPALME	Trash Service	1	\$ 29.94	\$ 29.94	\$ 359.28
CITY OF COACHELLA	768-390-010	84805	CALLE VERDE	Trash Service	1	\$ 29.94	\$ 29.94	\$ 359.28
CITY OF COACHELLA	768-390-011	52315	CALLE TECHA	Trash Service	1	\$ 29.94	\$ 29.94	\$ 359.28
CITY OF COACHELLA	768-390-011	52315	CALLE TECHA	Additional Trash	1	\$ 8.47	\$ 8.47	\$ 101.64

City of Coachella Final 2022-23 Tax File

Customer Name	Parcel #	Address	Street	Service Level	Units	Monthly Rate	Total Montly Rate	Annual Rate
CITY OF COACHELLA	768-390-012	52335	CALLE TECHA	Trash Service	1	\$ 29.94	\$ 29.94	\$ 359.28
CITY OF COACHELLA	768-390-013	52355	CALLE TECHA	Trash Service	1	\$ 29.94	\$ 29.94	\$ 359.28
CITY OF COACHELLA	768-390-013	52355	CALLE TECHA	Additional Trash	1	\$ 8.47	\$ 8.47	\$ 101.64
CITY OF COACHELLA	768-390-014	52371	CALLE TECHA	Trash Service	2	\$ 29.94	\$ 59.88	\$ 718.56
CITY OF COACHELLA	768-390-014	52371	CALLE TECHA	Additional Trash	2	\$ 8.47	\$ 16.94	\$ 203.28
CITY OF COACHELLA	768-390-015	52389	CALLE TECHA	Trash Service	1	\$ 29.94	\$ 29.94	\$ 359.28
CITY OF COACHELLA	768-390-016	52407	CALLE TECHA	Trash Service	1	\$ 29.94	\$ 29.94	\$ 359.28
CITY OF COACHELLA	768-390-016	52407	CALLE TECHA	Additional Trash	1	\$ 8.47	\$ 8.47	\$ 101.64
CITY OF COACHELLA	768-390-017	52429	CALLE TECHA	Trash Service	1	\$ 29.94	\$ 29.94	\$ 359.28
CITY OF COACHELLA	768-390-017	52429	CALLE TECHA	Additional Trash	1	\$ 8.47	\$ 8.47	\$ 101.64
CITY OF COACHELLA	768-390-018	52447	CALLE TECHA	Trash Service	1	\$ 29.94	\$ 29.94	\$ 359.28
CITY OF COACHELLA	768-390-018	52447	CALLE TECHA	Additional Trash	1	\$ 8.47	\$ 8.47	\$ 101.64
CITY OF COACHELLA	768-390-019	52465	CALLE TECHA	Trash Service	1	\$ 29.94	\$ 29.94	\$ 359.28
CITY OF COACHELLA	768-390-020	52487	CALLE TECHA	Trash Service	1	\$ 29.94	\$ 29.94	\$ 359.28
CITY OF COACHELLA	768-390-020	52487	CALLE TECHA	Additional Trash	1	\$ 8.47	\$ 8.47	\$ 101.64
CITY OF COACHELLA	768-390-020	84821	CALLE VERDE	Trash Service	1	\$ 29.94	\$ 29.94	\$ 359.28
CITY OF COACHELLA	768-391-001	84840	CALLE ROJO	Trash Service	1	\$ 29.94	\$ 29.94	\$ 359.28
CITY OF COACHELLA	768-391-001	84840	CALLE ROJO	Additional Trash	1	\$ 8.47	\$ 8.47	\$ 101.64
CITY OF COACHELLA	768-391-002	52336	CALLE TECHA	Trash Service	1	\$ 29.94	\$ 29.94	\$ 359.28
CITY OF COACHELLA	768-391-002	52336	CALLE TECHA	Additional Trash	1	\$ 8.47	\$ 8.47	\$ 101.64
CITY OF COACHELLA	768-391-003	52356	CALLE TECHA	Trash Service	1	\$ 29.94	\$ 29.94	\$ 359.28
CITY OF COACHELLA	768-391-004	52372	CALLE TECHA	Trash Service	1	\$ 29.94	\$ 29.94	\$ 359.28
CITY OF COACHELLA	768-391-004	52372	CALLE TECHA	Additional Trash	1	\$ 8.47	\$ 8.47	\$ 101.64
CITY OF COACHELLA	768-391-005	52388	CALLE TECHA	Trash Service	1	\$ 29.94	\$ 29.94	\$ 359.28
CITY OF COACHELLA	768-391-005	52388	CALLE TECHA	Additional Trash	1	\$ 8.47	\$ 8.47	\$ 101.64
CITY OF COACHELLA	768-391-006	52408	CALLE TECHA	Trash Service	1	\$ 29.94	\$ 29.94	\$ 359.28
CITY OF COACHELLA	768-391-006	52408	CALLE TECHA	Additional Trash	1	\$ 8.47	\$ 8.47	\$ 101.64
CITY OF COACHELLA	768-391-007	52436	CALLE TECHA	Trash Service	1	\$ 29.94	\$ 29.94	\$ 359.28
CITY OF COACHELLA	768-391-008	52446	CALLE TECHA	Trash Service	1	\$ 29.94	\$ 29.94	\$ 359.28
CITY OF COACHELLA	768-391-008	52446	CALLE TECHA	Additional Trash	1	\$ 8.47	\$ 8.47	\$ 101.64
CITY OF COACHELLA	768-391-009	52454	CALLE TECHA	Trash Service	1	\$ 29.94	\$ 29.94	\$ 359.28
CITY OF COACHELLA	768-391-009	52454	CALLE TECHA	Additional Trash	2	\$ 8.47	\$ 16.94	\$ 203.28
CITY OF COACHELLA	768-391-010	52466	CALLE TECHA	Trash Service	1	\$ 29.94	\$ 29.94	\$ 359.28
CITY OF COACHELLA	768-391-010	84840	CALLE VERDE	Trash Service	1	\$ 29.94	\$ 29.94	\$ 359.28
CITY OF COACHELLA	768-391-010	84840	CALLE VERDE	Additional Trash	1	\$ 8.47	\$ 8.47	\$ 101.64
CITY OF COACHELLA	768-391-011	52315	CALLE AVILA	Trash Service	1	\$ 29.94	\$ 29.94	\$ 359.28
CITY OF COACHELLA	768-391-011	52315	CALLE AVILA	Trash Service	3	\$ 29.94	\$ 89.82	\$ 1,077.84
CITY OF COACHELLA	768-391-012	52335	CALLE AVILA	Trash Service	2	\$ 29.94	\$ 59.88	\$ 718.56
CITY OF COACHELLA	768-391-012	52335	CALLE AVILA	Additional Trash	1	\$ 8.47	\$ 8.47	\$ 101.64
CITY OF COACHELLA	768-391-013	52355	CALLE AVILA	Trash Service	1	\$ 29.94	\$ 29.94	\$ 359.28

City of Coachella Final 2022-23 Tax File

Customer Name	Parcel #	Address	Street	Service Level	Units	Monthly Rate	Total Montly Rate	Annual Rate
CITY OF COACHELLA	768-391-013	52355	CALLE AVILA	Additional Trash	1	\$ 8.47	\$ 8.47	\$ 101.64
CITY OF COACHELLA	768-391-014	52371	CALLE AVILA	Trash Service	1	\$ 29.94	\$ 29.94	\$ 359.28
CITY OF COACHELLA	768-391-014	52371	CALLE AVILA	Additional Trash	1	\$ 8.47	\$ 8.47	\$ 101.64
CITY OF COACHELLA	768-391-015	52391	CALLE AVILA	Trash Service	1	\$ 29.94	\$ 29.94	\$ 359.28
CITY OF COACHELLA	768-391-016	52407	CALLE AVILA	Trash Service	1	\$ 29.94	\$ 29.94	\$ 359.28
CITY OF COACHELLA	768-391-016	52407	CALLE AVILA	Additional Trash	1	\$ 8.47	\$ 8.47	\$ 101.64
CITY OF COACHELLA	768-391-017	52427	CALLE AVILA	Trash Service	1	\$ 29.94	\$ 29.94	\$ 359.28
CITY OF COACHELLA	768-391-017	52427	CALLE AVILA	Additional Trash	1	\$ 8.47	\$ 8.47	\$ 101.64
CITY OF COACHELLA	768-391-018	52443	CALLE AVILA	Trash Service	1	\$ 29.94	\$ 29.94	\$ 359.28
CITY OF COACHELLA	768-391-018	52443	CALLE AVILA	Additional Trash	1	\$ 8.47	\$ 8.47	\$ 101.64
CITY OF COACHELLA	768-391-019	52465	CALLE AVILA	Trash Service	1	\$ 29.94	\$ 29.94	\$ 359.28
CITY OF COACHELLA	768-391-019	52465	CALLE AVILA	Additional Trash	1	\$ 8.47	\$ 8.47	\$ 101.64
CITY OF COACHELLA	768-391-020	52487	CALLE AVILA	Trash Service	1	\$ 29.94	\$ 29.94	\$ 359.28
CITY OF COACHELLA	768-391-020	84855	CALLE VERDE	Trash Service	1	\$ 29.94	\$ 29.94	\$ 359.28
CITY OF COACHELLA	768-392-001	52316	CALLE AVILA	Trash Service	1	\$ 29.94	\$ 29.94	\$ 359.28
CITY OF COACHELLA	768-392-002	52336	CALLE AVILA	Trash Service	1	\$ 29.94	\$ 29.94	\$ 359.28
CITY OF COACHELLA	768-392-003	52356	CALLE AVILA	Trash Service	1	\$ 29.94	\$ 29.94	\$ 359.28
CITY OF COACHELLA	768-392-004	52372	CALLE AVILA	Trash Service	1	\$ 29.94	\$ 29.94	\$ 359.28
CITY OF COACHELLA	768-392-004	52372	CALLE AVILA	Additional Trash	1	\$ 8.47	\$ 8.47	\$ 101.64
CITY OF COACHELLA	768-392-005	52390	CALLE AVILA	Trash Service	2	\$ 29.94	\$ 59.88	\$ 718.56
CITY OF COACHELLA	768-392-005	52390	CALLE AVILA	Additional Trash	1	\$ 8.47	\$ 8.47	\$ 101.64
CITY OF COACHELLA	768-392-006	52408	CALLE AVILA	Trash Service	1	\$ 29.94	\$ 29.94	\$ 359.28
CITY OF COACHELLA	768-392-007	52426	CALLE AVILA	Trash Service	1	\$ 29.94	\$ 29.94	\$ 359.28
CITY OF COACHELLA	768-392-008	52448	CALLE AVILA	Trash Service	1	\$ 29.94	\$ 29.94	\$ 359.28
CITY OF COACHELLA	768-392-009	52466	CALLE AVILA	Trash Service	1	\$ 29.94	\$ 29.94	\$ 359.28
CITY OF COACHELLA	768-392-009	52466	CALLE AVILA	Additional Trash	1	\$ 8.47	\$ 8.47	\$ 101.64
CITY OF COACHELLA	768-392-009	52466	CALLE AVILA	Additional Green	1	\$ 8.47	\$ 8.47	\$ 101.64
CITY OF COACHELLA	768-392-010	52488	CALLE AVILA	Trash Service	1	\$ 29.94	\$ 29.94	\$ 359.28
CITY OF COACHELLA	768-392-011	52317	CALLE CAMACHO	Trash Service	1	\$ 29.94	\$ 29.94	\$ 359.28
CITY OF COACHELLA	768-392-011	52317	CALLE CAMACHO	Additional Trash	1	\$ 8.47	\$ 8.47	\$ 101.64
CITY OF COACHELLA	768-392-012	52335	CALLE CAMACHO	Trash Service	1	\$ 29.94	\$ 29.94	\$ 359.28
CITY OF COACHELLA	768-392-012	52335	CALLE CAMACHO	Additional Trash	1	\$ 8.47	\$ 8.47	\$ 101.64
CITY OF COACHELLA	768-392-013	52349	CALLE CAMACHO	Trash Service	1	\$ 29.94	\$ 29.94	\$ 359.28
CITY OF COACHELLA	768-392-013	52349	CALLE CAMACHO	Additional Trash	1	\$ 8.47	\$ 8.47	\$ 101.64
CITY OF COACHELLA	768-392-014	52361	CALLE CAMACHO	Trash Service	1	\$ 29.94	\$ 29.94	\$ 359.28
CITY OF COACHELLA	768-392-015	52355	CALLE CAMACHO	Trash Service	1	\$ 29.94	\$ 29.94	\$ 359.28
CITY OF COACHELLA	768-392-016	52409	CALLE CAMACHO	Trash Service	1	\$ 29.94	\$ 29.94	\$ 359.28
CITY OF COACHELLA	768-392-017	52391	CALLE CAMACHO	Trash Service	1	\$ 29.94	\$ 29.94	\$ 359.28
CITY OF COACHELLA	768-392-017	52391	CALLE CAMACHO	Additional Trash	1	\$ 8.47	\$ 8.47	\$ 101.64
CITY OF COACHELLA	768-392-018	52447	CALLE CAMACHO	Trash Service	1	\$ 29.94	\$ 29.94	\$ 359.28

City of Coachella Final 2022-23 Tax File

Customer Name	Parcel #	Address	Street	Service Level	Units	Monthly Rate	Total Montly Rate	Annual Rate
CITY OF COACHELLA	768-392-019	52461	CALLE CAMACHO	Trash Service	2	\$ 29.94	\$ 59.88	\$ 718.56
CITY OF COACHELLA	768-392-020	84935	CALLE VERDE	Trash Service	2	\$ 29.94	\$ 59.88	\$ 718.56
CITY OF COACHELLA	768-393-001	52316	CALLE CAMACHO	Trash Service	1	\$ 29.94	\$ 29.94	\$ 359.28
CITY OF COACHELLA	768-393-002	52336	CALLE CAMACHO	Trash Service	1	\$ 29.94	\$ 29.94	\$ 359.28
CITY OF COACHELLA	768-393-003	52366	CALLE CAMACHO	Trash Service	1	\$ 29.94	\$ 29.94	\$ 359.28
CITY OF COACHELLA	768-393-003	52366	CALLE CAMACHO	Additional Trash	1	\$ 8.47	\$ 8.47	\$ 101.64
CITY OF COACHELLA	768-393-003	52366	CALLE CAMACHO	Additional Green	1	\$ 8.47	\$ 8.47	\$ 101.64
CITY OF COACHELLA	768-393-004	52376	CALLE CAMACHO	Trash Service	2	\$ 29.94	\$ 59.88	\$ 718.56
CITY OF COACHELLA	768-393-005	52378	CALLE CAMACHO	Trash Service	1	\$ 29.94	\$ 29.94	\$ 359.28
CITY OF COACHELLA	768-393-006	52408	CALLE CAMACHO	Trash Service	1	\$ 29.94	\$ 29.94	\$ 359.28
CITY OF COACHELLA	768-393-006	52408	CALLE CAMACHO	Additional Recycle	1	\$ 8.47	\$ 8.47	\$ 101.64
CITY OF COACHELLA	768-393-009	84955	CALLE VERDE	Trash Service	1	\$ 29.94	\$ 29.94	\$ 359.28
CITY OF COACHELLA	768-393-009	84955	CALLE VERDE	Additional Trash	1	\$ 8.47	\$ 8.47	\$ 101.64
CITY OF COACHELLA	768-393-011	52335	HARRISON ST	Trash Service	1	\$ 29.94	\$ 29.94	\$ 359.28
CITY OF COACHELLA	768-393-014	84966	CALLE VERDE A	Trash Service	1	\$ 29.94	\$ 29.94	\$ 359.28
CITY OF COACHELLA	768-393-014	84966	CALLE VERDE A	Additional Trash	1	\$ 8.47	\$ 8.47	\$ 101.64
CITY OF COACHELLA	768-393-014	84966	CALLE VERDE B	Trash Service	1	\$ 29.94	\$ 29.94	\$ 359.28
CITY OF COACHELLA	768-400-002	84821	CALLE ZAMORA	Trash Service	1	\$ 29.94	\$ 29.94	\$ 359.28
CITY OF COACHELLA	768-401-001	84853	CALLE LYA	Trash Service	1	\$ 29.94	\$ 29.94	\$ 359.28
CITY OF COACHELLA	768-401-001	84853	CALLE LYA	Additional Trash	1	\$ 8.47	\$ 8.47	\$ 101.64
CITY OF COACHELLA	768-401-002	84859	CALLE LYA	Trash Service	1	\$ 29.94	\$ 29.94	\$ 359.28
CITY OF COACHELLA	768-401-002	84859	CALLE LYA	Additional Trash	1	\$ 8.47	\$ 8.47	\$ 101.64
CITY OF COACHELLA	768-401-003	84863	CALLE LYA	Trash Service	1	\$ 29.94	\$ 29.94	\$ 359.28
CITY OF COACHELLA	768-401-004	84869	CALLE LYA	Trash Service	1	\$ 29.94	\$ 29.94	\$ 359.28
CITY OF COACHELLA	768-401-005	84873	CALLE LYA	Trash Service	1	\$ 29.94	\$ 29.94	\$ 359.28
CITY OF COACHELLA	768-401-006	84877	CALLE LYA	Trash Service	1	\$ 29.94	\$ 29.94	\$ 359.28
CITY OF COACHELLA	768-401-007	84881	CALLE LYA	Trash Service	1	\$ 29.94	\$ 29.94	\$ 359.28
CITY OF COACHELLA	768-401-008	84884	CALLE LYA	Trash Service	1	\$ 29.94	\$ 29.94	\$ 359.28
CITY OF COACHELLA	768-401-009	84878	CALLE LYA	Trash Service	1	\$ 29.94	\$ 29.94	\$ 359.28
CITY OF COACHELLA	768-401-009	84878	CALLE LYA	Additional Trash	1	\$ 8.47	\$ 8.47	\$ 101.64
CITY OF COACHELLA	768-401-010	84872	CALLE LYA	Trash Service	1	\$ 29.94	\$ 29.94	\$ 359.28
CITY OF COACHELLA	768-401-011	84862	CALLE LYA	Trash Service	1	\$ 29.94	\$ 29.94	\$ 359.28
CITY OF COACHELLA	768-401-011	84862	CALLE LYA	Additional Trash	1	\$ 8.47	\$ 8.47	\$ 101.64
CITY OF COACHELLA	768-401-012	84856	CALLE LYA	Trash Service	1	\$ 29.94	\$ 29.94	\$ 359.28
CITY OF COACHELLA	768-401-013	84850	CALLE LYA	Trash Service	1	\$ 29.94	\$ 29.94	\$ 359.28
CITY OF COACHELLA	768-401-013	84850	CALLE LYA	Additional Green	1	\$ 8.47	\$ 8.47	\$ 101.64
CITY OF COACHELLA	768-401-014	84844	CALLE LYA	Trash Service	1	\$ 29.94	\$ 29.94	\$ 359.28
CITY OF COACHELLA	768-401-014	84844	CALLE LYA	Additional Trash	1	\$ 8.47	\$ 8.47	\$ 101.64
CITY OF COACHELLA	768-401-015	84843	CALLE ROBERTO	Trash Service	1	\$ 29.94	\$ 29.94	\$ 359.28
CITY OF COACHELLA	768-401-015	84843	CALLE ROBERTO	Additional Trash	1	\$ 8.47	\$ 8.47	\$ 101.64

City of Coachella Final 2022-23 Tax File

Customer Name	Parcel #	Address	Street	Service Level	Units	Monthly Rate	Total Montly Rate	Annual Rate
CITY OF COACHELLA	768-401-016	84845	CALLE ROBERTO	Trash Service	1	\$ 29.94	\$ 29.94	\$ 359.28
CITY OF COACHELLA	768-401-017	84851	CALLE ROBERTO	Trash Service	1	\$ 29.94	\$ 29.94	\$ 359.28
CITY OF COACHELLA	768-401-018	84857	CALLE ROBERTO	Trash Service	1	\$ 29.94	\$ 29.94	\$ 359.28
CITY OF COACHELLA	768-401-019	84863	CALLE ROBERTO	Trash Service	1	\$ 29.94	\$ 29.94	\$ 359.28
CITY OF COACHELLA	768-401-020	84869	CALLE ROBERTO	Trash Service	1	\$ 29.94	\$ 29.94	\$ 359.28
CITY OF COACHELLA	768-401-021	84872	CALLE ROBERTO	Trash Service	1	\$ 29.94	\$ 29.94	\$ 359.28
CITY OF COACHELLA	768-401-022	84866	CALLE ROBERTO	Trash Service	1	\$ 29.94	\$ 29.94	\$ 359.28
CITY OF COACHELLA	768-401-023	84860	CALLE ROBERTO	Trash Service	1	\$ 29.94	\$ 29.94	\$ 359.28
CITY OF COACHELLA	768-401-024	84854	CALLE ROBERTO	Trash Service	1	\$ 29.94	\$ 29.94	\$ 359.28
CITY OF COACHELLA	768-401-025	84848	CALLE ROBERTO	Trash Service	1	\$ 29.94	\$ 29.94	\$ 359.28
CITY OF COACHELLA	768-401-026	84842	CALLE ROBERTO	Trash Service	1	\$ 29.94	\$ 29.94	\$ 359.28
CITY OF COACHELLA	768-401-027	84841	CALLE VERDE	Trash Service	1	\$ 29.94	\$ 29.94	\$ 359.28
CITY OF COACHELLA	768-401-028	84847	CALLE VERDE	Trash Service	1	\$ 29.94	\$ 29.94	\$ 359.28
CITY OF COACHELLA	768-401-029	84853	CALLE VERDE	Trash Service	1	\$ 29.94	\$ 29.94	\$ 359.28
CITY OF COACHELLA	768-401-030	84859	CALLE VERDE	Trash Service	1	\$ 29.94	\$ 29.94	\$ 359.28
CITY OF COACHELLA	768-401-031	84865	CALLE VERDE	Trash Service	1	\$ 29.94	\$ 29.94	\$ 359.28
CITY OF COACHELLA	768-401-031	84865	CALLE VERDE	Additional Trash	1	\$ 8.47	\$ 8.47	\$ 101.64
CITY OF COACHELLA	768-401-032	84871	CALLE VERDE	Trash Service	1	\$ 29.94	\$ 29.94	\$ 359.28
CITY OF COACHELLA	768-401-032	84871	CALLE VERDE	Additional Trash	1	\$ 8.47	\$ 8.47	\$ 101.64
CITY OF COACHELLA	768-401-032	84815	CALLE VERDE	Trash Service	1	\$ 29.94	\$ 29.94	\$ 359.28
CITY OF COACHELLA	768-401-033	84923	CALLE VERDE	Trash Service	1	\$ 29.94	\$ 29.94	\$ 359.28
CITY OF COACHELLA	768-401-034	84937	CALLE VERDE	Trash Service	1	\$ 29.94	\$ 29.94	\$ 359.28
CITY OF COACHELLA	768-401-035	52539	CALLE CAMACHO	Trash Service	1	\$ 29.94	\$ 29.94	\$ 359.28
CITY OF COACHELLA	768-401-036	52565	CALLE CAMACHO	Trash Service	1	\$ 29.94	\$ 29.94	\$ 359.28
CITY OF COACHELLA	768-401-037	52591	CALLE CAMACHO	Trash Service	1	\$ 29.94	\$ 29.94	\$ 359.28
CITY OF COACHELLA	768-401-038	52643	CALLE CAMACHO	Trash Service	2	\$ 29.94	\$ 59.88	\$ 718.56
CITY OF COACHELLA	768-401-039	52669	CALLE CAMACHO	Trash Service	1	\$ 29.94	\$ 29.94	\$ 359.28
CITY OF COACHELLA	768-401-039	52669	CALLE CAMACHO	Additional Trash	1	\$ 8.47	\$ 8.47	\$ 101.64
CITY OF COACHELLA	768-401-040	52695	CALLE CAMACHO	Trash Service	1	\$ 29.94	\$ 29.94	\$ 359.28
CITY OF COACHELLA	768-401-041	52721	CALLE CAMACHO	Trash Service	1	\$ 29.94	\$ 29.94	\$ 359.28
CITY OF COACHELLA	768-402-001	52720	CALLE CAMACHO	Trash Service	1	\$ 29.94	\$ 29.94	\$ 359.28
CITY OF COACHELLA	768-402-002	52694	CALLE CAMACHO	Trash Service	1	\$ 29.94	\$ 29.94	\$ 359.28
CITY OF COACHELLA	768-402-002	52694	CALLE CAMACHO	Additional Trash	1	\$ 8.47	\$ 8.47	\$ 101.64
CITY OF COACHELLA	768-402-003	52668	CALLE CAMACHO	Trash Service	1	\$ 29.94	\$ 29.94	\$ 359.28
CITY OF COACHELLA	768-402-004	52642	CALLE CAMACHO	Trash Service	1	\$ 29.94	\$ 29.94	\$ 359.28
CITY OF COACHELLA	768-402-005	52616	CALLE CAMACHO	Trash Service	1	\$ 29.94	\$ 29.94	\$ 359.28
CITY OF COACHELLA	768-402-006	52590	CALLE CAMACHO	Trash Service	1	\$ 29.94	\$ 29.94	\$ 359.28
CITY OF COACHELLA	768-402-007	52564	CALLE CAMACHO	Trash Service	1	\$ 29.94	\$ 29.94	\$ 359.28
CITY OF COACHELLA	768-402-008	52538	CALLE CAMACHO	Trash Service	1	\$ 29.94	\$ 29.94	\$ 359.28
CITY OF COACHELLA	768-402-009	84957	CALLE VERDE	Trash Service	1	\$ 29.94	\$ 29.94	\$ 359.28

City of Coachella Final 2022-23 Tax File

Customer Name	Parcel #	Address	Street	Service Level	Units	Monthly Rate	Total Montly Rate	Annual Rate
CITY OF COACHELLA	768-402-009	84957	CALLE VERDE	Additional Trash	1	\$ 8.47	\$ 8.47	\$ 101.64
CITY OF COACHELLA	768-402-010	84969	CALLE VERDE	Trash Service	1	\$ 29.94	\$ 29.94	\$ 359.28
CITY OF COACHELLA	768-410-001	52715	CALLE ZAMORA	Trash Service	2	\$ 29.94	\$ 59.88	\$ 718.56
CITY OF COACHELLA	768-410-002	52736	CALLE EMPALME	Trash Service	1	\$ 29.94	\$ 29.94	\$ 359.28
CITY OF COACHELLA	768-410-002	52736	CALLE EMPALME	Additional Recycle	1	\$ 8.47	\$ 8.47	\$ 101.64
CITY OF COACHELLA	768-410-003	52754	CALLE EMPALME	Trash Service	1	\$ 29.94	\$ 29.94	\$ 359.28
CITY OF COACHELLA	768-410-004	52750	CALLE EMPALME	Trash Service	1	\$ 29.94	\$ 29.94	\$ 359.28
CITY OF COACHELLA	768-410-005	52794	CALLE EMPALME	Trash Service	1	\$ 29.94	\$ 29.94	\$ 359.28
CITY OF COACHELLA	768-410-006	52790	CALLE EMPALME	Trash Service	2	\$ 29.94	\$ 59.88	\$ 718.56
CITY OF COACHELLA	768-410-007	52828	CALLE EMPALME	Trash Service	2	\$ 29.94	\$ 59.88	\$ 718.56
CITY OF COACHELLA	768-410-007	52828	CALLE EMPALME	Additional Trash	1	\$ 8.47	\$ 8.47	\$ 101.64
CITY OF COACHELLA	768-410-008	52835	CALLE EMPALME	Trash Service	1	\$ 29.94	\$ 29.94	\$ 359.28
CITY OF COACHELLA	768-410-008	52837	CALLE EMPALME	Trash Service	1	\$ 29.94	\$ 29.94	\$ 359.28
CITY OF COACHELLA	768-410-009	52864	CALLE EMPALME	Trash Service	1	\$ 29.94	\$ 29.94	\$ 359.28
CITY OF COACHELLA	768-410-011	52717	CALLE TECHA	Trash Service	1	\$ 29.94	\$ 29.94	\$ 359.28
CITY OF COACHELLA	768-410-011	52717	CALLE TECHA	Additional Trash	1	\$ 8.47	\$ 8.47	\$ 101.64
CITY OF COACHELLA	768-410-012	52735	CALLE TECHA	Trash Service	1	\$ 29.94	\$ 29.94	\$ 359.28
CITY OF COACHELLA	768-410-012	52735	CALLE TECHA	Additional Trash	1	\$ 8.47	\$ 8.47	\$ 101.64
CITY OF COACHELLA	768-410-013	52755	CALLE TECHA	Trash Service	1	\$ 29.94	\$ 29.94	\$ 359.28
CITY OF COACHELLA	768-410-013	52755	CALLE TECHA	Additional Trash	2	\$ 8.47	\$ 16.94	\$ 203.28
CITY OF COACHELLA	768-410-013	52755	CALLE TECHA	Additional Recycle	1	\$ 8.47	\$ 8.47	\$ 101.64
CITY OF COACHELLA	768-410-014	52767	CALLE TECHA	Trash Service	1	\$ 29.94	\$ 29.94	\$ 359.28
CITY OF COACHELLA	768-410-015	52775	CALLE TECHA	Trash Service	2	\$ 29.94	\$ 59.88	\$ 718.56
CITY OF COACHELLA	768-410-016	52811	CALLE TECHA	Trash Service	1	\$ 29.94	\$ 29.94	\$ 359.28
CITY OF COACHELLA	768-410-016	52811	CALLE TECHA	Additional Trash	1	\$ 8.47	\$ 8.47	\$ 101.64
CITY OF COACHELLA	768-410-017	52829	CALLE TECHA	Trash Service	1	\$ 29.94	\$ 29.94	\$ 359.28
CITY OF COACHELLA	768-410-017	52829	CALLE TECHA	Additional Trash	1	\$ 8.47	\$ 8.47	\$ 101.64
CITY OF COACHELLA	768-410-018	52845	CALLE TECHA	Trash Service	1	\$ 29.94	\$ 29.94	\$ 359.28
CITY OF COACHELLA	768-410-019	52867	CALLE TECHA	Trash Service	1	\$ 29.94	\$ 29.94	\$ 359.28
CITY OF COACHELLA	768-410-019	52867	CALLE TECHA	Additional Trash	1	\$ 8.47	\$ 8.47	\$ 101.64
CITY OF COACHELLA	768-410-021	52883	CALLE TECHA	Trash Service	1	\$ 29.94	\$ 29.94	\$ 359.28
CITY OF COACHELLA	768-410-021	52883	CALLE TECHA	Additional Trash	1	\$ 8.47	\$ 8.47	\$ 101.64
CITY OF COACHELLA	768-410-021	84710	AVE 53	Trash Service	1	\$ 29.94	\$ 29.94	\$ 359.28
CITY OF COACHELLA	768-411-001	52720	CALLE TECHA	Trash Service	2	\$ 29.94	\$ 59.88	\$ 718.56
CITY OF COACHELLA	768-411-002	52736	CALLE TECHA	Trash Service	2	\$ 29.94	\$ 59.88	\$ 718.56
CITY OF COACHELLA	768-411-003	52756	CALLE TECHA	Trash Service	1	\$ 29.94	\$ 29.94	\$ 359.28
CITY OF COACHELLA	768-411-003	52756	CALLE TECHA	Additional Recycle	1	\$ 8.47	\$ 8.47	\$ 101.64
CITY OF COACHELLA	768-411-003	52756	CALLE TECHA	Additional Trash	1	\$ 8.47	\$ 8.47	\$ 101.64
CITY OF COACHELLA	768-411-004	52772	CALLE TECHA	Trash Service	1	\$ 29.94	\$ 29.94	\$ 359.28
CITY OF COACHELLA	768-411-005	52788	CALLE TECHA - REAF	Trash Service	1	\$ 29.94	\$ 29.94	\$ 359.28

City of Coachella Final 2022-23 Tax File

Customer Name	Parcel #	Address	Street	Service Level	Units	Monthly Rate	Total Montly Rate	Annual Rate
CITY OF COACHELLA	768-411-005	52788	CALLE TECHA	FRON' Trash Service	2	\$ 29.94	\$ 59.88	\$ 718.56
CITY OF COACHELLA	768-411-006	52810	CALLE TECHA	Trash Service	1	\$ 29.94	\$ 29.94	\$ 359.28
CITY OF COACHELLA	768-411-006	52810	CALLE TECHA	Additional Trash	1	\$ 8.47	\$ 8.47	\$ 101.64
CITY OF COACHELLA	768-411-007	52826	CALLE TECHA	Trash Service	1	\$ 29.94	\$ 29.94	\$ 359.28
CITY OF COACHELLA	768-411-008	52860	CALLE TECHA	Trash Service	1	\$ 29.94	\$ 29.94	\$ 359.28
CITY OF COACHELLA	768-411-010	52882	CALLE TECHA	Trash Service	1	\$ 29.94	\$ 29.94	\$ 359.28
CITY OF COACHELLA	768-411-011	52717	CALLE AVILA	Trash Service	1	\$ 29.94	\$ 29.94	\$ 359.28
CITY OF COACHELLA	768-411-011	52717	CALLE AVILA	Additional Trash	1	\$ 8.47	\$ 8.47	\$ 101.64
CITY OF COACHELLA	768-411-012	52737	CALLE AVILA	Trash Service	1	\$ 29.94	\$ 29.94	\$ 359.28
CITY OF COACHELLA	768-411-013	52755	CALLE AVILA	Trash Service	1	\$ 29.94	\$ 29.94	\$ 359.28
CITY OF COACHELLA	768-411-014	52773	CALLE AVILA	Trash Service	1	\$ 29.94	\$ 29.94	\$ 359.28
CITY OF COACHELLA	768-411-014	52773	CALLE AVILA	Additional Trash	1	\$ 8.47	\$ 8.47	\$ 101.64
CITY OF COACHELLA	768-411-015	52791	CALLE AVILA	Trash Service	1	\$ 29.94	\$ 29.94	\$ 359.28
CITY OF COACHELLA	768-411-015	52791	CALLE AVILA	Additional Trash	1	\$ 8.47	\$ 8.47	\$ 101.64
CITY OF COACHELLA	768-411-016	52809	CALLE AVILA	Trash Service	1	\$ 29.94	\$ 29.94	\$ 359.28
CITY OF COACHELLA	768-411-017	52829	CALLE AVILA	Trash Service	1	\$ 29.94	\$ 29.94	\$ 359.28
CITY OF COACHELLA	768-411-018	52845	CALLE AVILA	Trash Service	1	\$ 29.94	\$ 29.94	\$ 359.28
CITY OF COACHELLA	768-411-018	52845	CALLE AVILA	Additional Trash	1	\$ 8.47	\$ 8.47	\$ 101.64
CITY OF COACHELLA	768-412-001	52718	CALLE AVILA	Trash Service	1	\$ 29.94	\$ 29.94	\$ 359.28
CITY OF COACHELLA	768-412-002	52736	CALLE AVILA	Trash Service	1	\$ 29.94	\$ 29.94	\$ 359.28
CITY OF COACHELLA	768-412-003	52754	CALLE AVILA	Trash Service	1	\$ 29.94	\$ 29.94	\$ 359.28
CITY OF COACHELLA	768-412-004	52772	CALLE AVILA	Trash Service	1	\$ 29.94	\$ 29.94	\$ 359.28
CITY OF COACHELLA	768-412-004	52772	CALLE AVILA	Additional Trash	1	\$ 8.47	\$ 8.47	\$ 101.64
CITY OF COACHELLA	768-412-005	52790	CALLE AVILA	Trash Service	1	\$ 29.94	\$ 29.94	\$ 359.28
CITY OF COACHELLA	768-412-005	52790	CALLE AVILA	Additional Trash	1	\$ 8.47	\$ 8.47	\$ 101.64
CITY OF COACHELLA	768-412-006	52810	CALLE AVILA	Trash Service	1	\$ 29.94	\$ 29.94	\$ 359.28
CITY OF COACHELLA	768-412-007	52828	CALLE AVILA	Trash Service	1	\$ 29.94	\$ 29.94	\$ 359.28
CITY OF COACHELLA	768-412-008	52842	CALLE AVILA	Trash Service	1	\$ 29.94	\$ 29.94	\$ 359.28
CITY OF COACHELLA	768-412-009	52864	CALLE AVILA	Trash Service	1	\$ 29.94	\$ 29.94	\$ 359.28
CITY OF COACHELLA	768-412-010	52878	CALLE AVILA	Trash Service	1	\$ 29.94	\$ 29.94	\$ 359.28
CITY OF COACHELLA	768-412-011	52717	CALLE CAMACHO	Trash Service	1	\$ 29.94	\$ 29.94	\$ 359.28
CITY OF COACHELLA	768-412-012	52737	CALLE CAMACHO	Trash Service	1	\$ 29.94	\$ 29.94	\$ 359.28
CITY OF COACHELLA	768-412-012	52737	CALLE CAMACHO	Additional Trash	1	\$ 8.47	\$ 8.47	\$ 101.64
CITY OF COACHELLA	768-412-012	52737	CALLE CAMACHO	Additional Green	1	\$ 8.47	\$ 8.47	\$ 101.64
CITY OF COACHELLA	768-412-013	52753	CALLE CAMACHO	Trash Service	1	\$ 29.94	\$ 29.94	\$ 359.28
CITY OF COACHELLA	768-412-014	52773	CALLE CAMACHO	Trash Service	1	\$ 29.94	\$ 29.94	\$ 359.28
CITY OF COACHELLA	768-412-015	52785	CALLE CAMACHO	Trash Service	1	\$ 29.94	\$ 29.94	\$ 359.28
CITY OF COACHELLA	768-412-015	52785	CALLE CAMACHO	Additional Green	1	\$ 8.47	\$ 8.47	\$ 101.64
CITY OF COACHELLA	768-412-016	52809	CALLE CAMACHO	Trash Service	1	\$ 29.94	\$ 29.94	\$ 359.28
CITY OF COACHELLA	768-412-016	52809	CALLE CAMACHO	Additional Trash	1	\$ 8.47	\$ 8.47	\$ 101.64

City of Coachella Final 2022-23 Tax File

Customer Name	Parcel #	Address	Street	Service Level	Units	Monthly Rate	Total Montly Rate	Annual Rate
CITY OF COACHELLA	768-412-017	52811	CALLE CAMACHO	Trash Service	1	\$ 29.94	\$ 29.94	\$ 359.28
CITY OF COACHELLA	768-412-018	52829	CALLE CAMACHO	Trash Service	1	\$ 29.94	\$ 29.94	\$ 359.28
CITY OF COACHELLA	768-412-019	52845	CALLE CAMACHO	Trash Service	1	\$ 29.94	\$ 29.94	\$ 359.28
CITY OF COACHELLA	768-412-020	84789	AVE 53	Trash Service	2	\$ 29.94	\$ 59.88	\$ 718.56
CITY OF COACHELLA	768-413-001	84950	CALLE ZAMORA	Trash Service	2	\$ 29.94	\$ 59.88	\$ 718.56
CITY OF COACHELLA	768-413-001	84952	CALLE ZAMORA	Trash Service	1	\$ 29.94	\$ 29.94	\$ 359.28
CITY OF COACHELLA	768-413-002	52736	CALLE CAMACHO	Trash Service	2	\$ 29.94	\$ 59.88	\$ 718.56
CITY OF COACHELLA	768-413-002	52736	CALLE CAMACHO	Additional Trash	1	\$ 8.47	\$ 8.47	\$ 101.64
CITY OF COACHELLA	768-413-003	52754	CALLE CAMACHO	Trash Service	1	\$ 29.94	\$ 29.94	\$ 359.28
CITY OF COACHELLA	768-413-003	52754	CALLE CAMACHO	Additional Trash	1	\$ 8.47	\$ 8.47	\$ 101.64
CITY OF COACHELLA	768-413-004	52772	CALLE CAMACHO	Trash Service	3	\$ 29.94	\$ 89.82	\$ 1,077.84
CITY OF COACHELLA	768-413-004	52772	CALLE CAMACHO	Additional Trash	1	\$ 8.47	\$ 8.47	\$ 101.64
CITY OF COACHELLA	768-413-005	52790	CALLE CAMACHO	Trash Service	2	\$ 29.94	\$ 59.88	\$ 718.56
CITY OF COACHELLA	768-413-005	52790	CALLE CAMACHO	Additional Trash	1	\$ 8.47	\$ 8.47	\$ 101.64
CITY OF COACHELLA	768-413-006	52810	CALLE CAMACHO	Trash Service	1	\$ 29.94	\$ 29.94	\$ 359.28
CITY OF COACHELLA	768-413-007	52830	CALLE CAMACHO	Trash Service	1	\$ 29.94	\$ 29.94	\$ 359.28
CITY OF COACHELLA	768-413-007	52830	CALLE CAMACHO	Additional Recycle	1	\$ 8.47	\$ 8.47	\$ 101.64
CITY OF COACHELLA	768-413-007	52830	CALLE CAMACHO	Additional Trash	1	\$ 8.47	\$ 8.47	\$ 101.64
CITY OF COACHELLA	768-413-009	52864	CALLE CAMACHO	Trash Service	1	\$ 29.94	\$ 29.94	\$ 359.28
CITY OF COACHELLA	768-413-010	52888	CALLE CAMACHO A	Trash Service	1	\$ 29.94	\$ 29.94	\$ 359.28
CITY OF COACHELLA	768-413-010	52888	CALLE CAMACHO B	Trash Service	1	\$ 29.94	\$ 29.94	\$ 359.28
CITY OF COACHELLA	768-413-016	52829	HARRISON ST	Trash Service	1	\$ 29.94	\$ 29.94	\$ 359.28
CITY OF COACHELLA	768-413-017	52845	HARRISON ST	Trash Service	1	\$ 29.94	\$ 29.94	\$ 359.28
CITY OF COACHELLA	768-420-001	53002	CALLE EMPALME	Trash Service	1	\$ 29.94	\$ 29.94	\$ 359.28
CITY OF COACHELLA	768-420-002	53006	CALLE EMPALME	Trash Service	1	\$ 29.94	\$ 29.94	\$ 359.28
CITY OF COACHELLA	768-420-003	53010	CALLE EMPALME	Trash Service	1	\$ 29.94	\$ 29.94	\$ 359.28
CITY OF COACHELLA	768-420-004	53014	CALLE EMPALME	Trash Service	1	\$ 29.94	\$ 29.94	\$ 359.28
CITY OF COACHELLA	768-420-005	53018	CALLE EMPALME	Trash Service	1	\$ 29.94	\$ 29.94	\$ 359.28
CITY OF COACHELLA	768-420-006	53022	CALLE EMPALME	Trash Service	1	\$ 29.94	\$ 29.94	\$ 359.28
CITY OF COACHELLA	768-420-007	53026	CALLE EMPALME	Trash Service	1	\$ 29.94	\$ 29.94	\$ 359.28
CITY OF COACHELLA	768-420-008	53030	CALLE EMPALME	Trash Service	1	\$ 29.94	\$ 29.94	\$ 359.28
CITY OF COACHELLA	768-420-009	53034	CALLE EMPALME	Trash Service	1	\$ 29.94	\$ 29.94	\$ 359.28
CITY OF COACHELLA	768-420-010	53038	CALLE EMPALME	Trash Service	1	\$ 29.94	\$ 29.94	\$ 359.28
CITY OF COACHELLA	768-420-011	84736	CALLE PINO	Trash Service	1	\$ 29.94	\$ 29.94	\$ 359.28
CITY OF COACHELLA	768-420-012	84732	CALLE PINO	Trash Service	1	\$ 29.94	\$ 29.94	\$ 359.28
CITY OF COACHELLA	768-420-013	84728	CALLE PINO	Trash Service	1	\$ 29.94	\$ 29.94	\$ 359.28
CITY OF COACHELLA	768-420-014	84724	CALLE PINO	Trash Service	1	\$ 29.94	\$ 29.94	\$ 359.28
CITY OF COACHELLA	768-420-015	84720	CALLE PINO	Trash Service	1	\$ 29.94	\$ 29.94	\$ 359.28
CITY OF COACHELLA	768-420-016	84716	CALLE PINO	Trash Service	1	\$ 29.94	\$ 29.94	\$ 359.28
CITY OF COACHELLA	768-420-016	84716	CALLE PINO	Additional Trash	1	\$ 8.47	\$ 8.47	\$ 101.64

City of Coachella Final 2022-23 Tax File

Customer Name	Parcel #	Address	Street	Service Level	Units	Monthly Rate	Total Montly Rate	Annual Rate
CITY OF COACHELLA	768-420-017	84712	CALLE PINO	Trash Service	1	\$ 29.94	\$ 29.94	\$ 359.28
CITY OF COACHELLA	768-420-018	84708	CALLE PINO	Trash Service	1	\$ 29.94	\$ 29.94	\$ 359.28
CITY OF COACHELLA	768-420-019	53003	CALLE OLIVO	Trash Service	1	\$ 29.94	\$ 29.94	\$ 359.28
CITY OF COACHELLA	768-420-019	53003	CALLE OLIVO	Additional Trash	1	\$ 8.47	\$ 8.47	\$ 101.64
CITY OF COACHELLA	768-420-020	53007	CALLE OLIVO	Trash Service	1	\$ 29.94	\$ 29.94	\$ 359.28
CITY OF COACHELLA	768-420-021	53011	CALLE OLIVO	Trash Service	1	\$ 29.94	\$ 29.94	\$ 359.28
CITY OF COACHELLA	768-420-022	53015	CALLE OLIVO	Trash Service	1	\$ 29.94	\$ 29.94	\$ 359.28
CITY OF COACHELLA	768-420-023	53019	CALLE OLIVO	Trash Service	1	\$ 29.94	\$ 29.94	\$ 359.28
CITY OF COACHELLA	768-420-024	53023	CALLE OLIVO	Trash Service	1	\$ 29.94	\$ 29.94	\$ 359.28
CITY OF COACHELLA	768-420-025	53027	CALLE OLIVO	Trash Service	1	\$ 29.94	\$ 29.94	\$ 359.28
CITY OF COACHELLA	768-420-026	53031	CALLE OLIVO	Trash Service	1	\$ 29.94	\$ 29.94	\$ 359.28
CITY OF COACHELLA	768-420-027	84705	CALLE NOGAL	Trash Service	1	\$ 29.94	\$ 29.94	\$ 359.28
CITY OF COACHELLA	768-420-028	84709	CALLE NOGAL	Trash Service	1	\$ 29.94	\$ 29.94	\$ 359.28
CITY OF COACHELLA	768-420-029	84713	CALLE NOGAL	Trash Service	1	\$ 29.94	\$ 29.94	\$ 359.28
CITY OF COACHELLA	768-420-030	84717	CALLE NOGAL	Trash Service	1	\$ 29.94	\$ 29.94	\$ 359.28
CITY OF COACHELLA	768-420-031	84721	CALLE NOGAL	Trash Service	1	\$ 29.94	\$ 29.94	\$ 359.28
CITY OF COACHELLA	768-420-031	84721	CALLE NOGAL	Additional Recycle	1	\$ 8.47	\$ 8.47	\$ 101.64
CITY OF COACHELLA	768-420-032	84725	CALLE NOGAL	Trash Service	1	\$ 29.94	\$ 29.94	\$ 359.28
CITY OF COACHELLA	768-420-033	84729	CALLE NOGAL	Trash Service	1	\$ 29.94	\$ 29.94	\$ 359.28
CITY OF COACHELLA	768-420-034	84733	CALLE NOGAL	Trash Service	1	\$ 29.94	\$ 29.94	\$ 359.28
CITY OF COACHELLA	768-421-001	53003	CALLE CAMACHO	Trash Service	1	\$ 29.94	\$ 29.94	\$ 359.28
CITY OF COACHELLA	768-421-001	53003	CALLE CAMACHO	Additional Trash	1	\$ 8.47	\$ 8.47	\$ 101.64
CITY OF COACHELLA	768-421-002	53049	CALLE CAMACHO	Trash Service	1	\$ 29.94	\$ 29.94	\$ 359.28
CITY OF COACHELLA	768-421-002	53049	CALLE CAMACHO	Additional Trash	1	\$ 8.47	\$ 8.47	\$ 101.64
CITY OF COACHELLA	768-421-003	53063	CALLE CAMACHO	Trash Service	1	\$ 29.94	\$ 29.94	\$ 359.28
CITY OF COACHELLA	768-421-004	53097	CALLE CAMACHO	Trash Service	1	\$ 29.94	\$ 29.94	\$ 359.28
CITY OF COACHELLA	768-421-004	53097	CALLE CAMACHO	Additional Trash	1	\$ 8.47	\$ 8.47	\$ 101.64
CITY OF COACHELLA	768-421-007	53169	CALLE CAMACHO	Trash Service	2	\$ 29.94	\$ 59.88	\$ 718.56
CITY OF COACHELLA	768-421-008	53185	CALLE CAMACHO	Trash Service	1	\$ 29.94	\$ 29.94	\$ 359.28
CITY OF COACHELLA	768-421-009	53207	CALLE CAMACHO	Trash Service	2	\$ 29.94	\$ 59.88	\$ 718.56
CITY OF COACHELLA	768-421-009	53207	CALLE CAMACHO	Additional Trash	1	\$ 8.47	\$ 8.47	\$ 101.64
CITY OF COACHELLA	768-421-010	53225	CALLE CAMACHO	Trash Service	1	\$ 29.94	\$ 29.94	\$ 359.28
CITY OF COACHELLA	768-421-011	53245	CALLE CAMACHO	Trash Service	1	\$ 29.94	\$ 29.94	\$ 359.28
CITY OF COACHELLA	768-421-012	53246	CALLE AVILA	Trash Service	1	\$ 29.94	\$ 29.94	\$ 359.28
CITY OF COACHELLA	768-421-012	53246	CALLE AVILA	Additional Trash	1	\$ 8.47	\$ 8.47	\$ 101.64
CITY OF COACHELLA	768-421-013	53184	CALLE AVILA	Trash Service	1	\$ 29.94	\$ 29.94	\$ 359.28
CITY OF COACHELLA	768-421-013	53184	CALLE AVILA	Additional Trash	1	\$ 8.47	\$ 8.47	\$ 101.64
CITY OF COACHELLA	768-421-014	53174	CALLE AVILA	Trash Service	1	\$ 29.94	\$ 29.94	\$ 359.28
CITY OF COACHELLA	768-421-015	53170	CALLE AVILA	Trash Service	1	\$ 29.94	\$ 29.94	\$ 359.28
CITY OF COACHELLA	768-421-015	53170	CALLE AVILA	Additional Trash	1	\$ 8.47	\$ 8.47	\$ 101.64

City of Coachella Final 2022-23 Tax File

Customer Name	Parcel #	Address	Street	Service Level	Units	Monthly Rate	Total Montly Rate	Annual Rate
CITY OF COACHELLA	768-421-016	53142	CALLE AVILA	Trash Service	1	\$ 29.94	\$ 29.94	\$ 359.28
CITY OF COACHELLA	768-421-016	53142	CALLE AVILA	Additional Trash	1	\$ 8.47	\$ 8.47	\$ 101.64
CITY OF COACHELLA	768-421-017	53148	CALLE AVILA	Trash Service	1	\$ 29.94	\$ 29.94	\$ 359.28
CITY OF COACHELLA	768-421-018	53124	CALLE AVILA	Trash Service	1	\$ 29.94	\$ 29.94	\$ 359.28
CITY OF COACHELLA	768-421-019	53100	CALLE AVILA	Trash Service	1	\$ 29.94	\$ 29.94	\$ 359.28
CITY OF COACHELLA	768-421-020	53078	CALLE AVILA	Trash Service	1	\$ 29.94	\$ 29.94	\$ 359.28
CITY OF COACHELLA	768-421-021	53060	CALLE AVILA	Trash Service	1	\$ 29.94	\$ 29.94	\$ 359.28
CITY OF COACHELLA	768-422-001	53024	CALLE CAMACHO	Trash Service	1	\$ 29.94	\$ 29.94	\$ 359.28
CITY OF COACHELLA	768-422-002	53046	CALLE CAMACHO	Trash Service	1	\$ 29.94	\$ 29.94	\$ 359.28
CITY OF COACHELLA	768-422-002	53046	CALLE CAMACHO	Additional Trash	1	\$ 8.47	\$ 8.47	\$ 101.64
CITY OF COACHELLA	768-422-003	53064	CALLE CAMACHO	Trash Service	1	\$ 29.94	\$ 29.94	\$ 359.28
CITY OF COACHELLA	768-422-004	53016	CALLE CAMACHO	Trash Service	1	\$ 29.94	\$ 29.94	\$ 359.28
CITY OF COACHELLA	768-422-005	53084	CALLE CAMACHO	Trash Service	1	\$ 29.94	\$ 29.94	\$ 359.28
CITY OF COACHELLA	768-422-006	53104	CALLE CAMACHO 1	Trash Service	1	\$ 29.94	\$ 29.94	\$ 359.28
CITY OF COACHELLA	768-422-007	53144	CALLE CAMACHO	Trash Service	1	\$ 29.94	\$ 29.94	\$ 359.28
CITY OF COACHELLA	768-422-008	53168	CALLE CAMACHO	Trash Service	1	\$ 29.94	\$ 29.94	\$ 359.28
CITY OF COACHELLA	768-422-009	53186	CALLE CAMACHO	Trash Service	1	\$ 29.94	\$ 29.94	\$ 359.28
CITY OF COACHELLA	768-422-010	53202	CALLE CAMACHO	Trash Service	2	\$ 29.94	\$ 59.88	\$ 718.56
CITY OF COACHELLA	768-422-010	53202	CALLE CAMACHO	Additional Trash	1	\$ 8.47	\$ 8.47	\$ 101.64
CITY OF COACHELLA	768-422-011	53218	CALLE CAMACHO	Trash Service	1	\$ 29.94	\$ 29.94	\$ 359.28
CITY OF COACHELLA	768-422-012	53246	CALLE CAMACHO	Trash Service	1	\$ 29.94	\$ 29.94	\$ 359.28
CITY OF COACHELLA	768-422-013	84910	AVE 53	Trash Service	1	\$ 29.94	\$ 29.94	\$ 359.28
CITY OF COACHELLA	768-422-013	53015	HARRISON ST	Trash Service	1	\$ 29.94	\$ 29.94	\$ 359.28
CITY OF COACHELLA	768-422-017	53091	HARRISON ST	Trash Service	2	\$ 29.94	\$ 59.88	\$ 718.56
CITY OF COACHELLA	768-422-017	53091	HARRISON ST	Additional Trash	1	\$ 8.47	\$ 8.47	\$ 101.64
CITY OF COACHELLA	768-422-018	53147	HARRISON ST	Trash Service	1	\$ 29.94	\$ 29.94	\$ 359.28
CITY OF COACHELLA	768-422-019	53093	HARRISON ST	Trash Service	1	\$ 29.94	\$ 29.94	\$ 359.28
CITY OF COACHELLA	768-422-020	53158	HARRISON ST	Trash Service	2	\$ 29.94	\$ 59.88	\$ 718.56
CITY OF COACHELLA	768-422-021	53097	HARRISON ST	Trash Service	2	\$ 29.94	\$ 59.88	\$ 718.56
CITY OF COACHELLA	768-422-022	53121	HARRISON ST	Trash Service	1	\$ 29.94	\$ 29.94	\$ 359.28
CITY OF COACHELLA	768-423-001	53023	CALLE AVILA	Trash Service	1	\$ 29.94	\$ 29.94	\$ 359.28
CITY OF COACHELLA	768-423-001	53023	CALLE AVILA	Additional Trash	1	\$ 8.47	\$ 8.47	\$ 101.64
CITY OF COACHELLA	768-423-002	53019	CALLE AVILA	Trash Service	1	\$ 29.94	\$ 29.94	\$ 359.28
CITY OF COACHELLA	768-423-003	53015	CALLE AVILA	Trash Service	1	\$ 29.94	\$ 29.94	\$ 359.28
CITY OF COACHELLA	768-423-004	53011	CALLE AVILA	Trash Service	1	\$ 29.94	\$ 29.94	\$ 359.28
CITY OF COACHELLA	768-423-005	84729	CALLE PINO	Trash Service	1	\$ 29.94	\$ 29.94	\$ 359.28
CITY OF COACHELLA	768-423-006	84725	CALLE PINO	Trash Service	1	\$ 29.94	\$ 29.94	\$ 359.28
CITY OF COACHELLA	768-423-006	84725	CALLE PINO	Additional Trash	1	\$ 8.47	\$ 8.47	\$ 101.64
CITY OF COACHELLA	768-423-007	84721	CALLE PINO	Trash Service	1	\$ 29.94	\$ 29.94	\$ 359.28
CITY OF COACHELLA	768-423-008	84717	CALLE PINO	Trash Service	1	\$ 29.94	\$ 29.94	\$ 359.28

City of Coachella Final 2022-23 Tax File

Customer Name	Parcel #	Address	Street	Service Level	Units	Monthly Rate	Total Montly Rate	Annual Rate
CITY OF COACHELLA	768-423-009	84713	CALLE PINO	Trash Service	1	\$ 29.94	\$ 29.94	\$ 359.28
CITY OF COACHELLA	768-423-010	84710	CALLE NOGAL	Trash Service	1	\$ 29.94	\$ 29.94	\$ 359.28
CITY OF COACHELLA	768-423-011	84714	CALLE NOGAL	Trash Service	1	\$ 29.94	\$ 29.94	\$ 359.28
CITY OF COACHELLA	768-423-012	84718	CALLE NOGAL	Trash Service	1	\$ 29.94	\$ 29.94	\$ 359.28
CITY OF COACHELLA	768-423-012	84718	CALLE NOGAL	Additional Trash	1	\$ 8.47	\$ 8.47	\$ 101.64
CITY OF COACHELLA	768-423-013	84722	CALLE NOGAL	Trash Service	1	\$ 29.94	\$ 29.94	\$ 359.28
CITY OF COACHELLA	768-423-014	84726	CALLE NOGAL	Trash Service	1	\$ 29.94	\$ 29.94	\$ 359.28
CITY OF COACHELLA	768-423-014	84726	CALLE NOGAL	Additional Trash	1	\$ 8.47	\$ 8.47	\$ 101.64
CITY OF COACHELLA	768-423-014	84726	CALLE NOGAL	Additional Recycle	1	\$ 8.47	\$ 8.47	\$ 101.64
CITY OF COACHELLA	768-430-006	53380	FREDERICK ST	Trash Service	1	\$ 29.94	\$ 29.94	\$ 359.28
CITY OF COACHELLA	768-460-001	85184	BELLISSIMA AVE	Trash Service	1	\$ 29.94	\$ 29.94	\$ 359.28
CITY OF COACHELLA	768-460-001	84184	BELLISSIMA AVE	Trash Service	1	\$ 29.94	\$ 29.94	\$ 359.28
CITY OF COACHELLA	768-460-002	85172	BELLISSIMA AVE	Trash Service	1	\$ 29.94	\$ 29.94	\$ 359.28
CITY OF COACHELLA	768-460-003	85160	BELLISSIMA AVE	Trash Service	1	\$ 29.94	\$ 29.94	\$ 359.28
CITY OF COACHELLA	768-460-004	85148	BELLISSIMA AVE	Trash Service	1	\$ 29.94	\$ 29.94	\$ 359.28
CITY OF COACHELLA	768-460-005	85136	BELLISSIMA AVE	Trash Service	1	\$ 29.94	\$ 29.94	\$ 359.28
CITY OF COACHELLA	768-460-006	84126	BELLISSIMA AVE	Trash Service	1	\$ 29.94	\$ 29.94	\$ 359.28
CITY OF COACHELLA	768-460-007	84114	BELLISSIMA AVE	Trash Service	1	\$ 29.94	\$ 29.94	\$ 359.28
CITY OF COACHELLA	768-460-008	84102	BELLISSIMA AVE	Trash Service	1	\$ 29.94	\$ 29.94	\$ 359.28
CITY OF COACHELLA	768-460-009	85090	BELLISSIMA AVE	Trash Service	1	\$ 29.94	\$ 29.94	\$ 359.28
CITY OF COACHELLA	768-460-010	85080	BELLISSIMA AVE	Trash Service	1	\$ 29.94	\$ 29.94	\$ 359.28
CITY OF COACHELLA	768-460-011	85068	BELLISSIMA AVE	Trash Service	1	\$ 29.94	\$ 29.94	\$ 359.28
CITY OF COACHELLA	768-460-012	85056	BELLISSIMA AVE	Trash Service	1	\$ 29.94	\$ 29.94	\$ 359.28
CITY OF COACHELLA	768-461-002	84033	BELLISSIMA AVE	Trash Service	1	\$ 29.94	\$ 29.94	\$ 359.28
CITY OF COACHELLA	768-461-002	84033	BELLISSIMA AVE	Additional Recycle	1	\$ 8.47	\$ 8.47	\$ 101.64
CITY OF COACHELLA	768-461-002	84033	BELLISSIMA AVE	Additional Recycle	1	\$ 8.47	\$ 8.47	\$ 101.64
CITY OF COACHELLA	768-461-003	84045	BELLISSIMA AVE	Trash Service	1	\$ 29.94	\$ 29.94	\$ 359.28
CITY OF COACHELLA	768-461-004	84055	BELLISSIMA AVE	Trash Service	1	\$ 29.94	\$ 29.94	\$ 359.28
CITY OF COACHELLA	768-461-005	84067	BELLISSIMA AVE	Trash Service	1	\$ 29.94	\$ 29.94	\$ 359.28
CITY OF COACHELLA	768-461-006	84079	BELLISSIMA AVE	Trash Service	1	\$ 29.94	\$ 29.94	\$ 359.28
CITY OF COACHELLA	768-461-007	84091	BELLISSIMA AVE	Trash Service	1	\$ 29.94	\$ 29.94	\$ 359.28
CITY OF COACHELLA	768-461-008	84101	BELLISSIMA AVE	Trash Service	1	\$ 29.94	\$ 29.94	\$ 359.28
CITY OF COACHELLA	768-461-009	84113	BELLISSIMA AVE	Trash Service	1	\$ 29.94	\$ 29.94	\$ 359.28
CITY OF COACHELLA	768-461-010	85125	BELLISSIMA AVE	Trash Service	1	\$ 29.94	\$ 29.94	\$ 359.28
CITY OF COACHELLA	768-461-010	84125	BELLISSIMA AVE	Trash Service	1	\$ 29.94	\$ 29.94	\$ 359.28
CITY OF COACHELLA	768-461-011	85137	BELLISSIMA AVE	Trash Service	1	\$ 29.94	\$ 29.94	\$ 359.28
CITY OF COACHELLA	768-461-011	84137	BELLISSIMA AVE	Trash Service	1	\$ 29.94	\$ 29.94	\$ 359.28
CITY OF COACHELLA	768-461-012	85149	BELLISSIMA AVE	Trash Service	1	\$ 29.94	\$ 29.94	\$ 359.28
CITY OF COACHELLA	768-461-013	85148	BELLA ROMA LANE	Trash Service	1	\$ 29.94	\$ 29.94	\$ 359.28
CITY OF COACHELLA	768-461-014	85136	BELLA ROMA LANE	Trash Service	1	\$ 29.94	\$ 29.94	\$ 359.28

City of Coachella Final 2022-23 Tax File

Customer Name	Parcel #	Address	Street	Service Level	Units	Monthly Rate	Total Montly Rate	Annual Rate
CITY OF COACHELLA	768-461-015	85126	BELLA ROMA LANE	Trash Service	1	\$ 29.94	\$ 29.94	\$ 359.28
CITY OF COACHELLA	768-461-016	84112	BELLA ROMA LANE	Trash Service	1	\$ 29.94	\$ 29.94	\$ 359.28
CITY OF COACHELLA	768-461-016	84112	BELLA ROMA LANE	Additional Trash	1	\$ 8.47	\$ 8.47	\$ 101.64
CITY OF COACHELLA	768-461-017	84100	BELLA ROMA LANE	Trash Service	1	\$ 29.94	\$ 29.94	\$ 359.28
CITY OF COACHELLA	768-461-018	84090	BELLA ROMA LANE	Trash Service	1	\$ 29.94	\$ 29.94	\$ 359.28
CITY OF COACHELLA	768-461-019	84080	BELLA ROMA LANE	Trash Service	1	\$ 29.94	\$ 29.94	\$ 359.28
CITY OF COACHELLA	768-461-020	84068	BELLA ROMA LANE	Trash Service	1	\$ 29.94	\$ 29.94	\$ 359.28
CITY OF COACHELLA	768-461-021	84044	BELLA ROMA LANE	Trash Service	1	\$ 29.94	\$ 29.94	\$ 359.28
CITY OF COACHELLA	768-461-022	84033	BELLA ROMA LANE	Trash Service	1	\$ 29.94	\$ 29.94	\$ 359.28
CITY OF COACHELLA	768-461-023	84045	BELLA ROMA LANE	Trash Service	1	\$ 29.94	\$ 29.94	\$ 359.28
CITY OF COACHELLA	768-461-024	84067	BELLA ROMA LANE	Trash Service	1	\$ 29.94	\$ 29.94	\$ 359.28
CITY OF COACHELLA	768-461-025	84079	BELLA ROMA LANE	Trash Service	1	\$ 29.94	\$ 29.94	\$ 359.28
CITY OF COACHELLA	768-461-026	84091	BELLA ROMA LANE	Trash Service	1	\$ 29.94	\$ 29.94	\$ 359.28
CITY OF COACHELLA	768-461-027	84101	BELLA ROMA LANE	Trash Service	1	\$ 29.94	\$ 29.94	\$ 359.28
CITY OF COACHELLA	768-461-028	85113	BELLA ROMA LANE	Trash Service	1	\$ 29.94	\$ 29.94	\$ 359.28
CITY OF COACHELLA	768-461-029	85127	BELLA ROMA LANE	Trash Service	1	\$ 29.94	\$ 29.94	\$ 359.28
CITY OF COACHELLA	768-461-029	84127	BELLA ROMA LANE	Trash Service	1	\$ 29.94	\$ 29.94	\$ 359.28
CITY OF COACHELLA	768-461-029	84127	BELLA ROMA LANE	Additional Trash	1	\$ 8.47	\$ 8.47	\$ 101.64
CITY OF COACHELLA	768-461-030	85137	BELLA ROMA LANE	Trash Service	1	\$ 29.94	\$ 29.94	\$ 359.28
CITY OF COACHELLA	768-461-030	84137	BELLA ROMA LANE	Trash Service	1	\$ 29.94	\$ 29.94	\$ 359.28
CITY OF COACHELLA	768-461-031	84149	BELLA ROMA LANE	Trash Service	1	\$ 29.94	\$ 29.94	\$ 359.28
CITY OF COACHELLA	768-461-032	85159	BELLA ROMA LANE	Trash Service	1	\$ 29.94	\$ 29.94	\$ 359.28
CITY OF COACHELLA	768-461-032	84159	BELLA ROMA LANE	Trash Service	1	\$ 29.94	\$ 29.94	\$ 359.28
CITY OF COACHELLA	768-461-033	53430	BELLA ROMA LANE	Trash Service	1	\$ 29.94	\$ 29.94	\$ 359.28
CITY OF COACHELLA	768-461-034	53408	BELLA ROMA LANE	Trash Service	1	\$ 29.94	\$ 29.94	\$ 359.28
CITY OF COACHELLA	768-461-035	53384	BELLA ROMA LANE	Trash Service	1	\$ 29.94	\$ 29.94	\$ 359.28
CITY OF COACHELLA	768-461-036	53362	BELLA ROMA LANE	Trash Service	1	\$ 29.94	\$ 29.94	\$ 359.28
CITY OF COACHELLA	768-470-001	84110	LA JOLLA AVE	Trash Service	1	\$ 29.94	\$ 29.94	\$ 359.28
CITY OF COACHELLA	768-470-001	84110	LA JOLLA AVE	Trash Service	1	\$ 29.94	\$ 29.94	\$ 359.28
CITY OF COACHELLA	768-470-002	84098	LA JOLLA AVE	Trash Service	1	\$ 29.94	\$ 29.94	\$ 359.28
CITY OF COACHELLA	768-470-002	84098	LA JOLLA AVE	Trash Service	1	\$ 29.94	\$ 29.94	\$ 359.28
CITY OF COACHELLA	768-470-003	84084	LA JOLLA AVE	Trash Service	1	\$ 29.94	\$ 29.94	\$ 359.28
CITY OF COACHELLA	768-470-003	84084	LA JOLLA AVE	Trash Service	1	\$ 29.94	\$ 29.94	\$ 359.28
CITY OF COACHELLA	768-470-004	52289	CALLE ALICIA	Trash Service	1	\$ 29.94	\$ 29.94	\$ 359.28
CITY OF COACHELLA	768-470-004	84074	LA JOLLA AVE	Trash Service	1	\$ 29.94	\$ 29.94	\$ 359.28
CITY OF COACHELLA	768-470-004	84074	LA JOLLA AVE	Trash Service	1	\$ 29.94	\$ 29.94	\$ 359.28
CITY OF COACHELLA	768-470-005	84073	LA JOLLA AVE	Trash Service	1	\$ 29.94	\$ 29.94	\$ 359.28
CITY OF COACHELLA	768-470-005	84073	LA JOLLA AVE	Trash Service	1	\$ 29.94	\$ 29.94	\$ 359.28
CITY OF COACHELLA	768-470-006	84083	LA JOLLA AVE	Trash Service	1	\$ 29.94	\$ 29.94	\$ 359.28
CITY OF COACHELLA	768-470-006	84083	LA JOLLA AVE	Trash Service	1	\$ 29.94	\$ 29.94	\$ 359.28

City of Coachella Final 2022-23 Tax File

Customer Name	Parcel #	Address	Street	Service Level	Units	Monthly Rate	Total Montly Rate	Annual Rate
CITY OF COACHELLA	768-470-007	84097	LA JOLLA AVE	Trash Service	1	\$ 29.94	\$ 29.94	\$ 359.28
CITY OF COACHELLA	768-470-007	84097	LA JOLLA AVE	Trash Service	1	\$ 29.94	\$ 29.94	\$ 359.28
CITY OF COACHELLA	768-470-008	84109	LA JOLLA AVE	Trash Service	1	\$ 29.94	\$ 29.94	\$ 359.28
CITY OF COACHELLA	768-470-008	84109	LA JOLLA AVE	Trash Service	1	\$ 29.94	\$ 29.94	\$ 359.28
CITY OF COACHELLA	768-470-009	84121	LA JOLLA AVE	Trash Service	1	\$ 29.94	\$ 29.94	\$ 359.28
CITY OF COACHELLA	768-470-009	84121	LA JOLLA AVE	Additional Trash	1	\$ 8.47	\$ 8.47	\$ 101.64
CITY OF COACHELLA	768-470-009	84121	LA JOLLA AVE	Trash Service	1	\$ 29.94	\$ 29.94	\$ 359.28
CITY OF COACHELLA	768-470-009	84121	LA JOLLA AVE	Additional Trash	1	\$ 8.47	\$ 8.47	\$ 101.64
CITY OF COACHELLA	768-470-010	84133	LA JOLLA AVE	Trash Service	1	\$ 29.94	\$ 29.94	\$ 359.28
CITY OF COACHELLA	768-470-010	84133	LA JOLLA AVE	Trash Service	1	\$ 29.94	\$ 29.94	\$ 359.28
CITY OF COACHELLA	768-470-011	84145	LA JOLLA AVE	Trash Service	1	\$ 29.94	\$ 29.94	\$ 359.28
CITY OF COACHELLA	768-470-011	84145	LA JOLLA AVE	Additional Trash	1	\$ 8.47	\$ 8.47	\$ 101.64
CITY OF COACHELLA	768-470-011	84145	LA JOLLA AVE	Trash Service	1	\$ 29.94	\$ 29.94	\$ 359.28
CITY OF COACHELLA	768-470-011	84145	LA JOLLA AVE	Additional Trash	1	\$ 8.47	\$ 8.47	\$ 101.64
CITY OF COACHELLA	768-470-012	84146	HUNTINGTON AVE	Trash Service	1	\$ 29.94	\$ 29.94	\$ 359.28
CITY OF COACHELLA	768-470-012	84146	HUNTINGTON AVE	Additional Trash	1	\$ 8.47	\$ 8.47	\$ 101.64
CITY OF COACHELLA	768-470-013	84134	HUNTINGTON AVE	Trash Service	1	\$ 29.94	\$ 29.94	\$ 359.28
CITY OF COACHELLA	768-470-014	84122	HUNTINGTON AVE	Trash Service	1	\$ 29.94	\$ 29.94	\$ 359.28
CITY OF COACHELLA	768-470-015	84110	HUNTINGTON AVE	Trash Service	1	\$ 29.94	\$ 29.94	\$ 359.28
CITY OF COACHELLA	768-470-016	84098	HUNTINGTON AVE	Trash Service	1	\$ 29.94	\$ 29.94	\$ 359.28
CITY OF COACHELLA	768-470-017	84086	HUNTINGTON AVE	Trash Service	1	\$ 29.94	\$ 29.94	\$ 359.28
CITY OF COACHELLA	768-470-018	84074	HUNTINGTON AVE	Trash Service	1	\$ 29.94	\$ 29.94	\$ 359.28
CITY OF COACHELLA	768-470-019	84029	HUNTINGTON AVE	Trash Service	1	\$ 29.94	\$ 29.94	\$ 359.28
CITY OF COACHELLA	768-470-020	51134	VENICE LANE	Trash Service	1	\$ 29.94	\$ 29.94	\$ 359.28
CITY OF COACHELLA	768-470-021	51114	VENICE LANE	Trash Service	1	\$ 29.94	\$ 29.94	\$ 359.28
CITY OF COACHELLA	768-470-022	51090	VENICE LANE	Trash Service	1	\$ 29.94	\$ 29.94	\$ 359.28
CITY OF COACHELLA	768-470-023	51068	VENICE LANE	Trash Service	1	\$ 29.94	\$ 29.94	\$ 359.28
CITY OF COACHELLA	768-470-024	51046	VENICE LANE	Trash Service	1	\$ 29.94	\$ 29.94	\$ 359.28
CITY OF COACHELLA	768-470-025	51045	VENICE LANE	Trash Service	1	\$ 29.94	\$ 29.94	\$ 359.28
CITY OF COACHELLA	768-470-026	51067	VENICE LANE	Trash Service	1	\$ 29.94	\$ 29.94	\$ 359.28
CITY OF COACHELLA	768-470-027	51089	VENICE LANE	Trash Service	1	\$ 29.94	\$ 29.94	\$ 359.28
CITY OF COACHELLA	768-470-028	51113	VENICE LANE	Trash Service	1	\$ 29.94	\$ 29.94	\$ 359.28
CITY OF COACHELLA	768-470-029	51135	VENICE LANE	Trash Service	1	\$ 29.94	\$ 29.94	\$ 359.28
CITY OF COACHELLA	768-470-030	51157	VENICE LANE	Trash Service	1	\$ 29.94	\$ 29.94	\$ 359.28
CITY OF COACHELLA	768-470-030	51157	VENICE LANE	Additional Trash	1	\$ 8.47	\$ 8.47	\$ 101.64
CITY OF COACHELLA	768-470-031	84039	HUNTINGTON AVE	Trash Service	1	\$ 29.94	\$ 29.94	\$ 359.28
CITY OF COACHELLA	768-470-032	84062	HUNTINGTON AVE	Trash Service	1	\$ 29.94	\$ 29.94	\$ 359.28
CITY OF COACHELLA	768-470-033	84051	HUNTINGTON AVE	Trash Service	1	\$ 29.94	\$ 29.94	\$ 359.28
CITY OF COACHELLA	768-470-034	84061	HUNTINGTON AVE	Trash Service	1	\$ 29.94	\$ 29.94	\$ 359.28
CITY OF COACHELLA	768-470-035	84073	HUNTINGTON AVE	Trash Service	1	\$ 29.94	\$ 29.94	\$ 359.28

City of Coachella Final 2022-23 Tax File

Customer Name	Parcel #	Address	Street	Service Level	Units	Monthly Rate	Total Montly Rate	Annual Rate
CITY OF COACHELLA	768-470-036	84085	HUNTINGTON AVE	Trash Service	1	\$ 29.94	\$ 29.94	\$ 359.28
CITY OF COACHELLA	768-470-037	84097	HUNTINGTON AVE	Trash Service	1	\$ 29.94	\$ 29.94	\$ 359.28
CITY OF COACHELLA	768-470-038	84098	MANHATTAN AVE	Trash Service	1	\$ 29.94	\$ 29.94	\$ 359.28
CITY OF COACHELLA	768-470-039	84086	MANHATTAN AVE	Trash Service	1	\$ 29.94	\$ 29.94	\$ 359.28
CITY OF COACHELLA	768-470-040	84074	MANHATTAN AVE	Trash Service	1	\$ 29.94	\$ 29.94	\$ 359.28
CITY OF COACHELLA	768-470-041	84062	MANHATTAN AVE	Trash Service	1	\$ 29.94	\$ 29.94	\$ 359.28
CITY OF COACHELLA	768-470-042	84052	MANHATTAN AVE	Trash Service	1	\$ 29.94	\$ 29.94	\$ 359.28
CITY OF COACHELLA	768-470-043	84040	MANHATTAN AVE	Trash Service	1	\$ 29.94	\$ 29.94	\$ 359.28
CITY OF COACHELLA	768-470-044	84030	MANHATTAN AVE	Trash Service	1	\$ 29.94	\$ 29.94	\$ 359.28
CITY OF COACHELLA	768-470-045	84018	MANHATTAN AVE	Trash Service	1	\$ 29.94	\$ 29.94	\$ 359.28
CITY OF COACHELLA	768-471-001	84017	MANHATTAN AVE	Trash Service	1	\$ 29.94	\$ 29.94	\$ 359.28
CITY OF COACHELLA	768-471-002	84029	MANHATTAN AVE	Trash Service	1	\$ 29.94	\$ 29.94	\$ 359.28
CITY OF COACHELLA	768-471-003	84039	MANHATTAN AVE	Trash Service	1	\$ 29.94	\$ 29.94	\$ 359.28
CITY OF COACHELLA	768-471-004	84051	MANHATTAN AVE	Trash Service	1	\$ 29.94	\$ 29.94	\$ 359.28
CITY OF COACHELLA	768-471-005	84061	MANHATTAN AVE	Trash Service	1	\$ 29.94	\$ 29.94	\$ 359.28
CITY OF COACHELLA	768-471-006	84073	MANHATTAN AVE	Trash Service	1	\$ 29.94	\$ 29.94	\$ 359.28
CITY OF COACHELLA	768-471-007	84085	MANHATTAN AVE	Trash Service	1	\$ 29.94	\$ 29.94	\$ 359.28
CITY OF COACHELLA	768-471-008	84097	MANHATTAN AVE	Trash Service	1	\$ 29.94	\$ 29.94	\$ 359.28
CITY OF COACHELLA	768-471-009	84098	CAPITOLA AVE	Trash Service	1	\$ 29.94	\$ 29.94	\$ 359.28
CITY OF COACHELLA	768-471-011	84086	CAPITOLA AVE	Trash Service	1	\$ 29.94	\$ 29.94	\$ 359.28
CITY OF COACHELLA	768-471-011	84074	CAPITOLA AVE	Trash Service	1	\$ 29.94	\$ 29.94	\$ 359.28
CITY OF COACHELLA	768-471-012	84062	CAPITOLA AVE	Trash Service	1	\$ 29.94	\$ 29.94	\$ 359.28
CITY OF COACHELLA	768-471-013	84052	CAPITOLA AVE	Trash Service	1	\$ 29.94	\$ 29.94	\$ 359.28
CITY OF COACHELLA	768-471-014	84040	CAPITOLA AVE	Trash Service	1	\$ 29.94	\$ 29.94	\$ 359.28
CITY OF COACHELLA	768-471-015	84032	CAPITOLA AVE	Trash Service	1	\$ 29.94	\$ 29.94	\$ 359.28
CITY OF COACHELLA	768-471-016	84039	CAPITOLA AVE	Trash Service	1	\$ 29.94	\$ 29.94	\$ 359.28
CITY OF COACHELLA	768-471-017	84051	CAPITOLA AVE	Trash Service	1	\$ 29.94	\$ 29.94	\$ 359.28
CITY OF COACHELLA	768-471-018	84061	CAPITOLA AVE	Trash Service	1	\$ 29.94	\$ 29.94	\$ 359.28
CITY OF COACHELLA	768-471-019	84073	CAPITOLA AVE	Trash Service	1	\$ 29.94	\$ 29.94	\$ 359.28
CITY OF COACHELLA	768-471-020	84085	CAPITOLA AVE	Trash Service	1	\$ 29.94	\$ 29.94	\$ 359.28
CITY OF COACHELLA	768-471-021	84097	CAPITOLA AVE	Trash Service	1	\$ 29.94	\$ 29.94	\$ 359.28
CITY OF COACHELLA	768-471-023	84119	CAPITOLA AVE	Trash Service	1	\$ 29.94	\$ 29.94	\$ 359.28
CITY OF COACHELLA	768-471-024	84131	CAPITOLA AVE	Trash Service	1	\$ 29.94	\$ 29.94	\$ 359.28
CITY OF COACHELLA	768-471-025	84143	CAPITOLA AVE	Trash Service	1	\$ 29.94	\$ 29.94	\$ 359.28
CITY OF COACHELLA	768-471-025	84143	CAPITOLA AVE	Additional Trash	1	\$ 8.47	\$ 8.47	\$ 101.64
CITY OF COACHELLA	768-471-026	84155	CAPITOLA AVE	Trash Service	1	\$ 29.94	\$ 29.94	\$ 359.28
CITY OF COACHELLA	768-471-027	84154	LAGUNA LANE	Trash Service	1	\$ 29.94	\$ 29.94	\$ 359.28
CITY OF COACHELLA	768-471-028	84144	LAGUNA LANE	Trash Service	1	\$ 29.94	\$ 29.94	\$ 359.28
CITY OF COACHELLA	768-471-029	84132	LAGUNA LANE	Trash Service	1	\$ 29.94	\$ 29.94	\$ 359.28
CITY OF COACHELLA	768-471-030	84120	LAGUNA LANE	Trash Service	1	\$ 29.94	\$ 29.94	\$ 359.28

City of Coachella Final 2022-23 Tax File

Customer Name	Parcel #	Address	Street	Service Level	Units	Monthly Rate	Total Montly Rate	Annual Rate
CITY OF COACHELLA	768-471-031	84108	LAGUNA LANE	Trash Service	1	\$ 29.94	\$ 29.94	\$ 359.28
CITY OF COACHELLA	768-471-032	84098	LAGUNA LANE	Trash Service	1	\$ 29.94	\$ 29.94	\$ 359.28
CITY OF COACHELLA	768-471-033	84086	LAGUNA LANE	Trash Service	1	\$ 29.94	\$ 29.94	\$ 359.28
CITY OF COACHELLA	768-471-034	84074	LAGUNA LANE	Trash Service	1	\$ 29.94	\$ 29.94	\$ 359.28
CITY OF COACHELLA	768-471-035	84062	LAGUNA LANE	Trash Service	1	\$ 29.94	\$ 29.94	\$ 359.28
CITY OF COACHELLA	768-471-036	84052	LAGUNA LANE	Trash Service	1	\$ 29.94	\$ 29.94	\$ 359.28
CITY OF COACHELLA	768-471-037	84040	LAGUNA LANE	Trash Service	1	\$ 29.94	\$ 29.94	\$ 359.28
CITY OF COACHELLA	768-471-038	84032	LAGUNA LANE	Trash Service	1	\$ 29.94	\$ 29.94	\$ 359.28
CITY OF COACHELLA	768-471-039	84037	LAGUNA LANE	Trash Service	1	\$ 29.94	\$ 29.94	\$ 359.28
CITY OF COACHELLA	768-471-040	84039	LAGUNA LANE	Trash Service	1	\$ 29.94	\$ 29.94	\$ 359.28
CITY OF COACHELLA	768-471-041	84059	LAGUNA LANE	Trash Service	1	\$ 29.94	\$ 29.94	\$ 359.28
CITY OF COACHELLA	768-471-042	84071	LAGUNA LANE	Trash Service	1	\$ 29.94	\$ 29.94	\$ 359.28
CITY OF COACHELLA	768-471-043	84083	LAGUNA LANE	Trash Service	1	\$ 29.94	\$ 29.94	\$ 359.28
CITY OF COACHELLA	768-471-044	84093	LAGUNA LANE	Trash Service	1	\$ 29.94	\$ 29.94	\$ 359.28
CITY OF COACHELLA	768-471-045	84103	LAGUNA LANE	Trash Service	1	\$ 29.94	\$ 29.94	\$ 359.28
CITY OF COACHELLA	768-471-046	84117	LAGUNA LANE	Trash Service	1	\$ 29.94	\$ 29.94	\$ 359.28
CITY OF COACHELLA	768-480-001	84167	LA JOLLA AVE	Trash Service	1	\$ 29.94	\$ 29.94	\$ 359.28
CITY OF COACHELLA	768-480-001	84167	LA JOLLA AVE	Trash Service	1	\$ 29.94	\$ 29.94	\$ 359.28
CITY OF COACHELLA	768-480-002	84179	LA JOLLA AVE	Trash Service	1	\$ 29.94	\$ 29.94	\$ 359.28
CITY OF COACHELLA	768-480-002	84179	LA JOLLA AVE	Trash Service	1	\$ 29.94	\$ 29.94	\$ 359.28
CITY OF COACHELLA	768-480-003	84191	LA JOLLA AVE	Trash Service	1	\$ 29.94	\$ 29.94	\$ 359.28
CITY OF COACHELLA	768-480-003	84191	LA JOLLA AVE	Trash Service	1	\$ 29.94	\$ 29.94	\$ 359.28
CITY OF COACHELLA	768-480-004	84201	LA JOLLA AVE	Trash Service	1	\$ 29.94	\$ 29.94	\$ 359.28
CITY OF COACHELLA	768-480-004	84201	LA JOLLA AVE	Trash Service	1	\$ 29.94	\$ 29.94	\$ 359.28
CITY OF COACHELLA	768-480-005	84213	LA JOLLA AVE	Trash Service	1	\$ 29.94	\$ 29.94	\$ 359.28
CITY OF COACHELLA	768-480-005	84213	LA JOLLA AVE	Additional Trash	1	\$ 8.47	\$ 8.47	\$ 101.64
CITY OF COACHELLA	768-480-005	84213	LA JOLLA AVE	Trash Service	1	\$ 29.94	\$ 29.94	\$ 359.28
CITY OF COACHELLA	768-480-005	84213	LA JOLLA AVE	Additional Trash	1	\$ 8.47	\$ 8.47	\$ 101.64
CITY OF COACHELLA	768-480-006	84225	LA JOLLA AVE	Trash Service	1	\$ 29.94	\$ 29.94	\$ 359.28
CITY OF COACHELLA	768-480-007	84243	LA JOLLA AVE	Trash Service	1	\$ 29.94	\$ 29.94	\$ 359.28
CITY OF COACHELLA	768-480-007	84243	LA JOLLA AVE	Additional Trash	1	\$ 8.47	\$ 8.47	\$ 101.64
CITY OF COACHELLA	768-480-007	84243	LA JOLLA AVE	Trash Service	1	\$ 29.94	\$ 29.94	\$ 359.28
CITY OF COACHELLA	768-480-007	84243	LA JOLLA AVE	Additional Trash	1	\$ 8.47	\$ 8.47	\$ 101.64
CITY OF COACHELLA	768-480-008	84253	LA JOLLA AVE	Trash Service	1	\$ 29.94	\$ 29.94	\$ 359.28
CITY OF COACHELLA	768-480-008	84253	LA JOLLA AVE	Trash Service	1	\$ 29.94	\$ 29.94	\$ 359.28
CITY OF COACHELLA	768-480-009	84263	LA JOLLA AVE	Trash Service	1	\$ 29.94	\$ 29.94	\$ 359.28
CITY OF COACHELLA	768-480-009	84263	LA JOLLA AVE	Trash Service	1	\$ 29.94	\$ 29.94	\$ 359.28
CITY OF COACHELLA	768-480-010	51123	NEWPORT ST	Trash Service	1	\$ 29.94	\$ 29.94	\$ 359.28
CITY OF COACHELLA	768-480-011	51145	NEWPORT ST	Trash Service	1	\$ 29.94	\$ 29.94	\$ 359.28
CITY OF COACHELLA	768-480-012	51169	NEWPORT ST	Trash Service	1	\$ 29.94	\$ 29.94	\$ 359.28

City of Coachella Final 2022-23 Tax File

Customer Name	Parcel #	Address	Street	Service Level	Units	Monthly Rate	Total Montly Rate	Annual Rate
CITY OF COACHELLA	768-480-012	51169	NEWPORT ST	Additional Trash	1	\$ 8.47	\$ 8.47	\$ 101.64
CITY OF COACHELLA	768-480-013	51191	NEWPORT ST	Trash Service	1	\$ 29.94	\$ 29.94	\$ 359.28
CITY OF COACHELLA	768-480-014	51215	NEWPORT ST	Trash Service	1	\$ 29.94	\$ 29.94	\$ 359.28
CITY OF COACHELLA	768-480-015	51237	NEWPORT ST	Trash Service	1	\$ 29.94	\$ 29.94	\$ 359.28
CITY OF COACHELLA	768-480-015	51237	NEWPORT ST	Additional Recycle	1	\$ 8.47	\$ 8.47	\$ 101.64
CITY OF COACHELLA	768-480-015	51237	NEWPORT ST	Additional Trash	1	\$ 8.47	\$ 8.47	\$ 101.64
CITY OF COACHELLA	768-480-016	51261	NEWPORT ST	Trash Service	1	\$ 29.94	\$ 29.94	\$ 359.28
CITY OF COACHELLA	768-480-017	51283	NEWPORT ST	Trash Service	1	\$ 29.94	\$ 29.94	\$ 359.28
CITY OF COACHELLA	768-480-018	51305	NEWPORT ST	Trash Service	1	\$ 29.94	\$ 29.94	\$ 359.28
CITY OF COACHELLA	768-480-019	51327	NEWPORT ST	Trash Service	1	\$ 29.94	\$ 29.94	\$ 359.28
CITY OF COACHELLA	768-480-019	51327	NEWPORT ST	Additional Trash	2	\$ 8.47	\$ 16.94	\$ 203.28
CITY OF COACHELLA	768-480-020	51328	VENEDITA BLVD	Trash Service	1	\$ 29.94	\$ 29.94	\$ 359.28
CITY OF COACHELLA	768-480-021	51306	VENEDITA BLVD	Trash Service	1	\$ 29.94	\$ 29.94	\$ 359.28
CITY OF COACHELLA	768-480-022	51284	VENEDITA BLVD	Trash Service	1	\$ 29.94	\$ 29.94	\$ 359.28
CITY OF COACHELLA	768-480-023	51262	VENEDITA BLVD	Trash Service	1	\$ 29.94	\$ 29.94	\$ 359.28
CITY OF COACHELLA	768-480-024	51238	VENEDITA BLVD	Trash Service	1	\$ 29.94	\$ 29.94	\$ 359.28
CITY OF COACHELLA	768-480-025	51216	VENEDITA BLVD	Trash Service	1	\$ 29.94	\$ 29.94	\$ 359.28
CITY OF COACHELLA	768-480-026	51192	VENEDITA BLVD	Trash Service	1	\$ 29.94	\$ 29.94	\$ 359.28
CITY OF COACHELLA	768-480-027	51170	VENEDITA BLVD	Trash Service	1	\$ 29.94	\$ 29.94	\$ 359.28
CITY OF COACHELLA	768-480-028	51146	VENEDITA BLVD	Trash Service	1	\$ 29.94	\$ 29.94	\$ 359.28
CITY OF COACHELLA	768-480-028	51146	VENEDITA BLVD	Additional Trash	1	\$ 8.47	\$ 8.47	\$ 101.64
CITY OF COACHELLA	768-480-029	84220	HUNTINGTON AVE	Trash Service	1	\$ 29.94	\$ 29.94	\$ 359.28
CITY OF COACHELLA	768-480-030	84210	HUNTINGTON AVE	Trash Service	1	\$ 29.94	\$ 29.94	\$ 359.28
CITY OF COACHELLA	768-480-031	84198	HUNTINGTON AVE	Trash Service	1	\$ 29.94	\$ 29.94	\$ 359.28
CITY OF COACHELLA	768-480-032	84186	HUNTINGTON AVE	Trash Service	1	\$ 29.94	\$ 29.94	\$ 359.28
CITY OF COACHELLA	768-480-032	84186	HUNTINGTON AVE	Additional Trash	1	\$ 8.47	\$ 8.47	\$ 101.64
CITY OF COACHELLA	768-480-033	84174	HUNTINGTON AVE	Trash Service	1	\$ 29.94	\$ 29.94	\$ 359.28
CITY OF COACHELLA	768-481-001	84202	LA JOLLA AVE	Trash Service	1	\$ 29.94	\$ 29.94	\$ 359.28
CITY OF COACHELLA	768-481-001	84202	LA JOLLA AVE	Trash Service	1	\$ 29.94	\$ 29.94	\$ 359.28
CITY OF COACHELLA	768-481-002	84192	LA JOLLA AVE	Trash Service	1	\$ 29.94	\$ 29.94	\$ 359.28
CITY OF COACHELLA	768-481-002	84192	LA JOLLA AVE	Trash Service	1	\$ 29.94	\$ 29.94	\$ 359.28
CITY OF COACHELLA	768-481-003	84180	LA JOLLA AVE	Trash Service	1	\$ 29.94	\$ 29.94	\$ 359.28
CITY OF COACHELLA	768-481-003	84180	LA JOLLA AVE	Additional Trash	1	\$ 8.47	\$ 8.47	\$ 101.64
CITY OF COACHELLA	768-481-003	84180	LA JOLLA AVE	Trash Service	1	\$ 29.94	\$ 29.94	\$ 359.28
CITY OF COACHELLA	768-481-003	84180	LA JOLLA AVE	Additional Trash	1	\$ 8.47	\$ 8.47	\$ 101.64
CITY OF COACHELLA	768-481-004	84168	LA JOLLA AVE	Trash Service	1	\$ 29.94	\$ 29.94	\$ 359.28
CITY OF COACHELLA	768-481-004	84168	LA JOLLA AVE	Trash Service	1	\$ 29.94	\$ 29.94	\$ 359.28
CITY OF COACHELLA	768-481-005	84156	LA JOLLA AVE	Trash Service	1	\$ 29.94	\$ 29.94	\$ 359.28
CITY OF COACHELLA	768-481-005	84156	LA JOLLA AVE	Trash Service	1	\$ 29.94	\$ 29.94	\$ 359.28
CITY OF COACHELLA	768-481-006	84146	LA JOLLA AVE	Trash Service	1	\$ 29.94	\$ 29.94	\$ 359.28

City of Coachella Final 2022-23 Tax File

Customer Name	Parcel #	Address	Street	Service Level	Units	Monthly Rate	Total Montly Rate	Annual Rate
CITY OF COACHELLA	768-481-006	84146	LA JOLLA AVE	Additional Trash	2	\$ 8.47	\$ 16.94	\$ 203.28
CITY OF COACHELLA	768-481-006	84146	LA JOLLA AVE	Trash Service	1	\$ 29.94	\$ 29.94	\$ 359.28
CITY OF COACHELLA	768-481-006	84146	LA JOLLA AVE	Additional Trash	2	\$ 8.47	\$ 16.94	\$ 203.28
CITY OF COACHELLA	768-481-007	84134	LA JOLLA AVE	Trash Service	1	\$ 29.94	\$ 29.94	\$ 359.28
CITY OF COACHELLA	768-481-007	84134	LA JOLLA AVE	Trash Service	1	\$ 29.94	\$ 29.94	\$ 359.28
CITY OF COACHELLA	768-481-008	84122	LA JOLLA AVE	Trash Service	1	\$ 29.94	\$ 29.94	\$ 359.28
CITY OF COACHELLA	768-481-008	84122	LA JOLLA AVE	Trash Service	1	\$ 29.94	\$ 29.94	\$ 359.28
CITY OF COACHELLA	768-482-001	84129	LAGUNA LANE	Trash Service	1	\$ 29.94	\$ 29.94	\$ 359.28
CITY OF COACHELLA	768-482-002	84139	LAGUNA LANE	Trash Service	1	\$ 29.94	\$ 29.94	\$ 359.28
CITY OF COACHELLA	768-482-003	84151	LAGUNA LANE	Trash Service	1	\$ 29.94	\$ 29.94	\$ 359.28
CITY OF COACHELLA	768-482-004	84161	LAGUNA LANE	Trash Service	1	\$ 29.94	\$ 29.94	\$ 359.28
CITY OF COACHELLA	768-482-005	84173	LAGUNA LANE	Trash Service	1	\$ 29.94	\$ 29.94	\$ 359.28
CITY OF COACHELLA	768-482-006	51434	LAGUNA LANE	Trash Service	1	\$ 29.94	\$ 29.94	\$ 359.28
CITY OF COACHELLA	768-482-007	51416	LAGUNA LANE	Trash Service	1	\$ 29.94	\$ 29.94	\$ 359.28
CITY OF COACHELLA	768-482-008	51394	LAGUNA LANE	Trash Service	1	\$ 29.94	\$ 29.94	\$ 359.28
CITY OF COACHELLA	768-482-009	51372	LAGUNA LANE	Trash Service	1	\$ 29.94	\$ 29.94	\$ 359.28
CITY OF COACHELLA	768-482-010	84199	CAPITOLA AVE	Trash Service	1	\$ 29.94	\$ 29.94	\$ 359.28
CITY OF COACHELLA	768-482-011	84211	CAPITOLA AVE	Trash Service	1	\$ 29.94	\$ 29.94	\$ 359.28
CITY OF COACHELLA	768-482-012	84221	CAPITOLA AVE	Trash Service	1	\$ 29.94	\$ 29.94	\$ 359.28
CITY OF COACHELLA	768-482-013	84233	CAPITOLA AVE	Trash Service	1	\$ 29.94	\$ 29.94	\$ 359.28
CITY OF COACHELLA	768-482-014	84245	CAPITOLA AVE	Trash Service	1	\$ 29.94	\$ 29.94	\$ 359.28
CITY OF COACHELLA	768-482-015	84257	CAPITOLA AVE	Trash Service	1	\$ 29.94	\$ 29.94	\$ 359.28
CITY OF COACHELLA	768-482-016	84267	CAPITOLA AVE	Trash Service	1	\$ 29.94	\$ 29.94	\$ 359.28
CITY OF COACHELLA	768-482-017	84268	MIRAMAR CT	Trash Service	1	\$ 29.94	\$ 29.94	\$ 359.28
CITY OF COACHELLA	768-482-018	84256	MIRAMAR CT	Trash Service	1	\$ 29.94	\$ 29.94	\$ 359.28
CITY OF COACHELLA	768-482-018	84256	MIRAMAR CT	Additional Recycle	1	\$ 8.47	\$ 8.47	\$ 101.64
CITY OF COACHELLA	768-482-019	84246	MIRAMAR CT	Trash Service	1	\$ 29.94	\$ 29.94	\$ 359.28
CITY OF COACHELLA	768-482-020	84234	MIRAMAR CT	Trash Service	1	\$ 29.94	\$ 29.94	\$ 359.28
CITY OF COACHELLA	768-482-021	84222	MIRAMAR CT	Trash Service	1	\$ 29.94	\$ 29.94	\$ 359.28
CITY OF COACHELLA	768-482-022	84210	MIRAMAR CT	Trash Service	1	\$ 29.94	\$ 29.94	\$ 359.28
CITY OF COACHELLA	768-482-023	84211	MIRAMAR CT	Trash Service	1	\$ 29.94	\$ 29.94	\$ 359.28
CITY OF COACHELLA	768-482-024	84223	MIRAMAR CT	Trash Service	1	\$ 29.94	\$ 29.94	\$ 359.28
CITY OF COACHELLA	768-482-025	84235	MIRAMAR CT	Trash Service	1	\$ 29.94	\$ 29.94	\$ 359.28
CITY OF COACHELLA	768-482-026	84245	MIRAMAR CT	Trash Service	1	\$ 29.94	\$ 29.94	\$ 359.28
CITY OF COACHELLA	768-482-027	84257	MIRAMAR CT	Trash Service	1	\$ 29.94	\$ 29.94	\$ 359.28
CITY OF COACHELLA	768-483-001	84174	CAPITOLA AVE	Trash Service	1	\$ 29.94	\$ 29.94	\$ 359.28
CITY OF COACHELLA	768-483-002	84162	CAPITOLA AVE	Trash Service	1	\$ 29.94	\$ 29.94	\$ 359.28
CITY OF COACHELLA	768-483-003	84150	CAPITOLA AVE	Trash Service	1	\$ 29.94	\$ 29.94	\$ 359.28
CITY OF COACHELLA	768-483-004	84140	CAPITOLA AVE	Trash Service	1	\$ 29.94	\$ 29.94	\$ 359.28
CITY OF COACHELLA	768-483-005	84128	CAPITOLA AVE	Trash Service	1	\$ 29.94	\$ 29.94	\$ 359.28

City of Coachella Final 2022-23 Tax File

Customer Name	Parcel #	Address	Street	Service Level	Units	Monthly Rate	Total Montly Rate	Annual Rate
CITY OF COACHELLA	768-483-006	51298	MONARCH ROAD	Trash Service	1	\$ 29.94	\$ 29.94	\$ 359.28
CITY OF COACHELLA	768-483-007	51274	MONARCH ROAD	Trash Service	1	\$ 29.94	\$ 29.94	\$ 359.28
CITY OF COACHELLA	768-483-008	51252	MONARCH ROAD	Trash Service	1	\$ 29.94	\$ 29.94	\$ 359.28
CITY OF COACHELLA	768-483-009	51228	MONARCH ROAD	Trash Service	1	\$ 29.94	\$ 29.94	\$ 359.28
CITY OF COACHELLA	768-483-010	84121	HUNTINGTON AVE	Trash Service	1	\$ 29.94	\$ 29.94	\$ 359.28
CITY OF COACHELLA	768-483-011	84133	HUNTINGTON AVE	Trash Service	1	\$ 29.94	\$ 29.94	\$ 359.28
CITY OF COACHELLA	768-483-012	84145	HUNTINGTON AVE	Trash Service	1	\$ 29.94	\$ 29.94	\$ 359.28
CITY OF COACHELLA	768-483-013	84155	HUNTINGTON AVE	Trash Service	1	\$ 29.94	\$ 29.94	\$ 359.28
CITY OF COACHELLA	768-483-014	84173	HUNTINGTON AVE	Trash Service	1	\$ 29.94	\$ 29.94	\$ 359.28
CITY OF COACHELLA	768-483-015	84185	HUNTINGTON AVE	Trash Service	1	\$ 29.94	\$ 29.94	\$ 359.28
CITY OF COACHELLA	768-483-016	84197	HUNTINGTON AVE	Trash Service	1	\$ 29.94	\$ 29.94	\$ 359.28
CITY OF COACHELLA	768-483-017	84209	HUNTINGTON AVE	Trash Service	1	\$ 29.94	\$ 29.94	\$ 359.28
CITY OF COACHELLA	768-483-018	84219	HUNTINGTON AVE	Trash Service	1	\$ 29.94	\$ 29.94	\$ 359.28
CITY OF COACHELLA	768-483-019	84220	PISMO CT	Trash Service	1	\$ 29.94	\$ 29.94	\$ 359.28
CITY OF COACHELLA	768-483-020	84210	PISMO CT	Trash Service	1	\$ 29.94	\$ 29.94	\$ 359.28
CITY OF COACHELLA	768-483-021	84198	PISMO CT	Trash Service	1	\$ 29.94	\$ 29.94	\$ 359.28
CITY OF COACHELLA	768-483-022	84186	PISMO CT	Trash Service	1	\$ 29.94	\$ 29.94	\$ 359.28
CITY OF COACHELLA	768-483-023	84170	PISMO CT	Trash Service	1	\$ 29.94	\$ 29.94	\$ 359.28
CITY OF COACHELLA	768-483-024	84164	PISMO CT	Trash Service	1	\$ 29.94	\$ 29.94	\$ 359.28
CITY OF COACHELLA	768-483-025	84163	PISMO CT	Trash Service	1	\$ 29.94	\$ 29.94	\$ 359.28
CITY OF COACHELLA	768-483-026	84171	PISMO CT	Trash Service	1	\$ 29.94	\$ 29.94	\$ 359.28
CITY OF COACHELLA	768-483-027	84185	PISMO CT	Trash Service	1	\$ 29.94	\$ 29.94	\$ 359.28
CITY OF COACHELLA	768-483-027	84185	PISMO CT	Additional Trash	1	\$ 8.47	\$ 8.47	\$ 101.64
CITY OF COACHELLA	768-483-028	84197	PISMO CT	Trash Service	1	\$ 29.94	\$ 29.94	\$ 359.28
CITY OF COACHELLA	768-483-028	84197	PISMO CT	Additional Trash	1	\$ 8.47	\$ 8.47	\$ 101.64
CITY OF COACHELLA	768-483-029	84209	PISMO CT	Trash Service	1	\$ 29.94	\$ 29.94	\$ 359.28
CITY OF COACHELLA	768-483-030	84219	PISMO CT	Trash Service	1	\$ 29.94	\$ 29.94	\$ 359.28
CITY OF COACHELLA	768-483-031	84220	CAPITOLA AVE	Trash Service	1	\$ 29.94	\$ 29.94	\$ 359.28
CITY OF COACHELLA	768-483-032	84210	CAPITOLA AVE	Trash Service	1	\$ 29.94	\$ 29.94	\$ 359.28
CITY OF COACHELLA	768-483-033	84198	CAPITOLA AVE	Trash Service	1	\$ 29.94	\$ 29.94	\$ 359.28
CITY OF COACHELLA	768-483-033	84198	CAPITOLA AVE	Yard Service	1	\$ 10.01	\$ 10.01	\$ 120.12
CITY OF COACHELLA	768-483-034	84186	CAPITOLA AVE	Trash Service	1	\$ 29.94	\$ 29.94	\$ 359.28
CITY OF COACHELLA	768-490-001	51294	OCEANO ROAD	Trash Service	1	\$ 29.94	\$ 29.94	\$ 359.28
CITY OF COACHELLA	768-490-002	51274	OCEANO ROAD	Trash Service	1	\$ 29.94	\$ 29.94	\$ 359.28
CITY OF COACHELLA	768-490-003	51250	OCEANO ROAD	Trash Service	1	\$ 29.94	\$ 29.94	\$ 359.28
CITY OF COACHELLA	768-490-004	51228	OCEANO ROAD	Trash Service	1	\$ 29.94	\$ 29.94	\$ 359.28
CITY OF COACHELLA	768-490-005	51204	OCEANO ROAD	Trash Service	1	\$ 29.94	\$ 29.94	\$ 359.28
CITY OF COACHELLA	768-490-006	51182	OCEANO ROAD	Trash Service	1	\$ 29.94	\$ 29.94	\$ 359.28
CITY OF COACHELLA	768-490-007	51160	OCEANO ROAD	Trash Service	1	\$ 29.94	\$ 29.94	\$ 359.28
CITY OF COACHELLA	768-490-008	51136	OCEANO ROAD	Trash Service	1	\$ 29.94	\$ 29.94	\$ 359.28

City of Coachella Final 2022-23 Tax File

Customer Name	Parcel #	Address	Street	Service Level	Units	Monthly Rate	Total Montly Rate	Annual Rate
CITY OF COACHELLA	768-490-008	51136	OCEANO ROAD	Additional Trash	1	\$ 8.47	\$ 8.47	\$ 101.64
CITY OF COACHELLA	768-490-009	51114	OCEANO ROAD	Trash Service	1	\$ 29.94	\$ 29.94	\$ 359.28
CITY OF COACHELLA	768-490-010	51092	OCEANO ROAD	Trash Service	1	\$ 29.94	\$ 29.94	\$ 359.28
CITY OF COACHELLA	768-490-011	51068	OCEANO ROAD	Trash Service	1	\$ 29.94	\$ 29.94	\$ 359.28
CITY OF COACHELLA	768-490-012	51046	OCEANO ROAD	Trash Service	1	\$ 29.94	\$ 29.94	\$ 359.28
CITY OF COACHELLA	768-490-013	51047	OCEANO ROAD	Trash Service	1	\$ 29.94	\$ 29.94	\$ 359.28
CITY OF COACHELLA	768-490-013	51047	OCEANO ROAD	Yard Service	1	\$ 10.01	\$ 10.01	\$ 120.12
CITY OF COACHELLA	768-490-014	51069	OCEANO ROAD	Trash Service	1	\$ 29.94	\$ 29.94	\$ 359.28
CITY OF COACHELLA	768-490-014	51069	OCEANO ROAD	Additional Trash	1	\$ 8.47	\$ 8.47	\$ 101.64
CITY OF COACHELLA	768-490-014	51069	OCEANO ROAD	Yard Service	2	\$ 10.01	\$ 20.02	\$ 240.24
CITY OF COACHELLA	768-490-015	51091	OCEANO ROAD	Trash Service	1	\$ 29.94	\$ 29.94	\$ 359.28
CITY OF COACHELLA	768-490-015	51091	OCEANO ROAD	Additional Trash	1	\$ 8.47	\$ 8.47	\$ 101.64
CITY OF COACHELLA	768-490-016	84332	CATALINA AVE	Trash Service	1	\$ 29.94	\$ 29.94	\$ 359.28
CITY OF COACHELLA	768-490-017	84320	CATALINA AVE	Trash Service	1	\$ 29.94	\$ 29.94	\$ 359.28
CITY OF COACHELLA	768-490-017	84320	CATALINA AVE	Additional Recycle	1	\$ 8.47	\$ 8.47	\$ 101.64
CITY OF COACHELLA	768-490-017	84320	CATALINA AVE	Additional Recycle	1	\$ 8.47	\$ 8.47	\$ 101.64
CITY OF COACHELLA	768-490-019	84310	CATALINA AVE	Trash Service	1	\$ 29.94	\$ 29.94	\$ 359.28
CITY OF COACHELLA	768-490-020	84298	CATALINA AVE	Trash Service	1	\$ 29.94	\$ 29.94	\$ 359.28
CITY OF COACHELLA	768-490-020	84298	CATALINA AVE	Additional Trash	1	\$ 8.47	\$ 8.47	\$ 101.64
CITY OF COACHELLA	768-490-021	84286	CATALINA AVE	Trash Service	1	\$ 29.94	\$ 29.94	\$ 359.28
CITY OF COACHELLA	768-490-022	84285	LA JOLLA AVE	Trash Service	1	\$ 29.94	\$ 29.94	\$ 359.28
CITY OF COACHELLA	768-490-022	84285	LA JOLLA AVE	Trash Service	1	\$ 29.94	\$ 29.94	\$ 359.28
CITY OF COACHELLA	768-490-023	84297	LA JOLLA AVE	Trash Service	1	\$ 29.94	\$ 29.94	\$ 359.28
CITY OF COACHELLA	768-490-023	84297	LA JOLLA AVE	Trash Service	1	\$ 29.94	\$ 29.94	\$ 359.28
CITY OF COACHELLA	768-490-024	84309	LA JOLLA AVE	Trash Service	1	\$ 29.94	\$ 29.94	\$ 359.28
CITY OF COACHELLA	768-490-025	84310	LA JOLLA AVE	Trash Service	1	\$ 29.94	\$ 29.94	\$ 359.28
CITY OF COACHELLA	768-490-025	84310	LA JOLLA AVE	Trash Service	1	\$ 29.94	\$ 29.94	\$ 359.28
CITY OF COACHELLA	768-490-026	84298	LA JOLLA AVE	Trash Service	1	\$ 29.94	\$ 29.94	\$ 359.28
CITY OF COACHELLA	768-490-026	84298	LA JOLLA AVE	Trash Service	1	\$ 29.94	\$ 29.94	\$ 359.28
CITY OF COACHELLA	768-490-027	84286	LA JOLLA AVE	Trash Service	1	\$ 29.94	\$ 29.94	\$ 359.28
CITY OF COACHELLA	768-490-027	84286	LA JOLLA AVE	Trash Service	1	\$ 29.94	\$ 29.94	\$ 359.28
CITY OF COACHELLA	768-490-028	84274	LA JOLLA AVE	Trash Service	1	\$ 29.94	\$ 29.94	\$ 359.28
CITY OF COACHELLA	768-490-028	84274	LA JOLLA AVE	Trash Service	1	\$ 29.94	\$ 29.94	\$ 359.28
CITY OF COACHELLA	768-490-029	84262	LA JOLLA AVE	Trash Service	1	\$ 29.94	\$ 29.94	\$ 359.28
CITY OF COACHELLA	768-490-029	84262	LA JOLLA AVE	Trash Service	1	\$ 29.94	\$ 29.94	\$ 359.28
CITY OF COACHELLA	768-490-030	84252	LA JOLLA AVE	Trash Service	1	\$ 29.94	\$ 29.94	\$ 359.28
CITY OF COACHELLA	768-490-030	84252	LA JOLLA AVE	Trash Service	1	\$ 29.94	\$ 29.94	\$ 359.28
CITY OF COACHELLA	768-490-031	84240	LA JOLLA AVE	Trash Service	1	\$ 29.94	\$ 29.94	\$ 359.28
CITY OF COACHELLA	768-490-031	84240	LA JOLLA AVE	Additional Trash	1	\$ 8.47	\$ 8.47	\$ 101.64
CITY OF COACHELLA	768-490-031	84240	LA JOLLA AVE	Additional Recycle	1	\$ 8.47	\$ 8.47	\$ 101.64

City of Coachella Final 2022-23 Tax File

Customer Name	Parcel #	Address	Street	Service Level	Units	Monthly Rate	Total Montly Rate	Annual Rate
CITY OF COACHELLA	768-490-031	84240	LA JOLLA AVE	Trash Service	1	\$ 29.94	\$ 29.94	\$ 359.28
CITY OF COACHELLA	768-490-031	84240	LA JOLLA AVE	Additional Trash	1	\$ 8.47	\$ 8.47	\$ 101.64
CITY OF COACHELLA	768-490-031	84240	LA JOLLA AVE	Additional Recycle	1	\$ 8.47	\$ 8.47	\$ 101.64
CITY OF COACHELLA	768-490-032	84267	MIRAMAR CT	Trash Service	1	\$ 29.94	\$ 29.94	\$ 359.28
CITY OF COACHELLA	768-490-033	84273	MIRAMAR CT	Trash Service	1	\$ 29.94	\$ 29.94	\$ 359.28
CITY OF COACHELLA	768-490-034	51448	NEWPORT ST	Trash Service	1	\$ 29.94	\$ 29.94	\$ 359.28
CITY OF COACHELLA	768-490-035	51434	NEWPORT ST	Trash Service	1	\$ 29.94	\$ 29.94	\$ 359.28
CITY OF COACHELLA	768-490-035	51434	NEWPORT ST	Additional Recycle	1	\$ 8.47	\$ 8.47	\$ 101.64
CITY OF COACHELLA	768-490-036	51416	NEWPORT ST	Trash Service	1	\$ 29.94	\$ 29.94	\$ 359.28
CITY OF COACHELLA	768-490-037	51394	NEWPORT ST	Trash Service	1	\$ 29.94	\$ 29.94	\$ 359.28
CITY OF COACHELLA	768-490-037	51394	NEWPORT ST	Additional Trash	1	\$ 8.47	\$ 8.47	\$ 101.64
CITY OF COACHELLA	768-490-038	51372	NEWPORT ST	Trash Service	1	\$ 29.94	\$ 29.94	\$ 359.28
CITY OF COACHELLA	768-491-001	84320	CAPITOLA AVE	Trash Service	1	\$ 29.94	\$ 29.94	\$ 359.28
CITY OF COACHELLA	768-491-002	84332	CAPITOLA AVE	Trash Service	1	\$ 29.94	\$ 29.94	\$ 359.28
CITY OF COACHELLA	768-491-003	84331	MALIBU AVE	Trash Service	1	\$ 29.94	\$ 29.94	\$ 359.28
CITY OF COACHELLA	768-491-004	84321	MALIBU AVE	Trash Service	1	\$ 29.94	\$ 29.94	\$ 359.28
CITY OF COACHELLA	768-491-005	84286	CAPITOLA AVE	Trash Service	1	\$ 29.94	\$ 29.94	\$ 359.28
CITY OF COACHELLA	768-491-006	84298	CAPITOLA AVE	Trash Service	1	\$ 29.94	\$ 29.94	\$ 359.28
CITY OF COACHELLA	768-491-007	84310	CAPITOLA AVE	Trash Service	1	\$ 29.94	\$ 29.94	\$ 359.28
CITY OF COACHELLA	768-491-008	84309	MALIBU AVE	Trash Service	1	\$ 29.94	\$ 29.94	\$ 359.28
CITY OF COACHELLA	768-491-009	84297	MALIBU AVE	Trash Service	1	\$ 29.94	\$ 29.94	\$ 359.28
CITY OF COACHELLA	768-491-010	84285	MALIBU AVE	Trash Service	1	\$ 29.94	\$ 29.94	\$ 359.28
CITY OF COACHELLA	768-492-001	84320	MALIBU AVE	Trash Service	1	\$ 29.94	\$ 29.94	\$ 359.28
CITY OF COACHELLA	768-492-002	84332	MALIBU AVE	Trash Service	1	\$ 29.94	\$ 29.94	\$ 359.28
CITY OF COACHELLA	768-492-003	84331	CATALINA AVE	Trash Service	1	\$ 29.94	\$ 29.94	\$ 359.28
CITY OF COACHELLA	768-492-004	84321	CATALINA AVE	Trash Service	1	\$ 29.94	\$ 29.94	\$ 359.28
CITY OF COACHELLA	768-492-005	84286	MALIBU AVE	Trash Service	1	\$ 29.94	\$ 29.94	\$ 359.28
CITY OF COACHELLA	768-492-006	84298	MALIBU AVE	Trash Service	1	\$ 29.94	\$ 29.94	\$ 359.28
CITY OF COACHELLA	768-492-007	84310	MALIBU AVE	Trash Service	1	\$ 29.94	\$ 29.94	\$ 359.28
CITY OF COACHELLA	768-492-008	84309	CATALINA AVE	Trash Service	1	\$ 29.94	\$ 29.94	\$ 359.28
CITY OF COACHELLA	768-492-009	84297	CATALINA AVE	Trash Service	1	\$ 29.94	\$ 29.94	\$ 359.28
CITY OF COACHELLA	768-492-009	84297	CATALINA AVE	Additional Trash	1	\$ 8.47	\$ 8.47	\$ 101.64
CITY OF COACHELLA	768-492-010	84285	CATALINA AVE	Trash Service	1	\$ 29.94	\$ 29.94	\$ 359.28
CITY OF COACHELLA	768-492-010	84285	CATALINA AVE	Additional Trash	1	\$ 8.47	\$ 8.47	\$ 101.64
CITY OF COACHELLA	778-010-007	50341	GRAPEFRUIT BLVD	Trash Service	2	\$ 29.94	\$ 59.88	\$ 718.56
CITY OF COACHELLA	778-010-007	50341	GRAPEFRUIT BLVD	Additional Trash	1	\$ 8.47	\$ 8.47	\$ 101.64
CITY OF COACHELLA	778-010-008	50343	GRAPEFRUIT BLVD	Trash Service	1	\$ 29.94	\$ 29.94	\$ 359.28
CITY OF COACHELLA	778-010-009	50284	GRAPEFRUIT BLVD	Trash Service	1	\$ 29.94	\$ 29.94	\$ 359.28
CITY OF COACHELLA	778-010-009	50284	GRAPEFRUIT BLVD	Additional Trash	1	\$ 8.47	\$ 8.47	\$ 101.64
CITY OF COACHELLA	778-040-001	1601	2ND ST	Trash Service	1	\$ 29.94	\$ 29.94	\$ 359.28

City of Coachella Final 2022-23 Tax File

Customer Name	Parcel #	Address	Street	Service Level	Units	Monthly Rate	Total Montly Rate	Annual Rate
CITY OF COACHELLA	778-040-003	1639	2ND ST	Trash Service	2	\$ 29.94	\$ 59.88	\$ 718.56
CITY OF COACHELLA	778-040-004	1653	2ND ST	Trash Service	1	\$ 29.94	\$ 29.94	\$ 359.28
CITY OF COACHELLA	778-040-004	1653	2ND ST	Additional Trash	1	\$ 8.47	\$ 8.47	\$ 101.64
CITY OF COACHELLA	778-040-006	1638	1ST ST	Trash Service	1	\$ 29.94	\$ 29.94	\$ 359.28
CITY OF COACHELLA	778-040-006	1638	1ST ST	Additional Trash	1	\$ 8.47	\$ 8.47	\$ 101.64
CITY OF COACHELLA	778-040-007	1650	1ST ST	Trash Service	1	\$ 29.94	\$ 29.94	\$ 359.28
CITY OF COACHELLA	778-040-007	1650	1ST ST	Additional Trash	2	\$ 8.47	\$ 16.94	\$ 203.28
CITY OF COACHELLA	778-040-011	85427	GRAPEFRUIT BLVD	Trash Service	3	\$ 29.94	\$ 89.82	\$ 1,077.84
CITY OF COACHELLA	778-040-011	85427	GRAPEFRUIT BLVD	Additional Trash	1	\$ 8.47	\$ 8.47	\$ 101.64
CITY OF COACHELLA	778-040-012	85405	GRAPEFRUIT BLVD	Trash Service	1	\$ 29.94	\$ 29.94	\$ 359.28
CITY OF COACHELLA	778-040-012	85405	GRAPEFRUIT BLVD	Additional Green	1	\$ 8.47	\$ 8.47	\$ 101.64
CITY OF COACHELLA	778-041-002	85567	GRAPEFRUIT BLVD	Trash Service	1	\$ 29.94	\$ 29.94	\$ 359.28
CITY OF COACHELLA	778-041-002	85567	GRAPEFRUIT BLVD	Additional Trash	1	\$ 8.47	\$ 8.47	\$ 101.64
CITY OF COACHELLA	778-041-003	85591	GRAPEFRUIT BLVD	Trash Service	1	\$ 29.94	\$ 29.94	\$ 359.28
CITY OF COACHELLA	778-041-004	1650	2ND ST	Trash Service	1	\$ 29.94	\$ 29.94	\$ 359.28
CITY OF COACHELLA	778-041-005	1654	2ND ST	Trash Service	1	\$ 29.94	\$ 29.94	\$ 359.28
CITY OF COACHELLA	778-041-006	1653	3RD ST	Trash Service	1	\$ 29.94	\$ 29.94	\$ 359.28
CITY OF COACHELLA	778-041-007	1639	3RD ST	Trash Service	3	\$ 29.94	\$ 89.82	\$ 1,077.84
CITY OF COACHELLA	778-041-008	1637	3RD ST	Trash Service	2	\$ 29.94	\$ 59.88	\$ 718.56
CITY OF COACHELLA	778-041-009	1609	3RD ST	Trash Service	1	\$ 29.94	\$ 29.94	\$ 359.28
CITY OF COACHELLA	778-041-009	1609	3RD ST	Additional Trash	1	\$ 8.47	\$ 8.47	\$ 101.64
CITY OF COACHELLA	778-042-002	1650	3RD ST	Trash Service	1	\$ 29.94	\$ 29.94	\$ 359.28
CITY OF COACHELLA	778-042-003	1640	3RD ST	Trash Service	1	\$ 29.94	\$ 29.94	\$ 359.28
CITY OF COACHELLA	778-042-003	1640	3RD ST	Additional Trash	1	\$ 8.47	\$ 8.47	\$ 101.64
CITY OF COACHELLA	778-042-004	610	VINE AVE	Trash Service	1	\$ 29.94	\$ 29.94	\$ 359.28
CITY OF COACHELLA	778-042-004	610	VINE AVE	Additional Trash	1	\$ 8.47	\$ 8.47	\$ 101.64
CITY OF COACHELLA	778-042-005	636	VINE AVE	Trash Service	1	\$ 29.94	\$ 29.94	\$ 359.28
CITY OF COACHELLA	778-042-008	1641	4TH ST	Trash Service	1	\$ 29.94	\$ 29.94	\$ 359.28
CITY OF COACHELLA	778-043-001	431	VINE AVE	Trash Service	1	\$ 29.94	\$ 29.94	\$ 359.28
CITY OF COACHELLA	778-043-002	437	VINE AVE	Trash Service	1	\$ 29.94	\$ 29.94	\$ 359.28
CITY OF COACHELLA	778-043-002	437	VINE AVE	Additional Recycle	1	\$ 8.47	\$ 8.47	\$ 101.64
CITY OF COACHELLA	778-043-003	433	VINE AVE	Trash Service	1	\$ 29.94	\$ 29.94	\$ 359.28
CITY OF COACHELLA	778-043-003	433	VINE AVE	Additional Trash	1	\$ 8.47	\$ 8.47	\$ 101.64
CITY OF COACHELLA	778-043-004	1550	1ST ST	Trash Service	2	\$ 29.94	\$ 59.88	\$ 718.56
CITY OF COACHELLA	778-043-005	1538	1ST ST	Trash Service	1	\$ 29.94	\$ 29.94	\$ 359.28
CITY OF COACHELLA	778-043-006	1524	1ST ST	Trash Service	1	\$ 29.94	\$ 29.94	\$ 359.28
CITY OF COACHELLA	778-043-007	1508	1ST ST	Trash Service	1	\$ 29.94	\$ 29.94	\$ 359.28
CITY OF COACHELLA	778-043-008	465	VINE AVE	Trash Service	2	\$ 29.94	\$ 59.88	\$ 718.56
CITY OF COACHELLA	778-043-009	1573	2ND ST	Trash Service	3	\$ 29.94	\$ 89.82	\$ 1,077.84
CITY OF COACHELLA	778-043-009	1573	2ND ST	Additional Trash	1	\$ 8.47	\$ 8.47	\$ 101.64

City of Coachella Final 2022-23 Tax File

Customer Name	Parcel #	Address	Street	Service Level	Units	Monthly Rate	Total Montly Rate	Annual Rate
CITY OF COACHELLA	778-043-010	1563	2ND ST	Trash Service	1	\$ 29.94	\$ 29.94	\$ 359.28
CITY OF COACHELLA	778-043-010	1563	2ND ST	Additional Trash	1	\$ 8.47	\$ 8.47	\$ 101.64
CITY OF COACHELLA	778-043-011	1551	2ND ST	Trash Service	2	\$ 29.94	\$ 59.88	\$ 718.56
CITY OF COACHELLA	778-043-012	1543	2ND ST	Trash Service	2	\$ 29.94	\$ 59.88	\$ 718.56
CITY OF COACHELLA	778-043-013	1533	2ND ST	Trash Service	1	\$ 29.94	\$ 29.94	\$ 359.28
CITY OF COACHELLA	778-043-013	1533	2ND ST	Additional Trash	1	\$ 8.47	\$ 8.47	\$ 101.64
CITY OF COACHELLA	778-043-013	1523	2ND ST	Trash Service	1	\$ 29.94	\$ 29.94	\$ 359.28
CITY OF COACHELLA	778-043-013	1523	2ND ST	Additional Trash	1	\$ 8.47	\$ 8.47	\$ 101.64
CITY OF COACHELLA	778-044-001	1592	2ND ST	Trash Service	1	\$ 29.94	\$ 29.94	\$ 359.28
CITY OF COACHELLA	778-044-001	1592	2ND ST	Additional Trash	1	\$ 8.47	\$ 8.47	\$ 101.64
CITY OF COACHELLA	778-044-002	1578	2ND ST	Trash Service	1	\$ 29.94	\$ 29.94	\$ 359.28
CITY OF COACHELLA	778-044-002	1578	2ND ST	Additional Trash	1	\$ 8.47	\$ 8.47	\$ 101.64
CITY OF COACHELLA	778-044-003	1566	2ND ST	Trash Service	1	\$ 29.94	\$ 29.94	\$ 359.28
CITY OF COACHELLA	778-044-003	1566	2ND ST	Additional Trash	1	\$ 8.47	\$ 8.47	\$ 101.64
CITY OF COACHELLA	778-044-004	1554	2ND ST	Trash Service	3	\$ 29.94	\$ 89.82	\$ 1,077.84
CITY OF COACHELLA	778-044-004	1554	2ND ST	Additional Trash	3	\$ 8.47	\$ 25.41	\$ 304.92
CITY OF COACHELLA	778-044-005	1524	2ND ST	Trash Service	2	\$ 29.94	\$ 59.88	\$ 718.56
CITY OF COACHELLA	778-044-005	1524	2ND ST	Additional Trash	1	\$ 8.47	\$ 8.47	\$ 101.64
CITY OF COACHELLA	778-044-006	1508	2ND ST	Trash Service	1	\$ 29.94	\$ 29.94	\$ 359.28
CITY OF COACHELLA	778-044-006	550	ORCHARD AVE	Trash Service	1	\$ 29.94	\$ 29.94	\$ 359.28
CITY OF COACHELLA	778-044-006	550	ORCHARD AVE	Additional Trash	1	\$ 8.47	\$ 8.47	\$ 101.64
CITY OF COACHELLA	778-044-007	1589	3RD ST	Trash Service	1	\$ 29.94	\$ 29.94	\$ 359.28
CITY OF COACHELLA	778-044-008	1579	3RD ST	Trash Service	1	\$ 29.94	\$ 29.94	\$ 359.28
CITY OF COACHELLA	778-044-009	1565	3RD ST	Trash Service	1	\$ 29.94	\$ 29.94	\$ 359.28
CITY OF COACHELLA	778-044-010	1559	3RD ST	Trash Service	1	\$ 29.94	\$ 29.94	\$ 359.28
CITY OF COACHELLA	778-044-010	1559	3RD ST	Additional Trash	1	\$ 8.47	\$ 8.47	\$ 101.64
CITY OF COACHELLA	778-044-011	1543	3RD ST	Trash Service	1	\$ 29.94	\$ 29.94	\$ 359.28
CITY OF COACHELLA	778-044-012	1521	3RD ST	Trash Service	1	\$ 29.94	\$ 29.94	\$ 359.28
CITY OF COACHELLA	778-044-012	1525	3RD ST	Trash Service	1	\$ 29.94	\$ 29.94	\$ 359.28
CITY OF COACHELLA	778-045-001	1592	3RD ST	Trash Service	1	\$ 29.94	\$ 29.94	\$ 359.28
CITY OF COACHELLA	778-045-001	1576	3RD ST	Trash Service	1	\$ 29.94	\$ 29.94	\$ 359.28
CITY OF COACHELLA	778-045-002	623	VINE AVE	Trash Service	1	\$ 29.94	\$ 29.94	\$ 359.28
CITY OF COACHELLA	778-045-003	1558	3RD ST	Trash Service	1	\$ 29.94	\$ 29.94	\$ 359.28
CITY OF COACHELLA	778-045-004	1542	3RD ST	Trash Service	1	\$ 29.94	\$ 29.94	\$ 359.28
CITY OF COACHELLA	778-045-005	1528	3RD ST	Trash Service	1	\$ 29.94	\$ 29.94	\$ 359.28
CITY OF COACHELLA	778-045-008	1579	4TH ST	Trash Service	1	\$ 29.94	\$ 29.94	\$ 359.28
CITY OF COACHELLA	778-045-009	1557	4TH ST	Trash Service	1	\$ 29.94	\$ 29.94	\$ 359.28
CITY OF COACHELLA	778-045-010	1541	4TH ST	Trash Service	1	\$ 29.94	\$ 29.94	\$ 359.28
CITY OF COACHELLA	778-045-010	1541	4TH ST	Additional Trash	1	\$ 8.47	\$ 8.47	\$ 101.64
CITY OF COACHELLA	778-045-011	1519	4TH ST	Trash Service	1	\$ 29.94	\$ 29.94	\$ 359.28

City of Coachella Final 2022-23 Tax File

Customer Name	Parcel #	Address	Street	Service Level	Units	Monthly Rate	Total Montly Rate	Annual Rate
CITY OF COACHELLA	778-045-011	1519	4TH ST	Additional Trash	1	\$ 8.47	\$ 8.47	\$ 101.64
CITY OF COACHELLA	778-045-012	1507	4TH ST	Trash Service	1	\$ 29.94	\$ 29.94	\$ 359.28
CITY OF COACHELLA	778-045-012	656	ORCHARD AVE	Trash Service	1	\$ 29.94	\$ 29.94	\$ 359.28
CITY OF COACHELLA	778-045-013	663	VINE AVE	Trash Service	1	\$ 29.94	\$ 29.94	\$ 359.28
CITY OF COACHELLA	778-050-001	407	ORCHARD AVE	Trash Service	1	\$ 29.94	\$ 29.94	\$ 359.28
CITY OF COACHELLA	778-050-002	1478	1ST ST	Trash Service	2	\$ 29.94	\$ 59.88	\$ 718.56
CITY OF COACHELLA	778-050-003	1466	1ST ST	Trash Service	1	\$ 29.94	\$ 29.94	\$ 359.28
CITY OF COACHELLA	778-050-004	1448	1ST ST	Trash Service	2	\$ 29.94	\$ 59.88	\$ 718.56
CITY OF COACHELLA	778-050-005	1440	1ST ST	Trash Service	1	\$ 29.94	\$ 29.94	\$ 359.28
CITY OF COACHELLA	778-050-005	1440	1ST ST	Additional Green	1	\$ 8.47	\$ 8.47	\$ 101.64
CITY OF COACHELLA	778-050-006	1424	1ST ST	Trash Service	1	\$ 29.94	\$ 29.94	\$ 359.28
CITY OF COACHELLA	778-050-007	1408	1ST ST	Trash Service	1	\$ 29.94	\$ 29.94	\$ 359.28
CITY OF COACHELLA	778-050-008	1491	2ND ST	Trash Service	1	\$ 29.94	\$ 29.94	\$ 359.28
CITY OF COACHELLA	778-050-009	1477	2ND ST	Trash Service	1	\$ 29.94	\$ 29.94	\$ 359.28
CITY OF COACHELLA	778-050-009	1477	2ND ST	Additional Trash	1	\$ 8.47	\$ 8.47	\$ 101.64
CITY OF COACHELLA	778-050-010	1465	2ND ST	Trash Service	1	\$ 29.94	\$ 29.94	\$ 359.28
CITY OF COACHELLA	778-050-011	1451	2ND ST	Trash Service	2	\$ 29.94	\$ 59.88	\$ 718.56
CITY OF COACHELLA	778-050-012	1443	2ND ST	Trash Service	1	\$ 29.94	\$ 29.94	\$ 359.28
CITY OF COACHELLA	778-050-012	1443	2ND ST	Additional Trash	1	\$ 8.47	\$ 8.47	\$ 101.64
CITY OF COACHELLA	778-050-013	1423	2ND ST	Trash Service	2	\$ 29.94	\$ 59.88	\$ 718.56
CITY OF COACHELLA	778-050-014	468	PALM AVE	Trash Service	2	\$ 29.94	\$ 59.88	\$ 718.56
CITY OF COACHELLA	778-051-001	1517	ORCHARD AVE	Trash Service	1	\$ 29.94	\$ 29.94	\$ 359.28
CITY OF COACHELLA	778-051-002	543	ORCHARD AVE	Trash Service	1	\$ 29.94	\$ 29.94	\$ 359.28
CITY OF COACHELLA	778-051-003	1478	2ND ST	Trash Service	1	\$ 29.94	\$ 29.94	\$ 359.28
CITY OF COACHELLA	778-051-003	1480	2ND ST	Trash Service	1	\$ 29.94	\$ 29.94	\$ 359.28
CITY OF COACHELLA	778-051-004	1462	2ND ST	Trash Service	1	\$ 29.94	\$ 29.94	\$ 359.28
CITY OF COACHELLA	778-051-005	1450	2ND ST	Trash Service	1	\$ 29.94	\$ 29.94	\$ 359.28
CITY OF COACHELLA	778-051-006	1436	2ND ST	Trash Service	1	\$ 29.94	\$ 29.94	\$ 359.28
CITY OF COACHELLA	778-051-006	1436	2ND ST	Additional Trash	1	\$ 8.47	\$ 8.47	\$ 101.64
CITY OF COACHELLA	778-051-007	1420	2ND ST	Trash Service	1	\$ 29.94	\$ 29.94	\$ 359.28
CITY OF COACHELLA	778-051-008	1408	2ND ST	Trash Service	1	\$ 29.94	\$ 29.94	\$ 359.28
CITY OF COACHELLA	778-051-008	1408	2ND ST	Additional Trash	1	\$ 8.47	\$ 8.47	\$ 101.64
CITY OF COACHELLA	778-051-009	1491	3RD ST	Trash Service	1	\$ 29.94	\$ 29.94	\$ 359.28
CITY OF COACHELLA	778-051-009	1491	3RD ST	Additional Trash	1	\$ 8.47	\$ 8.47	\$ 101.64
CITY OF COACHELLA	778-051-011	1451	3RD ST	Trash Service	1	\$ 29.94	\$ 29.94	\$ 359.28
CITY OF COACHELLA	778-051-011	1451	3RD ST	Additional Trash	1	\$ 8.47	\$ 8.47	\$ 101.64
CITY OF COACHELLA	778-051-011	1451	3RD ST B	Trash Service	1	\$ 29.94	\$ 29.94	\$ 359.28
CITY OF COACHELLA	778-051-012	1449	3RD ST	Trash Service	1	\$ 29.94	\$ 29.94	\$ 359.28
CITY OF COACHELLA	778-051-013	1441	3RD ST	Trash Service	2	\$ 29.94	\$ 59.88	\$ 718.56
CITY OF COACHELLA	778-051-013	1441	3RD ST	Additional Trash	1	\$ 8.47	\$ 8.47	\$ 101.64

City of Coachella Final 2022-23 Tax File

Customer Name	Parcel #	Address	Street	Service Level	Units	Monthly Rate	Total Montly Rate	Annual Rate
CITY OF COACHELLA	778-051-015	85592	PALM AVE	Trash Service	2	\$ 29.94	\$ 59.88	\$ 718.56
CITY OF COACHELLA	778-052-001	607	ORCHARD AVE	Trash Service	1	\$ 29.94	\$ 29.94	\$ 359.28
CITY OF COACHELLA	778-052-001	1470	3RD ST	Trash Service	1	\$ 29.94	\$ 29.94	\$ 359.28
CITY OF COACHELLA	778-052-002	625	ORCHARD AVE	Trash Service	1	\$ 29.94	\$ 29.94	\$ 359.28
CITY OF COACHELLA	778-052-002	625	ORCHARD AVE	Additional Trash	1	\$ 8.47	\$ 8.47	\$ 101.64
CITY OF COACHELLA	778-052-003	645	ORCHARD AVE	Trash Service	1	\$ 29.94	\$ 29.94	\$ 359.28
CITY OF COACHELLA	778-052-003	645	ORCHARD AVE	Additional Trash	1	\$ 8.47	\$ 8.47	\$ 101.64
CITY OF COACHELLA	778-052-004	1442	3RD ST	Trash Service	1	\$ 29.94	\$ 29.94	\$ 359.28
CITY OF COACHELLA	778-052-005	1438	3RD ST	Trash Service	1	\$ 29.94	\$ 29.94	\$ 359.28
CITY OF COACHELLA	778-052-005	1438	3RD ST	Additional Trash	1	\$ 8.47	\$ 8.47	\$ 101.64
CITY OF COACHELLA	778-052-006	1424	3RD ST	Trash Service	1	\$ 29.94	\$ 29.94	\$ 359.28
CITY OF COACHELLA	778-052-006	608	PALM AVE	Trash Service	3	\$ 29.94	\$ 89.82	\$ 1,077.84
CITY OF COACHELLA	778-052-007	666	PALM AVE	Trash Service	2	\$ 29.94	\$ 59.88	\$ 718.56
CITY OF COACHELLA	778-052-008	663	ORCHARD AVE	Trash Service	1	\$ 29.94	\$ 29.94	\$ 359.28
CITY OF COACHELLA	778-052-009	1467	4TH ST	Trash Service	1	\$ 29.94	\$ 29.94	\$ 359.28
CITY OF COACHELLA	778-052-009	1467	4TH ST	Additional Trash	1	\$ 8.47	\$ 8.47	\$ 101.64
CITY OF COACHELLA	778-052-010	1457	4TH ST	Trash Service	1	\$ 29.94	\$ 29.94	\$ 359.28
CITY OF COACHELLA	778-052-010	1457	4TH ST	Additional Trash	1	\$ 8.47	\$ 8.47	\$ 101.64
CITY OF COACHELLA	778-052-011	1445	4TH ST	Trash Service	1	\$ 29.94	\$ 29.94	\$ 359.28
CITY OF COACHELLA	778-052-012	1429	4TH ST	Trash Service	1	\$ 29.94	\$ 29.94	\$ 359.28
CITY OF COACHELLA	778-052-012	1429	4TH ST	Additional Trash	1	\$ 8.47	\$ 8.47	\$ 101.64
CITY OF COACHELLA	778-053-001	707	ORCHARD AVE	Trash Service	1	\$ 29.94	\$ 29.94	\$ 359.28
CITY OF COACHELLA	778-053-001	707	ORCHARD AVE	Additional Trash	1	\$ 8.47	\$ 8.47	\$ 101.64
CITY OF COACHELLA	778-053-002	731	ORCHARD AVE	Trash Service	1	\$ 29.94	\$ 29.94	\$ 359.28
CITY OF COACHELLA	778-053-003	767	ORCHARD AVE	Trash Service	2	\$ 29.94	\$ 59.88	\$ 718.56
CITY OF COACHELLA	778-053-004	1458	4TH ST	Trash Service	1	\$ 29.94	\$ 29.94	\$ 359.28
CITY OF COACHELLA	778-053-004	1458	4TH ST	Additional Trash	1	\$ 8.47	\$ 8.47	\$ 101.64
CITY OF COACHELLA	778-053-005	1442	4TH ST	Trash Service	2	\$ 29.94	\$ 59.88	\$ 718.56
CITY OF COACHELLA	778-053-005	1442	4TH ST	Additional Trash	2	\$ 8.47	\$ 16.94	\$ 203.28
CITY OF COACHELLA	778-053-006	708	PALM AVE	Trash Service	1	\$ 29.94	\$ 29.94	\$ 359.28
CITY OF COACHELLA	778-053-007	736	PALM AVE	Trash Service	1	\$ 29.94	\$ 29.94	\$ 359.28
CITY OF COACHELLA	778-053-010	1461	5TH ST	Trash Service	1	\$ 29.94	\$ 29.94	\$ 359.28
CITY OF COACHELLA	778-053-011	1293	3RD ST	Trash Service	3	\$ 29.94	\$ 89.82	\$ 1,077.84
CITY OF COACHELLA	778-053-012	766	PALM AVE	Trash Service	1	\$ 29.94	\$ 29.94	\$ 359.28
CITY OF COACHELLA	778-053-013	790	PALM AVE	Trash Service	1	\$ 29.94	\$ 29.94	\$ 359.28
CITY OF COACHELLA	778-053-013	790	PALM AVE	Additional Trash	1	\$ 8.47	\$ 8.47	\$ 101.64
CITY OF COACHELLA	778-054-001	1394	1ST ST	Trash Service	1	\$ 29.94	\$ 29.94	\$ 359.28
CITY OF COACHELLA	778-054-001	1394	1ST ST	Additional Trash	1	\$ 8.47	\$ 8.47	\$ 101.64
CITY OF COACHELLA	778-054-002	1378	1ST ST	Trash Service	1	\$ 29.94	\$ 29.94	\$ 359.28
CITY OF COACHELLA	778-054-002	1378	1ST ST	Additional Green	1	\$ 8.47	\$ 8.47	\$ 101.64

City of Coachella Final 2022-23 Tax File

Customer Name	Parcel #	Address	Street	Service Level	Units	Monthly Rate	Total Montly Rate	Annual Rate
CITY OF COACHELLA	778-054-003	1340	1ST ST	Trash Service	2	\$ 29.94	\$ 59.88	\$ 718.56
CITY OF COACHELLA	778-054-006	1355	2ND ST	Trash Service	1	\$ 29.94	\$ 29.94	\$ 359.28
CITY OF COACHELLA	778-054-006	1355	2ND ST	Additional Trash	1	\$ 8.47	\$ 8.47	\$ 101.64
CITY OF COACHELLA	778-054-007	1337	2ND ST	Trash Service	1	\$ 29.94	\$ 29.94	\$ 359.28
CITY OF COACHELLA	778-054-008	1319	2ND ST	Trash Service	1	\$ 29.94	\$ 29.94	\$ 359.28
CITY OF COACHELLA	778-054-008	1319	2ND ST	Additional Trash	1	\$ 8.47	\$ 8.47	\$ 101.64
CITY OF COACHELLA	778-055-001	501	PALM AVE	Trash Service	1	\$ 29.94	\$ 29.94	\$ 359.28
CITY OF COACHELLA	778-055-002	1378	2ND ST	Trash Service	1	\$ 29.94	\$ 29.94	\$ 359.28
CITY OF COACHELLA	778-055-003	1360	2ND ST	Trash Service	1	\$ 29.94	\$ 29.94	\$ 359.28
CITY OF COACHELLA	778-055-004	1350	2ND ST	Trash Service	1	\$ 29.94	\$ 29.94	\$ 359.28
CITY OF COACHELLA	778-055-005	1336	2ND ST	Trash Service	1	\$ 29.94	\$ 29.94	\$ 359.28
CITY OF COACHELLA	778-055-005	1338	2ND ST	Trash Service	1	\$ 29.94	\$ 29.94	\$ 359.28
CITY OF COACHELLA	778-055-006	1310	2ND ST	Trash Service	1	\$ 29.94	\$ 29.94	\$ 359.28
CITY OF COACHELLA	778-055-007	593	PALM AVE	Trash Service	1	\$ 29.94	\$ 29.94	\$ 359.28
CITY OF COACHELLA	778-055-007	593	PALM AVE	Additional Trash	1	\$ 8.47	\$ 8.47	\$ 101.64
CITY OF COACHELLA	778-055-008	1379	3RD ST	Trash Service	3	\$ 29.94	\$ 89.82	\$ 1,077.84
CITY OF COACHELLA	778-055-009	1365	3RD ST	Trash Service	1	\$ 29.94	\$ 29.94	\$ 359.28
CITY OF COACHELLA	778-055-010	1341	3RD ST	Trash Service	1	\$ 29.94	\$ 29.94	\$ 359.28
CITY OF COACHELLA	778-055-011	1331	3RD ST	Trash Service	1	\$ 29.94	\$ 29.94	\$ 359.28
CITY OF COACHELLA	778-055-012	1335	3RD ST B	Trash Service	1	\$ 29.94	\$ 29.94	\$ 359.28
CITY OF COACHELLA	778-055-012	1335	3RD ST	Trash Service	1	\$ 29.94	\$ 29.94	\$ 359.28
CITY OF COACHELLA	778-055-012	1335	3RD ST A	Trash Service	1	\$ 29.94	\$ 29.94	\$ 359.28
CITY OF COACHELLA	778-055-013	1315	3RD ST	Trash Service	1	\$ 29.94	\$ 29.94	\$ 359.28
CITY OF COACHELLA	778-055-013	1313	3RD ST	Trash Service	1	\$ 29.94	\$ 29.94	\$ 359.28
CITY OF COACHELLA	778-055-014	1305	3RD ST	Trash Service	3	\$ 29.94	\$ 89.82	\$ 1,077.84
CITY OF COACHELLA	778-056-001	615	PALM AVE	Trash Service	1	\$ 29.94	\$ 29.94	\$ 359.28
CITY OF COACHELLA	778-056-002	645	PALM AVE	Trash Service	1	\$ 29.94	\$ 29.94	\$ 359.28
CITY OF COACHELLA	778-056-002	645	PALM AVE	Additional Trash	1	\$ 8.47	\$ 8.47	\$ 101.64
CITY OF COACHELLA	778-056-003	1364	3RD ST	Trash Service	1	\$ 29.94	\$ 29.94	\$ 359.28
CITY OF COACHELLA	778-056-004	1336	3RD ST	Trash Service	1	\$ 29.94	\$ 29.94	\$ 359.28
CITY OF COACHELLA	778-056-004	1338	3RD ST	Trash Service	1	\$ 29.94	\$ 29.94	\$ 359.28
CITY OF COACHELLA	778-056-005	1326	3RD ST	Trash Service	1	\$ 29.94	\$ 29.94	\$ 359.28
CITY OF COACHELLA	778-056-005	1326	3RD ST	Additional Trash	1	\$ 8.47	\$ 8.47	\$ 101.64
CITY OF COACHELLA	778-056-006	1324	3RD ST	Trash Service	1	\$ 29.94	\$ 29.94	\$ 359.28
CITY OF COACHELLA	778-056-006	1324	3RD ST	Additional Trash	1	\$ 8.47	\$ 8.47	\$ 101.64
CITY OF COACHELLA	778-056-007	1389	4TH ST	Trash Service	1	\$ 29.94	\$ 29.94	\$ 359.28
CITY OF COACHELLA	778-056-008	1381	4TH ST	Trash Service	6	\$ 29.94	\$ 179.64	\$ 2,155.68
CITY OF COACHELLA	778-056-009	1361	4TH ST	Trash Service	1	\$ 29.94	\$ 29.94	\$ 359.28
CITY OF COACHELLA	778-056-009	1361	4TH ST	Additional Trash	1	\$ 8.47	\$ 8.47	\$ 101.64
CITY OF COACHELLA	778-056-010	1351	4TH ST	Trash Service	1	\$ 29.94	\$ 29.94	\$ 359.28

City of Coachella Final 2022-23 Tax File

Customer Name	Parcel #	Address	Street	Service Level	Units	Monthly Rate	Total Montly Rate	Annual Rate
CITY OF COACHELLA	778-056-011	1335	4TH ST	Trash Service	1	\$ 29.94	\$ 29.94	\$ 359.28
CITY OF COACHELLA	778-056-012	1321	4TH ST	Trash Service	1	\$ 29.94	\$ 29.94	\$ 359.28
CITY OF COACHELLA	778-056-013	1301	4TH ST	Trash Service	1	\$ 29.94	\$ 29.94	\$ 359.28
CITY OF COACHELLA	778-057-001	745	PALM AVE	Trash Service	1	\$ 29.94	\$ 29.94	\$ 359.28
CITY OF COACHELLA	778-057-001	745	PALM AVE	Additional Trash	1	\$ 8.47	\$ 8.47	\$ 101.64
CITY OF COACHELLA	778-057-002	1384	4TH ST	Trash Service	1	\$ 29.94	\$ 29.94	\$ 359.28
CITY OF COACHELLA	778-057-002	1384	4TH ST	Additional Trash	1	\$ 8.47	\$ 8.47	\$ 101.64
CITY OF COACHELLA	778-057-003	1364	4TH ST	Trash Service	1	\$ 29.94	\$ 29.94	\$ 359.28
CITY OF COACHELLA	778-057-004	1350	4TH ST	Trash Service	1	\$ 29.94	\$ 29.94	\$ 359.28
CITY OF COACHELLA	778-057-004	1358	4TH ST	Trash Service	1	\$ 29.94	\$ 29.94	\$ 359.28
CITY OF COACHELLA	778-057-004	1358	4TH ST	Additional Trash	1	\$ 8.47	\$ 8.47	\$ 101.64
CITY OF COACHELLA	778-057-005	1336	4TH ST	Trash Service	1	\$ 29.94	\$ 29.94	\$ 359.28
CITY OF COACHELLA	778-057-005	1336	4TH ST	Additional Trash	1	\$ 8.47	\$ 8.47	\$ 101.64
CITY OF COACHELLA	778-057-006	1320	4TH ST	Trash Service	1	\$ 29.94	\$ 29.94	\$ 359.28
CITY OF COACHELLA	778-057-007	1306	4TH ST	Trash Service	1	\$ 29.94	\$ 29.94	\$ 359.28
CITY OF COACHELLA	778-057-008	797	PALM AVE	Trash Service	1	\$ 29.94	\$ 29.94	\$ 359.28
CITY OF COACHELLA	778-057-009	1377	5TH ST	Trash Service	1	\$ 29.94	\$ 29.94	\$ 359.28
CITY OF COACHELLA	778-057-009	1377	5TH ST	Additional Trash	1	\$ 8.47	\$ 8.47	\$ 101.64
CITY OF COACHELLA	778-057-010	1365	5TH ST	Trash Service	3	\$ 29.94	\$ 89.82	\$ 1,077.84
CITY OF COACHELLA	778-057-011	1357	5TH ST	Trash Service	1	\$ 29.94	\$ 29.94	\$ 359.28
CITY OF COACHELLA	778-057-012	1335	5TH ST	Trash Service	1	\$ 29.94	\$ 29.94	\$ 359.28
CITY OF COACHELLA	778-057-013	1325	5TH ST	Trash Service	4	\$ 29.94	\$ 119.76	\$ 1,437.12
CITY OF COACHELLA	778-057-014	1307	5TH ST	Trash Service	2	\$ 29.94	\$ 59.88	\$ 718.56
CITY OF COACHELLA	778-060-003	1658	4TH ST	Trash Service	1	\$ 29.94	\$ 29.94	\$ 359.28
CITY OF COACHELLA	778-060-004	1646	4TH ST	Trash Service	1	\$ 29.94	\$ 29.94	\$ 359.28
CITY OF COACHELLA	778-060-005	772	VINE AVE	Trash Service	4	\$ 29.94	\$ 119.76	\$ 1,437.12
CITY OF COACHELLA	778-060-005	772	VINE AVE	Additional Trash	1	\$ 8.47	\$ 8.47	\$ 101.64
CITY OF COACHELLA	778-060-006	752	VINE AVE	Trash Service	1	\$ 29.94	\$ 29.94	\$ 359.28
CITY OF COACHELLA	778-060-009	1659	5TH ST	Trash Service	1	\$ 29.94	\$ 29.94	\$ 359.28
CITY OF COACHELLA	778-060-009	1659	5TH ST	Additional Recycle	1	\$ 8.47	\$ 8.47	\$ 101.64
CITY OF COACHELLA	778-061-005	810	VINE AVE	Trash Service	2	\$ 29.94	\$ 59.88	\$ 718.56
CITY OF COACHELLA	778-061-005	1626	5TH ST	Trash Service	1	\$ 29.94	\$ 29.94	\$ 359.28
CITY OF COACHELLA	778-070-002	1280	3RD ST	Trash Service	3	\$ 29.94	\$ 89.82	\$ 1,077.84
CITY OF COACHELLA	778-070-004	1271	4TH ST	Trash Service	3	\$ 29.94	\$ 89.82	\$ 1,077.84
CITY OF COACHELLA	778-070-005	1265	4TH ST A & B	Trash Service	2	\$ 29.94	\$ 59.88	\$ 718.56
CITY OF COACHELLA	778-070-005	1265	4TH ST A & B	Additional Trash	1	\$ 8.47	\$ 8.47	\$ 101.64
CITY OF COACHELLA	778-070-005	1265	4TH ST	Trash Service	2	\$ 29.94	\$ 59.88	\$ 718.56
CITY OF COACHELLA	778-070-005	1265	4TH ST	Additional Trash	1	\$ 8.47	\$ 8.47	\$ 101.64
CITY OF COACHELLA	778-070-006	1257	4TH ST	Trash Service	1	\$ 29.94	\$ 29.94	\$ 359.28
CITY OF COACHELLA	778-070-007	1243	4TH ST	Trash Service	2	\$ 29.94	\$ 59.88	\$ 718.56

City of Coachella Final 2022-23 Tax File

Customer Name	Parcel #	Address	Street	Service Level	Units	Monthly Rate	Total Montly Rate	Annual Rate
CITY OF COACHELLA	778-070-008	1205	4TH ST	Trash Service	1	\$ 29.94	\$ 29.94	\$ 359.28
CITY OF COACHELLA	778-070-008	1205	4TH ST	Additional Trash	1	\$ 8.47	\$ 8.47	\$ 101.64
CITY OF COACHELLA	778-071-001	1292	4TH ST	Trash Service	1	\$ 29.94	\$ 29.94	\$ 359.28
CITY OF COACHELLA	778-071-001	1292	4TH ST	Additional Trash	1	\$ 8.47	\$ 8.47	\$ 101.64
CITY OF COACHELLA	778-071-002	1278	4TH ST	Trash Service	1	\$ 29.94	\$ 29.94	\$ 359.28
CITY OF COACHELLA	778-071-003	1264	4TH ST	Trash Service	1	\$ 29.94	\$ 29.94	\$ 359.28
CITY OF COACHELLA	778-071-004	1250	4TH ST	Trash Service	1	\$ 29.94	\$ 29.94	\$ 359.28
CITY OF COACHELLA	778-071-006	1308	5TH ST	Trash Service	1	\$ 29.94	\$ 29.94	\$ 359.28
CITY OF COACHELLA	778-071-006	1308	5TH ST	Additional Trash	1	\$ 8.47	\$ 8.47	\$ 101.64
CITY OF COACHELLA	778-071-007	1295	6TH ST	Trash Service	2	\$ 29.94	\$ 59.88	\$ 718.56
CITY OF COACHELLA	778-080-001	1240	4TH ST	Trash Service	2	\$ 29.94	\$ 59.88	\$ 718.56
CITY OF COACHELLA	778-080-001	1240	4TH ST	Additional Trash	1	\$ 8.47	\$ 8.47	\$ 101.64
CITY OF COACHELLA	778-080-002	1236	4TH ST	Trash Service	1	\$ 29.94	\$ 29.94	\$ 359.28
CITY OF COACHELLA	778-080-002	1236	4TH ST	Additional Trash	1	\$ 8.47	\$ 8.47	\$ 101.64
CITY OF COACHELLA	778-080-003	1260	4TH ST	Trash Service	3	\$ 29.94	\$ 89.82	\$ 1,077.84
CITY OF COACHELLA	778-080-003	1260	4TH ST	Additional Trash	3	\$ 8.47	\$ 25.41	\$ 304.92
CITY OF COACHELLA	778-080-004	1160	4TH ST	Trash Service	4	\$ 29.94	\$ 119.76	\$ 1,437.12
CITY OF COACHELLA	778-081-004	1125	TRIPOLI WAY	Trash Service	1	\$ 29.94	\$ 29.94	\$ 359.28
CITY OF COACHELLA	778-081-004	1125	TRIPOLI WAY	Additional Trash	1	\$ 8.47	\$ 8.47	\$ 101.64
CITY OF COACHELLA	778-081-005	85091	BAGDAD AVE 4 UNI	Trash Service	4	\$ 29.94	\$ 119.76	\$ 1,437.12
CITY OF COACHELLA	778-090-001	809	ORCHARD AVE	Trash Service	1	\$ 29.94	\$ 29.94	\$ 359.28
CITY OF COACHELLA	778-090-003	1460	5TH ST	Trash Service	1	\$ 29.94	\$ 29.94	\$ 359.28
CITY OF COACHELLA	778-090-004	1442	5TH ST	Trash Service	2	\$ 29.94	\$ 59.88	\$ 718.56
CITY OF COACHELLA	778-090-004	1442	5TH ST	Additional Trash	1	\$ 8.47	\$ 8.47	\$ 101.64
CITY OF COACHELLA	778-090-005	1432	5TH ST	Trash Service	1	\$ 29.94	\$ 29.94	\$ 359.28
CITY OF COACHELLA	778-090-008	1441	6TH ST	Trash Service	1	\$ 29.94	\$ 29.94	\$ 359.28
CITY OF COACHELLA	778-090-008	1441	6TH ST	Yard Service	1	\$ 10.01	\$ 10.01	\$ 120.12
CITY OF COACHELLA	778-090-009	1457	6TH ST	Trash Service	1	\$ 29.94	\$ 29.94	\$ 359.28
CITY OF COACHELLA	778-090-009	1457	6TH ST	Yard Service	1	\$ 10.01	\$ 10.01	\$ 120.12
CITY OF COACHELLA	778-091-002	831	PALM AVE	Trash Service	1	\$ 29.94	\$ 29.94	\$ 359.28
CITY OF COACHELLA	778-091-006	1322	5TH ST	Trash Service	1	\$ 29.94	\$ 29.94	\$ 359.28
CITY OF COACHELLA	778-091-007	1307	6TH ST	Trash Service	1	\$ 29.94	\$ 29.94	\$ 359.28
CITY OF COACHELLA	778-091-008	1321	6TH ST	Trash Service	1	\$ 29.94	\$ 29.94	\$ 359.28
CITY OF COACHELLA	778-091-008	1321	6TH ST	Additional Trash	1	\$ 8.47	\$ 8.47	\$ 101.64
CITY OF COACHELLA	778-092-001	1494	6TH ST	Trash Service	1	\$ 29.94	\$ 29.94	\$ 359.28
CITY OF COACHELLA	778-093-002	1350	6TH ST	Trash Service	1	\$ 29.94	\$ 29.94	\$ 359.28
CITY OF COACHELLA	778-093-003	1336	6TH ST	Trash Service	1	\$ 29.94	\$ 29.94	\$ 359.28
CITY OF COACHELLA	778-093-003	1336	6TH ST	Additional Trash	1	\$ 8.47	\$ 8.47	\$ 101.64
CITY OF COACHELLA	778-093-004	1322	6TH ST	Trash Service	1	\$ 29.94	\$ 29.94	\$ 359.28
CITY OF COACHELLA	778-093-006	1395	7TH ST	Trash Service	1	\$ 29.94	\$ 29.94	\$ 359.28

City of Coachella Final 2022-23 Tax File

Customer Name	Parcel #	Address	Street	Service Level	Units	Monthly Rate	Total Montly Rate	Annual Rate
CITY OF COACHELLA	778-093-006	1395	7TH ST	Additional Trash	1	\$ 8.47	\$ 8.47	\$ 101.64
CITY OF COACHELLA	778-093-007	1379	7TH ST	Trash Service	1	\$ 29.94	\$ 29.94	\$ 359.28
CITY OF COACHELLA	778-093-009	1333	7TH ST	Trash Service	1	\$ 29.94	\$ 29.94	\$ 359.28
CITY OF COACHELLA	778-093-009	1333	7TH ST	Additional Recycle	1	\$ 8.47	\$ 8.47	\$ 101.64
CITY OF COACHELLA	778-094-001	1491	9TH ST	Trash Service	1	\$ 29.94	\$ 29.94	\$ 359.28
CITY OF COACHELLA	778-094-003	1463	9TH ST	Trash Service	1	\$ 29.94	\$ 29.94	\$ 359.28
CITY OF COACHELLA	778-094-004	1451	9TH ST	Trash Service	1	\$ 29.94	\$ 29.94	\$ 359.28
CITY OF COACHELLA	778-094-004	1451	9TH ST	Additional Trash	1	\$ 8.47	\$ 8.47	\$ 101.64
CITY OF COACHELLA	778-094-005	1445	9TH ST	Trash Service	1	\$ 29.94	\$ 29.94	\$ 359.28
CITY OF COACHELLA	778-094-005	1445	9TH ST	Additional Trash	1	\$ 8.47	\$ 8.47	\$ 101.64
CITY OF COACHELLA	778-094-006	1433	9TH ST	Trash Service	1	\$ 29.94	\$ 29.94	\$ 359.28
CITY OF COACHELLA	778-094-007	1419	9TH ST	Trash Service	1	\$ 29.94	\$ 29.94	\$ 359.28
CITY OF COACHELLA	778-094-007	1419	9TH ST	Additional Trash	1	\$ 8.47	\$ 8.47	\$ 101.64
CITY OF COACHELLA	778-100-009	1609	7TH ST	Trash Service	1	\$ 29.94	\$ 29.94	\$ 359.28
CITY OF COACHELLA	778-101-003	1628	7TH ST	Trash Service	1	\$ 29.94	\$ 29.94	\$ 359.28
CITY OF COACHELLA	778-101-003	1628	7TH ST	Additional Trash	1	\$ 8.47	\$ 8.47	\$ 101.64
CITY OF COACHELLA	778-101-004	1604	7TH ST	Trash Service	2	\$ 29.94	\$ 59.88	\$ 718.56
CITY OF COACHELLA	778-101-004	1604	7TH ST	Additional Trash	2	\$ 8.47	\$ 16.94	\$ 203.28
CITY OF COACHELLA	778-101-005	1064	VINE AVE	Trash Service	2	\$ 29.94	\$ 59.88	\$ 718.56
CITY OF COACHELLA	778-101-006	1635	8TH ST	Trash Service	1	\$ 29.94	\$ 29.94	\$ 359.28
CITY OF COACHELLA	778-101-007	1609	8TH ST	Trash Service	1	\$ 29.94	\$ 29.94	\$ 359.28
CITY OF COACHELLA	778-102-001	1121	GRAPEFRUIT BLVD	Trash Service	1	\$ 29.94	\$ 29.94	\$ 359.28
CITY OF COACHELLA	778-102-001	1121	GRAPEFRUIT BLVD	Additional Recycle	1	\$ 8.47	\$ 8.47	\$ 101.64
CITY OF COACHELLA	778-102-001	1121	GRAPEFRUIT BLVD	Additional Trash	1	\$ 8.47	\$ 8.47	\$ 101.64
CITY OF COACHELLA	778-102-004	1632	8TH ST	Trash Service	1	\$ 29.94	\$ 29.94	\$ 359.28
CITY OF COACHELLA	778-102-004	1632	8TH ST	Additional Trash	1	\$ 8.47	\$ 8.47	\$ 101.64
CITY OF COACHELLA	778-102-005	1620	8TH ST	Trash Service	1	\$ 29.94	\$ 29.94	\$ 359.28
CITY OF COACHELLA	778-102-005	1620	8TH ST	Additional Trash	1	\$ 8.47	\$ 8.47	\$ 101.64
CITY OF COACHELLA	778-102-005	1620	8TH ST	Additional Green	1	\$ 8.47	\$ 8.47	\$ 101.64
CITY OF COACHELLA	778-102-006	1602	8TH ST	Trash Service	1	\$ 29.94	\$ 29.94	\$ 359.28
CITY OF COACHELLA	778-102-006	1602	8TH ST	Additional Trash	1	\$ 8.47	\$ 8.47	\$ 101.64
CITY OF COACHELLA	778-103-003	1562	6TH ST	Trash Service	1	\$ 29.94	\$ 29.94	\$ 359.28
CITY OF COACHELLA	778-104-001	1592	7TH ST	Trash Service	1	\$ 29.94	\$ 29.94	\$ 359.28
CITY OF COACHELLA	778-104-002	1043	VINE AVE	Trash Service	1	\$ 29.94	\$ 29.94	\$ 359.28
CITY OF COACHELLA	778-104-005	1062	ORCHARD AVE	Trash Service	1	\$ 29.94	\$ 29.94	\$ 359.28
CITY OF COACHELLA	778-104-006	1076	ORCHARD AVE	Trash Service	1	\$ 29.94	\$ 29.94	\$ 359.28
CITY OF COACHELLA	778-104-007	1575	8TH ST	Trash Service	1	\$ 29.94	\$ 29.94	\$ 359.28
CITY OF COACHELLA	778-104-008	1551	8TH ST	Trash Service	1	\$ 29.94	\$ 29.94	\$ 359.28
CITY OF COACHELLA	778-104-009	1061	VINE AVE	Trash Service	1	\$ 29.94	\$ 29.94	\$ 359.28
CITY OF COACHELLA	778-104-010	1067	VINE AVE	Trash Service	1	\$ 29.94	\$ 29.94	\$ 359.28

City of Coachella Final 2022-23 Tax File

Customer Name	Parcel #	Address	Street	Service Level	Units	Monthly Rate	Total Montly Rate	Annual Rate
CITY OF COACHELLA	778-104-010	1067	VINE AVE	Additional Trash	1	\$ 8.47	\$ 8.47	\$ 101.64
CITY OF COACHELLA	778-105-001	1105	VINE AVE	Trash Service	1	\$ 29.94	\$ 29.94	\$ 359.28
CITY OF COACHELLA	778-105-001	1105	VINE AVE	Additional Trash	1	\$ 8.47	\$ 8.47	\$ 101.64
CITY OF COACHELLA	778-105-001	1576	8TH ST	Trash Service	1	\$ 29.94	\$ 29.94	\$ 359.28
CITY OF COACHELLA	778-105-002	1552	8TH ST	Trash Service	1	\$ 29.94	\$ 29.94	\$ 359.28
CITY OF COACHELLA	778-105-003	1564	8TH ST	Trash Service	1	\$ 29.94	\$ 29.94	\$ 359.28
CITY OF COACHELLA	778-105-003	1564	8TH ST	Additional Trash	1	\$ 8.47	\$ 8.47	\$ 101.64
CITY OF COACHELLA	778-105-004	1540	8TH ST	Trash Service	1	\$ 29.94	\$ 29.94	\$ 359.28
CITY OF COACHELLA	778-105-004	1540	8TH ST	Additional Trash	1	\$ 8.47	\$ 8.47	\$ 101.64
CITY OF COACHELLA	778-105-005	1528	8TH ST	Trash Service	1	\$ 29.94	\$ 29.94	\$ 359.28
CITY OF COACHELLA	778-105-006	1516	8TH ST	Trash Service	1	\$ 29.94	\$ 29.94	\$ 359.28
CITY OF COACHELLA	778-105-007	1595	9TH ST	Trash Service	2	\$ 29.94	\$ 59.88	\$ 718.56
CITY OF COACHELLA	778-105-008	1597	9TH ST	Trash Service	2	\$ 29.94	\$ 59.88	\$ 718.56
CITY OF COACHELLA	778-105-009	1585	9TH ST	Trash Service	1	\$ 29.94	\$ 29.94	\$ 359.28
CITY OF COACHELLA	778-105-009	1585	9TH ST	Additional Trash	1	\$ 8.47	\$ 8.47	\$ 101.64
CITY OF COACHELLA	778-105-010	1571	9TH ST	Trash Service	1	\$ 29.94	\$ 29.94	\$ 359.28
CITY OF COACHELLA	778-105-010	1571	9TH ST	Additional Trash	1	\$ 8.47	\$ 8.47	\$ 101.64
CITY OF COACHELLA	778-105-011	1553	9TH ST	Trash Service	1	\$ 29.94	\$ 29.94	\$ 359.28
CITY OF COACHELLA	778-105-011	1553	9TH ST	Additional Trash	1	\$ 8.47	\$ 8.47	\$ 101.64
CITY OF COACHELLA	778-110-005	1309	7TH ST	Trash Service	1	\$ 29.94	\$ 29.94	\$ 359.28
CITY OF COACHELLA	778-110-005	1309	7TH ST	Additional Trash	1	\$ 8.47	\$ 8.47	\$ 101.64
CITY OF COACHELLA	778-110-006	1273	7TH ST	Trash Service	1	\$ 29.94	\$ 29.94	\$ 359.28
CITY OF COACHELLA	778-110-006	1273	7TH ST	Additional Trash	1	\$ 8.47	\$ 8.47	\$ 101.64
CITY OF COACHELLA	778-110-007	1251	7TH ST	Trash Service	1	\$ 29.94	\$ 29.94	\$ 359.28
CITY OF COACHELLA	778-110-008	1233	7TH ST	Trash Service	1	\$ 29.94	\$ 29.94	\$ 359.28
CITY OF COACHELLA	778-110-008	1233	7TH ST	Additional Green	1	\$ 8.47	\$ 8.47	\$ 101.64
CITY OF COACHELLA	778-110-009	982	DATE AVE	Trash Service	1	\$ 29.94	\$ 29.94	\$ 359.28
CITY OF COACHELLA	778-110-009	1213	7TH ST	Trash Service	1	\$ 29.94	\$ 29.94	\$ 359.28
CITY OF COACHELLA	778-111-001	1296	7TH ST	Trash Service	1	\$ 29.94	\$ 29.94	\$ 359.28
CITY OF COACHELLA	778-111-001	1296	7TH ST	Additional Trash	1	\$ 8.47	\$ 8.47	\$ 101.64
CITY OF COACHELLA	778-111-002	1284	7TH ST	Trash Service	1	\$ 29.94	\$ 29.94	\$ 359.28
CITY OF COACHELLA	778-111-002	1284	7TH ST	Additional Trash	1	\$ 8.47	\$ 8.47	\$ 101.64
CITY OF COACHELLA	778-111-003	1260	7TH ST	Trash Service	1	\$ 29.94	\$ 29.94	\$ 359.28
CITY OF COACHELLA	778-111-004	1254	7TH ST	Trash Service	3	\$ 29.94	\$ 89.82	\$ 1,077.84
CITY OF COACHELLA	778-111-005	1236	7TH ST	Trash Service	1	\$ 29.94	\$ 29.94	\$ 359.28
CITY OF COACHELLA	778-111-005	1236	7TH ST	Additional Trash	1	\$ 8.47	\$ 8.47	\$ 101.64
CITY OF COACHELLA	778-111-006	1212	7TH ST	Trash Service	3	\$ 29.94	\$ 89.82	\$ 1,077.84
CITY OF COACHELLA	778-111-006	1212	7TH ST	Additional Trash	1	\$ 8.47	\$ 8.47	\$ 101.64
CITY OF COACHELLA	778-111-007	1090	PENDLETON WAY	Trash Service	1	\$ 29.94	\$ 29.94	\$ 359.28
CITY OF COACHELLA	778-111-007	1090	PENDLETON WAY	Additional Trash	1	\$ 8.47	\$ 8.47	\$ 101.64

City of Coachella Final 2022-23 Tax File

Customer Name	Parcel #	Address	Street	Service Level	Units	Monthly Rate	Total Montly Rate	Annual Rate
CITY OF COACHELLA	778-111-008	1285	8TH ST	Trash Service	1	\$ 29.94	\$ 29.94	\$ 359.28
CITY OF COACHELLA	778-111-009	1269	8TH ST	Trash Service	1	\$ 29.94	\$ 29.94	\$ 359.28
CITY OF COACHELLA	778-111-009	1269	8TH ST	Additional Trash	1	\$ 8.47	\$ 8.47	\$ 101.64
CITY OF COACHELLA	778-111-010	1241	8TH ST	Trash Service	1	\$ 29.94	\$ 29.94	\$ 359.28
CITY OF COACHELLA	778-111-011	1237	8TH ST	Trash Service	1	\$ 29.94	\$ 29.94	\$ 359.28
CITY OF COACHELLA	778-111-012	1072	DATE AVE	Trash Service	1	\$ 29.94	\$ 29.94	\$ 359.28
CITY OF COACHELLA	778-111-013	1233	8TH ST	Trash Service	1	\$ 29.94	\$ 29.94	\$ 359.28
CITY OF COACHELLA	778-111-013	1235	8TH ST	Trash Service	1	\$ 29.94	\$ 29.94	\$ 359.28
CITY OF COACHELLA	778-112-001	1105	PENDLETON WAY	Trash Service	1	\$ 29.94	\$ 29.94	\$ 359.28
CITY OF COACHELLA	778-112-002	1282	8TH ST	Trash Service	1	\$ 29.94	\$ 29.94	\$ 359.28
CITY OF COACHELLA	778-112-003	1268	8TH ST	Trash Service	1	\$ 29.94	\$ 29.94	\$ 359.28
CITY OF COACHELLA	778-112-003	1268	8TH ST	Additional Trash	1	\$ 8.47	\$ 8.47	\$ 101.64
CITY OF COACHELLA	778-112-004	1250	8TH ST	Trash Service	1	\$ 29.94	\$ 29.94	\$ 359.28
CITY OF COACHELLA	778-112-005	1222	8TH ST	Trash Service	1	\$ 29.94	\$ 29.94	\$ 359.28
CITY OF COACHELLA	778-112-006	1214	8TH ST	Trash Service	1	\$ 29.94	\$ 29.94	\$ 359.28
CITY OF COACHELLA	778-112-007	1120	DATE AVE	Trash Service	1	\$ 29.94	\$ 29.94	\$ 359.28
CITY OF COACHELLA	778-112-008	85157	BAGDAD AVE 159-11	Trash Service	3	\$ 29.94	\$ 89.82	\$ 1,077.84
CITY OF COACHELLA	778-112-009	1295	PENDLETON WAY	Trash Service	1	\$ 29.94	\$ 29.94	\$ 359.28
CITY OF COACHELLA	778-112-009	1307	PENDLETON WAY	Trash Service	1	\$ 29.94	\$ 29.94	\$ 359.28
CITY OF COACHELLA	778-112-009	1307	PENDLETON WAY	Additional Trash	1	\$ 8.47	\$ 8.47	\$ 101.64
CITY OF COACHELLA	778-112-009	1305	PENDLETON WAY	Trash Service	1	\$ 29.94	\$ 29.94	\$ 359.28
CITY OF COACHELLA	778-112-009	1305	PENDLETON WAY	Additional Trash	1	\$ 8.47	\$ 8.47	\$ 101.64
CITY OF COACHELLA	778-112-010	1283	9TH ST	Trash Service	1	\$ 29.94	\$ 29.94	\$ 359.28
CITY OF COACHELLA	778-112-010	1283	9TH ST	Additional Trash	1	\$ 8.47	\$ 8.47	\$ 101.64
CITY OF COACHELLA	778-112-011	1267	9TH ST	Trash Service	4	\$ 29.94	\$ 119.76	\$ 1,437.12
CITY OF COACHELLA	778-112-012	1253	9TH ST	Trash Service	7	\$ 29.94	\$ 209.58	\$ 2,514.96
CITY OF COACHELLA	778-112-013	85187	BAGDAD AVE 83/91	Trash Service	4	\$ 29.94	\$ 119.76	\$ 1,437.12
CITY OF COACHELLA	778-113-003	995	DATE AVE	Trash Service	2	\$ 29.94	\$ 59.88	\$ 718.56
CITY OF COACHELLA	778-113-004	1175	7TH ST	Trash Service	1	\$ 29.94	\$ 29.94	\$ 359.28
CITY OF COACHELLA	778-113-005	1171	7TH ST	Trash Service	1	\$ 29.94	\$ 29.94	\$ 359.28
CITY OF COACHELLA	778-113-006	1165	7TH ST	Trash Service	1	\$ 29.94	\$ 29.94	\$ 359.28
CITY OF COACHELLA	778-113-007	1022	TRIPOLI WAY	Trash Service	1	\$ 29.94	\$ 29.94	\$ 359.28
CITY OF COACHELLA	778-113-007	1022	TRIPOLI WAY	Additional Recycle	1	\$ 8.47	\$ 8.47	\$ 101.64
CITY OF COACHELLA	778-114-001	1043	DATE AVE	Trash Service	2	\$ 29.94	\$ 59.88	\$ 718.56
CITY OF COACHELLA	778-114-001	1043	DATE AVE	Additional Trash	1	\$ 8.47	\$ 8.47	\$ 101.64
CITY OF COACHELLA	778-114-002	1176	7TH ST	Trash Service	1	\$ 29.94	\$ 29.94	\$ 359.28
CITY OF COACHELLA	778-114-003	1158	7TH ST	Trash Service	1	\$ 29.94	\$ 29.94	\$ 359.28
CITY OF COACHELLA	778-114-004	1142	7TH ST	Trash Service	1	\$ 29.94	\$ 29.94	\$ 359.28
CITY OF COACHELLA	778-114-005	1124	7TH ST	Trash Service	1	\$ 29.94	\$ 29.94	\$ 359.28
CITY OF COACHELLA	778-114-006	1040	TRIPOLI WAY	Trash Service	1	\$ 29.94	\$ 29.94	\$ 359.28

City of Coachella Final 2022-23 Tax File

Customer Name	Parcel #	Address	Street	Service Level	Units	Monthly Rate	Total Montly Rate	Annual Rate
CITY OF COACHELLA	778-114-006	1040	TRIPOLI WAY	Additional Trash	1	\$ 8.47	\$ 8.47	\$ 101.64
CITY OF COACHELLA	778-114-007	1059	DATE AVE	Trash Service	1	\$ 29.94	\$ 29.94	\$ 359.28
CITY OF COACHELLA	778-114-007	1059	DATE AVE	Additional Trash	1	\$ 8.47	\$ 8.47	\$ 101.64
CITY OF COACHELLA	778-114-008	1075	DATE AVE	Trash Service	1	\$ 29.94	\$ 29.94	\$ 359.28
CITY OF COACHELLA	778-114-008	1075	DATE AVE	Additional Trash	1	\$ 8.47	\$ 8.47	\$ 101.64
CITY OF COACHELLA	778-114-009	1091	DATE AVE	Trash Service	1	\$ 29.94	\$ 29.94	\$ 359.28
CITY OF COACHELLA	778-114-010	1115	DATE AVE	Trash Service	1	\$ 29.94	\$ 29.94	\$ 359.28
CITY OF COACHELLA	778-114-011	1125	DATE AVE	Trash Service	1	\$ 29.94	\$ 29.94	\$ 359.28
CITY OF COACHELLA	778-114-012	85164	BAGDAD AVE	Trash Service	1	\$ 29.94	\$ 29.94	\$ 359.28
CITY OF COACHELLA	778-114-013	85140	BAGDAD AVE	Trash Service	3	\$ 29.94	\$ 89.82	\$ 1,077.84
CITY OF COACHELLA	778-114-014	1076	TRIPOLI WAY	Trash Service	1	\$ 29.94	\$ 29.94	\$ 359.28
CITY OF COACHELLA	778-114-015	1058	TRIPOLI WAY	Trash Service	1	\$ 29.94	\$ 29.94	\$ 359.28
CITY OF COACHELLA	778-130-002	51596	HARRISON ST	Trash Service	1	\$ 29.94	\$ 29.94	\$ 359.28
CITY OF COACHELLA	778-130-004	85051	DAMASCUS AVE	Trash Service	1	\$ 29.94	\$ 29.94	\$ 359.28
CITY OF COACHELLA	778-130-005	85061	DAMASCUS AVE	Trash Service	1	\$ 29.94	\$ 29.94	\$ 359.28
CITY OF COACHELLA	778-130-005	85061	DAMASCUS AVE	Additional Trash	1	\$ 8.47	\$ 8.47	\$ 101.64
CITY OF COACHELLA	778-130-005	85063	DAMASCUS AVE	Trash Service	1	\$ 29.94	\$ 29.94	\$ 359.28
CITY OF COACHELLA	778-130-006	85071	DAMASCUS AVE	Trash Service	1	\$ 29.94	\$ 29.94	\$ 359.28
CITY OF COACHELLA	778-130-007	85081	DAMASCUS AVE	Trash Service	1	\$ 29.94	\$ 29.94	\$ 359.28
CITY OF COACHELLA	778-130-007	85081	DAMASCUS AVE	Additional Trash	1	\$ 8.47	\$ 8.47	\$ 101.64
CITY OF COACHELLA	778-130-008	85091	DAMASCUS AVE	Trash Service	1	\$ 29.94	\$ 29.94	\$ 359.28
CITY OF COACHELLA	778-130-009	85101	DAMASCUS AVE	Trash Service	1	\$ 29.94	\$ 29.94	\$ 359.28
CITY OF COACHELLA	778-130-010	51595	TRIPOLI WAY	Trash Service	1	\$ 29.94	\$ 29.94	\$ 359.28
CITY OF COACHELLA	778-130-011	51541	TRIPOLI WAY	Trash Service	1	\$ 29.94	\$ 29.94	\$ 359.28
CITY OF COACHELLA	778-130-011	51541	TRIPOLI WAY	Additional Trash	1	\$ 8.47	\$ 8.47	\$ 101.64
CITY OF COACHELLA	778-130-011	51541	TRIPOLI WAY	Additional Green	1	\$ 8.47	\$ 8.47	\$ 101.64
CITY OF COACHELLA	778-130-013	85086	BAGDAD AVE	Trash Service	1	\$ 29.94	\$ 29.94	\$ 359.28
CITY OF COACHELLA	778-130-013	85086	BAGDAD AVE	Additional Trash	1	\$ 8.47	\$ 8.47	\$ 101.64
CITY OF COACHELLA	778-130-014	85050	BAGDAD AVE	Trash Service	1	\$ 29.94	\$ 29.94	\$ 359.28
CITY OF COACHELLA	778-130-014	85050	BAGDAD AVE	Additional Trash	2	\$ 8.47	\$ 16.94	\$ 203.28
CITY OF COACHELLA	778-131-006	85041	CAIRO AVE	Trash Service	1	\$ 29.94	\$ 29.94	\$ 359.28
CITY OF COACHELLA	778-131-007	85051	CAIRO AVE	Trash Service	1	\$ 29.94	\$ 29.94	\$ 359.28
CITY OF COACHELLA	778-131-008	85061	CAIRO AVE	Trash Service	1	\$ 29.94	\$ 29.94	\$ 359.28
CITY OF COACHELLA	778-131-008	85061	CAIRO AVE	Additional Trash	1	\$ 8.47	\$ 8.47	\$ 101.64
CITY OF COACHELLA	778-131-009	85071	CAIRO AVE	Trash Service	1	\$ 29.94	\$ 29.94	\$ 359.28
CITY OF COACHELLA	778-131-009	85071	CAIRO AVE	Additional Trash	1	\$ 8.47	\$ 8.47	\$ 101.64
CITY OF COACHELLA	778-131-010	85081	CAIRO AVE	Trash Service	1	\$ 29.94	\$ 29.94	\$ 359.28
CITY OF COACHELLA	778-131-011	85091	CAIRO AVE	Trash Service	1	\$ 29.94	\$ 29.94	\$ 359.28
CITY OF COACHELLA	778-131-012	85101	CAIRO AVE	Trash Service	2	\$ 29.94	\$ 59.88	\$ 718.56
CITY OF COACHELLA	778-131-013	51745	TRIPOLI WAY	Trash Service	1	\$ 29.94	\$ 29.94	\$ 359.28

City of Coachella Final 2022-23 Tax File

Customer Name	Parcel #	Address	Street	Service Level	Units	Monthly Rate	Total Montly Rate	Annual Rate
CITY OF COACHELLA	778-131-014	51665	TRIPOLI WAY	Trash Service	1	\$ 29.94	\$ 29.94	\$ 359.28
CITY OF COACHELLA	778-131-015	85100	DAMASCUS AVE	Trash Service	2	\$ 29.94	\$ 59.88	\$ 718.56
CITY OF COACHELLA	778-131-016	85092	DAMASCUS AVE	Trash Service	1	\$ 29.94	\$ 29.94	\$ 359.28
CITY OF COACHELLA	778-131-016	85092	DAMASCUS AVE	Additional Recycle	1	\$ 8.47	\$ 8.47	\$ 101.64
CITY OF COACHELLA	778-131-017	85078	DAMASCUS AVE	Trash Service	1	\$ 29.94	\$ 29.94	\$ 359.28
CITY OF COACHELLA	778-131-017	85078	DAMASCUS AVE	Additional Green	1	\$ 8.47	\$ 8.47	\$ 101.64
CITY OF COACHELLA	778-131-018	85072	DAMASCUS AVE	Trash Service	1	\$ 29.94	\$ 29.94	\$ 359.28
CITY OF COACHELLA	778-131-018	85072	DAMASCUS AVE	Additional Trash	1	\$ 8.47	\$ 8.47	\$ 101.64
CITY OF COACHELLA	778-131-019	85062	DAMASCUS AVE	Trash Service	1	\$ 29.94	\$ 29.94	\$ 359.28
CITY OF COACHELLA	778-131-019	85062	DAMASCUS AVE	Additional Trash	1	\$ 8.47	\$ 8.47	\$ 101.64
CITY OF COACHELLA	778-131-020	85120	DAMASCUS AVE	Trash Service	2	\$ 29.94	\$ 59.88	\$ 718.56
CITY OF COACHELLA	778-131-021	85024	DAMASCUS AVE	Trash Service	2	\$ 29.94	\$ 59.88	\$ 718.56
CITY OF COACHELLA	778-132-001	51526	TRIPOLI WAY	Trash Service	1	\$ 29.94	\$ 29.94	\$ 359.28
CITY OF COACHELLA	778-132-001	51526	TRIPOLI WAY	Additional Trash	2	\$ 8.47	\$ 16.94	\$ 203.28
CITY OF COACHELLA	778-132-002	85226	BAGDAD AVE	Trash Service	1	\$ 29.94	\$ 29.94	\$ 359.28
CITY OF COACHELLA	778-132-002	85226	BAGDAD AVE	Additional Trash	1	\$ 8.47	\$ 8.47	\$ 101.64
CITY OF COACHELLA	778-132-003	85236	BAGDAD AVE	Trash Service	1	\$ 29.94	\$ 29.94	\$ 359.28
CITY OF COACHELLA	778-132-004	85246	BAGDAD AVE	Trash Service	1	\$ 29.94	\$ 29.94	\$ 359.28
CITY OF COACHELLA	778-132-005	85256	BAGDAD AVE	Trash Service	1	\$ 29.94	\$ 29.94	\$ 359.28
CITY OF COACHELLA	778-132-006	85266	BAGDAD AVE	Trash Service	1	\$ 29.94	\$ 29.94	\$ 359.28
CITY OF COACHELLA	778-132-006	85266	BAGDAD AVE	Additional Trash	1	\$ 8.47	\$ 8.47	\$ 101.64
CITY OF COACHELLA	778-132-007	85276	BAGDAD AVE	Trash Service	1	\$ 29.94	\$ 29.94	\$ 359.28
CITY OF COACHELLA	778-132-007	85276	BAGDAD AVE	Additional Trash	1	\$ 8.47	\$ 8.47	\$ 101.64
CITY OF COACHELLA	778-132-008	85286	BAGDAD AVE	Trash Service	1	\$ 29.94	\$ 29.94	\$ 359.28
CITY OF COACHELLA	778-132-009	51525	DATE AVE	Trash Service	1	\$ 29.94	\$ 29.94	\$ 359.28
CITY OF COACHELLA	778-132-009	51525	DATE AVE	Additional Trash	1	\$ 8.47	\$ 8.47	\$ 101.64
CITY OF COACHELLA	778-132-010	85215	DAMASCUS AVE	Trash Service	1	\$ 29.94	\$ 29.94	\$ 359.28
CITY OF COACHELLA	778-132-010	85215	DAMASCUS AVE	Additional Trash	1	\$ 8.47	\$ 8.47	\$ 101.64
CITY OF COACHELLA	778-132-011	85225	DAMASCUS AVE	Trash Service	1	\$ 29.94	\$ 29.94	\$ 359.28
CITY OF COACHELLA	778-132-011	85225	DAMASCUS AVE	Additional Trash	1	\$ 8.47	\$ 8.47	\$ 101.64
CITY OF COACHELLA	778-132-012	85235	DAMASCUS AVE	Trash Service	1	\$ 29.94	\$ 29.94	\$ 359.28
CITY OF COACHELLA	778-132-012	85235	DAMASCUS AVE	Additional Trash	1	\$ 8.47	\$ 8.47	\$ 101.64
CITY OF COACHELLA	778-132-013	85245	DAMASCUS AVE	Trash Service	1	\$ 29.94	\$ 29.94	\$ 359.28
CITY OF COACHELLA	778-132-014	85255	DAMASCUS AVE	Trash Service	1	\$ 29.94	\$ 29.94	\$ 359.28
CITY OF COACHELLA	778-132-014	85255	DAMASCUS AVE	Additional Trash	1	\$ 8.47	\$ 8.47	\$ 101.64
CITY OF COACHELLA	778-132-015	85265	DAMASCUS AVE	Trash Service	1	\$ 29.94	\$ 29.94	\$ 359.28
CITY OF COACHELLA	778-132-016	85275	DAMASCUS AVE	Trash Service	1	\$ 29.94	\$ 29.94	\$ 359.28
CITY OF COACHELLA	778-132-017	85285	DAMASCUS AVE	Trash Service	1	\$ 29.94	\$ 29.94	\$ 359.28
CITY OF COACHELLA	778-132-017	85285	DAMASCUS AVE	Additional Trash	2	\$ 8.47	\$ 16.94	\$ 203.28
CITY OF COACHELLA	778-132-017	85285	DAMASCUS AVE	Additional Recycle	1	\$ 8.47	\$ 8.47	\$ 101.64

City of Coachella Final 2022-23 Tax File

Customer Name	Parcel #	Address	Street	Service Level	Units	Monthly Rate	Total Montly Rate	Annual Rate
CITY OF COACHELLA	778-132-018	51543	DATE AVE	Trash Service	1	\$ 29.94	\$ 29.94	\$ 359.28
CITY OF COACHELLA	778-132-018	51543	DATE AVE	Additional Trash	1	\$ 8.47	\$ 8.47	\$ 101.64
CITY OF COACHELLA	778-133-001	51600	TRIPOLI WAY	Trash Service	1	\$ 29.94	\$ 29.94	\$ 359.28
CITY OF COACHELLA	778-133-002	85226	DAMASCUS AVE	Trash Service	1	\$ 29.94	\$ 29.94	\$ 359.28
CITY OF COACHELLA	778-133-003	85236	DAMASCUS AVE	Trash Service	1	\$ 29.94	\$ 29.94	\$ 359.28
CITY OF COACHELLA	778-133-003	85236	DAMASCUS AVE	Additional Trash	1	\$ 8.47	\$ 8.47	\$ 101.64
CITY OF COACHELLA	778-133-004	85246	DAMASCUS AVE	Trash Service	1	\$ 29.94	\$ 29.94	\$ 359.28
CITY OF COACHELLA	778-133-005	85256	DAMASCUS AVE	Trash Service	1	\$ 29.94	\$ 29.94	\$ 359.28
CITY OF COACHELLA	778-133-005	85256	DAMASCUS AVE	Additional Trash	1	\$ 8.47	\$ 8.47	\$ 101.64
CITY OF COACHELLA	778-133-006	85266	DAMASCUS AVE	Trash Service	1	\$ 29.94	\$ 29.94	\$ 359.28
CITY OF COACHELLA	778-133-007	85276	DAMASCUS AVE	Trash Service	1	\$ 29.94	\$ 29.94	\$ 359.28
CITY OF COACHELLA	778-133-008	85286	DAMASCUS AVE	Trash Service	1	\$ 29.94	\$ 29.94	\$ 359.28
CITY OF COACHELLA	778-133-008	85286	DAMASCUS AVE	Additional Trash	1	\$ 8.47	\$ 8.47	\$ 101.64
CITY OF COACHELLA	778-133-009	51561	DATE AVE	Trash Service	1	\$ 29.94	\$ 29.94	\$ 359.28
CITY OF COACHELLA	778-133-010	85215	MEDINA ST	Trash Service	1	\$ 29.94	\$ 29.94	\$ 359.28
CITY OF COACHELLA	778-133-010	85215	MEDINA ST	Additional Trash	1	\$ 8.47	\$ 8.47	\$ 101.64
CITY OF COACHELLA	778-133-011	85225	MEDINA ST	Trash Service	1	\$ 29.94	\$ 29.94	\$ 359.28
CITY OF COACHELLA	778-133-012	85235	MEDINA ST	Trash Service	1	\$ 29.94	\$ 29.94	\$ 359.28
CITY OF COACHELLA	778-133-012	85235	MEDINA ST	Additional Recycle	1	\$ 8.47	\$ 8.47	\$ 101.64
CITY OF COACHELLA	778-133-012	85235	MEDINA ST	Additional Trash	1	\$ 8.47	\$ 8.47	\$ 101.64
CITY OF COACHELLA	778-133-013	85245	MEDINA ST	Trash Service	1	\$ 29.94	\$ 29.94	\$ 359.28
CITY OF COACHELLA	778-133-013	85245	MEDINA ST	Additional Trash	1	\$ 8.47	\$ 8.47	\$ 101.64
CITY OF COACHELLA	778-133-014	85255	MEDINA ST	Trash Service	1	\$ 29.94	\$ 29.94	\$ 359.28
CITY OF COACHELLA	778-133-014	85255	MEDINA ST	Additional Trash	1	\$ 8.47	\$ 8.47	\$ 101.64
CITY OF COACHELLA	778-133-015	85265	MEDINA ST	Trash Service	1	\$ 29.94	\$ 29.94	\$ 359.28
CITY OF COACHELLA	778-133-017	85285	MEDINA ST	Trash Service	1	\$ 29.94	\$ 29.94	\$ 359.28
CITY OF COACHELLA	778-133-017	85285	MEDINA ST	Additional Trash	1	\$ 8.47	\$ 8.47	\$ 101.64
CITY OF COACHELLA	778-133-018	51579	DATE AVE	Trash Service	1	\$ 29.94	\$ 29.94	\$ 359.28
CITY OF COACHELLA	778-133-018	51579	DATE AVE	Additional Trash	1	\$ 8.47	\$ 8.47	\$ 101.64
CITY OF COACHELLA	778-134-001	85216	MEDINA ST	Trash Service	1	\$ 29.94	\$ 29.94	\$ 359.28
CITY OF COACHELLA	778-134-002	85226	MEDINA ST	Trash Service	1	\$ 29.94	\$ 29.94	\$ 359.28
CITY OF COACHELLA	778-134-002	85226	MEDINA ST	Additional Trash	1	\$ 8.47	\$ 8.47	\$ 101.64
CITY OF COACHELLA	778-134-003	85236	MEDINA ST	Trash Service	1	\$ 29.94	\$ 29.94	\$ 359.28
CITY OF COACHELLA	778-134-003	85236	MEDINA ST	Additional Trash	1	\$ 8.47	\$ 8.47	\$ 101.64
CITY OF COACHELLA	778-134-004	85246	MEDINA ST	Trash Service	1	\$ 29.94	\$ 29.94	\$ 359.28
CITY OF COACHELLA	778-134-004	85246	MEDINA ST	Additional Trash	1	\$ 8.47	\$ 8.47	\$ 101.64
CITY OF COACHELLA	778-134-004	85246	MEDINA ST	Additional Recycle	1	\$ 8.47	\$ 8.47	\$ 101.64
CITY OF COACHELLA	778-134-005	85256	MEDINA ST	Trash Service	1	\$ 29.94	\$ 29.94	\$ 359.28
CITY OF COACHELLA	778-134-006	85266	MEDINA ST	Trash Service	1	\$ 29.94	\$ 29.94	\$ 359.28
CITY OF COACHELLA	778-134-007	85276	MEDINA ST	Trash Service	1	\$ 29.94	\$ 29.94	\$ 359.28

City of Coachella Final 2022-23 Tax File

Customer Name	Parcel #	Address	Street	Service Level	Units	Monthly Rate	Total Montly Rate	Annual Rate
CITY OF COACHELLA	778-134-008	85286	MEDINA ST	Trash Service	1	\$ 29.94	\$ 29.94	\$ 359.28
CITY OF COACHELLA	778-134-009	85296	MEDINA ST	Trash Service	1	\$ 29.94	\$ 29.94	\$ 359.28
CITY OF COACHELLA	778-150-011	51865	TRIPOLI WAY	Trash Service	1	\$ 29.94	\$ 29.94	\$ 359.28
CITY OF COACHELLA	778-150-012	51875	TRIPOLI WAY	Trash Service	1	\$ 29.94	\$ 29.94	\$ 359.28
CITY OF COACHELLA	778-151-001	85215	CAIRO AVE	Trash Service	1	\$ 29.94	\$ 29.94	\$ 359.28
CITY OF COACHELLA	778-151-002	85225	CAIRO AVE	Trash Service	1	\$ 29.94	\$ 29.94	\$ 359.28
CITY OF COACHELLA	778-151-003	85235	CAIRO AVE	Trash Service	1	\$ 29.94	\$ 29.94	\$ 359.28
CITY OF COACHELLA	778-151-004	85245	CAIRO AVE	Trash Service	1	\$ 29.94	\$ 29.94	\$ 359.28
CITY OF COACHELLA	778-151-004	85245	CAIRO AVE	Additional Trash	1	\$ 8.47	\$ 8.47	\$ 101.64
CITY OF COACHELLA	778-151-004	85245	CAIRO AVE	Additional Recycle	1	\$ 8.47	\$ 8.47	\$ 101.64
CITY OF COACHELLA	778-151-005	85255	CAIRO AVE	Trash Service	1	\$ 29.94	\$ 29.94	\$ 359.28
CITY OF COACHELLA	778-151-006	85265	CAIRO AVE	Trash Service	1	\$ 29.94	\$ 29.94	\$ 359.28
CITY OF COACHELLA	778-151-007	85275	CAIRO AVE	Trash Service	1	\$ 29.94	\$ 29.94	\$ 359.28
CITY OF COACHELLA	778-151-008	85285	CAIRO AVE	Trash Service	1	\$ 29.94	\$ 29.94	\$ 359.28
CITY OF COACHELLA	778-151-008	85285	CAIRO AVE	Additional Trash	1	\$ 8.47	\$ 8.47	\$ 101.64
CITY OF COACHELLA	778-151-008	85285	CAIRO AVE	Additional Recycle	1	\$ 8.47	\$ 8.47	\$ 101.64
CITY OF COACHELLA	778-151-009	85295	CAIRO AVE	Trash Service	1	\$ 29.94	\$ 29.94	\$ 359.28
CITY OF COACHELLA	778-151-009	85295	CAIRO AVE	Additional Trash	1	\$ 8.47	\$ 8.47	\$ 101.64
CITY OF COACHELLA	778-152-001	85216	CAIRO AVE	Trash Service	1	\$ 29.94	\$ 29.94	\$ 359.28
CITY OF COACHELLA	778-152-002	85226	CAIRO AVE	Trash Service	1	\$ 29.94	\$ 29.94	\$ 359.28
CITY OF COACHELLA	778-152-002	85226	CAIRO AVE	Additional Trash	1	\$ 8.47	\$ 8.47	\$ 101.64
CITY OF COACHELLA	778-152-003	85236	CAIRO AVE	Trash Service	1	\$ 29.94	\$ 29.94	\$ 359.28
CITY OF COACHELLA	778-152-003	85236	CAIRO AVE	Additional Trash	1	\$ 8.47	\$ 8.47	\$ 101.64
CITY OF COACHELLA	778-152-004	85246	CAIRO AVE	Trash Service	1	\$ 29.94	\$ 29.94	\$ 359.28
CITY OF COACHELLA	778-152-005	85256	CAIRO AVE	Trash Service	1	\$ 29.94	\$ 29.94	\$ 359.28
CITY OF COACHELLA	778-152-005	85256	CAIRO AVE	Additional Trash	1	\$ 8.47	\$ 8.47	\$ 101.64
CITY OF COACHELLA	778-152-006	85266	CAIRO AVE	Trash Service	1	\$ 29.94	\$ 29.94	\$ 359.28
CITY OF COACHELLA	778-152-006	85266	CAIRO AVE	Additional Trash	1	\$ 8.47	\$ 8.47	\$ 101.64
CITY OF COACHELLA	778-152-007	85276	CAIRO AVE	Trash Service	1	\$ 29.94	\$ 29.94	\$ 359.28
CITY OF COACHELLA	778-152-008	85286	CAIRO AVE	Trash Service	1	\$ 29.94	\$ 29.94	\$ 359.28
CITY OF COACHELLA	778-152-009	85296	CAIRO AVE	Trash Service	1	\$ 29.94	\$ 29.94	\$ 359.28
CITY OF COACHELLA	778-152-009	85296	CAIRO AVE	Additional Trash	1	\$ 8.47	\$ 8.47	\$ 101.64
CITY OF COACHELLA	778-152-010	85215	ARABY AVE	Trash Service	1	\$ 29.94	\$ 29.94	\$ 359.28
CITY OF COACHELLA	778-152-011	85225	ARABY AVE	Trash Service	1	\$ 29.94	\$ 29.94	\$ 359.28
CITY OF COACHELLA	778-152-011	85225	ARABY AVE	Additional Trash	1	\$ 8.47	\$ 8.47	\$ 101.64
CITY OF COACHELLA	778-152-012	85235	ARABY AVE	Trash Service	1	\$ 29.94	\$ 29.94	\$ 359.28
CITY OF COACHELLA	778-152-012	85235	ARABY AVE	Additional Trash	1	\$ 8.47	\$ 8.47	\$ 101.64
CITY OF COACHELLA	778-152-013	85245	ARABY AVE	Trash Service	1	\$ 29.94	\$ 29.94	\$ 359.28
CITY OF COACHELLA	778-152-013	85245	ARABY AVE	Additional Trash	1	\$ 8.47	\$ 8.47	\$ 101.64
CITY OF COACHELLA	778-152-014	85255	ARABY AVE	Trash Service	1	\$ 29.94	\$ 29.94	\$ 359.28

City of Coachella Final 2022-23 Tax File

Customer Name	Parcel #	Address	Street	Service Level	Units	Monthly Rate	Total Montly Rate	Annual Rate
CITY OF COACHELLA	778-152-014	85255	ARABY AVE	Additional Trash	1	\$ 8.47	\$ 8.47	\$ 101.64
CITY OF COACHELLA	778-152-015	85265	ARABY AVE	Trash Service	1	\$ 29.94	\$ 29.94	\$ 359.28
CITY OF COACHELLA	778-152-015	85265	ARABY AVE	Additional Trash	1	\$ 8.47	\$ 8.47	\$ 101.64
CITY OF COACHELLA	778-152-016	85275	ARABY AVE	Trash Service	1	\$ 29.94	\$ 29.94	\$ 359.28
CITY OF COACHELLA	778-152-016	85275	ARABY AVE	Additional Trash	1	\$ 8.47	\$ 8.47	\$ 101.64
CITY OF COACHELLA	778-152-017	85285	ARABY AVE	Trash Service	1	\$ 29.94	\$ 29.94	\$ 359.28
CITY OF COACHELLA	778-152-018	85295	ARABY AVE	Trash Service	1	\$ 29.94	\$ 29.94	\$ 359.28
CITY OF COACHELLA	778-152-018	85295	ARABY AVE	Additional Trash	1	\$ 8.47	\$ 8.47	\$ 101.64
CITY OF COACHELLA	778-153-001	85216	ARABY AVE	Trash Service	1	\$ 29.94	\$ 29.94	\$ 359.28
CITY OF COACHELLA	778-153-001	85216	ARABY AVE	Additional Trash	1	\$ 8.47	\$ 8.47	\$ 101.64
CITY OF COACHELLA	778-153-002	85226	ARABY AVE	Trash Service	1	\$ 29.94	\$ 29.94	\$ 359.28
CITY OF COACHELLA	778-153-002	85226	ARABY AVE	Additional Trash	1	\$ 8.47	\$ 8.47	\$ 101.64
CITY OF COACHELLA	778-153-003	85236	ARABY AVE	Trash Service	1	\$ 29.94	\$ 29.94	\$ 359.28
CITY OF COACHELLA	778-153-003	85236	ARABY AVE	Yard Service	1	\$ 10.01	\$ 10.01	\$ 120.12
CITY OF COACHELLA	778-153-004	85246	ARABY AVE	Trash Service	1	\$ 29.94	\$ 29.94	\$ 359.28
CITY OF COACHELLA	778-153-005	85256	ARABY AVE	Trash Service	1	\$ 29.94	\$ 29.94	\$ 359.28
CITY OF COACHELLA	778-153-005	85256	ARABY AVE	Additional Green	1	\$ 8.47	\$ 8.47	\$ 101.64
CITY OF COACHELLA	778-153-006	85266	ARABY AVE	Trash Service	1	\$ 29.94	\$ 29.94	\$ 359.28
CITY OF COACHELLA	778-153-006	85266	ARABY AVE	Additional Trash	1	\$ 8.47	\$ 8.47	\$ 101.64
CITY OF COACHELLA	778-153-007	85276	ARABY AVE	Trash Service	1	\$ 29.94	\$ 29.94	\$ 359.28
CITY OF COACHELLA	778-153-007	85276	ARABY AVE	Additional Trash	2	\$ 8.47	\$ 16.94	\$ 203.28
CITY OF COACHELLA	778-153-008	85286	ARABY AVE	Trash Service	1	\$ 29.94	\$ 29.94	\$ 359.28
CITY OF COACHELLA	778-153-008	85286	ARABY AVE	Additional Trash	1	\$ 8.47	\$ 8.47	\$ 101.64
CITY OF COACHELLA	778-153-009	85296	ARABY AVE	Trash Service	1	\$ 29.94	\$ 29.94	\$ 359.28
CITY OF COACHELLA	778-153-009	85296	ARABY AVE	Additional Trash	1	\$ 8.47	\$ 8.47	\$ 101.64
CITY OF COACHELLA	778-153-010	85215	AVE 52	Trash Service	1	\$ 29.94	\$ 29.94	\$ 359.28
CITY OF COACHELLA	778-153-010	85215	AVE 52	Additional Trash	1	\$ 8.47	\$ 8.47	\$ 101.64
CITY OF COACHELLA	778-153-011	85225	AVE 52	Trash Service	1	\$ 29.94	\$ 29.94	\$ 359.28
CITY OF COACHELLA	778-153-011	85225	AVE 52	Additional Trash	2	\$ 8.47	\$ 16.94	\$ 203.28
CITY OF COACHELLA	778-153-012	85235	AVE 52	Trash Service	1	\$ 29.94	\$ 29.94	\$ 359.28
CITY OF COACHELLA	778-153-013	85245	AVE 52	Trash Service	1	\$ 29.94	\$ 29.94	\$ 359.28
CITY OF COACHELLA	778-153-013	85245	AVE 52	Additional Trash	1	\$ 8.47	\$ 8.47	\$ 101.64
CITY OF COACHELLA	778-153-014	85255	AVE 52	Trash Service	1	\$ 29.94	\$ 29.94	\$ 359.28
CITY OF COACHELLA	778-153-015	85265	AVE 52	Trash Service	1	\$ 29.94	\$ 29.94	\$ 359.28
CITY OF COACHELLA	778-153-015	85265	AVE 52	Additional Trash	1	\$ 8.47	\$ 8.47	\$ 101.64
CITY OF COACHELLA	778-153-016	85275	AVE 52	Trash Service	1	\$ 29.94	\$ 29.94	\$ 359.28
CITY OF COACHELLA	778-153-017	85285	AVE 52	Trash Service	1	\$ 29.94	\$ 29.94	\$ 359.28
CITY OF COACHELLA	778-153-017	85285	AVE 52	Additional Trash	1	\$ 8.47	\$ 8.47	\$ 101.64
CITY OF COACHELLA	778-153-018	85295	AVE 52	Trash Service	1	\$ 29.94	\$ 29.94	\$ 359.28
CITY OF COACHELLA	778-153-018	85295	AVE 52	Additional Trash	1	\$ 8.47	\$ 8.47	\$ 101.64

City of Coachella Final 2022-23 Tax File

Customer Name	Parcel #	Address	Street	Service Level	Units	Monthly Rate	Total Montly Rate	Annual Rate
CITY OF COACHELLA	778-160-001	85306	CAIRO AVE	Trash Service	1	\$ 29.94	\$ 29.94	\$ 359.28
CITY OF COACHELLA	778-160-001	85306	CAIRO AVE	Additional Trash	3	\$ 8.47	\$ 25.41	\$ 304.92
CITY OF COACHELLA	778-160-002	85316	CAIRO AVE	Trash Service	1	\$ 29.94	\$ 29.94	\$ 359.28
CITY OF COACHELLA	778-160-003	85326	CAIRO AVE	Trash Service	1	\$ 29.94	\$ 29.94	\$ 359.28
CITY OF COACHELLA	778-160-004	85336	CAIRO AVE	Trash Service	1	\$ 29.94	\$ 29.94	\$ 359.28
CITY OF COACHELLA	778-160-004	85336	CAIRO AVE	Additional Trash	1	\$ 8.47	\$ 8.47	\$ 101.64
CITY OF COACHELLA	778-160-005	85346	CAIRO AVE	Trash Service	1	\$ 29.94	\$ 29.94	\$ 359.28
CITY OF COACHELLA	778-160-005	85346	CAIRO AVE	Additional Trash	1	\$ 8.47	\$ 8.47	\$ 101.64
CITY OF COACHELLA	778-160-006	85356	CAIRO AVE	Trash Service	1	\$ 29.94	\$ 29.94	\$ 359.28
CITY OF COACHELLA	778-160-006	85356	CAIRO AVE	Additional Trash	1	\$ 8.47	\$ 8.47	\$ 101.64
CITY OF COACHELLA	778-160-007	85366	CAIRO AVE	Trash Service	1	\$ 29.94	\$ 29.94	\$ 359.28
CITY OF COACHELLA	778-160-008	85376	CAIRO AVE	Trash Service	1	\$ 29.94	\$ 29.94	\$ 359.28
CITY OF COACHELLA	778-160-008	85376	CAIRO AVE	Additional Trash	1	\$ 8.47	\$ 8.47	\$ 101.64
CITY OF COACHELLA	778-160-009	85386	CAIRO AVE	Trash Service	1	\$ 29.94	\$ 29.94	\$ 359.28
CITY OF COACHELLA	778-160-009	85386	CAIRO AVE	Additional Trash	2	\$ 8.47	\$ 16.94	\$ 203.28
CITY OF COACHELLA	778-160-010	85396	CAIRO AVE	Trash Service	1	\$ 29.94	\$ 29.94	\$ 359.28
CITY OF COACHELLA	778-160-011	85406	CAIRO AVE	Trash Service	1	\$ 29.94	\$ 29.94	\$ 359.28
CITY OF COACHELLA	778-160-011	85406	CAIRO AVE	Additional Trash	1	\$ 8.47	\$ 8.47	\$ 101.64
CITY OF COACHELLA	778-160-011	85406	CAIRO AVE	Additional Green	1	\$ 8.47	\$ 8.47	\$ 101.64
CITY OF COACHELLA	778-160-012	85416	CAIRO AVE	Trash Service	1	\$ 29.94	\$ 29.94	\$ 359.28
CITY OF COACHELLA	778-160-013	85426	CAIRO AVE	Trash Service	1	\$ 29.94	\$ 29.94	\$ 359.28
CITY OF COACHELLA	778-160-014	85436	CAIRO AVE	Trash Service	1	\$ 29.94	\$ 29.94	\$ 359.28
CITY OF COACHELLA	778-160-014	85436	CAIRO AVE	Additional Trash	1	\$ 8.47	\$ 8.47	\$ 101.64
CITY OF COACHELLA	778-160-015	85446	CAIRO AVE	Trash Service	1	\$ 29.94	\$ 29.94	\$ 359.28
CITY OF COACHELLA	778-160-015	85446	CAIRO AVE	Additional Trash	1	\$ 8.47	\$ 8.47	\$ 101.64
CITY OF COACHELLA	778-160-016	85456	CAIRO AVE	Trash Service	1	\$ 29.94	\$ 29.94	\$ 359.28
CITY OF COACHELLA	778-160-017	85466	CAIRO AVE	Trash Service	1	\$ 29.94	\$ 29.94	\$ 359.28
CITY OF COACHELLA	778-160-017	85466	CAIRO AVE	Additional Trash	1	\$ 8.47	\$ 8.47	\$ 101.64
CITY OF COACHELLA	778-160-018	85476	CAIRO AVE	Trash Service	1	\$ 29.94	\$ 29.94	\$ 359.28
CITY OF COACHELLA	778-160-018	85476	CAIRO AVE	Additional Trash	1	\$ 8.47	\$ 8.47	\$ 101.64
CITY OF COACHELLA	778-160-019	85486	CAIRO AVE	Trash Service	1	\$ 29.94	\$ 29.94	\$ 359.28
CITY OF COACHELLA	778-160-019	85486	CAIRO AVE	Additional Trash	1	\$ 8.47	\$ 8.47	\$ 101.64
CITY OF COACHELLA	778-160-020	85496	CAIRO AVE	Trash Service	1	\$ 29.94	\$ 29.94	\$ 359.28
CITY OF COACHELLA	778-160-020	85496	CAIRO AVE	Additional Recycle	1	\$ 8.47	\$ 8.47	\$ 101.64
CITY OF COACHELLA	778-160-021	85305	ARABY AVE	Trash Service	3	\$ 29.94	\$ 89.82	\$ 1,077.84
CITY OF COACHELLA	778-160-021	85305	ARABY AVE	Additional Green	1	\$ 8.47	\$ 8.47	\$ 101.64
CITY OF COACHELLA	778-160-022	85315	ARABY AVE	Trash Service	1	\$ 29.94	\$ 29.94	\$ 359.28
CITY OF COACHELLA	778-160-023	85325	ARABY AVE	Trash Service	1	\$ 29.94	\$ 29.94	\$ 359.28
CITY OF COACHELLA	778-160-024	85335	ARABY AVE	Trash Service	1	\$ 29.94	\$ 29.94	\$ 359.28
CITY OF COACHELLA	778-160-025	85345	ARABY AVE	Trash Service	1	\$ 29.94	\$ 29.94	\$ 359.28

City of Coachella Final 2022-23 Tax File

Customer Name	Parcel #	Address	Street	Service Level	Units	Monthly Rate	Total Montly Rate	Annual Rate
CITY OF COACHELLA	778-160-026	85355	ARABY AVE	Trash Service	1	\$ 29.94	\$ 29.94	\$ 359.28
CITY OF COACHELLA	778-160-027	85365	ARABY AVE	Trash Service	1	\$ 29.94	\$ 29.94	\$ 359.28
CITY OF COACHELLA	778-160-027	85365	ARABY AVE	Additional Trash	1	\$ 8.47	\$ 8.47	\$ 101.64
CITY OF COACHELLA	778-160-028	85375	ARABY AVE	Trash Service	1	\$ 29.94	\$ 29.94	\$ 359.28
CITY OF COACHELLA	778-160-028	85375	ARABY AVE	Additional Trash	2	\$ 8.47	\$ 16.94	\$ 203.28
CITY OF COACHELLA	778-160-029	85385	ARABY AVE	Trash Service	1	\$ 29.94	\$ 29.94	\$ 359.28
CITY OF COACHELLA	778-160-030	85395	ARABY AVE	Trash Service	1	\$ 29.94	\$ 29.94	\$ 359.28
CITY OF COACHELLA	778-160-031	85405	ARABY AVE	Trash Service	1	\$ 29.94	\$ 29.94	\$ 359.28
CITY OF COACHELLA	778-160-031	85405	ARABY AVE	Additional Trash	1	\$ 8.47	\$ 8.47	\$ 101.64
CITY OF COACHELLA	778-160-032	85415	ARABY AVE	Trash Service	1	\$ 29.94	\$ 29.94	\$ 359.28
CITY OF COACHELLA	778-160-032	85415	ARABY AVE	Additional Trash	1	\$ 8.47	\$ 8.47	\$ 101.64
CITY OF COACHELLA	778-160-033	85425	ARABY AVE	Trash Service	1	\$ 29.94	\$ 29.94	\$ 359.28
CITY OF COACHELLA	778-160-034	85435	ARABY AVE	Trash Service	1	\$ 29.94	\$ 29.94	\$ 359.28
CITY OF COACHELLA	778-160-035	85445	ARABY AVE	Trash Service	1	\$ 29.94	\$ 29.94	\$ 359.28
CITY OF COACHELLA	778-160-036	85455	ARABY AVE	Trash Service	1	\$ 29.94	\$ 29.94	\$ 359.28
CITY OF COACHELLA	778-160-037	85465	ARABY AVE	Trash Service	1	\$ 29.94	\$ 29.94	\$ 359.28
CITY OF COACHELLA	778-160-038	85475	ARABY AVE	Trash Service	1	\$ 29.94	\$ 29.94	\$ 359.28
CITY OF COACHELLA	778-160-039	85485	ARABY AVE	Trash Service	1	\$ 29.94	\$ 29.94	\$ 359.28
CITY OF COACHELLA	778-160-040	85495	ARABY AVE	Trash Service	1	\$ 29.94	\$ 29.94	\$ 359.28
CITY OF COACHELLA	778-161-001	85495	AVE 52	Trash Service	1	\$ 29.94	\$ 29.94	\$ 359.28
CITY OF COACHELLA	778-161-001	85495	AVE 52	Additional Trash	1	\$ 8.47	\$ 8.47	\$ 101.64
CITY OF COACHELLA	778-161-001	85495	AVE 52	Additional Green	1	\$ 8.47	\$ 8.47	\$ 101.64
CITY OF COACHELLA	778-161-002	85485	AVE 52	Trash Service	1	\$ 29.94	\$ 29.94	\$ 359.28
CITY OF COACHELLA	778-161-003	85475	AVE 52	Trash Service	1	\$ 29.94	\$ 29.94	\$ 359.28
CITY OF COACHELLA	778-161-004	85465	AVE 52	Trash Service	1	\$ 29.94	\$ 29.94	\$ 359.28
CITY OF COACHELLA	778-161-005	85455	AVE 52	Trash Service	1	\$ 29.94	\$ 29.94	\$ 359.28
CITY OF COACHELLA	778-161-005	85455	AVE 52	Additional Trash	1	\$ 8.47	\$ 8.47	\$ 101.64
CITY OF COACHELLA	778-161-006	85445	AVE 52	Trash Service	1	\$ 29.94	\$ 29.94	\$ 359.28
CITY OF COACHELLA	778-161-006	85445	AVE 52	Additional Trash	1	\$ 8.47	\$ 8.47	\$ 101.64
CITY OF COACHELLA	778-161-007	85435	AVE 52	Trash Service	1	\$ 29.94	\$ 29.94	\$ 359.28
CITY OF COACHELLA	778-161-008	85425	AVE 52	Trash Service	1	\$ 29.94	\$ 29.94	\$ 359.28
CITY OF COACHELLA	778-161-009	85415	AVE 52	Trash Service	1	\$ 29.94	\$ 29.94	\$ 359.28
CITY OF COACHELLA	778-161-009	85415	AVE 52	Additional Trash	1	\$ 8.47	\$ 8.47	\$ 101.64
CITY OF COACHELLA	778-161-010	85405	AVE 52	Trash Service	1	\$ 29.94	\$ 29.94	\$ 359.28
CITY OF COACHELLA	778-161-010	85405	AVE 52	Additional Trash	1	\$ 8.47	\$ 8.47	\$ 101.64
CITY OF COACHELLA	778-161-011	85395	AVE 52	Trash Service	1	\$ 29.94	\$ 29.94	\$ 359.28
CITY OF COACHELLA	778-161-011	85395	AVE 52	Additional Trash	1	\$ 8.47	\$ 8.47	\$ 101.64
CITY OF COACHELLA	778-161-012	85385	AVE 52	Trash Service	1	\$ 29.94	\$ 29.94	\$ 359.28
CITY OF COACHELLA	778-161-013	85375	AVE 52	Trash Service	2	\$ 29.94	\$ 59.88	\$ 718.56
CITY OF COACHELLA	778-161-013	85375	AVE 52	Additional Trash	1	\$ 8.47	\$ 8.47	\$ 101.64

City of Coachella Final 2022-23 Tax File

Customer Name	Parcel #	Address	Street	Service Level	Units	Monthly Rate	Total Montly Rate	Annual Rate
CITY OF COACHELLA	778-161-014	85365	AVE 52	Trash Service	1	\$ 29.94	\$ 29.94	\$ 359.28
CITY OF COACHELLA	778-161-014	85365	AVE 52	Additional Trash	2	\$ 8.47	\$ 16.94	\$ 203.28
CITY OF COACHELLA	778-161-015	85355	AVE 52	Trash Service	1	\$ 29.94	\$ 29.94	\$ 359.28
CITY OF COACHELLA	778-161-015	85355	AVE 52	Additional Trash	1	\$ 8.47	\$ 8.47	\$ 101.64
CITY OF COACHELLA	778-161-015	85355	AVE 52	Additional Green	1	\$ 8.47	\$ 8.47	\$ 101.64
CITY OF COACHELLA	778-161-016	85345	AVE 52	Trash Service	1	\$ 29.94	\$ 29.94	\$ 359.28
CITY OF COACHELLA	778-161-016	85345	AVE 52	Additional Trash	1	\$ 8.47	\$ 8.47	\$ 101.64
CITY OF COACHELLA	778-161-017	85335	AVE 52	Trash Service	1	\$ 29.94	\$ 29.94	\$ 359.28
CITY OF COACHELLA	778-161-018	85325	AVE 52	Trash Service	1	\$ 29.94	\$ 29.94	\$ 359.28
CITY OF COACHELLA	778-161-018	85325	AVE 52	Additional Trash	1	\$ 8.47	\$ 8.47	\$ 101.64
CITY OF COACHELLA	778-161-019	85326	ARABY AVE	Trash Service	1	\$ 29.94	\$ 29.94	\$ 359.28
CITY OF COACHELLA	778-161-020	85336	ARABY AVE	Trash Service	1	\$ 29.94	\$ 29.94	\$ 359.28
CITY OF COACHELLA	778-161-020	85336	ARABY AVE	Additional Trash	1	\$ 8.47	\$ 8.47	\$ 101.64
CITY OF COACHELLA	778-161-021	85346	ARABY AVE	Trash Service	1	\$ 29.94	\$ 29.94	\$ 359.28
CITY OF COACHELLA	778-161-021	85346	ARABY AVE	Additional Trash	1	\$ 8.47	\$ 8.47	\$ 101.64
CITY OF COACHELLA	778-161-022	85356	ARABY AVE	Trash Service	1	\$ 29.94	\$ 29.94	\$ 359.28
CITY OF COACHELLA	778-161-023	85366	ARABY AVE	Trash Service	1	\$ 29.94	\$ 29.94	\$ 359.28
CITY OF COACHELLA	778-161-023	85366	ARABY AVE	Additional Trash	1	\$ 8.47	\$ 8.47	\$ 101.64
CITY OF COACHELLA	778-161-024	85376	ARABY AVE	Trash Service	1	\$ 29.94	\$ 29.94	\$ 359.28
CITY OF COACHELLA	778-161-024	85376	ARABY AVE	Additional Trash	1	\$ 8.47	\$ 8.47	\$ 101.64
CITY OF COACHELLA	778-161-025	85386	ARABY AVE	Trash Service	1	\$ 29.94	\$ 29.94	\$ 359.28
CITY OF COACHELLA	778-161-025	85386	ARABY AVE	Additional Trash	1	\$ 8.47	\$ 8.47	\$ 101.64
CITY OF COACHELLA	778-161-026	85396	ARABY AVE	Trash Service	1	\$ 29.94	\$ 29.94	\$ 359.28
CITY OF COACHELLA	778-161-026	85396	ARABY AVE	Additional Trash	1	\$ 8.47	\$ 8.47	\$ 101.64
CITY OF COACHELLA	778-161-027	85406	ARABY AVE	Trash Service	1	\$ 29.94	\$ 29.94	\$ 359.28
CITY OF COACHELLA	778-161-027	85406	ARABY AVE	Additional Trash	1	\$ 8.47	\$ 8.47	\$ 101.64
CITY OF COACHELLA	778-161-028	85416	ARABY AVE	Trash Service	1	\$ 29.94	\$ 29.94	\$ 359.28
CITY OF COACHELLA	778-161-028	85416	ARABY AVE	Additional Trash	1	\$ 8.47	\$ 8.47	\$ 101.64
CITY OF COACHELLA	778-161-029	85426	ARABY AVE	Trash Service	1	\$ 29.94	\$ 29.94	\$ 359.28
CITY OF COACHELLA	778-161-030	85436	ARABY AVE	Trash Service	1	\$ 29.94	\$ 29.94	\$ 359.28
CITY OF COACHELLA	778-161-031	85446	ARABY AVE	Trash Service	1	\$ 29.94	\$ 29.94	\$ 359.28
CITY OF COACHELLA	778-161-032	85456	ARABY AVE	Trash Service	1	\$ 29.94	\$ 29.94	\$ 359.28
CITY OF COACHELLA	778-161-033	85466	ARABY AVE	Trash Service	1	\$ 29.94	\$ 29.94	\$ 359.28
CITY OF COACHELLA	778-161-033	85466	ARABY AVE	Additional Trash	1	\$ 8.47	\$ 8.47	\$ 101.64
CITY OF COACHELLA	778-161-033	85466	ARABY AVE	Additional Recycle	1	\$ 8.47	\$ 8.47	\$ 101.64
CITY OF COACHELLA	778-161-034	85476	ARABY AVE	Trash Service	1	\$ 29.94	\$ 29.94	\$ 359.28
CITY OF COACHELLA	778-161-034	85476	ARABY AVE	Additional Trash	1	\$ 8.47	\$ 8.47	\$ 101.64
CITY OF COACHELLA	778-161-035	85486	ARABY AVE	Trash Service	1	\$ 29.94	\$ 29.94	\$ 359.28
CITY OF COACHELLA	778-161-035	85486	ARABY AVE	Additional Trash	1	\$ 8.47	\$ 8.47	\$ 101.64
CITY OF COACHELLA	778-161-036	85496	ARABY AVE	Trash Service	1	\$ 29.94	\$ 29.94	\$ 359.28

City of Coachella Final 2022-23 Tax File

Customer Name	Parcel #	Address	Street	Service Level	Units	Monthly Rate	Total Montly Rate	Annual Rate
CITY OF COACHELLA	778-161-036	85496	ARABY AVE	Additional Trash	1	\$ 8.47	\$ 8.47	\$ 101.64
CITY OF COACHELLA	778-161-037	85306	ARABY AVE	Trash Service	1	\$ 29.94	\$ 29.94	\$ 359.28
CITY OF COACHELLA	778-161-037	85306	ARABY AVE	Additional Trash	1	\$ 8.47	\$ 8.47	\$ 101.64
CITY OF COACHELLA	778-161-038	85316	ARABY AVE	Trash Service	1	\$ 29.94	\$ 29.94	\$ 359.28
CITY OF COACHELLA	778-161-039	51962	DATE AVE	Trash Service	1	\$ 29.94	\$ 29.94	\$ 359.28
CITY OF COACHELLA	778-161-039	51962	DATE AVE	Additional Trash	1	\$ 8.47	\$ 8.47	\$ 101.64
CITY OF COACHELLA	778-161-040	51990	DATE AVE	Trash Service	1	\$ 29.94	\$ 29.94	\$ 359.28
CITY OF COACHELLA	778-161-040	51990	DATE AVE	Additional Trash	1	\$ 8.47	\$ 8.47	\$ 101.64
CITY OF COACHELLA	778-170-003	85601	AVE 50	Trash Service	1	\$ 29.94	\$ 29.94	\$ 359.28
CITY OF COACHELLA	778-170-003	85601	AVE 50	Additional Trash	1	\$ 8.47	\$ 8.47	\$ 101.64
CITY OF COACHELLA	778-170-005	85701	AVE 50	Trash Service	1	\$ 29.94	\$ 29.94	\$ 359.28
CITY OF COACHELLA	778-170-006	85711	AVE 50	Trash Service	1	\$ 29.94	\$ 29.94	\$ 359.28
CITY OF COACHELLA	778-170-006	85711	AVE 50	Additional Trash	1	\$ 8.47	\$ 8.47	\$ 101.64
CITY OF COACHELLA	778-170-007	85721	AVE 50	Trash Service	1	\$ 29.94	\$ 29.94	\$ 359.28
CITY OF COACHELLA	778-170-007	85721	AVE 50	Additional Trash	1	\$ 8.47	\$ 8.47	\$ 101.64
CITY OF COACHELLA	778-170-008	85731	AVE 50	Trash Service	1	\$ 29.94	\$ 29.94	\$ 359.28
CITY OF COACHELLA	778-170-008	85731	AVE 50	Additional Trash	1	\$ 8.47	\$ 8.47	\$ 101.64
CITY OF COACHELLA	778-170-009	85751	AVE 50	Trash Service	1	\$ 29.94	\$ 29.94	\$ 359.28
CITY OF COACHELLA	778-170-009	85751	AVE 50	Additional Trash	1	\$ 8.47	\$ 8.47	\$ 101.64
CITY OF COACHELLA	778-170-015	85501	AVE 50	Trash Service	1	\$ 29.94	\$ 29.94	\$ 359.28
CITY OF COACHELLA	778-200-001	85526	AVE 52	Trash Service	1	\$ 29.94	\$ 29.94	\$ 359.28
CITY OF COACHELLA	778-200-002	85536	AVE 52	Trash Service	1	\$ 29.94	\$ 29.94	\$ 359.28
CITY OF COACHELLA	778-200-002	85536	AVE 52	Additional Trash	1	\$ 8.47	\$ 8.47	\$ 101.64
CITY OF COACHELLA	778-200-003	85546	AVE 52	Trash Service	1	\$ 29.94	\$ 29.94	\$ 359.28
CITY OF COACHELLA	778-200-004	85556	AVE 52	Trash Service	1	\$ 29.94	\$ 29.94	\$ 359.28
CITY OF COACHELLA	778-200-005	51885	GENOA ST	Trash Service	1	\$ 29.94	\$ 29.94	\$ 359.28
CITY OF COACHELLA	778-200-006	85565	NILE LANE	Trash Service	1	\$ 29.94	\$ 29.94	\$ 359.28
CITY OF COACHELLA	778-200-007	85555	NILE LANE	Trash Service	1	\$ 29.94	\$ 29.94	\$ 359.28
CITY OF COACHELLA	778-200-008	85545	NILE LANE	Trash Service	1	\$ 29.94	\$ 29.94	\$ 359.28
CITY OF COACHELLA	778-200-009	85535	NILE LANE	Trash Service	1	\$ 29.94	\$ 29.94	\$ 359.28
CITY OF COACHELLA	778-200-009	85535	NILE LANE	Additional Trash	1	\$ 8.47	\$ 8.47	\$ 101.64
CITY OF COACHELLA	778-200-010	85525	NILE LANE	Trash Service	1	\$ 29.94	\$ 29.94	\$ 359.28
CITY OF COACHELLA	778-200-010	85525	NILE LANE	Additional Trash	1	\$ 8.47	\$ 8.47	\$ 101.64
CITY OF COACHELLA	778-200-012	85505	NILE LANE	Trash Service	1	\$ 29.94	\$ 29.94	\$ 359.28
CITY OF COACHELLA	778-200-012	85505	NILE LANE	Additional Trash	1	\$ 8.47	\$ 8.47	\$ 101.64
CITY OF COACHELLA	778-200-013	85516	NILE LANE	Trash Service	1	\$ 29.94	\$ 29.94	\$ 359.28
CITY OF COACHELLA	778-200-014	85526	NILE LANE	Trash Service	1	\$ 29.94	\$ 29.94	\$ 359.28
CITY OF COACHELLA	778-200-015	85536	NILE LANE	Trash Service	1	\$ 29.94	\$ 29.94	\$ 359.28
CITY OF COACHELLA	778-200-015	85536	NILE LANE	Additional Trash	1	\$ 8.47	\$ 8.47	\$ 101.64
CITY OF COACHELLA	778-200-016	85546	NILE LANE	Trash Service	1	\$ 29.94	\$ 29.94	\$ 359.28

City of Coachella Final 2022-23 Tax File

Customer Name	Parcel #	Address	Street	Service Level	Units	Monthly Rate	Total Montly Rate	Annual Rate
CITY OF COACHELLA	778-200-017	85556	NILE LANE	Trash Service	1	\$ 29.94	\$ 29.94	\$ 359.28
CITY OF COACHELLA	778-200-018	51855	GENOA ST	Trash Service	1	\$ 29.94	\$ 29.94	\$ 359.28
CITY OF COACHELLA	778-200-018	51855	GENOA ST	Additional Trash	2	\$ 8.47	\$ 16.94	\$ 203.28
CITY OF COACHELLA	778-200-019	85565	VINETA LANE	Trash Service	1	\$ 29.94	\$ 29.94	\$ 359.28
CITY OF COACHELLA	778-200-020	85555	VINETA LANE	Trash Service	1	\$ 29.94	\$ 29.94	\$ 359.28
CITY OF COACHELLA	778-200-021	85545	VINETA LANE	Trash Service	1	\$ 29.94	\$ 29.94	\$ 359.28
CITY OF COACHELLA	778-200-022	85535	VINETA LANE	Trash Service	1	\$ 29.94	\$ 29.94	\$ 359.28
CITY OF COACHELLA	778-200-022	85535	VINETA LANE	Additional Trash	1	\$ 8.47	\$ 8.47	\$ 101.64
CITY OF COACHELLA	778-200-023	85525	VINETA LANE	Trash Service	1	\$ 29.94	\$ 29.94	\$ 359.28
CITY OF COACHELLA	778-200-023	85525	VINETA LANE	Additional Trash	1	\$ 8.47	\$ 8.47	\$ 101.64
CITY OF COACHELLA	778-200-024	85515	VINETA LANE	Trash Service	1	\$ 29.94	\$ 29.94	\$ 359.28
CITY OF COACHELLA	778-200-025	85505	VINETA LANE	Trash Service	1	\$ 29.94	\$ 29.94	\$ 359.28
CITY OF COACHELLA	778-200-026	85516	VINETA LANE	Trash Service	1	\$ 29.94	\$ 29.94	\$ 359.28
CITY OF COACHELLA	778-200-027	85526	VINETA LANE	Trash Service	1	\$ 29.94	\$ 29.94	\$ 359.28
CITY OF COACHELLA	778-200-027	85526	VINETA LANE	Additional Trash	1	\$ 8.47	\$ 8.47	\$ 101.64
CITY OF COACHELLA	778-200-028	85536	VINETA LANE	Trash Service	1	\$ 29.94	\$ 29.94	\$ 359.28
CITY OF COACHELLA	778-200-028	85536	VINETA LANE	Additional Trash	1	\$ 8.47	\$ 8.47	\$ 101.64
CITY OF COACHELLA	778-200-029	85546	VINETA LANE	Trash Service	1	\$ 29.94	\$ 29.94	\$ 359.28
CITY OF COACHELLA	778-200-029	85546	VINETA LANE	Additional Trash	1	\$ 8.47	\$ 8.47	\$ 101.64
CITY OF COACHELLA	778-200-030	85556	VINETA LANE	Trash Service	1	\$ 29.94	\$ 29.94	\$ 359.28
CITY OF COACHELLA	778-200-031	51815	GENOA ST	Trash Service	1	\$ 29.94	\$ 29.94	\$ 359.28
CITY OF COACHELLA	778-200-032	85565	SYLMAR LANE	Trash Service	1	\$ 29.94	\$ 29.94	\$ 359.28
CITY OF COACHELLA	778-200-033	85555	SYLMAR LANE	Trash Service	1	\$ 29.94	\$ 29.94	\$ 359.28
CITY OF COACHELLA	778-200-033	85555	SYLMAR LANE	Additional Trash	1	\$ 8.47	\$ 8.47	\$ 101.64
CITY OF COACHELLA	778-200-034	85545	SYLMAR LANE	Trash Service	1	\$ 29.94	\$ 29.94	\$ 359.28
CITY OF COACHELLA	778-200-035	85535	SYLMAR LANE	Trash Service	1	\$ 29.94	\$ 29.94	\$ 359.28
CITY OF COACHELLA	778-200-036	85525	SYLMAR LANE	Trash Service	1	\$ 29.94	\$ 29.94	\$ 359.28
CITY OF COACHELLA	778-200-037	85515	SYLMAR LANE	Trash Service	1	\$ 29.94	\$ 29.94	\$ 359.28
CITY OF COACHELLA	778-200-037	85515	SYLMAR LANE	Additional Trash	1	\$ 8.47	\$ 8.47	\$ 101.64
CITY OF COACHELLA	778-200-038	85505	SYLMAR LANE	Trash Service	1	\$ 29.94	\$ 29.94	\$ 359.28
CITY OF COACHELLA	778-200-038	85505	SYLMAR LANE	Additional Trash	1	\$ 8.47	\$ 8.47	\$ 101.64
CITY OF COACHELLA	778-200-039	85516	SYLMAR LANE	Trash Service	1	\$ 29.94	\$ 29.94	\$ 359.28
CITY OF COACHELLA	778-200-040	85526	SYLMAR LANE	Trash Service	1	\$ 29.94	\$ 29.94	\$ 359.28
CITY OF COACHELLA	778-200-040	85526	SYLMAR LANE	Additional Trash	1	\$ 8.47	\$ 8.47	\$ 101.64
CITY OF COACHELLA	778-200-041	85536	SYLMAR LANE	Trash Service	1	\$ 29.94	\$ 29.94	\$ 359.28
CITY OF COACHELLA	778-200-041	85536	SYLMAR LANE	Additional Trash	1	\$ 8.47	\$ 8.47	\$ 101.64
CITY OF COACHELLA	778-200-042	85546	SYLMAR LANE	Trash Service	1	\$ 29.94	\$ 29.94	\$ 359.28
CITY OF COACHELLA	778-200-043	85556	SYLMAR LANE	Trash Service	1	\$ 29.94	\$ 29.94	\$ 359.28
CITY OF COACHELLA	778-200-043	85556	SYLMAR LANE	Additional Trash	1	\$ 8.47	\$ 8.47	\$ 101.64
CITY OF COACHELLA	778-200-044	51715	GENOA ST	Trash Service	1	\$ 29.94	\$ 29.94	\$ 359.28

City of Coachella Final 2022-23 Tax File

Customer Name	Parcel #	Address	Street	Service Level	Units	Monthly Rate	Total Montly Rate	Annual Rate
CITY OF COACHELLA	778-200-045	51705	GENOA ST	Trash Service	1	\$ 29.94	\$ 29.94	\$ 359.28
CITY OF COACHELLA	778-200-045	51705	GENOA ST	Additional Trash	1	\$ 8.47	\$ 8.47	\$ 101.64
CITY OF COACHELLA	778-200-046	85555	NAPOLI LANE	Trash Service	1	\$ 29.94	\$ 29.94	\$ 359.28
CITY OF COACHELLA	778-200-047	85545	NAPOLI LANE	Trash Service	1	\$ 29.94	\$ 29.94	\$ 359.28
CITY OF COACHELLA	778-200-047	85545	NAPOLI LANE	Additional Trash	1	\$ 8.47	\$ 8.47	\$ 101.64
CITY OF COACHELLA	778-200-048	85535	NAPOLI LANE	Trash Service	1	\$ 29.94	\$ 29.94	\$ 359.28
CITY OF COACHELLA	778-200-048	85535	NAPOLI LANE	Additional Trash	1	\$ 8.47	\$ 8.47	\$ 101.64
CITY OF COACHELLA	778-200-049	85525	NAPOLI LANE	Trash Service	1	\$ 29.94	\$ 29.94	\$ 359.28
CITY OF COACHELLA	778-200-049	85525	NAPOLI LANE	Additional Trash	1	\$ 8.47	\$ 8.47	\$ 101.64
CITY OF COACHELLA	778-200-050	85515	NAPOLI LANE	Trash Service	1	\$ 29.94	\$ 29.94	\$ 359.28
CITY OF COACHELLA	778-200-050	85515	NAPOLI LANE	Additional Trash	1	\$ 8.47	\$ 8.47	\$ 101.64
CITY OF COACHELLA	778-200-051	85505	NAPOLI LANE	Trash Service	1	\$ 29.94	\$ 29.94	\$ 359.28
CITY OF COACHELLA	778-200-052	85516	NAPOLI LANE	Trash Service	1	\$ 29.94	\$ 29.94	\$ 359.28
CITY OF COACHELLA	778-200-052	85516	NAPOLI LANE	Additional Recycle	1	\$ 8.47	\$ 8.47	\$ 101.64
CITY OF COACHELLA	778-200-053	85526	NAPOLI LANE	Trash Service	1	\$ 29.94	\$ 29.94	\$ 359.28
CITY OF COACHELLA	778-200-053	85526	NAPOLI LANE	Additional Trash	1	\$ 8.47	\$ 8.47	\$ 101.64
CITY OF COACHELLA	778-200-054	85536	NAPOLI LANE	Trash Service	1	\$ 29.94	\$ 29.94	\$ 359.28
CITY OF COACHELLA	778-200-055	85546	NAPOLI LANE	Trash Service	1	\$ 29.94	\$ 29.94	\$ 359.28
CITY OF COACHELLA	778-200-055	85546	NAPOLI LANE	Additional Trash	1	\$ 8.47	\$ 8.47	\$ 101.64
CITY OF COACHELLA	778-200-056	85556	NAPOLI LANE	Trash Service	2	\$ 29.94	\$ 59.88	\$ 718.56
CITY OF COACHELLA	778-200-056	85556	NAPOLI LANE	Additional Trash	1	\$ 8.47	\$ 8.47	\$ 101.64
CITY OF COACHELLA	778-200-057	85566	NAPOLI LANE	Trash Service	1	\$ 29.94	\$ 29.94	\$ 359.28
CITY OF COACHELLA	778-200-058	85565	BAGDAD AVE	Trash Service	1	\$ 29.94	\$ 29.94	\$ 359.28
CITY OF COACHELLA	778-200-058	85565	BAGDAD AVE	Additional Trash	1	\$ 8.47	\$ 8.47	\$ 101.64
CITY OF COACHELLA	778-200-059	85555	BAGDAD AVE	Trash Service	1	\$ 29.94	\$ 29.94	\$ 359.28
CITY OF COACHELLA	778-200-059	85555	BAGDAD AVE	Additional Trash	1	\$ 8.47	\$ 8.47	\$ 101.64
CITY OF COACHELLA	778-200-060	85545	BAGDAD AVE	Trash Service	1	\$ 29.94	\$ 29.94	\$ 359.28
CITY OF COACHELLA	778-200-060	85545	BAGDAD AVE	Additional Trash	1	\$ 8.47	\$ 8.47	\$ 101.64
CITY OF COACHELLA	778-200-061	85535	BAGDAD AVE	Trash Service	1	\$ 29.94	\$ 29.94	\$ 359.28
CITY OF COACHELLA	778-200-061	85535	BAGDAD AVE	Additional Trash	1	\$ 8.47	\$ 8.47	\$ 101.64
CITY OF COACHELLA	778-200-062	85525	BAGDAD AVE	Trash Service	1	\$ 29.94	\$ 29.94	\$ 359.28
CITY OF COACHELLA	778-200-062	85525	BAGDAD AVE	Additional Trash	1	\$ 8.47	\$ 8.47	\$ 101.64
CITY OF COACHELLA	778-200-063	85515	BAGDAD AVE	Trash Service	1	\$ 29.94	\$ 29.94	\$ 359.28
CITY OF COACHELLA	778-200-063	85515	BAGDAD AVE	Additional Trash	1	\$ 8.47	\$ 8.47	\$ 101.64
CITY OF COACHELLA	778-200-064	85505	BAGDAD AVE	Trash Service	1	\$ 29.94	\$ 29.94	\$ 359.28
CITY OF COACHELLA	778-200-064	85505	BAGDAD AVE	Additional Trash	1	\$ 8.47	\$ 8.47	\$ 101.64
CITY OF COACHELLA	778-210-001	51740	CALLE PERA	Trash Service	1	\$ 29.94	\$ 29.94	\$ 359.28
CITY OF COACHELLA	778-210-001	51740	CALLE PERA	Additional Trash	1	\$ 8.47	\$ 8.47	\$ 101.64
CITY OF COACHELLA	778-210-002	85688	HILL DR	Trash Service	1	\$ 29.94	\$ 29.94	\$ 359.28
CITY OF COACHELLA	778-210-003	85692	HILL DR	Trash Service	1	\$ 29.94	\$ 29.94	\$ 359.28

City of Coachella Final 2022-23 Tax File

Customer Name	Parcel #	Address	Street	Service Level	Units	Monthly Rate	Total Montly Rate	Annual Rate
CITY OF COACHELLA	778-210-004	51728	CALLE PERA	Trash Service	1	\$ 29.94	\$ 29.94	\$ 359.28
CITY OF COACHELLA	778-210-004	51728	CALLE PERA	Additional Recycle	1	\$ 8.47	\$ 8.47	\$ 101.64
CITY OF COACHELLA	778-210-005	51716	CALLE PERA	Trash Service	1	\$ 29.94	\$ 29.94	\$ 359.28
CITY OF COACHELLA	778-210-005	51716	CALLE PERA	Additional Trash	1	\$ 8.47	\$ 8.47	\$ 101.64
CITY OF COACHELLA	778-210-006	51717	CALLE PERA	Trash Service	1	\$ 29.94	\$ 29.94	\$ 359.28
CITY OF COACHELLA	778-210-007	51725	CALLE PERA	Trash Service	1	\$ 29.94	\$ 29.94	\$ 359.28
CITY OF COACHELLA	778-210-008	51733	CALLE PERA	Trash Service	1	\$ 29.94	\$ 29.94	\$ 359.28
CITY OF COACHELLA	778-210-009	51741	CALLE PERA	Trash Service	1	\$ 29.94	\$ 29.94	\$ 359.28
CITY OF COACHELLA	778-210-009	51741	CALLE PERA	Additional Trash	1	\$ 8.47	\$ 8.47	\$ 101.64
CITY OF COACHELLA	778-210-010	51786	GENOA ST	Trash Service	1	\$ 29.94	\$ 29.94	\$ 359.28
CITY OF COACHELLA	778-210-010	51786	GENOA ST	Additional Trash	1	\$ 8.47	\$ 8.47	\$ 101.64
CITY OF COACHELLA	778-210-011	51748	GENOA ST	Trash Service	1	\$ 29.94	\$ 29.94	\$ 359.28
CITY OF COACHELLA	778-210-011	51748	GENOA ST	Additional Trash	1	\$ 8.47	\$ 8.47	\$ 101.64
CITY OF COACHELLA	778-210-012	51710	GENOA ST	Trash Service	1	\$ 29.94	\$ 29.94	\$ 359.28
CITY OF COACHELLA	778-210-013	51674	GENOA ST	Trash Service	1	\$ 29.94	\$ 29.94	\$ 359.28
CITY OF COACHELLA	778-210-014	51636	GENOA ST	Trash Service	1	\$ 29.94	\$ 29.94	\$ 359.28
CITY OF COACHELLA	778-210-014	51636	GENOA ST	Additional Green	1	\$ 8.47	\$ 8.47	\$ 101.64
CITY OF COACHELLA	778-210-015	85627	BAGDAD AVE	Trash Service	1	\$ 29.94	\$ 29.94	\$ 359.28
CITY OF COACHELLA	778-210-015	85627	BAGDAD AVE	Additional Trash	1	\$ 8.47	\$ 8.47	\$ 101.64
CITY OF COACHELLA	778-210-016	85659	BAGDAD AVE	Trash Service	1	\$ 29.94	\$ 29.94	\$ 359.28
CITY OF COACHELLA	778-210-016	85659	BAGDAD AVE	Additional Trash	1	\$ 8.47	\$ 8.47	\$ 101.64
CITY OF COACHELLA	778-210-017	85671	BAGDAD AVE	Trash Service	1	\$ 29.94	\$ 29.94	\$ 359.28
CITY OF COACHELLA	778-211-002	85690	CALLE LIMON	Trash Service	1	\$ 29.94	\$ 29.94	\$ 359.28
CITY OF COACHELLA	778-211-002	85690	CALLE LIMON	Additional Trash	1	\$ 8.47	\$ 8.47	\$ 101.64
CITY OF COACHELLA	778-211-003	85684	CALLE LIMON	Trash Service	1	\$ 29.94	\$ 29.94	\$ 359.28
CITY OF COACHELLA	778-211-003	85684	CALLE LIMON	Additional Trash	1	\$ 8.47	\$ 8.47	\$ 101.64
CITY OF COACHELLA	778-211-004	85678	CALLE LIMON	Trash Service	1	\$ 29.94	\$ 29.94	\$ 359.28
CITY OF COACHELLA	778-211-004	85678	CALLE LIMON	Additional Trash	1	\$ 8.47	\$ 8.47	\$ 101.64
CITY OF COACHELLA	778-211-005	85672	CALLE LIMON	Trash Service	1	\$ 29.94	\$ 29.94	\$ 359.28
CITY OF COACHELLA	778-211-005	85672	CALLE LIMON	Additional Trash	1	\$ 8.47	\$ 8.47	\$ 101.64
CITY OF COACHELLA	778-211-006	85660	CALLE LIMON	Trash Service	1	\$ 29.94	\$ 29.94	\$ 359.28
CITY OF COACHELLA	778-211-007	85658	CALLE LIMON	Trash Service	1	\$ 29.94	\$ 29.94	\$ 359.28
CITY OF COACHELLA	778-211-008	51890	CAM CORTO	Trash Service	1	\$ 29.94	\$ 29.94	\$ 359.28
CITY OF COACHELLA	778-211-008	51890	CAMINO CORTO	Trash Service	1	\$ 29.94	\$ 29.94	\$ 359.28
CITY OF COACHELLA	778-211-009	51882	CAM CORTO	Trash Service	1	\$ 29.94	\$ 29.94	\$ 359.28
CITY OF COACHELLA	778-211-009	51882	CAMINO CORTO	Trash Service	1	\$ 29.94	\$ 29.94	\$ 359.28
CITY OF COACHELLA	778-211-010	51896	CAM CORTO	Trash Service	1	\$ 29.94	\$ 29.94	\$ 359.28
CITY OF COACHELLA	778-211-010	51896	CAM CORTO	Additional Trash	1	\$ 8.47	\$ 8.47	\$ 101.64
CITY OF COACHELLA	778-211-010	51896	CAMINO CORTO	Trash Service	1	\$ 29.94	\$ 29.94	\$ 359.28
CITY OF COACHELLA	778-211-010	51896	CAMINO CORTO	Additional Trash	1	\$ 8.47	\$ 8.47	\$ 101.64

City of Coachella Final 2022-23 Tax File

Customer Name	Parcel #	Address	Street	Service Level	Units	Monthly Rate	Total Montly Rate	Annual Rate
CITY OF COACHELLA	778-211-011	51867	CAM CORTO	Trash Service	1	\$ 29.94	\$ 29.94	\$ 359.28
CITY OF COACHELLA	778-211-011	51867	CAM CORTO	Additional Trash	1	\$ 8.47	\$ 8.47	\$ 101.64
CITY OF COACHELLA	778-211-011	51867	CAMINO CORTO	Trash Service	1	\$ 29.94	\$ 29.94	\$ 359.28
CITY OF COACHELLA	778-211-011	51867	CAMINO CORTO	Additional Trash	1	\$ 8.47	\$ 8.47	\$ 101.64
CITY OF COACHELLA	778-211-012	51875	CAM CORTO	Trash Service	1	\$ 29.94	\$ 29.94	\$ 359.28
CITY OF COACHELLA	778-211-012	51875	CAM CORTO	Additional Trash	1	\$ 8.47	\$ 8.47	\$ 101.64
CITY OF COACHELLA	778-211-012	51875	CAMINO CORTO	Trash Service	1	\$ 29.94	\$ 29.94	\$ 359.28
CITY OF COACHELLA	778-211-012	51875	CAMINO CORTO	Additional Trash	1	\$ 8.47	\$ 8.47	\$ 101.64
CITY OF COACHELLA	778-211-013	51883	CAM CORTO	Trash Service	1	\$ 29.94	\$ 29.94	\$ 359.28
CITY OF COACHELLA	778-211-013	51883	CAM CORTO	Additional Trash	1	\$ 8.47	\$ 8.47	\$ 101.64
CITY OF COACHELLA	778-211-013	51883	CAMINO CORTO	Trash Service	1	\$ 29.94	\$ 29.94	\$ 359.28
CITY OF COACHELLA	778-211-013	51883	CAMINO CORTO	Additional Trash	1	\$ 8.47	\$ 8.47	\$ 101.64
CITY OF COACHELLA	778-211-014	85624	CALLE LIMON	Trash Service	1	\$ 29.94	\$ 29.94	\$ 359.28
CITY OF COACHELLA	778-211-014	85624	CALLE LIMON	Additional Trash	1	\$ 8.47	\$ 8.47	\$ 101.64
CITY OF COACHELLA	778-211-015	85612	CALLE LIMON	Trash Service	1	\$ 29.94	\$ 29.94	\$ 359.28
CITY OF COACHELLA	778-211-015	85612	CALLE LIMON	Additional Trash	1	\$ 8.47	\$ 8.47	\$ 101.64
CITY OF COACHELLA	778-211-016	51878	GENOA ST	Trash Service	1	\$ 29.94	\$ 29.94	\$ 359.28
CITY OF COACHELLA	778-211-016	51878	GENOA ST	Additional Trash	1	\$ 8.47	\$ 8.47	\$ 101.64
CITY OF COACHELLA	778-211-017	51866	GENOA ST	Trash Service	1	\$ 29.94	\$ 29.94	\$ 359.28
CITY OF COACHELLA	778-211-018	85619	HILL DR	Trash Service	1	\$ 29.94	\$ 29.94	\$ 359.28
CITY OF COACHELLA	778-211-019	85627	HILL DR	Trash Service	1	\$ 29.94	\$ 29.94	\$ 359.28
CITY OF COACHELLA	778-211-020	85635	HILL DR	Trash Service	1	\$ 29.94	\$ 29.94	\$ 359.28
CITY OF COACHELLA	778-212-001	85680	AVE 52	Trash Service	1	\$ 29.94	\$ 29.94	\$ 359.28
CITY OF COACHELLA	778-212-002	85662	AVE 52	Trash Service	1	\$ 29.94	\$ 29.94	\$ 359.28
CITY OF COACHELLA	778-212-002	85662	AVE 52	Additional Trash	1	\$ 8.47	\$ 8.47	\$ 101.64
CITY OF COACHELLA	778-212-002	85662	AVE 52	Additional Green	1	\$ 8.47	\$ 8.47	\$ 101.64
CITY OF COACHELLA	778-212-003	85646	AVE 52	Trash Service	1	\$ 29.94	\$ 29.94	\$ 359.28
CITY OF COACHELLA	778-212-003	85646	AVE 52	Additional Green	1	\$ 8.47	\$ 8.47	\$ 101.64
CITY OF COACHELLA	778-212-004	85628	AVE 52	Trash Service	1	\$ 29.94	\$ 29.94	\$ 359.28
CITY OF COACHELLA	778-212-005	51998	GENOA ST	Trash Service	1	\$ 29.94	\$ 29.94	\$ 359.28
CITY OF COACHELLA	778-212-005	51998	GENOA ST	Additional Trash	1	\$ 8.47	\$ 8.47	\$ 101.64
CITY OF COACHELLA	778-212-006	51986	GENOA ST	Trash Service	1	\$ 29.94	\$ 29.94	\$ 359.28
CITY OF COACHELLA	778-212-007	51974	GENOA ST	Trash Service	1	\$ 29.94	\$ 29.94	\$ 359.28
CITY OF COACHELLA	778-212-008	51962	GENOA ST	Trash Service	1	\$ 29.94	\$ 29.94	\$ 359.28
CITY OF COACHELLA	778-212-009	85625	CALLE LIMON	Trash Service	1	\$ 29.94	\$ 29.94	\$ 359.28
CITY OF COACHELLA	778-212-009	85625	CALLE LIMON	Additional Trash	1	\$ 8.47	\$ 8.47	\$ 101.64
CITY OF COACHELLA	778-212-010	85637	CALLE LIMON	Trash Service	1	\$ 29.94	\$ 29.94	\$ 359.28
CITY OF COACHELLA	778-212-011	85649	CALLE LIMON	Trash Service	1	\$ 29.94	\$ 29.94	\$ 359.28
CITY OF COACHELLA	778-212-012	85661	CALLE LIMON	Trash Service	1	\$ 29.94	\$ 29.94	\$ 359.28
CITY OF COACHELLA	778-212-012	85661	CALLE LIMON	Additional Trash	1	\$ 8.47	\$ 8.47	\$ 101.64

City of Coachella Final 2022-23 Tax File

Customer Name	Parcel #	Address	Street	Service Level	Units	Monthly Rate	Total Montly Rate	Annual Rate
CITY OF COACHELLA	778-212-013	85673	CALLE LIMON	Trash Service	1	\$ 29.94	\$ 29.94	\$ 359.28
CITY OF COACHELLA	778-212-013	85673	CALLE LIMON	Additional Trash	1	\$ 8.47	\$ 8.47	\$ 101.64
CITY OF COACHELLA	778-212-014	85685	CALLE LIMON	Trash Service	1	\$ 29.94	\$ 29.94	\$ 359.28
CITY OF COACHELLA	778-212-015	85697	CALLE LIMON	Trash Service	1	\$ 29.94	\$ 29.94	\$ 359.28
CITY OF COACHELLA	778-212-015	85697	CALLE LIMON	Additional Trash	1	\$ 8.47	\$ 8.47	\$ 101.64
CITY OF COACHELLA	778-220-004	51800	SUNSET DR	Trash Service	1	\$ 29.94	\$ 29.94	\$ 359.28
CITY OF COACHELLA	778-220-004	51800	SUNSET DR	Additional Trash	1	\$ 8.47	\$ 8.47	\$ 101.64
CITY OF COACHELLA	778-220-005	51808	SUNSET DR	Trash Service	1	\$ 29.94	\$ 29.94	\$ 359.28
CITY OF COACHELLA	778-220-006	51812	SUNSET DR	Trash Service	1	\$ 29.94	\$ 29.94	\$ 359.28
CITY OF COACHELLA	778-220-007	51816	SUNSET DR	Trash Service	1	\$ 29.94	\$ 29.94	\$ 359.28
CITY OF COACHELLA	778-220-008	51856	SUNSET DR	Trash Service	1	\$ 29.94	\$ 29.94	\$ 359.28
CITY OF COACHELLA	778-220-009	51876	SUNSET DR	Trash Service	1	\$ 29.94	\$ 29.94	\$ 359.28
CITY OF COACHELLA	778-220-010	51896	SUNSET DR	Trash Service	1	\$ 29.94	\$ 29.94	\$ 359.28
CITY OF COACHELLA	778-220-010	51896	SUNSET DR	Additional Trash	1	\$ 8.47	\$ 8.47	\$ 101.64
CITY OF COACHELLA	778-220-011	51916	SUNSET DR	Trash Service	1	\$ 29.94	\$ 29.94	\$ 359.28
CITY OF COACHELLA	778-220-012	51926	SUNSET DR	Trash Service	1	\$ 29.94	\$ 29.94	\$ 359.28
CITY OF COACHELLA	778-220-012	51926	SUNSET DR	Additional Trash	1	\$ 8.47	\$ 8.47	\$ 101.64
CITY OF COACHELLA	778-220-013	51936	SUNSET DR	Trash Service	1	\$ 29.94	\$ 29.94	\$ 359.28
CITY OF COACHELLA	778-220-013	51936	SUNSET DR	Additional Trash	1	\$ 8.47	\$ 8.47	\$ 101.64
CITY OF COACHELLA	778-220-014	51946	SUNSET DR	Trash Service	1	\$ 29.94	\$ 29.94	\$ 359.28
CITY OF COACHELLA	778-220-015	51956	SUNSET DR	Trash Service	1	\$ 29.94	\$ 29.94	\$ 359.28
CITY OF COACHELLA	778-220-016	51966	SUNSET DR	Trash Service	1	\$ 29.94	\$ 29.94	\$ 359.28
CITY OF COACHELLA	778-220-016	51966	SUNSET DR	Additional Recycle	1	\$ 8.47	\$ 8.47	\$ 101.64
CITY OF COACHELLA	778-220-017	51976	SUNSET DR	Trash Service	1	\$ 29.94	\$ 29.94	\$ 359.28
CITY OF COACHELLA	778-220-017	51976	SUNSET DR	Additional Trash	1	\$ 8.47	\$ 8.47	\$ 101.64
CITY OF COACHELLA	778-221-001	51801	SUNSET DR	Trash Service	1	\$ 29.94	\$ 29.94	\$ 359.28
CITY OF COACHELLA	778-221-001	51801	SUNSET DR	Additional Trash	1	\$ 8.47	\$ 8.47	\$ 101.64
CITY OF COACHELLA	778-221-002	51807	SUNSET DR	Trash Service	1	\$ 29.94	\$ 29.94	\$ 359.28
CITY OF COACHELLA	778-221-003	51815	SUNSET DR	Trash Service	1	\$ 29.94	\$ 29.94	\$ 359.28
CITY OF COACHELLA	778-221-003	51815	SUNSET DR	Additional Trash	1	\$ 8.47	\$ 8.47	\$ 101.64
CITY OF COACHELLA	778-221-004	51821	SUNSET DR	Trash Service	1	\$ 29.94	\$ 29.94	\$ 359.28
CITY OF COACHELLA	778-221-005	51855	SUNSET DR	Trash Service	1	\$ 29.94	\$ 29.94	\$ 359.28
CITY OF COACHELLA	778-221-006	51875	SUNSET DR	Trash Service	1	\$ 29.94	\$ 29.94	\$ 359.28
CITY OF COACHELLA	778-221-007	51895	SUNSET DR	Trash Service	1	\$ 29.94	\$ 29.94	\$ 359.28
CITY OF COACHELLA	778-221-008	51915	SUNSET DR	Trash Service	1	\$ 29.94	\$ 29.94	\$ 359.28
CITY OF COACHELLA	778-221-008	51915	SUNSET DR	Additional Trash	1	\$ 8.47	\$ 8.47	\$ 101.64
CITY OF COACHELLA	778-221-009	51925	SUNSET DR	Trash Service	1	\$ 29.94	\$ 29.94	\$ 359.28
CITY OF COACHELLA	778-221-009	51925	SUNSET DR	Additional Trash	1	\$ 8.47	\$ 8.47	\$ 101.64
CITY OF COACHELLA	778-221-010	51935	SUNSET DR	Trash Service	1	\$ 29.94	\$ 29.94	\$ 359.28
CITY OF COACHELLA	778-221-010	51935	SUNSET DR	Additional Trash	1	\$ 8.47	\$ 8.47	\$ 101.64

City of Coachella Final 2022-23 Tax File

Customer Name	Parcel #	Address	Street	Service Level	Units	Monthly Rate	Total Montly Rate	Annual Rate
CITY OF COACHELLA	778-221-011	51945	SUNSET DR	Trash Service	1	\$ 29.94	\$ 29.94	\$ 359.28
CITY OF COACHELLA	778-221-012	51955	SUNSET DR	Trash Service	1	\$ 29.94	\$ 29.94	\$ 359.28
CITY OF COACHELLA	778-221-012	51955	SUNSET DR	Additional Trash	1	\$ 8.47	\$ 8.47	\$ 101.64
CITY OF COACHELLA	778-221-013	51965	SUNSET DR	Trash Service	1	\$ 29.94	\$ 29.94	\$ 359.28
CITY OF COACHELLA	778-240-001	52120	TRIPOLI WAY	Trash Service	1	\$ 29.94	\$ 29.94	\$ 359.28
CITY OF COACHELLA	778-240-001	52120	TRIPOLI WAY	Additional Trash	1	\$ 8.47	\$ 8.47	\$ 101.64
CITY OF COACHELLA	778-240-002	52138	TRIPOLI WAY	Trash Service	1	\$ 29.94	\$ 29.94	\$ 359.28
CITY OF COACHELLA	778-240-003	52156	TRIPOLI WAY	Trash Service	1	\$ 29.94	\$ 29.94	\$ 359.28
CITY OF COACHELLA	778-240-003	52156	TRIPOLI WAY	Additional Trash	1	\$ 8.47	\$ 8.47	\$ 101.64
CITY OF COACHELLA	778-240-004	52174	TRIPOLI WAY	Trash Service	1	\$ 29.94	\$ 29.94	\$ 359.28
CITY OF COACHELLA	778-240-005	52192	TRIPOLI WAY	Trash Service	1	\$ 29.94	\$ 29.94	\$ 359.28
CITY OF COACHELLA	778-240-006	52210	TRIPOLI WAY	Trash Service	1	\$ 29.94	\$ 29.94	\$ 359.28
CITY OF COACHELLA	778-240-006	52210	TRIPOLI WAY	Additional Trash	1	\$ 8.47	\$ 8.47	\$ 101.64
CITY OF COACHELLA	778-240-007	52228	TRIPOLI WAY	Trash Service	1	\$ 29.94	\$ 29.94	\$ 359.28
CITY OF COACHELLA	778-240-007	52228	TRIPOLI WAY	Additional Trash	1	\$ 8.47	\$ 8.47	\$ 101.64
CITY OF COACHELLA	778-240-007	52228	TRIPOLI WAY	Additional Recycle	1	\$ 8.47	\$ 8.47	\$ 101.64
CITY OF COACHELLA	778-240-008	52246	TRIPOLI WAY	Trash Service	1	\$ 29.94	\$ 29.94	\$ 359.28
CITY OF COACHELLA	778-240-008	52246	TRIPOLI WAY	Additional Trash	1	\$ 8.47	\$ 8.47	\$ 101.64
CITY OF COACHELLA	778-240-009	52264	TRIPOLI WAY	Trash Service	1	\$ 29.94	\$ 29.94	\$ 359.28
CITY OF COACHELLA	778-240-009	52264	TRIPOLI WAY	Additional Trash	1	\$ 8.47	\$ 8.47	\$ 101.64
CITY OF COACHELLA	778-240-010	52282	TRIPOLI WAY	Trash Service	1	\$ 29.94	\$ 29.94	\$ 359.28
CITY OF COACHELLA	778-240-010	52282	TRIPOLI WAY	Additional Trash	2	\$ 8.47	\$ 16.94	\$ 203.28
CITY OF COACHELLA	778-240-011	52300	TRIPOLI WAY	Trash Service	1	\$ 29.94	\$ 29.94	\$ 359.28
CITY OF COACHELLA	778-240-011	52300	TRIPOLI WAY	Additional Trash	1	\$ 8.47	\$ 8.47	\$ 101.64
CITY OF COACHELLA	778-240-012	52318	TRIPOLI WAY	Trash Service	1	\$ 29.94	\$ 29.94	\$ 359.28
CITY OF COACHELLA	778-240-013	52336	TRIPOLI WAY	Trash Service	1	\$ 29.94	\$ 29.94	\$ 359.28
CITY OF COACHELLA	778-240-014	52354	TRIPOLI WAY	Trash Service	1	\$ 29.94	\$ 29.94	\$ 359.28
CITY OF COACHELLA	778-240-014	52354	TRIPOLI WAY	Additional Trash	1	\$ 8.47	\$ 8.47	\$ 101.64
CITY OF COACHELLA	778-240-015	52372	TRIPOLI WAY	Trash Service	1	\$ 29.94	\$ 29.94	\$ 359.28
CITY OF COACHELLA	778-240-015	52372	TRIPOLI WAY	Additional Trash	1	\$ 8.47	\$ 8.47	\$ 101.64
CITY OF COACHELLA	778-240-016	52390	TRIPOLI WAY	Trash Service	1	\$ 29.94	\$ 29.94	\$ 359.28
CITY OF COACHELLA	778-240-016	52390	TRIPOLI WAY	Additional Trash	1	\$ 8.47	\$ 8.47	\$ 101.64
CITY OF COACHELLA	778-240-017	52408	TRIPOLI WAY	Trash Service	1	\$ 29.94	\$ 29.94	\$ 359.28
CITY OF COACHELLA	778-240-018	52426	TRIPOLI WAY	Trash Service	1	\$ 29.94	\$ 29.94	\$ 359.28
CITY OF COACHELLA	778-240-018	52426	TRIPOLI WAY	Additional Trash	1	\$ 8.47	\$ 8.47	\$ 101.64
CITY OF COACHELLA	778-240-019	52444	TRIPOLI WAY	Trash Service	1	\$ 29.94	\$ 29.94	\$ 359.28
CITY OF COACHELLA	778-240-020	52462	TRIPOLI WAY	Trash Service	1	\$ 29.94	\$ 29.94	\$ 359.28
CITY OF COACHELLA	778-241-001	52119	TRIPOLI WAY	Trash Service	1	\$ 29.94	\$ 29.94	\$ 359.28
CITY OF COACHELLA	778-241-001	52119	TRIPOLI WAY	Additional Trash	1	\$ 8.47	\$ 8.47	\$ 101.64
CITY OF COACHELLA	778-241-002	52137	TRIPOLI WAY	Trash Service	1	\$ 29.94	\$ 29.94	\$ 359.28

City of Coachella Final 2022-23 Tax File

Customer Name	Parcel #	Address	Street	Service Level	Units	Monthly Rate	Total Montly Rate	Annual Rate
CITY OF COACHELLA	778-241-002	52137	TRIPOLI WAY	Additional Trash	1	\$ 8.47	\$ 8.47	\$ 101.64
CITY OF COACHELLA	778-241-003	52155	TRIPOLI WAY	Trash Service	1	\$ 29.94	\$ 29.94	\$ 359.28
CITY OF COACHELLA	778-241-004	52173	TRIPOLI WAY	Trash Service	1	\$ 29.94	\$ 29.94	\$ 359.28
CITY OF COACHELLA	778-241-004	52173	TRIPOLI WAY	Additional Trash	1	\$ 8.47	\$ 8.47	\$ 101.64
CITY OF COACHELLA	778-241-005	52191	TRIPOLI WAY	Trash Service	1	\$ 29.94	\$ 29.94	\$ 359.28
CITY OF COACHELLA	778-241-005	52191	TRIPOLI WAY	Additional Trash	1	\$ 8.47	\$ 8.47	\$ 101.64
CITY OF COACHELLA	778-241-006	52211	TRIPOLI WAY	Trash Service	1	\$ 29.94	\$ 29.94	\$ 359.28
CITY OF COACHELLA	778-241-007	52229	TRIPOLI WAY	Trash Service	1	\$ 29.94	\$ 29.94	\$ 359.28
CITY OF COACHELLA	778-241-008	52247	TRIPOLI WAY	Trash Service	1	\$ 29.94	\$ 29.94	\$ 359.28
CITY OF COACHELLA	778-241-008	52247	TRIPOLI WAY	Additional Trash	1	\$ 8.47	\$ 8.47	\$ 101.64
CITY OF COACHELLA	778-241-009	52265	TRIPOLI WAY	Trash Service	2	\$ 29.94	\$ 59.88	\$ 718.56
CITY OF COACHELLA	778-241-010	52283	TRIPOLI WAY	Trash Service	1	\$ 29.94	\$ 29.94	\$ 359.28
CITY OF COACHELLA	778-241-011	52299	TRIPOLI WAY	Trash Service	1	\$ 29.94	\$ 29.94	\$ 359.28
CITY OF COACHELLA	778-241-012	52317	TRIPOLI WAY	Trash Service	1	\$ 29.94	\$ 29.94	\$ 359.28
CITY OF COACHELLA	778-241-013	52335	TRIPOLI WAY	Trash Service	1	\$ 29.94	\$ 29.94	\$ 359.28
CITY OF COACHELLA	778-241-013	52335	TRIPOLI WAY	Additional Trash	1	\$ 8.47	\$ 8.47	\$ 101.64
CITY OF COACHELLA	778-241-014	52353	TRIPOLI WAY	Trash Service	1	\$ 29.94	\$ 29.94	\$ 359.28
CITY OF COACHELLA	778-241-015	52371	TRIPOLI WAY	Trash Service	1	\$ 29.94	\$ 29.94	\$ 359.28
CITY OF COACHELLA	778-241-015	52371	TRIPOLI WAY	Additional Trash	1	\$ 8.47	\$ 8.47	\$ 101.64
CITY OF COACHELLA	778-241-016	52389	TRIPOLI WAY	Trash Service	1	\$ 29.94	\$ 29.94	\$ 359.28
CITY OF COACHELLA	778-241-016	52389	TRIPOLI WAY	Additional Trash	1	\$ 8.47	\$ 8.47	\$ 101.64
CITY OF COACHELLA	778-241-017	52407	TRIPOLI WAY	Trash Service	1	\$ 29.94	\$ 29.94	\$ 359.28
CITY OF COACHELLA	778-241-017	52407	TRIPOLI WAY	Additional Trash	1	\$ 8.47	\$ 8.47	\$ 101.64
CITY OF COACHELLA	778-241-018	52425	TRIPOLI WAY	Trash Service	1	\$ 29.94	\$ 29.94	\$ 359.28
CITY OF COACHELLA	778-241-019	52443	TRIPOLI WAY	Trash Service	1	\$ 29.94	\$ 29.94	\$ 359.28
CITY OF COACHELLA	778-241-019	52443	TRIPOLI WAY	Additional Trash	1	\$ 8.47	\$ 8.47	\$ 101.64
CITY OF COACHELLA	778-241-020	52461	TRIPOLI WAY	Trash Service	1	\$ 29.94	\$ 29.94	\$ 359.28
CITY OF COACHELLA	778-241-021	52120	JENNIFER WAY	Trash Service	1	\$ 29.94	\$ 29.94	\$ 359.28
CITY OF COACHELLA	778-241-021	52120	JENNIFER WAY	Additional Trash	1	\$ 8.47	\$ 8.47	\$ 101.64
CITY OF COACHELLA	778-241-022	52138	JENNIFER WAY	Trash Service	1	\$ 29.94	\$ 29.94	\$ 359.28
CITY OF COACHELLA	778-241-022	52138	JENNIFER WAY	Additional Trash	1	\$ 8.47	\$ 8.47	\$ 101.64
CITY OF COACHELLA	778-241-023	52156	JENNIFER WAY	Trash Service	1	\$ 29.94	\$ 29.94	\$ 359.28
CITY OF COACHELLA	778-241-024	52174	JENNIFER WAY	Trash Service	1	\$ 29.94	\$ 29.94	\$ 359.28
CITY OF COACHELLA	778-241-025	52192	JENNIFER WAY	Trash Service	1	\$ 29.94	\$ 29.94	\$ 359.28
CITY OF COACHELLA	778-241-025	52192	JENNIFER WAY	Additional Trash	1	\$ 8.47	\$ 8.47	\$ 101.64
CITY OF COACHELLA	778-241-026	52210	JENNIFER WAY	Trash Service	1	\$ 29.94	\$ 29.94	\$ 359.28
CITY OF COACHELLA	778-241-027	52228	JENNIFER WAY	Trash Service	1	\$ 29.94	\$ 29.94	\$ 359.28
CITY OF COACHELLA	778-241-028	52246	JENNIFER WAY	Trash Service	1	\$ 29.94	\$ 29.94	\$ 359.28
CITY OF COACHELLA	778-241-029	52264	JENNIFER WAY	Trash Service	1	\$ 29.94	\$ 29.94	\$ 359.28
CITY OF COACHELLA	778-241-029	52264	JENNIFER WAY	Additional Trash	1	\$ 8.47	\$ 8.47	\$ 101.64

City of Coachella Final 2022-23 Tax File

Customer Name	Parcel #	Address	Street	Service Level	Units	Monthly Rate	Total Montly Rate	Annual Rate
CITY OF COACHELLA	778-241-030	52282	JENNIFER WAY	Trash Service	1	\$ 29.94	\$ 29.94	\$ 359.28
CITY OF COACHELLA	778-241-031	52300	JENNIFER WAY	Trash Service	1	\$ 29.94	\$ 29.94	\$ 359.28
CITY OF COACHELLA	778-241-031	52300	JENNIFER WAY	Additional Trash	1	\$ 8.47	\$ 8.47	\$ 101.64
CITY OF COACHELLA	778-241-032	52318	JENNIFER WAY	Trash Service	1	\$ 29.94	\$ 29.94	\$ 359.28
CITY OF COACHELLA	778-241-033	52336	JENNIFER WAY	Trash Service	1	\$ 29.94	\$ 29.94	\$ 359.28
CITY OF COACHELLA	778-241-033	52336	JENNIFER WAY	Additional Trash	1	\$ 8.47	\$ 8.47	\$ 101.64
CITY OF COACHELLA	778-241-034	52354	JENNIFER WAY	Trash Service	1	\$ 29.94	\$ 29.94	\$ 359.28
CITY OF COACHELLA	778-241-034	52354	JENNIFER WAY	Additional Trash	1	\$ 8.47	\$ 8.47	\$ 101.64
CITY OF COACHELLA	778-241-035	52372	JENNIFER WAY	Trash Service	1	\$ 29.94	\$ 29.94	\$ 359.28
CITY OF COACHELLA	778-241-036	52390	JENNIFER WAY	Trash Service	1	\$ 29.94	\$ 29.94	\$ 359.28
CITY OF COACHELLA	778-241-037	52408	JENNIFER WAY	Trash Service	1	\$ 29.94	\$ 29.94	\$ 359.28
CITY OF COACHELLA	778-241-038	52426	JENNIFER WAY	Trash Service	1	\$ 29.94	\$ 29.94	\$ 359.28
CITY OF COACHELLA	778-241-038	52426	JENNIFER WAY	Additional Trash	1	\$ 8.47	\$ 8.47	\$ 101.64
CITY OF COACHELLA	778-241-039	52444	JENNIFER WAY	Trash Service	1	\$ 29.94	\$ 29.94	\$ 359.28
CITY OF COACHELLA	778-241-040	52462	JENNIFER WAY	Trash Service	1	\$ 29.94	\$ 29.94	\$ 359.28
CITY OF COACHELLA	778-241-040	52462	JENNIFER WAY	Additional Trash	2	\$ 8.47	\$ 16.94	\$ 203.28
CITY OF COACHELLA	778-241-040	52462	JENNIFER WAY	Additional Recycle	1	\$ 8.47	\$ 8.47	\$ 101.64
CITY OF COACHELLA	778-242-001	52119	JENNIFER WAY	Trash Service	1	\$ 29.94	\$ 29.94	\$ 359.28
CITY OF COACHELLA	778-242-001	52119	JENNIFER WAY	Additional Trash	1	\$ 8.47	\$ 8.47	\$ 101.64
CITY OF COACHELLA	778-242-002	52137	JENNIFER WAY	Trash Service	1	\$ 29.94	\$ 29.94	\$ 359.28
CITY OF COACHELLA	778-242-003	52155	JENNIFER WAY	Trash Service	1	\$ 29.94	\$ 29.94	\$ 359.28
CITY OF COACHELLA	778-242-003	52155	JENNIFER WAY	Additional Trash	1	\$ 8.47	\$ 8.47	\$ 101.64
CITY OF COACHELLA	778-242-004	52173	JENNIFER WAY	Trash Service	1	\$ 29.94	\$ 29.94	\$ 359.28
CITY OF COACHELLA	778-242-004	52173	JENNIFER WAY	Additional Trash	1	\$ 8.47	\$ 8.47	\$ 101.64
CITY OF COACHELLA	778-242-005	52191	JENNIFER WAY	Trash Service	1	\$ 29.94	\$ 29.94	\$ 359.28
CITY OF COACHELLA	778-242-006	52211	JENNIFER WAY	Trash Service	1	\$ 29.94	\$ 29.94	\$ 359.28
CITY OF COACHELLA	778-242-006	52211	JENNIFER WAY	Additional Trash	1	\$ 8.47	\$ 8.47	\$ 101.64
CITY OF COACHELLA	778-242-007	52229	JENNIFER WAY	Trash Service	1	\$ 29.94	\$ 29.94	\$ 359.28
CITY OF COACHELLA	778-242-008	52247	JENNIFER WAY	Trash Service	1	\$ 29.94	\$ 29.94	\$ 359.28
CITY OF COACHELLA	778-242-009	52265	JENNIFER WAY	Trash Service	1	\$ 29.94	\$ 29.94	\$ 359.28
CITY OF COACHELLA	778-242-010	52283	JENNIFER WAY	Trash Service	1	\$ 29.94	\$ 29.94	\$ 359.28
CITY OF COACHELLA	778-242-011	52299	JENNIFER WAY	Trash Service	1	\$ 29.94	\$ 29.94	\$ 359.28
CITY OF COACHELLA	778-242-011	52299	JENNIFER WAY	Additional Trash	1	\$ 8.47	\$ 8.47	\$ 101.64
CITY OF COACHELLA	778-242-012	52317	JENNIFER WAY	Trash Service	1	\$ 29.94	\$ 29.94	\$ 359.28
CITY OF COACHELLA	778-242-012	52317	JENNIFER WAY	Additional Trash	1	\$ 8.47	\$ 8.47	\$ 101.64
CITY OF COACHELLA	778-242-013	52335	JENNIFER WAY	Trash Service	1	\$ 29.94	\$ 29.94	\$ 359.28
CITY OF COACHELLA	778-242-014	52353	JENNIFER WAY	Trash Service	1	\$ 29.94	\$ 29.94	\$ 359.28
CITY OF COACHELLA	778-242-015	52371	JENNIFER WAY	Trash Service	1	\$ 29.94	\$ 29.94	\$ 359.28
CITY OF COACHELLA	778-242-016	52389	JENNIFER WAY	Trash Service	1	\$ 29.94	\$ 29.94	\$ 359.28
CITY OF COACHELLA	778-242-017	52407	JENNIFER WAY	Trash Service	1	\$ 29.94	\$ 29.94	\$ 359.28

City of Coachella Final 2022-23 Tax File

Customer Name	Parcel #	Address	Street	Service Level	Units	Monthly Rate	Total Montly Rate	Annual Rate
CITY OF COACHELLA	778-242-017	52407	JENNIFER WAY	Additional Trash	1	\$ 8.47	\$ 8.47	\$ 101.64
CITY OF COACHELLA	778-242-018	52425	JENNIFER WAY	Trash Service	1	\$ 29.94	\$ 29.94	\$ 359.28
CITY OF COACHELLA	778-242-019	52443	JENNIFER WAY	Trash Service	1	\$ 29.94	\$ 29.94	\$ 359.28
CITY OF COACHELLA	778-242-020	85225	VALLEY ROAD	Trash Service	1	\$ 29.94	\$ 29.94	\$ 359.28
CITY OF COACHELLA	778-250-001	85296	AVE 52	Trash Service	1	\$ 29.94	\$ 29.94	\$ 359.28
CITY OF COACHELLA	778-250-001	85296	AVE 52	Additional Trash	1	\$ 8.47	\$ 8.47	\$ 101.64
CITY OF COACHELLA	778-250-002	52138	NELSON AVE	Trash Service	1	\$ 29.94	\$ 29.94	\$ 359.28
CITY OF COACHELLA	778-250-003	52156	NELSON AVE	Trash Service	1	\$ 29.94	\$ 29.94	\$ 359.28
CITY OF COACHELLA	778-250-003	52156	NELSON AVE	Additional Trash	1	\$ 8.47	\$ 8.47	\$ 101.64
CITY OF COACHELLA	778-250-004	52174	NELSON AVE	Trash Service	1	\$ 29.94	\$ 29.94	\$ 359.28
CITY OF COACHELLA	778-250-004	52174	NELSON AVE	Additional Trash	1	\$ 8.47	\$ 8.47	\$ 101.64
CITY OF COACHELLA	778-250-005	52192	NELSON AVE	Trash Service	1	\$ 29.94	\$ 29.94	\$ 359.28
CITY OF COACHELLA	778-250-005	52192	NELSON AVE	Additional Trash	1	\$ 8.47	\$ 8.47	\$ 101.64
CITY OF COACHELLA	778-250-006	52210	NELSON AVE	Trash Service	1	\$ 29.94	\$ 29.94	\$ 359.28
CITY OF COACHELLA	778-250-007	52228	NELSON AVE	Trash Service	1	\$ 29.94	\$ 29.94	\$ 359.28
CITY OF COACHELLA	778-250-007	52228	NELSON AVE	Additional Trash	1	\$ 8.47	\$ 8.47	\$ 101.64
CITY OF COACHELLA	778-250-008	52246	NELSON AVE	Trash Service	1	\$ 29.94	\$ 29.94	\$ 359.28
CITY OF COACHELLA	778-250-009	52264	NELSON AVE	Trash Service	1	\$ 29.94	\$ 29.94	\$ 359.28
CITY OF COACHELLA	778-250-009	52264	NELSON AVE	Additional Trash	1	\$ 8.47	\$ 8.47	\$ 101.64
CITY OF COACHELLA	778-250-010	52282	NELSON AVE	Trash Service	1	\$ 29.94	\$ 29.94	\$ 359.28
CITY OF COACHELLA	778-250-011	52300	NELSON AVE	Trash Service	1	\$ 29.94	\$ 29.94	\$ 359.28
CITY OF COACHELLA	778-250-011	52300	NELSON AVE	Additional Trash	1	\$ 8.47	\$ 8.47	\$ 101.64
CITY OF COACHELLA	778-250-012	52318	NELSON AVE	Trash Service	1	\$ 29.94	\$ 29.94	\$ 359.28
CITY OF COACHELLA	778-250-012	52318	NELSON AVE	Additional Trash	1	\$ 8.47	\$ 8.47	\$ 101.64
CITY OF COACHELLA	778-250-013	52336	NELSON AVE	Trash Service	1	\$ 29.94	\$ 29.94	\$ 359.28
CITY OF COACHELLA	778-250-013	52336	NELSON AVE	Additional Trash	1	\$ 8.47	\$ 8.47	\$ 101.64
CITY OF COACHELLA	778-250-013	52336	NELSON AVE	Additional Recycle	1	\$ 8.47	\$ 8.47	\$ 101.64
CITY OF COACHELLA	778-250-014	52354	NELSON AVE	Trash Service	1	\$ 29.94	\$ 29.94	\$ 359.28
CITY OF COACHELLA	778-250-015	52372	NELSON AVE	Trash Service	1	\$ 29.94	\$ 29.94	\$ 359.28
CITY OF COACHELLA	778-250-016	52390	NELSON AVE	Trash Service	1	\$ 29.94	\$ 29.94	\$ 359.28
CITY OF COACHELLA	778-250-017	52408	NELSON AVE	Trash Service	1	\$ 29.94	\$ 29.94	\$ 359.28
CITY OF COACHELLA	778-250-018	52426	NELSON AVE	Trash Service	1	\$ 29.94	\$ 29.94	\$ 359.28
CITY OF COACHELLA	778-250-019	52444	NELSON AVE	Trash Service	1	\$ 29.94	\$ 29.94	\$ 359.28
CITY OF COACHELLA	778-250-019	52444	NELSON AVE	Additional Trash	1	\$ 8.47	\$ 8.47	\$ 101.64
CITY OF COACHELLA	778-250-020	52462	NELSON AVE	Trash Service	1	\$ 29.94	\$ 29.94	\$ 359.28
CITY OF COACHELLA	778-251-001	85286	AVE 52	Trash Service	1	\$ 29.94	\$ 29.94	\$ 359.28
CITY OF COACHELLA	778-251-001	85286	AVE 52	Additional Trash	1	\$ 8.47	\$ 8.47	\$ 101.64
CITY OF COACHELLA	778-251-002	52137	NELSON AVE	Trash Service	1	\$ 29.94	\$ 29.94	\$ 359.28
CITY OF COACHELLA	778-251-003	52155	NELSON AVE	Trash Service	1	\$ 29.94	\$ 29.94	\$ 359.28
CITY OF COACHELLA	778-251-004	52173	NELSON AVE	Trash Service	1	\$ 29.94	\$ 29.94	\$ 359.28

City of Coachella Final 2022-23 Tax File

Customer Name	Parcel #	Address	Street	Service Level	Units	Monthly Rate	Total Montly Rate	Annual Rate
CITY OF COACHELLA	778-251-004	52173	NELSON AVE	Additional Trash	1	\$ 8.47	\$ 8.47	\$ 101.64
CITY OF COACHELLA	778-251-005	52191	NELSON AVE	Trash Service	2	\$ 29.94	\$ 59.88	\$ 718.56
CITY OF COACHELLA	778-251-006	52209	NELSON AVE	Trash Service	1	\$ 29.94	\$ 29.94	\$ 359.28
CITY OF COACHELLA	778-251-007	52227	NELSON AVE	Trash Service	1	\$ 29.94	\$ 29.94	\$ 359.28
CITY OF COACHELLA	778-251-007	52227	NELSON AVE	Additional Trash	1	\$ 8.47	\$ 8.47	\$ 101.64
CITY OF COACHELLA	778-251-008	52245	NELSON AVE	Trash Service	1	\$ 29.94	\$ 29.94	\$ 359.28
CITY OF COACHELLA	778-251-009	52263	NELSON AVE	Trash Service	1	\$ 29.94	\$ 29.94	\$ 359.28
CITY OF COACHELLA	778-251-010	52281	NELSON AVE	Trash Service	1	\$ 29.94	\$ 29.94	\$ 359.28
CITY OF COACHELLA	778-251-011	52299	NELSON AVE	Trash Service	1	\$ 29.94	\$ 29.94	\$ 359.28
CITY OF COACHELLA	778-251-012	52317	NELSON AVE	Trash Service	1	\$ 29.94	\$ 29.94	\$ 359.28
CITY OF COACHELLA	778-251-012	52317	NELSON AVE	Additional Trash	1	\$ 8.47	\$ 8.47	\$ 101.64
CITY OF COACHELLA	778-251-013	52335	NELSON AVE	Trash Service	1	\$ 29.94	\$ 29.94	\$ 359.28
CITY OF COACHELLA	778-251-014	52353	NELSON AVE	Trash Service	1	\$ 29.94	\$ 29.94	\$ 359.28
CITY OF COACHELLA	778-251-014	52353	NELSON AVE	Additional Trash	1	\$ 8.47	\$ 8.47	\$ 101.64
CITY OF COACHELLA	778-251-015	52371	NELSON AVE	Trash Service	1	\$ 29.94	\$ 29.94	\$ 359.28
CITY OF COACHELLA	778-251-015	52371	NELSON AVE	Additional Trash	1	\$ 8.47	\$ 8.47	\$ 101.64
CITY OF COACHELLA	778-251-016	52389	NELSON AVE	Trash Service	1	\$ 29.94	\$ 29.94	\$ 359.28
CITY OF COACHELLA	778-251-016	52389	NELSON AVE	Additional Trash	1	\$ 8.47	\$ 8.47	\$ 101.64
CITY OF COACHELLA	778-251-017	52407	NELSON AVE	Trash Service	1	\$ 29.94	\$ 29.94	\$ 359.28
CITY OF COACHELLA	778-251-018	52425	NELSON AVE	Trash Service	1	\$ 29.94	\$ 29.94	\$ 359.28
CITY OF COACHELLA	778-251-019	52443	NELSON AVE	Trash Service	1	\$ 29.94	\$ 29.94	\$ 359.28
CITY OF COACHELLA	778-251-019	52443	NELSON AVE	Additional Trash	1	\$ 8.47	\$ 8.47	\$ 101.64
CITY OF COACHELLA	778-251-019	52443	NELSON AVE	Additional Recycle	1	\$ 8.47	\$ 8.47	\$ 101.64
CITY OF COACHELLA	778-251-020	52461	NELSON AVE	Trash Service	1	\$ 29.94	\$ 29.94	\$ 359.28
CITY OF COACHELLA	778-251-020	52461	NELSON AVE	Additional Trash	1	\$ 8.47	\$ 8.47	\$ 101.64
CITY OF COACHELLA	778-251-020	52461	NELSON AVE	Additional Recycle	1	\$ 8.47	\$ 8.47	\$ 101.64
CITY OF COACHELLA	778-251-021	85276	AVE 52	Trash Service	1	\$ 29.94	\$ 29.94	\$ 359.28
CITY OF COACHELLA	778-251-021	85276	AVE 52	Additional Trash	1	\$ 8.47	\$ 8.47	\$ 101.64
CITY OF COACHELLA	778-251-022	52138	MORGAN AVE	Trash Service	1	\$ 29.94	\$ 29.94	\$ 359.28
CITY OF COACHELLA	778-251-023	52156	MORGAN AVE	Trash Service	1	\$ 29.94	\$ 29.94	\$ 359.28
CITY OF COACHELLA	778-251-024	52174	MORGAN AVE	Trash Service	1	\$ 29.94	\$ 29.94	\$ 359.28
CITY OF COACHELLA	778-251-024	52174	MORGAN AVE	Additional Trash	1	\$ 8.47	\$ 8.47	\$ 101.64
CITY OF COACHELLA	778-251-025	52192	MORGAN AVE	Trash Service	1	\$ 29.94	\$ 29.94	\$ 359.28
CITY OF COACHELLA	778-251-025	52192	MORGAN AVE	Additional Trash	1	\$ 8.47	\$ 8.47	\$ 101.64
CITY OF COACHELLA	778-251-025	52192	MORGAN AVE	Additional Recycle	1	\$ 8.47	\$ 8.47	\$ 101.64
CITY OF COACHELLA	778-251-026	52210	MORGAN AVE	Trash Service	1	\$ 29.94	\$ 29.94	\$ 359.28
CITY OF COACHELLA	778-251-027	52228	MORGAN AVE	Trash Service	1	\$ 29.94	\$ 29.94	\$ 359.28
CITY OF COACHELLA	778-251-028	52246	MORGAN AVE	Trash Service	1	\$ 29.94	\$ 29.94	\$ 359.28
CITY OF COACHELLA	778-251-028	52246	MORGAN AVE	Additional Trash	1	\$ 8.47	\$ 8.47	\$ 101.64
CITY OF COACHELLA	778-251-029	52264	MORGAN AVE	Trash Service	1	\$ 29.94	\$ 29.94	\$ 359.28

City of Coachella Final 2022-23 Tax File

Customer Name	Parcel #	Address	Street	Service Level	Units	Monthly Rate	Total Montly Rate	Annual Rate
CITY OF COACHELLA	778-251-030	52282	MORGAN AVE	Trash Service	1	\$ 29.94	\$ 29.94	\$ 359.28
CITY OF COACHELLA	778-251-031	52300	MORGAN AVE	Trash Service	1	\$ 29.94	\$ 29.94	\$ 359.28
CITY OF COACHELLA	778-251-031	52300	MORGAN AVE	Additional Trash	1	\$ 8.47	\$ 8.47	\$ 101.64
CITY OF COACHELLA	778-251-032	52318	MORGAN AVE	Trash Service	1	\$ 29.94	\$ 29.94	\$ 359.28
CITY OF COACHELLA	778-251-033	52336	MORGAN AVE	Trash Service	1	\$ 29.94	\$ 29.94	\$ 359.28
CITY OF COACHELLA	778-251-034	52354	MORGAN AVE	Trash Service	1	\$ 29.94	\$ 29.94	\$ 359.28
CITY OF COACHELLA	778-251-034	52354	MORGAN AVE	Additional Trash	1	\$ 8.47	\$ 8.47	\$ 101.64
CITY OF COACHELLA	778-251-035	52372	MORGAN AVE	Trash Service	1	\$ 29.94	\$ 29.94	\$ 359.28
CITY OF COACHELLA	778-251-035	52372	MORGAN AVE	Additional Trash	2	\$ 8.47	\$ 16.94	\$ 203.28
CITY OF COACHELLA	778-251-036	52390	MORGAN AVE	Trash Service	1	\$ 29.94	\$ 29.94	\$ 359.28
CITY OF COACHELLA	778-251-036	52390	MORGAN AVE	Additional Green	1	\$ 8.47	\$ 8.47	\$ 101.64
CITY OF COACHELLA	778-251-037	52408	MORGAN AVE	Trash Service	1	\$ 29.94	\$ 29.94	\$ 359.28
CITY OF COACHELLA	778-251-038	52426	MORGAN AVE	Trash Service	1	\$ 29.94	\$ 29.94	\$ 359.28
CITY OF COACHELLA	778-251-039	52444	MORGAN AVE	Trash Service	1	\$ 29.94	\$ 29.94	\$ 359.28
CITY OF COACHELLA	778-251-039	52444	MORGAN AVE	Additional Trash	1	\$ 8.47	\$ 8.47	\$ 101.64
CITY OF COACHELLA	778-251-040	85275	VALLEY ROAD	Trash Service	1	\$ 29.94	\$ 29.94	\$ 359.28
CITY OF COACHELLA	778-251-040	85275	VALLEY ROAD	Additional Trash	1	\$ 8.47	\$ 8.47	\$ 101.64
CITY OF COACHELLA	778-251-040	85275	VALLEY ROAD	Additional Green	1	\$ 8.47	\$ 8.47	\$ 101.64
CITY OF COACHELLA	778-252-001	85266	AVE 52	Trash Service	1	\$ 29.94	\$ 29.94	\$ 359.28
CITY OF COACHELLA	778-252-002	52137	MORGAN AVE	Trash Service	1	\$ 29.94	\$ 29.94	\$ 359.28
CITY OF COACHELLA	778-252-002	52137	MORGAN AVE	Additional Trash	1	\$ 8.47	\$ 8.47	\$ 101.64
CITY OF COACHELLA	778-252-002	52137	MORGAN AVE	Additional Recycle	1	\$ 8.47	\$ 8.47	\$ 101.64
CITY OF COACHELLA	778-252-003	52155	MORGAN AVE	Trash Service	1	\$ 29.94	\$ 29.94	\$ 359.28
CITY OF COACHELLA	778-252-004	52173	MORGAN AVE	Trash Service	1	\$ 29.94	\$ 29.94	\$ 359.28
CITY OF COACHELLA	778-252-005	52191	MORGAN AVE	Trash Service	1	\$ 29.94	\$ 29.94	\$ 359.28
CITY OF COACHELLA	778-252-006	52209	MORGAN AVE	Trash Service	1	\$ 29.94	\$ 29.94	\$ 359.28
CITY OF COACHELLA	778-252-007	52227	MORGAN AVE	Trash Service	1	\$ 29.94	\$ 29.94	\$ 359.28
CITY OF COACHELLA	778-252-008	52245	MORGAN AVE	Trash Service	1	\$ 29.94	\$ 29.94	\$ 359.28
CITY OF COACHELLA	778-252-008	52245	MORGAN AVE	Additional Trash	1	\$ 8.47	\$ 8.47	\$ 101.64
CITY OF COACHELLA	778-252-009	52263	MORGAN AVE	Trash Service	1	\$ 29.94	\$ 29.94	\$ 359.28
CITY OF COACHELLA	778-252-009	52263	MORGAN AVE	Additional Trash	1	\$ 8.47	\$ 8.47	\$ 101.64
CITY OF COACHELLA	778-252-010	52281	MORGAN AVE	Trash Service	1	\$ 29.94	\$ 29.94	\$ 359.28
CITY OF COACHELLA	778-252-010	52281	MORGAN AVE	Additional Trash	1	\$ 8.47	\$ 8.47	\$ 101.64
CITY OF COACHELLA	778-252-011	52299	MORGAN AVE	Trash Service	1	\$ 29.94	\$ 29.94	\$ 359.28
CITY OF COACHELLA	778-252-011	52299	MORGAN AVE	Additional Trash	1	\$ 8.47	\$ 8.47	\$ 101.64
CITY OF COACHELLA	778-252-012	52317	MORGAN AVE	Trash Service	1	\$ 29.94	\$ 29.94	\$ 359.28
CITY OF COACHELLA	778-252-013	52335	MORGAN AVE	Trash Service	1	\$ 29.94	\$ 29.94	\$ 359.28
CITY OF COACHELLA	778-252-014	52353	MORGAN AVE	Trash Service	1	\$ 29.94	\$ 29.94	\$ 359.28
CITY OF COACHELLA	778-252-014	52353	MORGAN AVE	Additional Trash	1	\$ 8.47	\$ 8.47	\$ 101.64
CITY OF COACHELLA	778-252-015	52371	MORGAN AVE	Trash Service	1	\$ 29.94	\$ 29.94	\$ 359.28

City of Coachella Final 2022-23 Tax File

Customer Name	Parcel #	Address	Street	Service Level	Units	Monthly Rate	Total Montly Rate	Annual Rate
CITY OF COACHELLA	778-252-016	52389	MORGAN AVE	Trash Service	1	\$ 29.94	\$ 29.94	\$ 359.28
CITY OF COACHELLA	778-252-017	52407	MORGAN AVE	Trash Service	1	\$ 29.94	\$ 29.94	\$ 359.28
CITY OF COACHELLA	778-252-018	52425	MORGAN AVE	Trash Service	1	\$ 29.94	\$ 29.94	\$ 359.28
CITY OF COACHELLA	778-252-018	52425	MORGAN AVE	Additional Trash	1	\$ 8.47	\$ 8.47	\$ 101.64
CITY OF COACHELLA	778-252-019	52443	MORGAN AVE	Trash Service	1	\$ 29.94	\$ 29.94	\$ 359.28
CITY OF COACHELLA	778-252-020	85265	VALLEY ROAD	Trash Service	1	\$ 29.94	\$ 29.94	\$ 359.28
CITY OF COACHELLA	778-260-001	52124	DOS PALMAS AVE	Trash Service	1	\$ 29.94	\$ 29.94	\$ 359.28
CITY OF COACHELLA	778-260-002	52138	DOS PALMAS AVE	Trash Service	1	\$ 29.94	\$ 29.94	\$ 359.28
CITY OF COACHELLA	778-260-003	52156	DOS PALMAS AVE	Trash Service	1	\$ 29.94	\$ 29.94	\$ 359.28
CITY OF COACHELLA	778-260-003	52156	DOS PALMAS AVE	Additional Trash	1	\$ 8.47	\$ 8.47	\$ 101.64
CITY OF COACHELLA	778-260-004	52174	DOS PALMAS AVE	Trash Service	1	\$ 29.94	\$ 29.94	\$ 359.28
CITY OF COACHELLA	778-260-005	52192	DOS PALMAS AVE	Trash Service	1	\$ 29.94	\$ 29.94	\$ 359.28
CITY OF COACHELLA	778-260-005	52192	DOS PALMAS AVE	Additional Trash	1	\$ 8.47	\$ 8.47	\$ 101.64
CITY OF COACHELLA	778-260-006	52212	DOS PALMAS AVE	Trash Service	1	\$ 29.94	\$ 29.94	\$ 359.28
CITY OF COACHELLA	778-260-007	52234	DOS PALMAS AVE	Trash Service	1	\$ 29.94	\$ 29.94	\$ 359.28
CITY OF COACHELLA	778-260-007	52234	DOS PALMAS AVE	Additional Trash	1	\$ 8.47	\$ 8.47	\$ 101.64
CITY OF COACHELLA	778-260-008	52258	DOS PALMAS AVE	Trash Service	1	\$ 29.94	\$ 29.94	\$ 359.28
CITY OF COACHELLA	778-260-008	52258	DOS PALMAS AVE	Additional Trash	1	\$ 8.47	\$ 8.47	\$ 101.64
CITY OF COACHELLA	778-260-008	52258	DOS PALMAS AVE	Additional Green	1	\$ 8.47	\$ 8.47	\$ 101.64
CITY OF COACHELLA	778-260-009	52280	DOS PALMAS AVE	Trash Service	1	\$ 29.94	\$ 29.94	\$ 359.28
CITY OF COACHELLA	778-260-009	52280	DOS PALMAS AVE	Additional Trash	1	\$ 8.47	\$ 8.47	\$ 101.64
CITY OF COACHELLA	778-260-010	52296	DOS PALMAS AVE	Trash Service	1	\$ 29.94	\$ 29.94	\$ 359.28
CITY OF COACHELLA	778-260-011	52316	DOS PALMAS AVE	Trash Service	1	\$ 29.94	\$ 29.94	\$ 359.28
CITY OF COACHELLA	778-260-012	52336	DOS PALMAS AVE	Trash Service	1	\$ 29.94	\$ 29.94	\$ 359.28
CITY OF COACHELLA	778-260-012	52336	DOS PALMAS AVE	Additional Trash	1	\$ 8.47	\$ 8.47	\$ 101.64
CITY OF COACHELLA	778-260-012	52336	DOS PALMAS AVE	Additional Green	1	\$ 8.47	\$ 8.47	\$ 101.64
CITY OF COACHELLA	778-260-012	52336	DOS PALMAS AVE	Additional Recycle	1	\$ 8.47	\$ 8.47	\$ 101.64
CITY OF COACHELLA	778-260-013	52356	DOS PALMAS AVE	Trash Service	1	\$ 29.94	\$ 29.94	\$ 359.28
CITY OF COACHELLA	778-260-013	52356	DOS PALMAS AVE	Additional Trash	1	\$ 8.47	\$ 8.47	\$ 101.64
CITY OF COACHELLA	778-260-014	52374	DOS PALMAS AVE	Trash Service	1	\$ 29.94	\$ 29.94	\$ 359.28
CITY OF COACHELLA	778-260-014	52374	DOS PALMAS AVE	Additional Trash	1	\$ 8.47	\$ 8.47	\$ 101.64
CITY OF COACHELLA	778-260-015	52390	DOS PALMAS AVE	Trash Service	1	\$ 29.94	\$ 29.94	\$ 359.28
CITY OF COACHELLA	778-260-016	52408	DOS PALMAS AVE	Trash Service	1	\$ 29.94	\$ 29.94	\$ 359.28
CITY OF COACHELLA	778-260-016	52408	DOS PALMAS AVE	Additional Trash	1	\$ 8.47	\$ 8.47	\$ 101.64
CITY OF COACHELLA	778-260-017	52426	DOS PALMAS AVE	Trash Service	1	\$ 29.94	\$ 29.94	\$ 359.28
CITY OF COACHELLA	778-260-017	52426	DOS PALMAS AVE	Additional Trash	1	\$ 8.47	\$ 8.47	\$ 101.64
CITY OF COACHELLA	778-260-018	52448	DOS PALMAS AVE	Trash Service	1	\$ 29.94	\$ 29.94	\$ 359.28
CITY OF COACHELLA	778-260-018	52448	DOS PALMAS AVE	Additional Trash	1	\$ 8.47	\$ 8.47	\$ 101.64
CITY OF COACHELLA	778-261-001	52119	DOS PALMAS AVE	Trash Service	1	\$ 29.94	\$ 29.94	\$ 359.28
CITY OF COACHELLA	778-261-002	52137	DOS PALMAS AVE	Trash Service	1	\$ 29.94	\$ 29.94	\$ 359.28

City of Coachella Final 2022-23 Tax File

Customer Name	Parcel #	Address	Street	Service Level	Units	Monthly Rate	Total Montly Rate	Annual Rate
CITY OF COACHELLA	778-261-003	52155	DOS PALMAS AVE	Trash Service	2	\$ 29.94	\$ 59.88	\$ 718.56
CITY OF COACHELLA	778-261-004	52173	DOS PALMAS AVE	Trash Service	1	\$ 29.94	\$ 29.94	\$ 359.28
CITY OF COACHELLA	778-261-005	52191	DOS PALMAS AVE	Trash Service	1	\$ 29.94	\$ 29.94	\$ 359.28
CITY OF COACHELLA	778-261-006	52211	DOS PALMAS AVE	Trash Service	1	\$ 29.94	\$ 29.94	\$ 359.28
CITY OF COACHELLA	778-261-006	52211	DOS PALMAS AVE	Additional Trash	1	\$ 8.47	\$ 8.47	\$ 101.64
CITY OF COACHELLA	778-261-007	52233	DOS PALMAS AVE	Trash Service	1	\$ 29.94	\$ 29.94	\$ 359.28
CITY OF COACHELLA	778-261-007	52233	DOS PALMAS AVE	Additional Trash	1	\$ 8.47	\$ 8.47	\$ 101.64
CITY OF COACHELLA	778-261-008	52257	DOS PALMAS AVE	Trash Service	1	\$ 29.94	\$ 29.94	\$ 359.28
CITY OF COACHELLA	778-261-008	52257	DOS PALMAS AVE	Additional Trash	1	\$ 8.47	\$ 8.47	\$ 101.64
CITY OF COACHELLA	778-261-009	52279	DOS PALMAS AVE	Trash Service	1	\$ 29.94	\$ 29.94	\$ 359.28
CITY OF COACHELLA	778-261-009	52279	DOS PALMAS AVE	Additional Green	1	\$ 8.47	\$ 8.47	\$ 101.64
CITY OF COACHELLA	778-261-010	52295	DOS PALMAS AVE	Trash Service	1	\$ 29.94	\$ 29.94	\$ 359.28
CITY OF COACHELLA	778-261-010	52295	DOS PALMAS AVE	Additional Trash	1	\$ 8.47	\$ 8.47	\$ 101.64
CITY OF COACHELLA	778-261-011	52317	DOS PALMAS AVE	Trash Service	1	\$ 29.94	\$ 29.94	\$ 359.28
CITY OF COACHELLA	778-261-012	52335	DOS PALMAS AVE	Trash Service	1	\$ 29.94	\$ 29.94	\$ 359.28
CITY OF COACHELLA	778-261-012	52335	DOS PALMAS AVE	Additional Trash	1	\$ 8.47	\$ 8.47	\$ 101.64
CITY OF COACHELLA	778-261-013	52355	DOS PALMAS AVE	Trash Service	1	\$ 29.94	\$ 29.94	\$ 359.28
CITY OF COACHELLA	778-261-013	52355	DOS PALMAS AVE	Additional Trash	1	\$ 8.47	\$ 8.47	\$ 101.64
CITY OF COACHELLA	778-261-014	52371	DOS PALMAS AVE	Trash Service	1	\$ 29.94	\$ 29.94	\$ 359.28
CITY OF COACHELLA	778-261-014	52371	DOS PALMAS AVE	Additional Trash	1	\$ 8.47	\$ 8.47	\$ 101.64
CITY OF COACHELLA	778-261-015	52391	DOS PALMAS AVE	Trash Service	1	\$ 29.94	\$ 29.94	\$ 359.28
CITY OF COACHELLA	778-261-015	52391	DOS PALMAS AVE	Additional Trash	1	\$ 8.47	\$ 8.47	\$ 101.64
CITY OF COACHELLA	778-261-016	52409	DOS PALMAS AVE	Trash Service	1	\$ 29.94	\$ 29.94	\$ 359.28
CITY OF COACHELLA	778-261-017	52427	DOS PALMAS AVE	Trash Service	1	\$ 29.94	\$ 29.94	\$ 359.28
CITY OF COACHELLA	778-261-017	52427	DOS PALMAS AVE	Additional Trash	1	\$ 8.47	\$ 8.47	\$ 101.64
CITY OF COACHELLA	778-261-018	52447	DOS PALMAS AVE	Trash Service	1	\$ 29.94	\$ 29.94	\$ 359.28
CITY OF COACHELLA	778-261-018	52447	DOS PALMAS AVE	Additional Trash	1	\$ 8.47	\$ 8.47	\$ 101.64
CITY OF COACHELLA	778-261-019	52120	OASIS PALMS AVE	Trash Service	1	\$ 29.94	\$ 29.94	\$ 359.28
CITY OF COACHELLA	778-261-019	52124	OASIS PALMS AVE	Trash Service	1	\$ 29.94	\$ 29.94	\$ 359.28
CITY OF COACHELLA	778-261-020	52132	OASIS PALMS AVE	Trash Service	1	\$ 29.94	\$ 29.94	\$ 359.28
CITY OF COACHELLA	778-261-020	52132	OASIS PALMS AVE	Additional Trash	1	\$ 8.47	\$ 8.47	\$ 101.64
CITY OF COACHELLA	778-261-020	52128	OASIS PALMS AVE	Trash Service	1	\$ 29.94	\$ 29.94	\$ 359.28
CITY OF COACHELLA	778-261-020	52128	OASIS PALMS AVE	Additional Trash	1	\$ 8.47	\$ 8.47	\$ 101.64
CITY OF COACHELLA	778-261-021	52156	OASIS PALMS AVE	Trash Service	1	\$ 29.94	\$ 29.94	\$ 359.28
CITY OF COACHELLA	778-261-022	52174	OASIS PALMS AVE	Trash Service	1	\$ 29.94	\$ 29.94	\$ 359.28
CITY OF COACHELLA	778-261-022	52174	OASIS PALMS AVE	Additional Trash	1	\$ 8.47	\$ 8.47	\$ 101.64
CITY OF COACHELLA	778-261-023	52192	OASIS PALMS AVE	Trash Service	1	\$ 29.94	\$ 29.94	\$ 359.28
CITY OF COACHELLA	778-261-023	52192	OASIS PALMS AVE	Additional Trash	1	\$ 8.47	\$ 8.47	\$ 101.64
CITY OF COACHELLA	778-261-024	52212	OASIS PALMS AVE	Trash Service	1	\$ 29.94	\$ 29.94	\$ 359.28
CITY OF COACHELLA	778-261-024	52212	OASIS PALMS AVE	Additional Trash	1	\$ 8.47	\$ 8.47	\$ 101.64

City of Coachella Final 2022-23 Tax File

Customer Name	Parcel #	Address	Street	Service Level	Units	Monthly Rate	Total Montly Rate	Annual Rate
CITY OF COACHELLA	778-261-025	52234	OASIS PALMS AVE	Trash Service	1	\$ 29.94	\$ 29.94	\$ 359.28
CITY OF COACHELLA	778-261-025	52234	OASIS PALMS AVE	Additional Trash	1	\$ 8.47	\$ 8.47	\$ 101.64
CITY OF COACHELLA	778-261-026	52258	OASIS PALMS AVE	Trash Service	1	\$ 29.94	\$ 29.94	\$ 359.28
CITY OF COACHELLA	778-261-026	52258	OASIS PALMS AVE	Additional Trash	1	\$ 8.47	\$ 8.47	\$ 101.64
CITY OF COACHELLA	778-261-027	52280	OASIS PALMS AVE	Trash Service	1	\$ 29.94	\$ 29.94	\$ 359.28
CITY OF COACHELLA	778-261-028	52296	OASIS PALMS AVE	Trash Service	1	\$ 29.94	\$ 29.94	\$ 359.28
CITY OF COACHELLA	778-261-028	52296	OASIS PALMS AVE	Additional Trash	1	\$ 8.47	\$ 8.47	\$ 101.64
CITY OF COACHELLA	778-261-030	52336	OASIS PALMS AVE	Trash Service	2	\$ 29.94	\$ 59.88	\$ 718.56
CITY OF COACHELLA	778-261-030	52336	OASIS PALMS AVE	Additional Trash	1	\$ 8.47	\$ 8.47	\$ 101.64
CITY OF COACHELLA	778-261-031	52356	OASIS PALMS AVE	Trash Service	3	\$ 29.94	\$ 89.82	\$ 1,077.84
CITY OF COACHELLA	778-261-032	52374	OASIS PALMS AVE	Trash Service	3	\$ 29.94	\$ 89.82	\$ 1,077.84
CITY OF COACHELLA	778-261-033	52390	OASIS PALMS AVE	Trash Service	3	\$ 29.94	\$ 89.82	\$ 1,077.84
CITY OF COACHELLA	778-261-034	52408	OASIS PALMS AVE	Trash Service	3	\$ 29.94	\$ 89.82	\$ 1,077.84
CITY OF COACHELLA	778-261-035	52426	OASIS PALMS AVE	Trash Service	3	\$ 29.94	\$ 89.82	\$ 1,077.84
CITY OF COACHELLA	778-261-035	52426	OASIS PALMS AVE	Additional Trash	1	\$ 8.47	\$ 8.47	\$ 101.64
CITY OF COACHELLA	778-261-036	52448	OASIS PALMS AVE	Trash Service	2	\$ 29.94	\$ 59.88	\$ 718.56
CITY OF COACHELLA	778-261-036	52448	OASIS PALMS AVE	Additional Trash	1	\$ 8.47	\$ 8.47	\$ 101.64
CITY OF COACHELLA	778-262-001	52119	OASIS PALMS AVE	Trash Service	1	\$ 29.94	\$ 29.94	\$ 359.28
CITY OF COACHELLA	778-262-001	52119	OASIS PALMS AVE	Additional Trash	1	\$ 8.47	\$ 8.47	\$ 101.64
CITY OF COACHELLA	778-262-002	52137	OASIS PALMS AVE	Trash Service	1	\$ 29.94	\$ 29.94	\$ 359.28
CITY OF COACHELLA	778-262-002	52137	OASIS PALMS AVE	Additional Trash	2	\$ 8.47	\$ 16.94	\$ 203.28
CITY OF COACHELLA	778-262-003	52155	OASIS PALMS AVE	Trash Service	1	\$ 29.94	\$ 29.94	\$ 359.28
CITY OF COACHELLA	778-262-004	52173	OASIS PALMS AVE	Trash Service	1	\$ 29.94	\$ 29.94	\$ 359.28
CITY OF COACHELLA	778-262-004	52173	OASIS PALMS AVE	Additional Trash	1	\$ 8.47	\$ 8.47	\$ 101.64
CITY OF COACHELLA	778-262-004	52173	OASIS PALMS AVE	Additional Recycle	1	\$ 8.47	\$ 8.47	\$ 101.64
CITY OF COACHELLA	778-262-005	52191	OASIS PALMS AVE	Trash Service	1	\$ 29.94	\$ 29.94	\$ 359.28
CITY OF COACHELLA	778-262-005	52191	OASIS PALMS AVE	Additional Trash	1	\$ 8.47	\$ 8.47	\$ 101.64
CITY OF COACHELLA	778-262-005	52191	OASIS PALMS AVE	Additional Recycle	1	\$ 8.47	\$ 8.47	\$ 101.64
CITY OF COACHELLA	778-262-006	52211	OASIS PALMS AVE	Trash Service	1	\$ 29.94	\$ 29.94	\$ 359.28
CITY OF COACHELLA	778-262-006	52211	OASIS PALMS AVE	Additional Trash	1	\$ 8.47	\$ 8.47	\$ 101.64
CITY OF COACHELLA	778-262-007	52233	OASIS PALMS AVE	Trash Service	1	\$ 29.94	\$ 29.94	\$ 359.28
CITY OF COACHELLA	778-262-007	52233	OASIS PALMS AVE	Additional Trash	1	\$ 8.47	\$ 8.47	\$ 101.64
CITY OF COACHELLA	778-262-008	52257	OASIS PALMS AVE	Trash Service	1	\$ 29.94	\$ 29.94	\$ 359.28
CITY OF COACHELLA	778-262-008	52257	OASIS PALMS AVE	Additional Trash	1	\$ 8.47	\$ 8.47	\$ 101.64
CITY OF COACHELLA	778-262-009	52279	OASIS PALMS AVE	Trash Service	1	\$ 29.94	\$ 29.94	\$ 359.28
CITY OF COACHELLA	778-262-010	52295	OASIS PALMS AVE	Trash Service	1	\$ 29.94	\$ 29.94	\$ 359.28
CITY OF COACHELLA	778-262-010	52295	OASIS PALMS AVE	Additional Trash	2	\$ 8.47	\$ 16.94	\$ 203.28
CITY OF COACHELLA	778-262-011	52317	OASIS PALMS AVE	Trash Service	1	\$ 29.94	\$ 29.94	\$ 359.28
CITY OF COACHELLA	778-262-012	52335	OASIS PALMS AVE	Trash Service	1	\$ 29.94	\$ 29.94	\$ 359.28
CITY OF COACHELLA	778-262-012	52335	OASIS PALMS AVE	Additional Trash	1	\$ 8.47	\$ 8.47	\$ 101.64

City of Coachella Final 2022-23 Tax File

Customer Name	Parcel #	Address	Street	Service Level	Units	Monthly Rate	Total Montly Rate	Annual Rate
CITY OF COACHELLA	778-262-013	52355	OASIS PALMS AVE	Trash Service	1	\$ 29.94	\$ 29.94	\$ 359.28
CITY OF COACHELLA	778-262-014	52371	OASIS PALMS AVE	Trash Service	3	\$ 29.94	\$ 89.82	\$ 1,077.84
CITY OF COACHELLA	778-262-015	52391	OASIS PALMS AVE	Trash Service	3	\$ 29.94	\$ 89.82	\$ 1,077.84
CITY OF COACHELLA	778-262-015	52391	OASIS PALMS AVE	Additional Trash	2	\$ 8.47	\$ 16.94	\$ 203.28
CITY OF COACHELLA	778-262-016	52409	OASIS PALMS AVE	Trash Service	3	\$ 29.94	\$ 89.82	\$ 1,077.84
CITY OF COACHELLA	778-262-016	52409	OASIS PALMS AVE	Additional Trash	2	\$ 8.47	\$ 16.94	\$ 203.28
CITY OF COACHELLA	778-262-017	52427	OASIS PALMS AVE	Trash Service	1	\$ 29.94	\$ 29.94	\$ 359.28
CITY OF COACHELLA	778-262-018	52447	OASIS PALMS AVE	Trash Service	1	\$ 29.94	\$ 29.94	\$ 359.28
CITY OF COACHELLA	778-262-019	52120	LAS PALMAS ST	Trash Service	2	\$ 29.94	\$ 59.88	\$ 718.56
CITY OF COACHELLA	778-262-019	52120	LAS PALMAS ST	Trash Service	2	\$ 29.94	\$ 59.88	\$ 718.56
CITY OF COACHELLA	778-262-020	52138	LAS PALMAS ST	Trash Service	1	\$ 29.94	\$ 29.94	\$ 359.28
CITY OF COACHELLA	778-262-020	52138	LAS PALMAS ST	Additional Trash	1	\$ 8.47	\$ 8.47	\$ 101.64
CITY OF COACHELLA	778-262-020	52138	LAS PALMAS ST	Trash Service	1	\$ 29.94	\$ 29.94	\$ 359.28
CITY OF COACHELLA	778-262-020	52138	LAS PALMAS ST	Additional Trash	1	\$ 8.47	\$ 8.47	\$ 101.64
CITY OF COACHELLA	778-262-021	52156	LAS PALMAS ST	Trash Service	1	\$ 29.94	\$ 29.94	\$ 359.28
CITY OF COACHELLA	778-262-021	52156	LAS PALMAS ST	Additional Trash	1	\$ 8.47	\$ 8.47	\$ 101.64
CITY OF COACHELLA	778-262-021	52156	LAS PALMAS ST	Trash Service	1	\$ 29.94	\$ 29.94	\$ 359.28
CITY OF COACHELLA	778-262-021	52156	LAS PALMAS ST	Additional Trash	1	\$ 8.47	\$ 8.47	\$ 101.64
CITY OF COACHELLA	778-262-022	52174	LAS PALMAS ST	Trash Service	1	\$ 29.94	\$ 29.94	\$ 359.28
CITY OF COACHELLA	778-262-022	52174	LAS PALMAS ST	Additional Trash	1	\$ 8.47	\$ 8.47	\$ 101.64
CITY OF COACHELLA	778-262-022	52174	LAS PALMAS ST	Trash Service	1	\$ 29.94	\$ 29.94	\$ 359.28
CITY OF COACHELLA	778-262-022	52174	LAS PALMAS ST	Additional Trash	1	\$ 8.47	\$ 8.47	\$ 101.64
CITY OF COACHELLA	778-262-023	52192	LAS PALMAS ST	Trash Service	1	\$ 29.94	\$ 29.94	\$ 359.28
CITY OF COACHELLA	778-262-023	52192	LAS PALMAS ST	Trash Service	1	\$ 29.94	\$ 29.94	\$ 359.28
CITY OF COACHELLA	778-262-024	52210	LAS PALMAS ST	Trash Service	1	\$ 29.94	\$ 29.94	\$ 359.28
CITY OF COACHELLA	778-262-024	52210	LAS PALMAS ST	Trash Service	1	\$ 29.94	\$ 29.94	\$ 359.28
CITY OF COACHELLA	778-262-025	52228	LAS PALMAS ST	Trash Service	1	\$ 29.94	\$ 29.94	\$ 359.28
CITY OF COACHELLA	778-262-025	52228	LAS PALMAS ST	Additional Trash	1	\$ 8.47	\$ 8.47	\$ 101.64
CITY OF COACHELLA	778-262-025	52228	LAS PALMAS ST	Trash Service	1	\$ 29.94	\$ 29.94	\$ 359.28
CITY OF COACHELLA	778-262-025	52228	LAS PALMAS ST	Additional Trash	1	\$ 8.47	\$ 8.47	\$ 101.64
CITY OF COACHELLA	778-262-026	52246	LAS PALMAS ST	Trash Service	1	\$ 29.94	\$ 29.94	\$ 359.28
CITY OF COACHELLA	778-262-026	52246	LAS PALMAS ST	Trash Service	1	\$ 29.94	\$ 29.94	\$ 359.28
CITY OF COACHELLA	778-262-027	52264	LAS PALMAS ST	Trash Service	1	\$ 29.94	\$ 29.94	\$ 359.28
CITY OF COACHELLA	778-262-027	52264	LAS PALMAS ST	Trash Service	1	\$ 29.94	\$ 29.94	\$ 359.28
CITY OF COACHELLA	778-262-028	52282	LAS PALMAS ST	Trash Service	1	\$ 29.94	\$ 29.94	\$ 359.28
CITY OF COACHELLA	778-262-028	52282	LAS PALMAS ST	Additional Trash	1	\$ 8.47	\$ 8.47	\$ 101.64
CITY OF COACHELLA	778-262-028	52282	LAS PALMAS ST	Trash Service	1	\$ 29.94	\$ 29.94	\$ 359.28
CITY OF COACHELLA	778-262-028	52282	LAS PALMAS ST	Additional Trash	1	\$ 8.47	\$ 8.47	\$ 101.64
CITY OF COACHELLA	778-262-029	52300	LAS PALMAS ST	Trash Service	1	\$ 29.94	\$ 29.94	\$ 359.28
CITY OF COACHELLA	778-262-029	52300	LAS PALMAS ST	Trash Service	1	\$ 29.94	\$ 29.94	\$ 359.28

City of Coachella Final 2022-23 Tax File

Customer Name	Parcel #	Address	Street	Service Level	Units	Monthly Rate	Total Montly Rate	Annual Rate
CITY OF COACHELLA	778-262-030	52318	LAS PALMAS ST	Trash Service	1	\$ 29.94	\$ 29.94	\$ 359.28
CITY OF COACHELLA	778-262-030	52318	LAS PALMAS ST	Trash Service	1	\$ 29.94	\$ 29.94	\$ 359.28
CITY OF COACHELLA	778-262-031	52336	LAS PALMAS ST	Trash Service	1	\$ 29.94	\$ 29.94	\$ 359.28
CITY OF COACHELLA	778-262-031	52336	LAS PALMAS ST	Trash Service	1	\$ 29.94	\$ 29.94	\$ 359.28
CITY OF COACHELLA	778-262-032	52354	LAS PALMAS ST	Trash Service	1	\$ 29.94	\$ 29.94	\$ 359.28
CITY OF COACHELLA	778-262-032	52354	LAS PALMAS ST	Trash Service	1	\$ 29.94	\$ 29.94	\$ 359.28
CITY OF COACHELLA	778-262-033	52372	LAS PALMAS ST	Trash Service	1	\$ 29.94	\$ 29.94	\$ 359.28
CITY OF COACHELLA	778-262-033	52372	LAS PALMAS ST	Additional Trash	1	\$ 8.47	\$ 8.47	\$ 101.64
CITY OF COACHELLA	778-262-033	52372	LAS PALMAS ST	Trash Service	1	\$ 29.94	\$ 29.94	\$ 359.28
CITY OF COACHELLA	778-262-033	52372	LAS PALMAS ST	Additional Trash	1	\$ 8.47	\$ 8.47	\$ 101.64
CITY OF COACHELLA	778-262-034	52390	LAS PALMAS ST	Trash Service	1	\$ 29.94	\$ 29.94	\$ 359.28
CITY OF COACHELLA	778-262-034	52390	LAS PALMAS ST	Trash Service	1	\$ 29.94	\$ 29.94	\$ 359.28
CITY OF COACHELLA	778-262-035	52408	LAS PALMAS ST	Trash Service	1	\$ 29.94	\$ 29.94	\$ 359.28
CITY OF COACHELLA	778-262-035	52408	LAS PALMAS ST	Trash Service	1	\$ 29.94	\$ 29.94	\$ 359.28
CITY OF COACHELLA	778-262-036	52426	LAS PALMAS ST	Trash Service	1	\$ 29.94	\$ 29.94	\$ 359.28
CITY OF COACHELLA	778-262-036	52426	LAS PALMAS ST	Trash Service	1	\$ 29.94	\$ 29.94	\$ 359.28
CITY OF COACHELLA	778-262-037	52444	LAS PALMAS ST	Trash Service	1	\$ 29.94	\$ 29.94	\$ 359.28
CITY OF COACHELLA	778-262-037	52444	LAS PALMAS ST	Trash Service	1	\$ 29.94	\$ 29.94	\$ 359.28
CITY OF COACHELLA	778-262-038	52462	LAS PALMAS ST	Trash Service	1	\$ 29.94	\$ 29.94	\$ 359.28
CITY OF COACHELLA	778-262-038	52462	LAS PALMAS ST	Additional Trash	1	\$ 8.47	\$ 8.47	\$ 101.64
CITY OF COACHELLA	778-262-038	52462	LAS PALMAS ST	Trash Service	1	\$ 29.94	\$ 29.94	\$ 359.28
CITY OF COACHELLA	778-262-038	52462	LAS PALMAS ST	Additional Trash	1	\$ 8.47	\$ 8.47	\$ 101.64
CITY OF COACHELLA	778-263-001	52461	LAS PALMAS ST	Trash Service	1	\$ 29.94	\$ 29.94	\$ 359.28
CITY OF COACHELLA	778-263-001	52461	LAS PALMAS ST	Trash Service	1	\$ 29.94	\$ 29.94	\$ 359.28
CITY OF COACHELLA	778-263-002	52443	LAS PALMAS ST	Trash Service	1	\$ 29.94	\$ 29.94	\$ 359.28
CITY OF COACHELLA	778-263-002	52443	LAS PALMAS ST	Trash Service	1	\$ 29.94	\$ 29.94	\$ 359.28
CITY OF COACHELLA	778-263-003	52425	LAS PALMAS ST	Trash Service	1	\$ 29.94	\$ 29.94	\$ 359.28
CITY OF COACHELLA	778-263-003	52425	LAS PALMAS ST	Additional Trash	1	\$ 8.47	\$ 8.47	\$ 101.64
CITY OF COACHELLA	778-263-003	52425	LAS PALMAS ST	Trash Service	1	\$ 29.94	\$ 29.94	\$ 359.28
CITY OF COACHELLA	778-263-003	52425	LAS PALMAS ST	Additional Trash	1	\$ 8.47	\$ 8.47	\$ 101.64
CITY OF COACHELLA	778-263-004	52407	LAS PALMAS ST	Trash Service	1	\$ 29.94	\$ 29.94	\$ 359.28
CITY OF COACHELLA	778-263-004	52407	LAS PALMAS ST	Trash Service	1	\$ 29.94	\$ 29.94	\$ 359.28
CITY OF COACHELLA	778-263-005	52389	LAS PALMAS ST	Trash Service	1	\$ 29.94	\$ 29.94	\$ 359.28
CITY OF COACHELLA	778-263-005	52389	LAS PALMAS ST	Trash Service	1	\$ 29.94	\$ 29.94	\$ 359.28
CITY OF COACHELLA	778-263-006	52371	LAS PALMAS ST	Trash Service	1	\$ 29.94	\$ 29.94	\$ 359.28
CITY OF COACHELLA	778-263-006	52371	LAS PALMAS ST	Trash Service	1	\$ 29.94	\$ 29.94	\$ 359.28
CITY OF COACHELLA	778-263-007	52353	LAS PALMAS ST	Trash Service	1	\$ 29.94	\$ 29.94	\$ 359.28
CITY OF COACHELLA	778-263-007	52353	LAS PALMAS ST	Trash Service	1	\$ 29.94	\$ 29.94	\$ 359.28
CITY OF COACHELLA	778-263-008	52335	LAS PALMAS ST	Trash Service	1	\$ 29.94	\$ 29.94	\$ 359.28
CITY OF COACHELLA	778-263-008	52335	LAS PALMAS ST	Trash Service	1	\$ 29.94	\$ 29.94	\$ 359.28

City of Coachella Final 2022-23 Tax File

Customer Name	Parcel #	Address	Street	Service Level	Units	Monthly Rate	Total Montly Rate	Annual Rate
CITY OF COACHELLA	778-263-009	52317	LAS PALMAS ST	Trash Service	1	\$ 29.94	\$ 29.94	\$ 359.28
CITY OF COACHELLA	778-263-009	52317	LAS PALMAS ST	Trash Service	1	\$ 29.94	\$ 29.94	\$ 359.28
CITY OF COACHELLA	778-263-010	52299	LAS PALMAS ST	Trash Service	1	\$ 29.94	\$ 29.94	\$ 359.28
CITY OF COACHELLA	778-263-010	52299	LAS PALMAS ST	Trash Service	1	\$ 29.94	\$ 29.94	\$ 359.28
CITY OF COACHELLA	778-263-011	52283	LAS PALMAS ST	Trash Service	1	\$ 29.94	\$ 29.94	\$ 359.28
CITY OF COACHELLA	778-263-011	52283	LAS PALMAS ST	Trash Service	1	\$ 29.94	\$ 29.94	\$ 359.28
CITY OF COACHELLA	778-263-012	52265	LAS PALMAS ST	Trash Service	1	\$ 29.94	\$ 29.94	\$ 359.28
CITY OF COACHELLA	778-263-012	52265	LAS PALMAS ST	Additional Trash	1	\$ 8.47	\$ 8.47	\$ 101.64
CITY OF COACHELLA	778-263-012	52265	LAS PALMAS ST	Trash Service	1	\$ 29.94	\$ 29.94	\$ 359.28
CITY OF COACHELLA	778-263-012	52265	LAS PALMAS ST	Additional Trash	1	\$ 8.47	\$ 8.47	\$ 101.64
CITY OF COACHELLA	778-263-013	52247	LAS PALMAS ST	Trash Service	1	\$ 29.94	\$ 29.94	\$ 359.28
CITY OF COACHELLA	778-263-013	52247	LAS PALMAS ST	Trash Service	1	\$ 29.94	\$ 29.94	\$ 359.28
CITY OF COACHELLA	778-263-014	52229	LAS PALMAS ST	Trash Service	1	\$ 29.94	\$ 29.94	\$ 359.28
CITY OF COACHELLA	778-263-014	52229	LAS PALMAS ST	Additional Trash	1	\$ 8.47	\$ 8.47	\$ 101.64
CITY OF COACHELLA	778-263-014	52229	LAS PALMAS ST	Trash Service	1	\$ 29.94	\$ 29.94	\$ 359.28
CITY OF COACHELLA	778-263-014	52229	LAS PALMAS ST	Additional Trash	1	\$ 8.47	\$ 8.47	\$ 101.64
CITY OF COACHELLA	778-263-015	52211	LAS PALMAS ST	Trash Service	1	\$ 29.94	\$ 29.94	\$ 359.28
CITY OF COACHELLA	778-263-015	52211	LAS PALMAS ST	Additional Trash	1	\$ 8.47	\$ 8.47	\$ 101.64
CITY OF COACHELLA	778-263-015	52211	LAS PALMAS ST	Trash Service	1	\$ 29.94	\$ 29.94	\$ 359.28
CITY OF COACHELLA	778-263-015	52211	LAS PALMAS ST	Additional Trash	1	\$ 8.47	\$ 8.47	\$ 101.64
CITY OF COACHELLA	778-263-016	52191	LAS PALMAS ST	Trash Service	1	\$ 29.94	\$ 29.94	\$ 359.28
CITY OF COACHELLA	778-263-016	52191	LAS PALMAS ST	Trash Service	1	\$ 29.94	\$ 29.94	\$ 359.28
CITY OF COACHELLA	778-263-017	52173	LAS PALMAS ST	Trash Service	1	\$ 29.94	\$ 29.94	\$ 359.28
CITY OF COACHELLA	778-263-017	52173	LAS PALMAS ST	Additional Trash	1	\$ 8.47	\$ 8.47	\$ 101.64
CITY OF COACHELLA	778-263-017	52173	LAS PALMAS ST	Trash Service	1	\$ 29.94	\$ 29.94	\$ 359.28
CITY OF COACHELLA	778-263-017	52173	LAS PALMAS ST	Additional Trash	1	\$ 8.47	\$ 8.47	\$ 101.64
CITY OF COACHELLA	778-263-018	52155	LAS PALMAS ST	Trash Service	1	\$ 29.94	\$ 29.94	\$ 359.28
CITY OF COACHELLA	778-263-018	52155	LAS PALMAS ST	Trash Service	1	\$ 29.94	\$ 29.94	\$ 359.28
CITY OF COACHELLA	778-263-019	85306	AVE 52	Trash Service	1	\$ 29.94	\$ 29.94	\$ 359.28
CITY OF COACHELLA	778-263-019	85306	AVE 52	Additional Trash	1	\$ 8.47	\$ 8.47	\$ 101.64
CITY OF COACHELLA	778-270-001	52120	SHADY LANE	Trash Service	1	\$ 29.94	\$ 29.94	\$ 359.28
CITY OF COACHELLA	778-270-001	52120	SHADY LANE	Yard Service	1	\$ 10.01	\$ 10.01	\$ 120.12
CITY OF COACHELLA	778-270-002	52138	SHADY LANE	Trash Service	1	\$ 29.94	\$ 29.94	\$ 359.28
CITY OF COACHELLA	778-270-003	52156	SHADY LANE	Trash Service	1	\$ 29.94	\$ 29.94	\$ 359.28
CITY OF COACHELLA	778-270-003	52156	SHADY LANE	Additional Trash	1	\$ 8.47	\$ 8.47	\$ 101.64
CITY OF COACHELLA	778-270-004	52174	SHADY LANE	Trash Service	1	\$ 29.94	\$ 29.94	\$ 359.28
CITY OF COACHELLA	778-270-005	52192	SHADY LANE	Trash Service	1	\$ 29.94	\$ 29.94	\$ 359.28
CITY OF COACHELLA	778-270-006	52212	SHADY LANE	Trash Service	2	\$ 29.94	\$ 59.88	\$ 718.56
CITY OF COACHELLA	778-270-007	52234	SHADY LANE	Trash Service	1	\$ 29.94	\$ 29.94	\$ 359.28
CITY OF COACHELLA	778-270-008	52258	SHADY LANE	Trash Service	1	\$ 29.94	\$ 29.94	\$ 359.28

City of Coachella Final 2022-23 Tax File

Customer Name	Parcel #	Address	Street	Service Level	Units	Monthly Rate	Total Montly Rate	Annual Rate
CITY OF COACHELLA	778-270-009	52280	SHADY LANE	Trash Service	1	\$ 29.94	\$ 29.94	\$ 359.28
CITY OF COACHELLA	778-270-009	52280	SHADY LANE	Additional Trash	1	\$ 8.47	\$ 8.47	\$ 101.64
CITY OF COACHELLA	778-270-010	52296	SHADY LANE	Trash Service	1	\$ 29.94	\$ 29.94	\$ 359.28
CITY OF COACHELLA	778-270-010	52296	SHADY LANE	Additional Trash	1	\$ 8.47	\$ 8.47	\$ 101.64
CITY OF COACHELLA	778-270-011	52316	SHADY LANE	Trash Service	1	\$ 29.94	\$ 29.94	\$ 359.28
CITY OF COACHELLA	778-270-012	52336	SHADY LANE	Trash Service	1	\$ 29.94	\$ 29.94	\$ 359.28
CITY OF COACHELLA	778-270-012	52336	SHADY LANE	Additional Trash	1	\$ 8.47	\$ 8.47	\$ 101.64
CITY OF COACHELLA	778-270-013	52356	SHADY LANE	Trash Service	1	\$ 29.94	\$ 29.94	\$ 359.28
CITY OF COACHELLA	778-270-014	52374	SHADY LANE	Trash Service	1	\$ 29.94	\$ 29.94	\$ 359.28
CITY OF COACHELLA	778-270-015	52390	SHADY LANE	Trash Service	1	\$ 29.94	\$ 29.94	\$ 359.28
CITY OF COACHELLA	778-270-016	52408	SHADY LANE	Trash Service	1	\$ 29.94	\$ 29.94	\$ 359.28
CITY OF COACHELLA	778-270-016	52408	SHADY LANE	Additional Trash	1	\$ 8.47	\$ 8.47	\$ 101.64
CITY OF COACHELLA	778-270-017	52426	SHADY LANE	Trash Service	1	\$ 29.94	\$ 29.94	\$ 359.28
CITY OF COACHELLA	778-270-017	52426	SHADY LANE	Additional Trash	1	\$ 8.47	\$ 8.47	\$ 101.64
CITY OF COACHELLA	778-270-017	52426	SHADY LANE	Additional Recycle	1	\$ 8.47	\$ 8.47	\$ 101.64
CITY OF COACHELLA	778-270-018	52448	SHADY LANE	Trash Service	1	\$ 29.94	\$ 29.94	\$ 359.28
CITY OF COACHELLA	778-270-018	52448	SHADY LANE	Additional Trash	1	\$ 8.47	\$ 8.47	\$ 101.64
CITY OF COACHELLA	778-270-019	52466	SHADY LANE	Trash Service	1	\$ 29.94	\$ 29.94	\$ 359.28
CITY OF COACHELLA	778-270-019	52466	SHADY LANE	Additional Trash	1	\$ 8.47	\$ 8.47	\$ 101.64
CITY OF COACHELLA	778-270-020	52488	SHADY LANE	Trash Service	1	\$ 29.94	\$ 29.94	\$ 359.28
CITY OF COACHELLA	778-270-020	52488	SHADY LANE	Additional Trash	1	\$ 8.47	\$ 8.47	\$ 101.64
CITY OF COACHELLA	778-271-001	52119	SHADY LANE	Trash Service	1	\$ 29.94	\$ 29.94	\$ 359.28
CITY OF COACHELLA	778-271-001	52119	SHADY LANE	Additional Trash	1	\$ 8.47	\$ 8.47	\$ 101.64
CITY OF COACHELLA	778-271-002	52137	SHADY LANE	Trash Service	1	\$ 29.94	\$ 29.94	\$ 359.28
CITY OF COACHELLA	778-271-003	52155	SHADY LANE	Trash Service	1	\$ 29.94	\$ 29.94	\$ 359.28
CITY OF COACHELLA	778-271-004	52173	SHADY LANE	Trash Service	1	\$ 29.94	\$ 29.94	\$ 359.28
CITY OF COACHELLA	778-271-005	52191	SHADY LANE	Trash Service	1	\$ 29.94	\$ 29.94	\$ 359.28
CITY OF COACHELLA	778-271-006	52211	SHADY LANE	Trash Service	1	\$ 29.94	\$ 29.94	\$ 359.28
CITY OF COACHELLA	778-271-007	52233	SHADY LANE	Trash Service	1	\$ 29.94	\$ 29.94	\$ 359.28
CITY OF COACHELLA	778-271-008	52257	SHADY LANE	Trash Service	1	\$ 29.94	\$ 29.94	\$ 359.28
CITY OF COACHELLA	778-271-009	52279	SHADY LANE	Trash Service	1	\$ 29.94	\$ 29.94	\$ 359.28
CITY OF COACHELLA	778-271-010	52295	SHADY LANE	Trash Service	1	\$ 29.94	\$ 29.94	\$ 359.28
CITY OF COACHELLA	778-271-011	52317	SHADY LANE	Trash Service	1	\$ 29.94	\$ 29.94	\$ 359.28
CITY OF COACHELLA	778-271-011	52317	SHADY LANE	Additional Trash	1	\$ 8.47	\$ 8.47	\$ 101.64
CITY OF COACHELLA	778-271-012	52335	SHADY LANE	Trash Service	1	\$ 29.94	\$ 29.94	\$ 359.28
CITY OF COACHELLA	778-271-012	52335	SHADY LANE	Additional Trash	1	\$ 8.47	\$ 8.47	\$ 101.64
CITY OF COACHELLA	778-271-013	52355	SHADY LANE	Trash Service	1	\$ 29.94	\$ 29.94	\$ 359.28
CITY OF COACHELLA	778-271-014	52371	SHADY LANE	Trash Service	1	\$ 29.94	\$ 29.94	\$ 359.28
CITY OF COACHELLA	778-271-015	52391	SHADY LANE	Trash Service	1	\$ 29.94	\$ 29.94	\$ 359.28
CITY OF COACHELLA	778-271-016	52409	SHADY LANE	Trash Service	1	\$ 29.94	\$ 29.94	\$ 359.28

City of Coachella Final 2022-23 Tax File

Customer Name	Parcel #	Address	Street	Service Level	Units	Monthly Rate	Total Montly Rate	Annual Rate
CITY OF COACHELLA	778-271-017	52427	SHADY LANE	Trash Service	1	\$ 29.94	\$ 29.94	\$ 359.28
CITY OF COACHELLA	778-271-017	52427	SHADY LANE	Additional Trash	1	\$ 8.47	\$ 8.47	\$ 101.64
CITY OF COACHELLA	778-271-018	52447	SHADY LANE	Trash Service	1	\$ 29.94	\$ 29.94	\$ 359.28
CITY OF COACHELLA	778-271-019	52465	SHADY LANE	Trash Service	1	\$ 29.94	\$ 29.94	\$ 359.28
CITY OF COACHELLA	778-271-020	52487	SHADY LANE	Trash Service	1	\$ 29.94	\$ 29.94	\$ 359.28
CITY OF COACHELLA	778-271-021	85456	AVE 52	Trash Service	1	\$ 29.94	\$ 29.94	\$ 359.28
CITY OF COACHELLA	778-271-021	85456	AVE 52	Additional Recycle	1	\$ 8.47	\$ 8.47	\$ 101.64
CITY OF COACHELLA	778-271-022	52138	CYPRESS ST	Trash Service	1	\$ 29.94	\$ 29.94	\$ 359.28
CITY OF COACHELLA	778-271-023	52156	CYPRESS ST	Trash Service	1	\$ 29.94	\$ 29.94	\$ 359.28
CITY OF COACHELLA	778-271-024	52174	CYPRESS ST	Trash Service	1	\$ 29.94	\$ 29.94	\$ 359.28
CITY OF COACHELLA	778-271-025	52192	CYPRESS ST	Trash Service	1	\$ 29.94	\$ 29.94	\$ 359.28
CITY OF COACHELLA	778-271-026	52212	CYPRESS ST	Trash Service	1	\$ 29.94	\$ 29.94	\$ 359.28
CITY OF COACHELLA	778-271-026	52212	CYPRESS ST	Additional Trash	1	\$ 8.47	\$ 8.47	\$ 101.64
CITY OF COACHELLA	778-271-027	52234	CYPRESS ST	Trash Service	1	\$ 29.94	\$ 29.94	\$ 359.28
CITY OF COACHELLA	778-271-027	52234	CYPRESS ST	Additional Trash	1	\$ 8.47	\$ 8.47	\$ 101.64
CITY OF COACHELLA	778-271-028	52258	CYPRESS ST	Trash Service	1	\$ 29.94	\$ 29.94	\$ 359.28
CITY OF COACHELLA	778-271-029	52280	CYPRESS ST	Trash Service	1	\$ 29.94	\$ 29.94	\$ 359.28
CITY OF COACHELLA	778-271-030	52296	CYPRESS ST	Trash Service	1	\$ 29.94	\$ 29.94	\$ 359.28
CITY OF COACHELLA	778-271-031	52316	CYPRESS ST	Trash Service	1	\$ 29.94	\$ 29.94	\$ 359.28
CITY OF COACHELLA	778-271-032	52336	CYPRESS ST	Trash Service	1	\$ 29.94	\$ 29.94	\$ 359.28
CITY OF COACHELLA	778-271-033	52356	CYPRESS ST	Trash Service	1	\$ 29.94	\$ 29.94	\$ 359.28
CITY OF COACHELLA	778-271-034	52374	CYPRESS ST	Trash Service	1	\$ 29.94	\$ 29.94	\$ 359.28
CITY OF COACHELLA	778-271-034	52374	CYPRESS ST	Additional Trash	1	\$ 8.47	\$ 8.47	\$ 101.64
CITY OF COACHELLA	778-271-034	52374	CYPRESS ST	Additional Recycle	1	\$ 8.47	\$ 8.47	\$ 101.64
CITY OF COACHELLA	778-271-035	52390	CYPRESS ST	Trash Service	1	\$ 29.94	\$ 29.94	\$ 359.28
CITY OF COACHELLA	778-271-036	52408	CYPRESS ST	Trash Service	1	\$ 29.94	\$ 29.94	\$ 359.28
CITY OF COACHELLA	778-271-037	52426	CYPRESS ST	Trash Service	1	\$ 29.94	\$ 29.94	\$ 359.28
CITY OF COACHELLA	778-271-037	52426	CYPRESS ST	Additional Trash	1	\$ 8.47	\$ 8.47	\$ 101.64
CITY OF COACHELLA	778-271-038	52448	CYPRESS ST	Trash Service	1	\$ 29.94	\$ 29.94	\$ 359.28
CITY OF COACHELLA	778-271-038	52448	CYPRESS ST	Additional Trash	1	\$ 8.47	\$ 8.47	\$ 101.64
CITY OF COACHELLA	778-271-039	52466	CYPRESS ST	Trash Service	1	\$ 29.94	\$ 29.94	\$ 359.28
CITY OF COACHELLA	778-271-039	52466	CYPRESS ST	Additional Trash	1	\$ 8.47	\$ 8.47	\$ 101.64
CITY OF COACHELLA	778-271-040	52488	CYPRESS ST	Trash Service	1	\$ 29.94	\$ 29.94	\$ 359.28
CITY OF COACHELLA	778-271-040	52488	CYPRESS ST	Additional Trash	1	\$ 8.47	\$ 8.47	\$ 101.64
CITY OF COACHELLA	778-272-001	85446	AVE 52	Trash Service	1	\$ 29.94	\$ 29.94	\$ 359.28
CITY OF COACHELLA	778-272-002	52137	CYPRESS ST	Trash Service	1	\$ 29.94	\$ 29.94	\$ 359.28
CITY OF COACHELLA	778-272-002	52137	CYPRESS ST	Additional Trash	1	\$ 8.47	\$ 8.47	\$ 101.64
CITY OF COACHELLA	778-272-003	52155	CYPRESS ST	Trash Service	1	\$ 29.94	\$ 29.94	\$ 359.28
CITY OF COACHELLA	778-272-003	52155	CYPRESS ST	Additional Trash	1	\$ 8.47	\$ 8.47	\$ 101.64
CITY OF COACHELLA	778-272-004	52173	CYPRESS ST	Trash Service	1	\$ 29.94	\$ 29.94	\$ 359.28

City of Coachella Final 2022-23 Tax File

Customer Name	Parcel #	Address	Street	Service Level	Units	Monthly Rate	Total Montly Rate	Annual Rate
CITY OF COACHELLA	778-272-005	52191	CYPRESS ST	Trash Service	1	\$ 29.94	\$ 29.94	\$ 359.28
CITY OF COACHELLA	778-272-005	52191	CYPRESS ST	Additional Trash	1	\$ 8.47	\$ 8.47	\$ 101.64
CITY OF COACHELLA	778-272-006	52211	CYPRESS ST	Trash Service	1	\$ 29.94	\$ 29.94	\$ 359.28
CITY OF COACHELLA	778-272-007	52233	CYPRESS ST	Trash Service	1	\$ 29.94	\$ 29.94	\$ 359.28
CITY OF COACHELLA	778-272-008	52257	CYPRESS ST	Trash Service	1	\$ 29.94	\$ 29.94	\$ 359.28
CITY OF COACHELLA	778-272-009	52279	CYPRESS ST	Trash Service	1	\$ 29.94	\$ 29.94	\$ 359.28
CITY OF COACHELLA	778-272-010	52295	CYPRESS ST	Trash Service	1	\$ 29.94	\$ 29.94	\$ 359.28
CITY OF COACHELLA	778-272-011	52317	CYPRESS ST	Trash Service	1	\$ 29.94	\$ 29.94	\$ 359.28
CITY OF COACHELLA	778-272-011	52317	CYPRESS ST	Additional Trash	1	\$ 8.47	\$ 8.47	\$ 101.64
CITY OF COACHELLA	778-272-012	52335	CYPRESS ST	Trash Service	1	\$ 29.94	\$ 29.94	\$ 359.28
CITY OF COACHELLA	778-272-013	52355	CYPRESS ST	Trash Service	1	\$ 29.94	\$ 29.94	\$ 359.28
CITY OF COACHELLA	778-272-013	52355	CYPRESS ST	Additional Trash	1	\$ 8.47	\$ 8.47	\$ 101.64
CITY OF COACHELLA	778-272-014	52371	CYPRESS ST	Trash Service	1	\$ 29.94	\$ 29.94	\$ 359.28
CITY OF COACHELLA	778-272-014	52371	CYPRESS ST	Additional Trash	1	\$ 8.47	\$ 8.47	\$ 101.64
CITY OF COACHELLA	778-272-015	52391	CYPRESS ST	Trash Service	1	\$ 29.94	\$ 29.94	\$ 359.28
CITY OF COACHELLA	778-272-015	52391	CYPRESS ST	Additional Trash	1	\$ 8.47	\$ 8.47	\$ 101.64
CITY OF COACHELLA	778-272-016	52409	CYPRESS ST	Trash Service	1	\$ 29.94	\$ 29.94	\$ 359.28
CITY OF COACHELLA	778-272-017	52427	CYPRESS ST	Trash Service	1	\$ 29.94	\$ 29.94	\$ 359.28
CITY OF COACHELLA	778-272-017	52427	CYPRESS ST	Additional Trash	1	\$ 8.47	\$ 8.47	\$ 101.64
CITY OF COACHELLA	778-272-018	52447	CYPRESS ST	Trash Service	1	\$ 29.94	\$ 29.94	\$ 359.28
CITY OF COACHELLA	778-272-018	52447	CYPRESS ST	Additional Trash	1	\$ 8.47	\$ 8.47	\$ 101.64
CITY OF COACHELLA	778-272-019	52465	CYPRESS ST	Trash Service	1	\$ 29.94	\$ 29.94	\$ 359.28
CITY OF COACHELLA	778-272-019	52465	CYPRESS ST	Additional Trash	1	\$ 8.47	\$ 8.47	\$ 101.64
CITY OF COACHELLA	778-272-020	52487	CYPRESS ST	Trash Service	1	\$ 29.94	\$ 29.94	\$ 359.28
CITY OF COACHELLA	778-290-001	52996	LEE LANE	Trash Service	1	\$ 29.94	\$ 29.94	\$ 359.28
CITY OF COACHELLA	778-290-002	52978	LEE LANE	Trash Service	1	\$ 29.94	\$ 29.94	\$ 359.28
CITY OF COACHELLA	778-290-003	52950	LEE LANE	Trash Service	1	\$ 29.94	\$ 29.94	\$ 359.28
CITY OF COACHELLA	778-290-004	52932	LEE LANE	Trash Service	1	\$ 29.94	\$ 29.94	\$ 359.28
CITY OF COACHELLA	778-290-005	52920	LEE LANE	Trash Service	1	\$ 29.94	\$ 29.94	\$ 359.28
CITY OF COACHELLA	778-290-005	52920	LEE LANE	Additional Trash	1	\$ 8.47	\$ 8.47	\$ 101.64
CITY OF COACHELLA	778-290-006	52896	LEE LANE	Trash Service	1	\$ 29.94	\$ 29.94	\$ 359.28
CITY OF COACHELLA	778-290-007	52876	LEE LANE	Trash Service	1	\$ 29.94	\$ 29.94	\$ 359.28
CITY OF COACHELLA	778-290-008	52850	LEE LANE	Trash Service	1	\$ 29.94	\$ 29.94	\$ 359.28
CITY OF COACHELLA	778-290-009	52832	LEE LANE	Trash Service	1	\$ 29.94	\$ 29.94	\$ 359.28
CITY OF COACHELLA	778-290-010	52820	LEE LANE	Trash Service	1	\$ 29.94	\$ 29.94	\$ 359.28
CITY OF COACHELLA	778-290-011	52821	LEE LANE	Trash Service	1	\$ 29.94	\$ 29.94	\$ 359.28
CITY OF COACHELLA	778-290-012	52833	LEE LANE	Trash Service	1	\$ 29.94	\$ 29.94	\$ 359.28
CITY OF COACHELLA	778-290-013	52851	LEE LANE	Trash Service	1	\$ 29.94	\$ 29.94	\$ 359.28
CITY OF COACHELLA	778-290-013	52851	LEE LANE	Additional Trash	1	\$ 8.47	\$ 8.47	\$ 101.64
CITY OF COACHELLA	778-290-013	52851	LEE LANE	Additional Recycle	1	\$ 8.47	\$ 8.47	\$ 101.64

City of Coachella Final 2022-23 Tax File

Customer Name	Parcel #	Address	Street	Service Level	Units	Monthly Rate	Total Montly Rate	Annual Rate
CITY OF COACHELLA	778-290-014	52877	LEE LANE	Trash Service	1	\$ 29.94	\$ 29.94	\$ 359.28
CITY OF COACHELLA	778-290-015	52895	LEE LANE	Trash Service	1	\$ 29.94	\$ 29.94	\$ 359.28
CITY OF COACHELLA	778-290-016	52921	LEE LANE	Trash Service	1	\$ 29.94	\$ 29.94	\$ 359.28
CITY OF COACHELLA	778-290-017	52933	LEE LANE	Trash Service	1	\$ 29.94	\$ 29.94	\$ 359.28
CITY OF COACHELLA	778-290-017	52933	LEE LANE	Additional Trash	1	\$ 8.47	\$ 8.47	\$ 101.64
CITY OF COACHELLA	778-290-018	52951	LEE LANE	Trash Service	1	\$ 29.94	\$ 29.94	\$ 359.28
CITY OF COACHELLA	778-290-018	52951	LEE LANE	Additional Trash	1	\$ 8.47	\$ 8.47	\$ 101.64
CITY OF COACHELLA	778-290-019	52977	LEE LANE	Trash Service	1	\$ 29.94	\$ 29.94	\$ 359.28
CITY OF COACHELLA	778-290-019	52977	LEE LANE	Additional Trash	1	\$ 8.47	\$ 8.47	\$ 101.64
CITY OF COACHELLA	778-290-020	52995	LEE LANE	Trash Service	1	\$ 29.94	\$ 29.94	\$ 359.28
CITY OF COACHELLA	778-290-021	52998	ADAM LANE	Trash Service	1	\$ 29.94	\$ 29.94	\$ 359.28
CITY OF COACHELLA	778-290-022	52976	ADAM LANE	Trash Service	1	\$ 29.94	\$ 29.94	\$ 359.28
CITY OF COACHELLA	778-290-022	52976	ADAM LANE	Additional Trash	1	\$ 8.47	\$ 8.47	\$ 101.64
CITY OF COACHELLA	778-290-023	52952	ADAM LANE	Trash Service	1	\$ 29.94	\$ 29.94	\$ 359.28
CITY OF COACHELLA	778-290-023	52952	ADAM LANE	Additional Trash	1	\$ 8.47	\$ 8.47	\$ 101.64
CITY OF COACHELLA	778-290-024	52930	ADAM LANE	Trash Service	1	\$ 29.94	\$ 29.94	\$ 359.28
CITY OF COACHELLA	778-290-024	52930	ADAM LANE	Additional Green	1	\$ 8.47	\$ 8.47	\$ 101.64
CITY OF COACHELLA	778-290-025	52920	ADAM LANE	Trash Service	1	\$ 29.94	\$ 29.94	\$ 359.28
CITY OF COACHELLA	778-290-025	52920	ADAM LANE	Additional Trash	1	\$ 8.47	\$ 8.47	\$ 101.64
CITY OF COACHELLA	778-290-026	52898	ADAM LANE	Trash Service	1	\$ 29.94	\$ 29.94	\$ 359.28
CITY OF COACHELLA	778-290-027	52876	ADAM LANE	Trash Service	1	\$ 29.94	\$ 29.94	\$ 359.28
CITY OF COACHELLA	778-290-028	52852	ADAM LANE	Trash Service	1	\$ 29.94	\$ 29.94	\$ 359.28
CITY OF COACHELLA	778-290-028	52852	ADAM LANE	Additional Trash	1	\$ 8.47	\$ 8.47	\$ 101.64
CITY OF COACHELLA	778-290-029	52830	ADAM LANE	Trash Service	1	\$ 29.94	\$ 29.94	\$ 359.28
CITY OF COACHELLA	778-290-029	52830	ADAM LANE	Additional Trash	1	\$ 8.47	\$ 8.47	\$ 101.64
CITY OF COACHELLA	778-290-030	52820	ADAM LANE	Trash Service	1	\$ 29.94	\$ 29.94	\$ 359.28
CITY OF COACHELLA	778-290-030	52820	ADAM LANE	Additional Green	1	\$ 8.47	\$ 8.47	\$ 101.64
CITY OF COACHELLA	778-290-031	52819	ADAM LANE	Trash Service	1	\$ 29.94	\$ 29.94	\$ 359.28
CITY OF COACHELLA	778-290-031	52819	ADAM LANE	Additional Green	1	\$ 8.47	\$ 8.47	\$ 101.64
CITY OF COACHELLA	778-290-032	52831	ADAM LANE	Trash Service	1	\$ 29.94	\$ 29.94	\$ 359.28
CITY OF COACHELLA	778-290-033	52853	ADAM LANE	Trash Service	1	\$ 29.94	\$ 29.94	\$ 359.28
CITY OF COACHELLA	778-290-034	52875	ADAM LANE	Trash Service	1	\$ 29.94	\$ 29.94	\$ 359.28
CITY OF COACHELLA	778-290-034	52875	ADAM LANE	Additional Trash	1	\$ 8.47	\$ 8.47	\$ 101.64
CITY OF COACHELLA	778-290-034	52875	ADAM LANE	Additional Recycle	1	\$ 8.47	\$ 8.47	\$ 101.64
CITY OF COACHELLA	778-290-035	52897	ADAM LANE	Trash Service	1	\$ 29.94	\$ 29.94	\$ 359.28
CITY OF COACHELLA	778-290-035	52897	ADAM LANE	Additional Trash	1	\$ 8.47	\$ 8.47	\$ 101.64
CITY OF COACHELLA	778-290-035	52897	ADAM LANE	Additional Recycle	1	\$ 8.47	\$ 8.47	\$ 101.64
CITY OF COACHELLA	778-290-036	52919	ADAM LANE	Trash Service	1	\$ 29.94	\$ 29.94	\$ 359.28
CITY OF COACHELLA	778-290-036	52919	ADAM LANE	Additional Green	1	\$ 8.47	\$ 8.47	\$ 101.64
CITY OF COACHELLA	778-290-037	52931	ADAM LANE	Trash Service	1	\$ 29.94	\$ 29.94	\$ 359.28

City of Coachella Final 2022-23 Tax File

Customer Name	Parcel #	Address	Street	Service Level	Units	Monthly Rate	Total Montly Rate	Annual Rate
CITY OF COACHELLA	778-290-038	52953	ADAM LANE	Trash Service	1	\$ 29.94	\$ 29.94	\$ 359.28
CITY OF COACHELLA	778-290-039	52975	ADAM LANE	Trash Service	1	\$ 29.94	\$ 29.94	\$ 359.28
CITY OF COACHELLA	778-290-039	52975	ADAM LANE	Additional Trash	1	\$ 8.47	\$ 8.47	\$ 101.64
CITY OF COACHELLA	778-290-040	52997	ADAM LANE	Trash Service	1	\$ 29.94	\$ 29.94	\$ 359.28
CITY OF COACHELLA	778-300-001	85352	HEATHER LANE	Trash Service	1	\$ 29.94	\$ 29.94	\$ 359.28
CITY OF COACHELLA	778-300-002	85366	HEATHER LANE	Trash Service	1	\$ 29.94	\$ 29.94	\$ 359.28
CITY OF COACHELLA	778-300-002	85366	HEATHER LANE	Additional Trash	1	\$ 8.47	\$ 8.47	\$ 101.64
CITY OF COACHELLA	778-300-003	85382	HEATHER LANE	Trash Service	1	\$ 29.94	\$ 29.94	\$ 359.28
CITY OF COACHELLA	778-300-004	85402	HEATHER LANE	Trash Service	1	\$ 29.94	\$ 29.94	\$ 359.28
CITY OF COACHELLA	778-300-005	85416	HEATHER LANE	Trash Service	1	\$ 29.94	\$ 29.94	\$ 359.28
CITY OF COACHELLA	778-300-005	85416	HEATHER LANE	Additional Trash	1	\$ 8.47	\$ 8.47	\$ 101.64
CITY OF COACHELLA	778-300-006	85422	HEATHER LANE	Trash Service	1	\$ 29.94	\$ 29.94	\$ 359.28
CITY OF COACHELLA	778-300-006	85422	HEATHER LANE	Additional Trash	1	\$ 8.47	\$ 8.47	\$ 101.64
CITY OF COACHELLA	778-300-007	85428	HEATHER LANE	Trash Service	1	\$ 29.94	\$ 29.94	\$ 359.28
CITY OF COACHELLA	778-300-007	85428	HEATHER LANE	Additional Trash	1	\$ 8.47	\$ 8.47	\$ 101.64
CITY OF COACHELLA	778-300-008	85434	HEATHER LANE	Trash Service	1	\$ 29.94	\$ 29.94	\$ 359.28
CITY OF COACHELLA	778-300-008	85434	HEATHER LANE	Additional Trash	1	\$ 8.47	\$ 8.47	\$ 101.64
CITY OF COACHELLA	778-300-009	85440	HEATHER LANE	Trash Service	1	\$ 29.94	\$ 29.94	\$ 359.28
CITY OF COACHELLA	778-300-010	85446	HEATHER LANE	Trash Service	1	\$ 29.94	\$ 29.94	\$ 359.28
CITY OF COACHELLA	778-300-010	85446	HEATHER LANE	Additional Trash	1	\$ 8.47	\$ 8.47	\$ 101.64
CITY OF COACHELLA	778-300-011	85452	HEATHER LANE	Trash Service	1	\$ 29.94	\$ 29.94	\$ 359.28
CITY OF COACHELLA	778-300-011	85452	HEATHER LANE	Additional Trash	1	\$ 8.47	\$ 8.47	\$ 101.64
CITY OF COACHELLA	778-300-012	85458	HEATHER LANE	Trash Service	1	\$ 29.94	\$ 29.94	\$ 359.28
CITY OF COACHELLA	778-300-012	85458	HEATHER LANE	Additional Trash	1	\$ 8.47	\$ 8.47	\$ 101.64
CITY OF COACHELLA	778-300-012	85458	HEATHER LANE	Additional Recycle	1	\$ 8.47	\$ 8.47	\$ 101.64
CITY OF COACHELLA	778-300-013	85468	HEATHER LANE	Trash Service	1	\$ 29.94	\$ 29.94	\$ 359.28
CITY OF COACHELLA	778-300-013	85468	HEATHER LANE	Additional Trash	1	\$ 8.47	\$ 8.47	\$ 101.64
CITY OF COACHELLA	778-300-014	85469	VALENCIA LANE	Trash Service	1	\$ 29.94	\$ 29.94	\$ 359.28
CITY OF COACHELLA	778-300-015	85457	VALENCIA LANE	Trash Service	1	\$ 29.94	\$ 29.94	\$ 359.28
CITY OF COACHELLA	778-300-015	85457	VALENCIA LANE	Additional Trash	1	\$ 8.47	\$ 8.47	\$ 101.64
CITY OF COACHELLA	778-300-016	85451	VALENCIA LANE	Trash Service	1	\$ 29.94	\$ 29.94	\$ 359.28
CITY OF COACHELLA	778-300-017	85445	VALENCIA LANE	Trash Service	1	\$ 29.94	\$ 29.94	\$ 359.28
CITY OF COACHELLA	778-300-017	85445	VALENCIA LANE	Additional Trash	1	\$ 8.47	\$ 8.47	\$ 101.64
CITY OF COACHELLA	778-300-018	85439	VALENCIA LANE	Trash Service	1	\$ 29.94	\$ 29.94	\$ 359.28
CITY OF COACHELLA	778-300-018	85439	VALENCIA LANE	Additional Trash	1	\$ 8.47	\$ 8.47	\$ 101.64
CITY OF COACHELLA	778-300-019	85433	VALENCIA LANE	Trash Service	1	\$ 29.94	\$ 29.94	\$ 359.28
CITY OF COACHELLA	778-300-019	85433	VALENCIA LANE	Additional Recycle	1	\$ 8.47	\$ 8.47	\$ 101.64
CITY OF COACHELLA	778-300-020	85427	VALENCIA LANE	Trash Service	1	\$ 29.94	\$ 29.94	\$ 359.28
CITY OF COACHELLA	778-300-020	85427	VALENCIA LANE	Additional Trash	1	\$ 8.47	\$ 8.47	\$ 101.64
CITY OF COACHELLA	778-300-021	85421	VALENCIA LANE	Trash Service	1	\$ 29.94	\$ 29.94	\$ 359.28

City of Coachella Final 2022-23 Tax File

Customer Name	Parcel #	Address	Street	Service Level	Units	Monthly Rate	Total Montly Rate	Annual Rate
CITY OF COACHELLA	778-300-022	85415	VALENCIA LANE	Trash Service	1	\$ 29.94	\$ 29.94	\$ 359.28
CITY OF COACHELLA	778-300-023	85409	VALENCIA LANE	Trash Service	1	\$ 29.94	\$ 29.94	\$ 359.28
CITY OF COACHELLA	778-300-023	85409	VALENCIA LANE	Additional Trash	1	\$ 8.47	\$ 8.47	\$ 101.64
CITY OF COACHELLA	778-300-024	85403	VALENCIA LANE	Trash Service	1	\$ 29.94	\$ 29.94	\$ 359.28
CITY OF COACHELLA	778-300-025	85402	VALENCIA LANE	Trash Service	1	\$ 29.94	\$ 29.94	\$ 359.28
CITY OF COACHELLA	778-300-025	85402	VALENCIA LANE	Additional Trash	1	\$ 8.47	\$ 8.47	\$ 101.64
CITY OF COACHELLA	778-300-026	85410	VALENCIA LANE	Trash Service	1	\$ 29.94	\$ 29.94	\$ 359.28
CITY OF COACHELLA	778-300-027	85416	VALENCIA LANE	Trash Service	1	\$ 29.94	\$ 29.94	\$ 359.28
CITY OF COACHELLA	778-300-027	85416	VALENCIA LANE	Additional Trash	1	\$ 8.47	\$ 8.47	\$ 101.64
CITY OF COACHELLA	778-300-028	85422	VALENCIA LANE	Trash Service	1	\$ 29.94	\$ 29.94	\$ 359.28
CITY OF COACHELLA	778-300-028	85422	VALENCIA LANE	Additional Trash	1	\$ 8.47	\$ 8.47	\$ 101.64
CITY OF COACHELLA	778-300-029	85428	VALENCIA LANE	Trash Service	1	\$ 29.94	\$ 29.94	\$ 359.28
CITY OF COACHELLA	778-300-029	85428	VALENCIA LANE	Additional Trash	1	\$ 8.47	\$ 8.47	\$ 101.64
CITY OF COACHELLA	778-300-030	85434	VALENCIA LANE	Trash Service	1	\$ 29.94	\$ 29.94	\$ 359.28
CITY OF COACHELLA	778-300-031	85433	VALLEY ROAD	Trash Service	1	\$ 29.94	\$ 29.94	\$ 359.28
CITY OF COACHELLA	778-300-032	85427	VALLEY ROAD	Trash Service	1	\$ 29.94	\$ 29.94	\$ 359.28
CITY OF COACHELLA	778-300-033	85421	VALLEY ROAD	Trash Service	1	\$ 29.94	\$ 29.94	\$ 359.28
CITY OF COACHELLA	778-300-034	85415	VALLEY ROAD	Trash Service	1	\$ 29.94	\$ 29.94	\$ 359.28
CITY OF COACHELLA	778-300-035	85403	VALLEY ROAD	Trash Service	1	\$ 29.94	\$ 29.94	\$ 359.28
CITY OF COACHELLA	778-300-035	85403	VALLEY ROAD	Additional Trash	1	\$ 8.47	\$ 8.47	\$ 101.64
CITY OF COACHELLA	778-300-036	85383	VALLEY ROAD	Trash Service	1	\$ 29.94	\$ 29.94	\$ 359.28
CITY OF COACHELLA	778-300-036	85383	VALLEY ROAD	Additional Trash	1	\$ 8.47	\$ 8.47	\$ 101.64
CITY OF COACHELLA	778-300-037	85367	VALLEY ROAD	Trash Service	1	\$ 29.94	\$ 29.94	\$ 359.28
CITY OF COACHELLA	778-300-038	85351	VALLEY ROAD	Trash Service	1	\$ 29.94	\$ 29.94	\$ 359.28
CITY OF COACHELLA	778-300-039	52500	OASIS PALMS AVE	Trash Service	1	\$ 29.94	\$ 29.94	\$ 359.28
CITY OF COACHELLA	778-300-040	52550	OASIS PALMS AVE	Trash Service	1	\$ 29.94	\$ 29.94	\$ 359.28
CITY OF COACHELLA	778-300-041	52600	OASIS PALMS AVE	Trash Service	1	\$ 29.94	\$ 29.94	\$ 359.28
CITY OF COACHELLA	778-300-042	52650	OASIS PALMS AVE	Trash Service	1	\$ 29.94	\$ 29.94	\$ 359.28
CITY OF COACHELLA	778-300-043	52700	OASIS PALMS AVE	Trash Service	1	\$ 29.94	\$ 29.94	\$ 359.28
CITY OF COACHELLA	778-300-043	52700	OASIS PALMS AVE	Additional Trash	1	\$ 8.47	\$ 8.47	\$ 101.64
CITY OF COACHELLA	778-301-001	85495	VALLEY ROAD	Trash Service	1	\$ 29.94	\$ 29.94	\$ 359.28
CITY OF COACHELLA	778-301-001	85495	VALLEY ROAD	Additional Trash	1	\$ 8.47	\$ 8.47	\$ 101.64
CITY OF COACHELLA	778-301-002	85481	VALLEY ROAD	Trash Service	1	\$ 29.94	\$ 29.94	\$ 359.28
CITY OF COACHELLA	778-301-003	85469	VALLEY ROAD	Trash Service	1	\$ 29.94	\$ 29.94	\$ 359.28
CITY OF COACHELLA	778-301-003	85469	VALLEY ROAD	Additional Trash	1	\$ 8.47	\$ 8.47	\$ 101.64
CITY OF COACHELLA	778-301-004	85457	VALLEY ROAD	Trash Service	1	\$ 29.94	\$ 29.94	\$ 359.28
CITY OF COACHELLA	778-301-005	52500	CYPRESS ST	Trash Service	1	\$ 29.94	\$ 29.94	\$ 359.28
CITY OF COACHELLA	778-301-006	52530	CYPRESS ST	Trash Service	1	\$ 29.94	\$ 29.94	\$ 359.28
CITY OF COACHELLA	778-301-007	52560	CYPRESS ST	Trash Service	1	\$ 29.94	\$ 29.94	\$ 359.28
CITY OF COACHELLA	778-301-008	52590	CYPRESS ST	Trash Service	1	\$ 29.94	\$ 29.94	\$ 359.28

City of Coachella Final 2022-23 Tax File

Customer Name	Parcel #	Address	Street	Service Level	Units	Monthly Rate	Total Montly Rate	Annual Rate
CITY OF COACHELLA	778-301-008	52590	CYPRESS ST	Additional Trash	1	\$ 8.47	\$ 8.47	\$ 101.64
CITY OF COACHELLA	778-301-009	85458	VALENCIA LANE	Trash Service	1	\$ 29.94	\$ 29.94	\$ 359.28
CITY OF COACHELLA	778-301-009	85458	VALENCIA LANE	Additional Trash	1	\$ 8.47	\$ 8.47	\$ 101.64
CITY OF COACHELLA	778-301-010	85470	VALENCIA LANE	Trash Service	1	\$ 29.94	\$ 29.94	\$ 359.28
CITY OF COACHELLA	778-301-011	85480	VALENCIA LANE	Trash Service	1	\$ 29.94	\$ 29.94	\$ 359.28
CITY OF COACHELLA	778-301-011	85480	AVE ALEENAH	Trash Service	1	\$ 29.94	\$ 29.94	\$ 359.28
CITY OF COACHELLA	778-301-012	52596	SHADY LANE	Trash Service	1	\$ 29.94	\$ 29.94	\$ 359.28
CITY OF COACHELLA	778-301-013	52600	SHADY LANE	Trash Service	1	\$ 29.94	\$ 29.94	\$ 359.28
CITY OF COACHELLA	778-301-014	52650	SHADY LANE	Trash Service	1	\$ 29.94	\$ 29.94	\$ 359.28
CITY OF COACHELLA	778-301-015	52700	SHADY LANE	Trash Service	1	\$ 29.94	\$ 29.94	\$ 359.28
CITY OF COACHELLA	778-301-016	52712	SHADY LANE	Trash Service	1	\$ 29.94	\$ 29.94	\$ 359.28
CITY OF COACHELLA	778-301-017	52724	SHADY LANE	Trash Service	1	\$ 29.94	\$ 29.94	\$ 359.28
CITY OF COACHELLA	778-301-018	52736	SHADY LANE	Trash Service	1	\$ 29.94	\$ 29.94	\$ 359.28
CITY OF COACHELLA	778-301-018	52736	SHADY LANE	Additional Trash	1	\$ 8.47	\$ 8.47	\$ 101.64
CITY OF COACHELLA	778-301-019	52750	SHADY LANE	Trash Service	1	\$ 29.94	\$ 29.94	\$ 359.28
CITY OF COACHELLA	778-301-019	52750	SHADY LANE	Additional Trash	1	\$ 8.47	\$ 8.47	\$ 101.64
CITY OF COACHELLA	778-302-001	85469	HEATHER LANE	Trash Service	1	\$ 29.94	\$ 29.94	\$ 359.28
CITY OF COACHELLA	778-302-002	85457	HEATHER LANE	Trash Service	1	\$ 29.94	\$ 29.94	\$ 359.28
CITY OF COACHELLA	778-302-002	85457	HEATHER LANE	Additional Trash	1	\$ 8.47	\$ 8.47	\$ 101.64
CITY OF COACHELLA	778-302-003	85451	HEATHER LANE	Trash Service	1	\$ 29.94	\$ 29.94	\$ 359.28
CITY OF COACHELLA	778-302-003	85451	HEATHER LANE	Additional Trash	1	\$ 8.47	\$ 8.47	\$ 101.64
CITY OF COACHELLA	778-302-004	85445	HEATHER LANE	Trash Service	1	\$ 29.94	\$ 29.94	\$ 359.28
CITY OF COACHELLA	778-302-005	85439	HEATHER LANE	Trash Service	1	\$ 29.94	\$ 29.94	\$ 359.28
CITY OF COACHELLA	778-302-005	85439	HEATHER LANE	Additional Trash	1	\$ 8.47	\$ 8.47	\$ 101.64
CITY OF COACHELLA	778-302-006	85433	HEATHER LANE	Trash Service	1	\$ 29.94	\$ 29.94	\$ 359.28
CITY OF COACHELLA	778-302-007	85427	HEATHER LANE	Trash Service	1	\$ 29.94	\$ 29.94	\$ 359.28
CITY OF COACHELLA	778-302-007	85427	HEATHER LANE	Additional Trash	1	\$ 8.47	\$ 8.47	\$ 101.64
CITY OF COACHELLA	778-302-008	85421	HEATHER LANE	Trash Service	1	\$ 29.94	\$ 29.94	\$ 359.28
CITY OF COACHELLA	778-302-009	85415	HEATHER LANE	Trash Service	1	\$ 29.94	\$ 29.94	\$ 359.28
CITY OF COACHELLA	778-302-010	85403	HEATHER LANE	Trash Service	1	\$ 29.94	\$ 29.94	\$ 359.28
CITY OF COACHELLA	778-302-011	85383	HEATHER LANE	Trash Service	1	\$ 29.94	\$ 29.94	\$ 359.28
CITY OF COACHELLA	778-302-012	85367	HEATHER LANE	Trash Service	1	\$ 29.94	\$ 29.94	\$ 359.28
CITY OF COACHELLA	778-302-013	85351	HEATHER LANE	Trash Service	1	\$ 29.94	\$ 29.94	\$ 359.28
CITY OF COACHELLA	778-310-001	52890	SHADY LANE	Trash Service	1	\$ 29.94	\$ 29.94	\$ 359.28
CITY OF COACHELLA	778-310-002	52876	SHADY LANE	Trash Service	1	\$ 29.94	\$ 29.94	\$ 359.28
CITY OF COACHELLA	778-310-002	52876	SHADY LANE	Additional Trash	1	\$ 8.47	\$ 8.47	\$ 101.64
CITY OF COACHELLA	778-310-003	52862	SHADY LANE	Trash Service	1	\$ 29.94	\$ 29.94	\$ 359.28
CITY OF COACHELLA	778-310-004	52848	SHADY LANE	Trash Service	1	\$ 29.94	\$ 29.94	\$ 359.28
CITY OF COACHELLA	778-310-005	52834	SHADY LANE	Trash Service	1	\$ 29.94	\$ 29.94	\$ 359.28
CITY OF COACHELLA	778-310-006	52820	SHADY LANE	Trash Service	1	\$ 29.94	\$ 29.94	\$ 359.28

City of Coachella Final 2022-23 Tax File

Customer Name	Parcel #	Address	Street	Service Level	Units	Monthly Rate	Total Montly Rate	Annual Rate
CITY OF COACHELLA	778-310-007	52806	SHADY LANE	Trash Service	1	\$ 29.94	\$ 29.94	\$ 359.28
CITY OF COACHELLA	778-310-007	52806	SHADY LANE	Additional Trash	1	\$ 8.47	\$ 8.47	\$ 101.64
CITY OF COACHELLA	778-310-008	52792	SHADY LANE	Trash Service	1	\$ 29.94	\$ 29.94	\$ 359.28
CITY OF COACHELLA	778-310-008	52792	SHADY LANE	Additional Trash	1	\$ 8.47	\$ 8.47	\$ 101.64
CITY OF COACHELLA	778-310-009	52778	SHADY LANE	Trash Service	1	\$ 29.94	\$ 29.94	\$ 359.28
CITY OF COACHELLA	778-310-009	52778	SHADY LANE	Additional Trash	1	\$ 8.47	\$ 8.47	\$ 101.64
CITY OF COACHELLA	778-310-010	52764	SHADY LANE	Trash Service	1	\$ 29.94	\$ 29.94	\$ 359.28
CITY OF COACHELLA	778-311-001	85576	BRENDA LANE	Trash Service	1	\$ 29.94	\$ 29.94	\$ 359.28
CITY OF COACHELLA	778-311-002	85570	BRENDA LANE	Trash Service	1	\$ 29.94	\$ 29.94	\$ 359.28
CITY OF COACHELLA	778-311-003	85564	BRENDA LANE	Trash Service	1	\$ 29.94	\$ 29.94	\$ 359.28
CITY OF COACHELLA	778-311-003	85564	BRENDA LANE	Additional Trash	1	\$ 8.47	\$ 8.47	\$ 101.64
CITY OF COACHELLA	778-311-004	85558	BRENDA LANE	Trash Service	1	\$ 29.94	\$ 29.94	\$ 359.28
CITY OF COACHELLA	778-311-004	85558	BRENDA LANE	Additional Trash	1	\$ 8.47	\$ 8.47	\$ 101.64
CITY OF COACHELLA	778-311-005	85552	BRENDA LANE	Trash Service	1	\$ 29.94	\$ 29.94	\$ 359.28
CITY OF COACHELLA	778-311-005	85552	BRENDA LANE	Additional Green	1	\$ 8.47	\$ 8.47	\$ 101.64
CITY OF COACHELLA	778-311-005	85552	BRENDA LANE	Additional Trash	2	\$ 8.47	\$ 16.94	\$ 203.28
CITY OF COACHELLA	778-311-006	85546	BRENDA LANE	Trash Service	1	\$ 29.94	\$ 29.94	\$ 359.28
CITY OF COACHELLA	778-311-006	85546	BRENDA LANE	Additional Trash	1	\$ 8.47	\$ 8.47	\$ 101.64
CITY OF COACHELLA	778-311-007	85540	BRENDA LANE	Trash Service	1	\$ 29.94	\$ 29.94	\$ 359.28
CITY OF COACHELLA	778-311-007	85540	BRENDA LANE	Additional Green	1	\$ 8.47	\$ 8.47	\$ 101.64
CITY OF COACHELLA	778-311-008	85534	BRENDA LANE	Trash Service	1	\$ 29.94	\$ 29.94	\$ 359.28
CITY OF COACHELLA	778-311-009	85528	BRENDA LANE	Trash Service	1	\$ 29.94	\$ 29.94	\$ 359.28
CITY OF COACHELLA	778-311-010	85522	BRENDA LANE	Trash Service	1	\$ 29.94	\$ 29.94	\$ 359.28
CITY OF COACHELLA	778-311-010	85522	BRENDA LANE	Additional Trash	1	\$ 8.47	\$ 8.47	\$ 101.64
CITY OF COACHELLA	778-311-011	85516	BRENDA LANE	Trash Service	1	\$ 29.94	\$ 29.94	\$ 359.28
CITY OF COACHELLA	778-311-012	85510	BRENDA LANE	Trash Service	1	\$ 29.94	\$ 29.94	\$ 359.28
CITY OF COACHELLA	778-311-012	85510	BRENDA LANE	Additional Trash	1	\$ 8.47	\$ 8.47	\$ 101.64
CITY OF COACHELLA	778-311-013	85500	BRENDA LANE	Trash Service	1	\$ 29.94	\$ 29.94	\$ 359.28
CITY OF COACHELLA	778-311-013	85500	BRENDA LANE	Additional Trash	1	\$ 8.47	\$ 8.47	\$ 101.64
CITY OF COACHELLA	778-311-014	85501	BRENDA LANE	Trash Service	1	\$ 29.94	\$ 29.94	\$ 359.28
CITY OF COACHELLA	778-311-015	85511	BRENDA LANE	Trash Service	1	\$ 29.94	\$ 29.94	\$ 359.28
CITY OF COACHELLA	778-311-015	85511	BRENDA LANE	Additional Green	1	\$ 8.47	\$ 8.47	\$ 101.64
CITY OF COACHELLA	778-311-016	85517	BRENDA LANE	Trash Service	1	\$ 29.94	\$ 29.94	\$ 359.28
CITY OF COACHELLA	778-311-017	85523	BRENDA LANE	Trash Service	1	\$ 29.94	\$ 29.94	\$ 359.28
CITY OF COACHELLA	778-311-017	85523	BRENDA LANE	Additional Trash	1	\$ 8.47	\$ 8.47	\$ 101.64
CITY OF COACHELLA	778-311-018	85529	BRENDA LANE	Trash Service	1	\$ 29.94	\$ 29.94	\$ 359.28
CITY OF COACHELLA	778-311-018	85529	BRENDA LANE	Additional Green	1	\$ 8.47	\$ 8.47	\$ 101.64
CITY OF COACHELLA	778-311-019	85535	BRENDA LANE	Trash Service	1	\$ 29.94	\$ 29.94	\$ 359.28
CITY OF COACHELLA	778-311-019	85535	BRENDA LANE	Additional Trash	1	\$ 8.47	\$ 8.47	\$ 101.64
CITY OF COACHELLA	778-311-020	85541	BRENDA LANE	Trash Service	1	\$ 29.94	\$ 29.94	\$ 359.28

City of Coachella Final 2022-23 Tax File

Customer Name	Parcel #	Address	Street	Service Level	Units	Monthly Rate	Total Montly Rate	Annual Rate
CITY OF COACHELLA	778-311-020	85541	BRENDA LANE	Additional Trash	1	\$ 8.47	\$ 8.47	\$ 101.64
CITY OF COACHELLA	778-311-021	85547	BRENDA LANE	Trash Service	1	\$ 29.94	\$ 29.94	\$ 359.28
CITY OF COACHELLA	778-311-022	85553	BRENDA LANE	Trash Service	1	\$ 29.94	\$ 29.94	\$ 359.28
CITY OF COACHELLA	778-311-023	85559	BRENDA LANE	Trash Service	1	\$ 29.94	\$ 29.94	\$ 359.28
CITY OF COACHELLA	778-311-024	85565	BRENDA LANE	Trash Service	1	\$ 29.94	\$ 29.94	\$ 359.28
CITY OF COACHELLA	778-311-025	85571	BRENDA LANE	Trash Service	1	\$ 29.94	\$ 29.94	\$ 359.28
CITY OF COACHELLA	778-311-025	85571	BRENDA LANE	Additional Trash	2	\$ 8.47	\$ 16.94	\$ 203.28
CITY OF COACHELLA	778-311-026	85577	BRENDA LANE	Trash Service	1	\$ 29.94	\$ 29.94	\$ 359.28
CITY OF COACHELLA	778-311-027	85576	STACIE LANE	Trash Service	1	\$ 29.94	\$ 29.94	\$ 359.28
CITY OF COACHELLA	778-311-028	85570	STACIE LANE	Trash Service	1	\$ 29.94	\$ 29.94	\$ 359.28
CITY OF COACHELLA	778-311-029	85564	STACIE LANE	Trash Service	1	\$ 29.94	\$ 29.94	\$ 359.28
CITY OF COACHELLA	778-311-030	85558	STACIE LANE	Trash Service	1	\$ 29.94	\$ 29.94	\$ 359.28
CITY OF COACHELLA	778-311-031	85552	STACIE LANE	Trash Service	1	\$ 29.94	\$ 29.94	\$ 359.28
CITY OF COACHELLA	778-311-032	85546	STACIE LANE	Trash Service	1	\$ 29.94	\$ 29.94	\$ 359.28
CITY OF COACHELLA	778-311-033	85540	STACIE LANE	Trash Service	1	\$ 29.94	\$ 29.94	\$ 359.28
CITY OF COACHELLA	778-311-033	85540	STACIE LANE	Additional Trash	1	\$ 8.47	\$ 8.47	\$ 101.64
CITY OF COACHELLA	778-311-034	85534	STACIE LANE	Trash Service	1	\$ 29.94	\$ 29.94	\$ 359.28
CITY OF COACHELLA	778-311-034	85534	STACIE LANE	Additional Trash	1	\$ 8.47	\$ 8.47	\$ 101.64
CITY OF COACHELLA	778-311-035	85528	STACIE LANE	Trash Service	1	\$ 29.94	\$ 29.94	\$ 359.28
CITY OF COACHELLA	778-311-036	85522	STACIE LANE	Trash Service	1	\$ 29.94	\$ 29.94	\$ 359.28
CITY OF COACHELLA	778-311-037	85516	STACIE LANE	Trash Service	1	\$ 29.94	\$ 29.94	\$ 359.28
CITY OF COACHELLA	778-311-038	85510	STACIE LANE	Trash Service	1	\$ 29.94	\$ 29.94	\$ 359.28
CITY OF COACHELLA	778-311-039	85500	STACIE LANE	Trash Service	1	\$ 29.94	\$ 29.94	\$ 359.28
CITY OF COACHELLA	778-311-040	85501	STACIE LANE	Trash Service	1	\$ 29.94	\$ 29.94	\$ 359.28
CITY OF COACHELLA	778-311-041	85511	STACIE LANE	Trash Service	1	\$ 29.94	\$ 29.94	\$ 359.28
CITY OF COACHELLA	778-311-042	85517	STACIE LANE	Trash Service	1	\$ 29.94	\$ 29.94	\$ 359.28
CITY OF COACHELLA	778-311-043	85523	STACIE LANE	Trash Service	1	\$ 29.94	\$ 29.94	\$ 359.28
CITY OF COACHELLA	778-311-043	85523	STACIE LANE	Additional Trash	1	\$ 8.47	\$ 8.47	\$ 101.64
CITY OF COACHELLA	778-311-044	85529	STACIE LANE	Trash Service	1	\$ 29.94	\$ 29.94	\$ 359.28
CITY OF COACHELLA	778-311-045	85535	STACIE LANE	Trash Service	1	\$ 29.94	\$ 29.94	\$ 359.28
CITY OF COACHELLA	778-311-045	85535	STACIE LANE	Additional Trash	1	\$ 8.47	\$ 8.47	\$ 101.64
CITY OF COACHELLA	778-311-046	85541	STACIE LANE	Trash Service	1	\$ 29.94	\$ 29.94	\$ 359.28
CITY OF COACHELLA	778-311-047	85547	STACIE LANE	Trash Service	1	\$ 29.94	\$ 29.94	\$ 359.28
CITY OF COACHELLA	778-311-048	85553	STACIE LANE	Trash Service	1	\$ 29.94	\$ 29.94	\$ 359.28
CITY OF COACHELLA	778-311-049	85559	STACIE LANE	Trash Service	1	\$ 29.94	\$ 29.94	\$ 359.28
CITY OF COACHELLA	778-311-050	85565	STACIE LANE	Trash Service	1	\$ 29.94	\$ 29.94	\$ 359.28
CITY OF COACHELLA	778-311-051	85571	STACIE LANE	Trash Service	1	\$ 29.94	\$ 29.94	\$ 359.28
CITY OF COACHELLA	778-311-052	85577	STACIE LANE	Trash Service	1	\$ 29.94	\$ 29.94	\$ 359.28
CITY OF COACHELLA	778-311-052	85577	STACIE LANE	Additional Trash	1	\$ 8.47	\$ 8.47	\$ 101.64
CITY OF COACHELLA	778-330-001	85116	CALLE ROSA	Trash Service	1	\$ 29.94	\$ 29.94	\$ 359.28

City of Coachella Final 2022-23 Tax File

Customer Name	Parcel #	Address	Street	Service Level	Units	Monthly Rate	Total Montly Rate	Annual Rate
CITY OF COACHELLA	778-330-001	85116	CALLE ROSA	Additional Trash	1	\$ 8.47	\$ 8.47	\$ 101.64
CITY OF COACHELLA	778-330-002	85150	CALLE ROSA	Trash Service	1	\$ 29.94	\$ 29.94	\$ 359.28
CITY OF COACHELLA	778-330-002	85150	CALLE ROSA	Additional Trash	1	\$ 8.47	\$ 8.47	\$ 101.64
CITY OF COACHELLA	778-330-002	85150	CALLE ROSA	Additional Green	1	\$ 8.47	\$ 8.47	\$ 101.64
CITY OF COACHELLA	778-330-003	85184	CALLE ROSA	Trash Service	1	\$ 29.94	\$ 29.94	\$ 359.28
CITY OF COACHELLA	778-330-003	85184	CALLE ROSA	Additional Trash	1	\$ 8.47	\$ 8.47	\$ 101.64
CITY OF COACHELLA	778-330-004	85218	CALLE ROSA	Trash Service	1	\$ 29.94	\$ 29.94	\$ 359.28
CITY OF COACHELLA	778-330-004	85218	CALLE ROSA	Additional Trash	1	\$ 8.47	\$ 8.47	\$ 101.64
CITY OF COACHELLA	778-330-005	85252	CALLE ROSA	Trash Service	1	\$ 29.94	\$ 29.94	\$ 359.28
CITY OF COACHELLA	778-330-006	85286	CALLE ROSA	Trash Service	1	\$ 29.94	\$ 29.94	\$ 359.28
CITY OF COACHELLA	778-331-001	53172	CALLE LINDA	Trash Service	1	\$ 29.94	\$ 29.94	\$ 359.28
CITY OF COACHELLA	778-331-002	53198	CALLE LINDA	Trash Service	1	\$ 29.94	\$ 29.94	\$ 359.28
CITY OF COACHELLA	778-331-002	53198	CALLE LINDA	Additional Trash	1	\$ 8.47	\$ 8.47	\$ 101.64
CITY OF COACHELLA	778-331-003	53224	CALLE LINDA	Trash Service	1	\$ 29.94	\$ 29.94	\$ 359.28
CITY OF COACHELLA	778-331-004	53250	CALLE LINDA	Trash Service	1	\$ 29.94	\$ 29.94	\$ 359.28
CITY OF COACHELLA	778-331-004	53250	CALLE LINDA	Additional Trash	1	\$ 8.47	\$ 8.47	\$ 101.64
CITY OF COACHELLA	778-331-005	53276	CALLE LINDA	Trash Service	1	\$ 29.94	\$ 29.94	\$ 359.28
CITY OF COACHELLA	778-331-006	53275	CALLE LINDA	Trash Service	1	\$ 29.94	\$ 29.94	\$ 359.28
CITY OF COACHELLA	778-331-007	53249	CALLE LINDA	Trash Service	1	\$ 29.94	\$ 29.94	\$ 359.28
CITY OF COACHELLA	778-331-008	53223	CALLE LINDA	Trash Service	1	\$ 29.94	\$ 29.94	\$ 359.28
CITY OF COACHELLA	778-331-009	53197	CALLE LINDA	Trash Service	1	\$ 29.94	\$ 29.94	\$ 359.28
CITY OF COACHELLA	778-331-010	53171	CALLE LINDA	Trash Service	1	\$ 29.94	\$ 29.94	\$ 359.28
CITY OF COACHELLA	778-331-010	53171	CALLE LINDA	Additional Trash	1	\$ 8.47	\$ 8.47	\$ 101.64
CITY OF COACHELLA	778-331-011	53170	CALLE BONITA	Trash Service	1	\$ 29.94	\$ 29.94	\$ 359.28
CITY OF COACHELLA	778-331-012	53196	CALLE BONITA	Trash Service	1	\$ 29.94	\$ 29.94	\$ 359.28
CITY OF COACHELLA	778-331-012	53196	CALLE BONITA	Additional Trash	1	\$ 8.47	\$ 8.47	\$ 101.64
CITY OF COACHELLA	778-331-013	53222	CALLE BONITA	Trash Service	1	\$ 29.94	\$ 29.94	\$ 359.28
CITY OF COACHELLA	778-331-013	53222	CALLE BONITA	Additional Trash	1	\$ 8.47	\$ 8.47	\$ 101.64
CITY OF COACHELLA	778-331-014	53248	CALLE BONITA	Trash Service	1	\$ 29.94	\$ 29.94	\$ 359.28
CITY OF COACHELLA	778-331-015	53274	CALLE BONITA	Trash Service	1	\$ 29.94	\$ 29.94	\$ 359.28
CITY OF COACHELLA	778-332-001	53275	CALLE BONITA	Trash Service	1	\$ 29.94	\$ 29.94	\$ 359.28
CITY OF COACHELLA	778-332-001	53275	CALLE BONITA	Additional Trash	1	\$ 8.47	\$ 8.47	\$ 101.64
CITY OF COACHELLA	778-332-002	53249	CALLE BONITA	Trash Service	1	\$ 29.94	\$ 29.94	\$ 359.28
CITY OF COACHELLA	778-332-003	53223	CALLE BONITA	Trash Service	1	\$ 29.94	\$ 29.94	\$ 359.28
CITY OF COACHELLA	778-332-004	53197	CALLE BONITA	Trash Service	1	\$ 29.94	\$ 29.94	\$ 359.28
CITY OF COACHELLA	778-332-004	53197	CALLE BONITA	Additional Trash	1	\$ 8.47	\$ 8.47	\$ 101.64
CITY OF COACHELLA	778-332-005	53171	CALLE BONITA	Trash Service	1	\$ 29.94	\$ 29.94	\$ 359.28
CITY OF COACHELLA	778-332-005	53171	CALLE BONITA	Additional Green	1	\$ 8.47	\$ 8.47	\$ 101.64
CITY OF COACHELLA	778-332-005	53171	CALLE BONITA	Additional Trash	1	\$ 8.47	\$ 8.47	\$ 101.64
CITY OF COACHELLA	778-332-006	53172	CALLE LOS HERMANI	Trash Service	1	\$ 29.94	\$ 29.94	\$ 359.28

City of Coachella Final 2022-23 Tax File

Customer Name	Parcel #	Address	Street	Service Level	Units	Monthly Rate	Total Montly Rate	Annual Rate
CITY OF COACHELLA	778-332-006	53172	CALLE LOS HERMANI	Additional Trash	1	\$ 8.47	\$ 8.47	\$ 101.64
CITY OF COACHELLA	778-332-007	53198	CALLE LOS HERMANI	Trash Service	1	\$ 29.94	\$ 29.94	\$ 359.28
CITY OF COACHELLA	778-332-007	53198	CALLE LOS HERMANI	Additional Trash	1	\$ 8.47	\$ 8.47	\$ 101.64
CITY OF COACHELLA	778-332-008	53224	CALLE LOS HERMANI	Trash Service	1	\$ 29.94	\$ 29.94	\$ 359.28
CITY OF COACHELLA	778-332-009	53250	CALLE LOS HERMANI	Trash Service	1	\$ 29.94	\$ 29.94	\$ 359.28
CITY OF COACHELLA	778-332-010	53276	CALLE LOS HERMANI	Trash Service	1	\$ 29.94	\$ 29.94	\$ 359.28
CITY OF COACHELLA	778-333-001	85106	CALLE ROSA	Trash Service	2	\$ 29.94	\$ 59.88	\$ 718.56
CITY OF COACHELLA	778-333-002	85096	CALLE ROSA	Trash Service	1	\$ 29.94	\$ 29.94	\$ 359.28
CITY OF COACHELLA	778-333-003	85084	CALLE ROSA	Trash Service	1	\$ 29.94	\$ 29.94	\$ 359.28
CITY OF COACHELLA	778-333-004	85074	CALLE ROSA	Trash Service	1	\$ 29.94	\$ 29.94	\$ 359.28
CITY OF COACHELLA	778-333-004	85074	CALLE ROSA	Additional Trash	1	\$ 8.47	\$ 8.47	\$ 101.64
CITY OF COACHELLA	778-333-005	53143	CALLE LOS HERMANI	Trash Service	1	\$ 29.94	\$ 29.94	\$ 359.28
CITY OF COACHELLA	778-333-005	53143	CALLE LOS HERMANI	Additional Trash	1	\$ 8.47	\$ 8.47	\$ 101.64
CITY OF COACHELLA	778-333-006	53169	CALLE LOS HERMANI	Trash Service	1	\$ 29.94	\$ 29.94	\$ 359.28
CITY OF COACHELLA	778-333-006	53169	CALLE LOS HERMANI	Additional Trash	1	\$ 8.47	\$ 8.47	\$ 101.64
CITY OF COACHELLA	778-333-007	53195	CALLE LOS HERMANI	Trash Service	1	\$ 29.94	\$ 29.94	\$ 359.28
CITY OF COACHELLA	778-333-008	53221	CALLE LOS HERMANI	Trash Service	1	\$ 29.94	\$ 29.94	\$ 359.28
CITY OF COACHELLA	778-333-008	53221	CALLE LOS HERMANI	Additional Trash	1	\$ 8.47	\$ 8.47	\$ 101.64
CITY OF COACHELLA	778-333-009	53247	CALLE LOS HERMANI	Trash Service	1	\$ 29.94	\$ 29.94	\$ 359.28
CITY OF COACHELLA	778-333-010	53273	CALLE LOS HERMANI	Trash Service	1	\$ 29.94	\$ 29.94	\$ 359.28
CITY OF COACHELLA	778-333-010	53273	CALLE LOS HERMANI	Additional Trash	1	\$ 8.47	\$ 8.47	\$ 101.64
CITY OF COACHELLA	778-340-001	53300	CALLE BONITA	Trash Service	1	\$ 29.94	\$ 29.94	\$ 359.28
CITY OF COACHELLA	778-340-001	53300	CALLE BONITA	Additional Green	1	\$ 8.47	\$ 8.47	\$ 101.64
CITY OF COACHELLA	778-340-002	53326	CALLE BONITA	Trash Service	1	\$ 29.94	\$ 29.94	\$ 359.28
CITY OF COACHELLA	778-340-003	53352	CALLE BONITA	Trash Service	1	\$ 29.94	\$ 29.94	\$ 359.28
CITY OF COACHELLA	778-340-004	53378	CALLE BONITA	Trash Service	1	\$ 29.94	\$ 29.94	\$ 359.28
CITY OF COACHELLA	778-340-004	53378	CALLE BONITA	Additional Trash	1	\$ 8.47	\$ 8.47	\$ 101.64
CITY OF COACHELLA	778-340-005	53404	CALLE BONITA	Trash Service	1	\$ 29.94	\$ 29.94	\$ 359.28
CITY OF COACHELLA	778-340-006	53430	CALLE BONITA	Trash Service	1	\$ 29.94	\$ 29.94	\$ 359.28
CITY OF COACHELLA	778-340-006	53430	CALLE BONITA	Additional Trash	2	\$ 8.47	\$ 16.94	\$ 203.28
CITY OF COACHELLA	778-340-007	53456	CALLE BONITA	Trash Service	1	\$ 29.94	\$ 29.94	\$ 359.28
CITY OF COACHELLA	778-340-007	53456	CALLE BONITA	Additional Trash	1	\$ 8.47	\$ 8.47	\$ 101.64
CITY OF COACHELLA	778-340-008	53482	CALLE BONITA	Trash Service	1	\$ 29.94	\$ 29.94	\$ 359.28
CITY OF COACHELLA	778-340-009	53508	CALLE BONITA	Trash Service	1	\$ 29.94	\$ 29.94	\$ 359.28
CITY OF COACHELLA	778-340-009	53508	CALLE BONITA	Additional Trash	1	\$ 8.47	\$ 8.47	\$ 101.64
CITY OF COACHELLA	778-340-010	53515	CALLE BELLA	Trash Service	1	\$ 29.94	\$ 29.94	\$ 359.28
CITY OF COACHELLA	778-340-010	53515	CALLE BELLA	Additional Trash	1	\$ 8.47	\$ 8.47	\$ 101.64
CITY OF COACHELLA	778-340-011	53489	CALLE BELLA	Trash Service	1	\$ 29.94	\$ 29.94	\$ 359.28
CITY OF COACHELLA	778-340-012	53463	CALLE BELLA	Trash Service	1	\$ 29.94	\$ 29.94	\$ 359.28
CITY OF COACHELLA	778-340-012	53463	CALLE BELLA	Additional Trash	1	\$ 8.47	\$ 8.47	\$ 101.64

City of Coachella Final 2022-23 Tax File

Customer Name	Parcel #	Address	Street	Service Level	Units	Monthly Rate	Total Montly Rate	Annual Rate
CITY OF COACHELLA	778-340-013	53427	CALLE BELLA	Trash Service	1	\$ 29.94	\$ 29.94	\$ 359.28
CITY OF COACHELLA	778-340-014	53401	CALLE BELLA	Trash Service	1	\$ 29.94	\$ 29.94	\$ 359.28
CITY OF COACHELLA	778-340-014	53401	CALLE BELLA	Additional Trash	1	\$ 8.47	\$ 8.47	\$ 101.64
CITY OF COACHELLA	778-340-015	53373	CALLE BELLA	Trash Service	1	\$ 29.94	\$ 29.94	\$ 359.28
CITY OF COACHELLA	778-340-015	53373	CALLE BELLA	Additional Trash	1	\$ 8.47	\$ 8.47	\$ 101.64
CITY OF COACHELLA	778-340-016	53351	CALLE BELLA	Trash Service	1	\$ 29.94	\$ 29.94	\$ 359.28
CITY OF COACHELLA	778-340-017	53327	CALLE BELLA	Trash Service	1	\$ 29.94	\$ 29.94	\$ 359.28
CITY OF COACHELLA	778-340-018	53326	CALLE BELLA	Trash Service	1	\$ 29.94	\$ 29.94	\$ 359.28
CITY OF COACHELLA	778-340-018	53326	CALLE BELLA	Additional Trash	1	\$ 8.47	\$ 8.47	\$ 101.64
CITY OF COACHELLA	778-340-019	53350	CALLE BELLA	Trash Service	1	\$ 29.94	\$ 29.94	\$ 359.28
CITY OF COACHELLA	778-340-019	53350	CALLE BELLA	Additional Trash	1	\$ 8.47	\$ 8.47	\$ 101.64
CITY OF COACHELLA	778-340-020	53374	CALLE BELLA	Trash Service	1	\$ 29.94	\$ 29.94	\$ 359.28
CITY OF COACHELLA	778-340-020	53374	CALLE BELLA	Additional Recycle	1	\$ 8.47	\$ 8.47	\$ 101.64
CITY OF COACHELLA	778-340-020	53374	CALLE BELLA	Additional Trash	1	\$ 8.47	\$ 8.47	\$ 101.64
CITY OF COACHELLA	778-340-021	53400	CALLE BELLA	Trash Service	1	\$ 29.94	\$ 29.94	\$ 359.28
CITY OF COACHELLA	778-340-022	53428	CALLE BELLA	Trash Service	1	\$ 29.94	\$ 29.94	\$ 359.28
CITY OF COACHELLA	778-340-022	53428	CALLE BELLA	Additional Trash	1	\$ 8.47	\$ 8.47	\$ 101.64
CITY OF COACHELLA	778-340-023	53464	CALLE BELLA	Trash Service	1	\$ 29.94	\$ 29.94	\$ 359.28
CITY OF COACHELLA	778-340-023	53464	CALLE BELLA	Additional Trash	1	\$ 8.47	\$ 8.47	\$ 101.64
CITY OF COACHELLA	778-340-024	53490	CALLE BELLA	Trash Service	1	\$ 29.94	\$ 29.94	\$ 359.28
CITY OF COACHELLA	778-340-025	53516	CALLE BELLA	Trash Service	1	\$ 29.94	\$ 29.94	\$ 359.28
CITY OF COACHELLA	778-340-025	53516	CALLE BELLA	Additional Trash	1	\$ 8.47	\$ 8.47	\$ 101.64
CITY OF COACHELLA	778-341-001	85323	CALLE NINOS	Trash Service	1	\$ 29.94	\$ 29.94	\$ 359.28
CITY OF COACHELLA	778-341-002	85289	CALLE NINOS	Trash Service	1	\$ 29.94	\$ 29.94	\$ 359.28
CITY OF COACHELLA	778-341-002	85289	CALLE NINOS	Additional Trash	1	\$ 8.47	\$ 8.47	\$ 101.64
CITY OF COACHELLA	778-341-003	85255	CALLE NINOS	Trash Service	1	\$ 29.94	\$ 29.94	\$ 359.28
CITY OF COACHELLA	778-341-003	85255	CALLE NINOS	Additional Trash	1	\$ 8.47	\$ 8.47	\$ 101.64
CITY OF COACHELLA	778-341-004	85221	CALLE NINOS	Trash Service	1	\$ 29.94	\$ 29.94	\$ 359.28
CITY OF COACHELLA	778-341-005	85153	CALLE NINOS	Trash Service	1	\$ 29.94	\$ 29.94	\$ 359.28
CITY OF COACHELLA	778-341-006	85119	CALLE NINOS	Trash Service	1	\$ 29.94	\$ 29.94	\$ 359.28
CITY OF COACHELLA	778-341-007	85111	CALLE NINOS	Trash Service	1	\$ 29.94	\$ 29.94	\$ 359.28
CITY OF COACHELLA	778-341-008	53509	CALLE BONITA	Trash Service	1	\$ 29.94	\$ 29.94	\$ 359.28
CITY OF COACHELLA	778-341-009	53483	CALLE BONITA	Trash Service	1	\$ 29.94	\$ 29.94	\$ 359.28
CITY OF COACHELLA	778-341-010	53457	CALLE BONITA	Trash Service	1	\$ 29.94	\$ 29.94	\$ 359.28
CITY OF COACHELLA	778-341-010	53457	CALLE BONITA	Additional Trash	1	\$ 8.47	\$ 8.47	\$ 101.64
CITY OF COACHELLA	778-341-011	53431	CALLE BONITA	Trash Service	1	\$ 29.94	\$ 29.94	\$ 359.28
CITY OF COACHELLA	778-341-011	53431	CALLE BONITA	Additional Trash	1	\$ 8.47	\$ 8.47	\$ 101.64
CITY OF COACHELLA	778-341-012	53405	CALLE BONITA	Trash Service	1	\$ 29.94	\$ 29.94	\$ 359.28
CITY OF COACHELLA	778-341-012	53405	CALLE BONITA	Additional Green	1	\$ 8.47	\$ 8.47	\$ 101.64
CITY OF COACHELLA	778-341-013	85095	CALLE FELIX	Trash Service	1	\$ 29.94	\$ 29.94	\$ 359.28

City of Coachella Final 2022-23 Tax File

Customer Name	Parcel #	Address	Street	Service Level	Units	Monthly Rate	Total Montly Rate	Annual Rate
CITY OF COACHELLA	778-341-013	85095	CALLE FELIX	Additional Recycle	1	\$ 8.47	\$ 8.47	\$ 101.64
CITY OF COACHELLA	778-341-014	85085	CALLE FELIX	Trash Service	1	\$ 29.94	\$ 29.94	\$ 359.28
CITY OF COACHELLA	778-341-014	85085	CALLE FELIX	Additional Trash	2	\$ 8.47	\$ 16.94	\$ 203.28
CITY OF COACHELLA	778-341-015	85075	CALLE FELIX	Trash Service	1	\$ 29.94	\$ 29.94	\$ 359.28
CITY OF COACHELLA	778-341-016	53429	CALLE LOS HERMANI	Trash Service	1	\$ 29.94	\$ 29.94	\$ 359.28
CITY OF COACHELLA	778-341-016	53429	CALLE LOS HERMANI	Additional Trash	1	\$ 8.47	\$ 8.47	\$ 101.64
CITY OF COACHELLA	778-341-017	53403	CALLE LOS HERMANI	Trash Service	1	\$ 29.94	\$ 29.94	\$ 359.28
CITY OF COACHELLA	778-341-018	53377	CALLE LOS HERMANI	Trash Service	1	\$ 29.94	\$ 29.94	\$ 359.28
CITY OF COACHELLA	778-341-018	53377	CALLE LOS HERMANI	Additional Trash	1	\$ 8.47	\$ 8.47	\$ 101.64
CITY OF COACHELLA	778-341-019	53351	CALLE LOS HERMANI	Trash Service	1	\$ 29.94	\$ 29.94	\$ 359.28
CITY OF COACHELLA	778-341-020	53325	CALLE LOS HERMANI	Trash Service	1	\$ 29.94	\$ 29.94	\$ 359.28
CITY OF COACHELLA	778-341-020	53325	CALLE LOS HERMANI	Additional Trash	1	\$ 8.47	\$ 8.47	\$ 101.64
CITY OF COACHELLA	778-341-021	53299	CALLE LOS HERMANI	Trash Service	1	\$ 29.94	\$ 29.94	\$ 359.28
CITY OF COACHELLA	778-341-021	53299	CALLE LOS HERMANI	Additional Trash	2	\$ 8.47	\$ 16.94	\$ 203.28
CITY OF COACHELLA	778-342-001	53302	CALLE LOS HERMANI	Trash Service	1	\$ 29.94	\$ 29.94	\$ 359.28
CITY OF COACHELLA	778-342-002	53328	CALLE LOS HERMANI	Trash Service	1	\$ 29.94	\$ 29.94	\$ 359.28
CITY OF COACHELLA	778-342-002	53328	CALLE LOS HERMANI	Additional Trash	1	\$ 8.47	\$ 8.47	\$ 101.64
CITY OF COACHELLA	778-342-003	53354	CALLE LOS HERMANI	Trash Service	1	\$ 29.94	\$ 29.94	\$ 359.28
CITY OF COACHELLA	778-342-004	53380	CALLE LOS HERMANI	Trash Service	1	\$ 29.94	\$ 29.94	\$ 359.28
CITY OF COACHELLA	778-342-005	53379	CALLE BONITA	Trash Service	1	\$ 29.94	\$ 29.94	\$ 359.28
CITY OF COACHELLA	778-342-005	53379	CALLE BONITA	Additional Trash	1	\$ 8.47	\$ 8.47	\$ 101.64
CITY OF COACHELLA	778-342-006	53353	CALLE BONITA	Trash Service	1	\$ 29.94	\$ 29.94	\$ 359.28
CITY OF COACHELLA	778-342-007	53327	CALLE BONITA	Trash Service	1	\$ 29.94	\$ 29.94	\$ 359.28
CITY OF COACHELLA	778-342-008	53301	CALLE BONITA	Trash Service	1	\$ 29.94	\$ 29.94	\$ 359.28
CITY OF COACHELLA	778-342-008	53301	CALLE BONITA	Additional Trash	1	\$ 8.47	\$ 8.47	\$ 101.64
CITY OF COACHELLA	778-350-001	53110	CALLE LA PAZ	Trash Service	1	\$ 29.94	\$ 29.94	\$ 359.28
CITY OF COACHELLA	778-350-002	53134	CALLE LA PAZ	Trash Service	1	\$ 29.94	\$ 29.94	\$ 359.28
CITY OF COACHELLA	778-350-002	53134	CALLE LA PAZ	Additional Trash	1	\$ 8.47	\$ 8.47	\$ 101.64
CITY OF COACHELLA	778-350-003	53158	CALLE LA PAZ	Trash Service	1	\$ 29.94	\$ 29.94	\$ 359.28
CITY OF COACHELLA	778-350-003	53158	CALLE LA PAZ	Additional Trash	1	\$ 8.47	\$ 8.47	\$ 101.64
CITY OF COACHELLA	778-350-004	53182	CALLE LA PAZ	Trash Service	1	\$ 29.94	\$ 29.94	\$ 359.28
CITY OF COACHELLA	778-350-004	53182	CALLE LA PAZ	Additional Trash	1	\$ 8.47	\$ 8.47	\$ 101.64
CITY OF COACHELLA	778-350-005	53206	CALLE LA PAZ	Trash Service	1	\$ 29.94	\$ 29.94	\$ 359.28
CITY OF COACHELLA	778-350-006	53250	CALLE LA PAZ	Trash Service	1	\$ 29.94	\$ 29.94	\$ 359.28
CITY OF COACHELLA	778-350-006	53250	CALLE LA PAZ	Additional Trash	1	\$ 8.47	\$ 8.47	\$ 101.64
CITY OF COACHELLA	778-350-006	53250	CALLE LA PAZ	Additional Green	1	\$ 8.47	\$ 8.47	\$ 101.64
CITY OF COACHELLA	778-350-006	53250	CALLE LA PAZ	Additional Trash	2	\$ 8.47	\$ 16.94	\$ 203.28
CITY OF COACHELLA	778-350-007	53274	CALLE LA PAZ	Trash Service	1	\$ 29.94	\$ 29.94	\$ 359.28
CITY OF COACHELLA	778-350-007	53274	CALLE LA PAZ	Additional Trash	1	\$ 8.47	\$ 8.47	\$ 101.64
CITY OF COACHELLA	778-350-008	53300	CALLE LA PAZ	Trash Service	1	\$ 29.94	\$ 29.94	\$ 359.28

City of Coachella Final 2022-23 Tax File

Customer Name	Parcel #	Address	Street	Service Level	Units	Monthly Rate	Total Montly Rate	Annual Rate
CITY OF COACHELLA	778-350-009	53324	CALLE LA PAZ	Trash Service	1	\$ 29.94	\$ 29.94	\$ 359.28
CITY OF COACHELLA	778-350-010	53348	CALLE LA PAZ	Trash Service	1	\$ 29.94	\$ 29.94	\$ 359.28
CITY OF COACHELLA	778-350-011	53382	CALLE LA PAZ	Trash Service	1	\$ 29.94	\$ 29.94	\$ 359.28
CITY OF COACHELLA	778-350-011	53382	CALLE LA PAZ	Additional Trash	1	\$ 8.47	\$ 8.47	\$ 101.64
CITY OF COACHELLA	778-350-012	53406	CALLE LA PAZ	Trash Service	1	\$ 29.94	\$ 29.94	\$ 359.28
CITY OF COACHELLA	778-350-013	53430	CALLE LA PAZ	Trash Service	1	\$ 29.94	\$ 29.94	\$ 359.28
CITY OF COACHELLA	778-350-014	53454	CALLE LA PAZ	Trash Service	1	\$ 29.94	\$ 29.94	\$ 359.28
CITY OF COACHELLA	778-350-015	53478	CALLE LA PAZ	Trash Service	1	\$ 29.94	\$ 29.94	\$ 359.28
CITY OF COACHELLA	778-350-015	53478	CALLE LA PAZ	Additional Trash	1	\$ 8.47	\$ 8.47	\$ 101.64
CITY OF COACHELLA	778-350-016	53502	CALLE LA PAZ	Trash Service	1	\$ 29.94	\$ 29.94	\$ 359.28
CITY OF COACHELLA	778-350-016	53502	CALLE LA PAZ	Additional Trash	1	\$ 8.47	\$ 8.47	\$ 101.64
CITY OF COACHELLA	778-350-017	53526	CALLE LA PAZ	Trash Service	1	\$ 29.94	\$ 29.94	\$ 359.28
CITY OF COACHELLA	778-351-001	53221	CALLE LA PAZ	Trash Service	1	\$ 29.94	\$ 29.94	\$ 359.28
CITY OF COACHELLA	778-351-002	53195	CALLE LA PAZ	Trash Service	1	\$ 29.94	\$ 29.94	\$ 359.28
CITY OF COACHELLA	778-351-002	53195	CALLE LA PAZ	Additional Trash	1	\$ 8.47	\$ 8.47	\$ 101.64
CITY OF COACHELLA	778-351-003	53171	CALLE LA PAZ	Trash Service	1	\$ 29.94	\$ 29.94	\$ 359.28
CITY OF COACHELLA	778-351-004	53168	CALLE ESTRELLA	Trash Service	1	\$ 29.94	\$ 29.94	\$ 359.28
CITY OF COACHELLA	778-351-004	53168	CALLE ESTRELLA	Additional Trash	1	\$ 8.47	\$ 8.47	\$ 101.64
CITY OF COACHELLA	778-351-005	53194	CALLE ESTRELLA	Trash Service	1	\$ 29.94	\$ 29.94	\$ 359.28
CITY OF COACHELLA	778-351-005	53194	CALLE ESTRELLA	Additional Trash	1	\$ 8.47	\$ 8.47	\$ 101.64
CITY OF COACHELLA	778-351-006	53220	CALLE ESTRELLA	Trash Service	1	\$ 29.94	\$ 29.94	\$ 359.28
CITY OF COACHELLA	778-351-006	53220	CALLE ESTRELLA	Additional Trash	1	\$ 8.47	\$ 8.47	\$ 101.64
CITY OF COACHELLA	778-351-007	53246	CALLE ESTRELLA	Trash Service	1	\$ 29.94	\$ 29.94	\$ 359.28
CITY OF COACHELLA	778-351-007	53246	CALLE ESTRELLA	Additional Trash	1	\$ 8.47	\$ 8.47	\$ 101.64
CITY OF COACHELLA	778-351-008	53272	CALLE ESTRELLA	Trash Service	1	\$ 29.94	\$ 29.94	\$ 359.28
CITY OF COACHELLA	778-351-008	53272	CALLE ESTRELLA	Additional Trash	1	\$ 8.47	\$ 8.47	\$ 101.64
CITY OF COACHELLA	778-351-009	53273	CALLE ESTRELLA	Trash Service	1	\$ 29.94	\$ 29.94	\$ 359.28
CITY OF COACHELLA	778-351-010	53247	CALLE ESTRELLA	Trash Service	1	\$ 29.94	\$ 29.94	\$ 359.28
CITY OF COACHELLA	778-351-011	53221	CALLE ESTRELLA	Trash Service	1	\$ 29.94	\$ 29.94	\$ 359.28
CITY OF COACHELLA	778-351-012	53195	CALLE ESTRELLA	Trash Service	1	\$ 29.94	\$ 29.94	\$ 359.28
CITY OF COACHELLA	778-351-012	53195	CALLE ESTRELLA	Additional Trash	1	\$ 8.47	\$ 8.47	\$ 101.64
CITY OF COACHELLA	778-351-013	53169	CALLE ESTRELLA	Trash Service	1	\$ 29.94	\$ 29.94	\$ 359.28
CITY OF COACHELLA	778-351-014	53507	CALLE LA PAZ	Additional Trash	1	\$ 8.47	\$ 8.47	\$ 101.64
CITY OF COACHELLA	778-351-014	53507	CALLE LA PAZ	Trash Service	1	\$ 29.94	\$ 29.94	\$ 359.28
CITY OF COACHELLA	778-351-015	53481	CALLE LA PAZ	Trash Service	1	\$ 29.94	\$ 29.94	\$ 359.28
CITY OF COACHELLA	778-351-015	53481	CALLE LA PAZ	Additional Trash	1	\$ 8.47	\$ 8.47	\$ 101.64
CITY OF COACHELLA	778-351-016	53455	CALLE LA PAZ	Trash Service	1	\$ 29.94	\$ 29.94	\$ 359.28
CITY OF COACHELLA	778-351-016	53455	CALLE LA PAZ	Additional Trash	1	\$ 8.47	\$ 8.47	\$ 101.64
CITY OF COACHELLA	778-351-017	53429	CALLE LA PAZ	Trash Service	1	\$ 29.94	\$ 29.94	\$ 359.28
CITY OF COACHELLA	778-351-017	53429	CALLE LA PAZ	Additional Trash	1	\$ 8.47	\$ 8.47	\$ 101.64

City of Coachella Final 2022-23 Tax File

Customer Name	Parcel #	Address	Street	Service Level	Units	Monthly Rate	Total Montly Rate	Annual Rate
CITY OF COACHELLA	778-351-018	53403	CALLE LA PAZ	Trash Service	1	\$ 29.94	\$ 29.94	\$ 359.28
CITY OF COACHELLA	778-351-019	53377	CALLE LA PAZ	Trash Service	1	\$ 29.94	\$ 29.94	\$ 359.28
CITY OF COACHELLA	778-351-020	53349	CALLE LA PAZ	Trash Service	1	\$ 29.94	\$ 29.94	\$ 359.28
CITY OF COACHELLA	778-351-021	53325	CALLE LA PAZ	Trash Service	1	\$ 29.94	\$ 29.94	\$ 359.28
CITY OF COACHELLA	778-351-022	53299	CALLE LA PAZ	Trash Service	1	\$ 29.94	\$ 29.94	\$ 359.28
CITY OF COACHELLA	778-351-022	53299	CALLE LA PAZ	Additional Trash	2	\$ 8.47	\$ 16.94	\$ 203.28
CITY OF COACHELLA	778-351-023	53273	CALLE LA PAZ	Trash Service	1	\$ 29.94	\$ 29.94	\$ 359.28
CITY OF COACHELLA	778-351-023	53273	CALLE LA PAZ	Additional Trash	1	\$ 8.47	\$ 8.47	\$ 101.64
CITY OF COACHELLA	778-351-024	53245	CALLE LA PAZ	Trash Service	1	\$ 29.94	\$ 29.94	\$ 359.28
CITY OF COACHELLA	778-351-024	53245	CALLE LA PAZ	Additional Trash	1	\$ 8.47	\$ 8.47	\$ 101.64
CITY OF COACHELLA	778-351-024	53245	CALLE LA PAZ	Additional Recycle	1	\$ 8.47	\$ 8.47	\$ 101.64
CITY OF COACHELLA	778-352-001	85320	CALLE ROSA	Trash Service	1	\$ 29.94	\$ 29.94	\$ 359.28
CITY OF COACHELLA	778-352-002	85354	CALLE ROSA	Trash Service	1	\$ 29.94	\$ 29.94	\$ 359.28
CITY OF COACHELLA	778-352-002	85354	CALLE ROSA	Additional Trash	1	\$ 8.47	\$ 8.47	\$ 101.64
CITY OF COACHELLA	778-352-003	85388	CALLE ROSA	Trash Service	1	\$ 29.94	\$ 29.94	\$ 359.28
CITY OF COACHELLA	778-352-003	85388	CALLE ROSA	Additional Trash	1	\$ 8.47	\$ 8.47	\$ 101.64
CITY OF COACHELLA	778-352-004	85422	CALLE ROSA	Trash Service	1	\$ 29.94	\$ 29.94	\$ 359.28
CITY OF COACHELLA	778-352-004	85422	CALLE ROSA	Additional Trash	1	\$ 8.47	\$ 8.47	\$ 101.64
CITY OF COACHELLA	778-352-005	85456	CALLE ROSA	Trash Service	1	\$ 29.94	\$ 29.94	\$ 359.28
CITY OF COACHELLA	778-352-006	85490	CALLE ROSA	Trash Service	1	\$ 29.94	\$ 29.94	\$ 359.28
CITY OF COACHELLA	778-352-006	85490	CALLE ROSA	Additional Trash	1	\$ 8.47	\$ 8.47	\$ 101.64
CITY OF COACHELLA	778-360-002	85421	CALLE NINOS	Trash Service	1	\$ 29.94	\$ 29.94	\$ 359.28
CITY OF COACHELLA	778-360-003	85389	CALLE NINOS	Trash Service	1	\$ 29.94	\$ 29.94	\$ 359.28
CITY OF COACHELLA	778-360-004	85357	CALLE NINOS	Trash Service	1	\$ 29.94	\$ 29.94	\$ 359.28
CITY OF COACHELLA	778-360-004	85357	CALLE NINOS	Additional Trash	1	\$ 8.47	\$ 8.47	\$ 101.64
CITY OF COACHELLA	778-360-005	53513	CALLE AMIGOS	Trash Service	1	\$ 29.94	\$ 29.94	\$ 359.28
CITY OF COACHELLA	778-360-006	53487	CALLE AMIGOS	Trash Service	1	\$ 29.94	\$ 29.94	\$ 359.28
CITY OF COACHELLA	778-360-007	53461	CALLE AMIGOS	Trash Service	1	\$ 29.94	\$ 29.94	\$ 359.28
CITY OF COACHELLA	778-360-008	53425	CALLE AMIGOS	Trash Service	1	\$ 29.94	\$ 29.94	\$ 359.28
CITY OF COACHELLA	778-360-008	53425	CALLE AMIGOS	Additional Trash	1	\$ 8.47	\$ 8.47	\$ 101.64
CITY OF COACHELLA	778-360-009	53399	CALLE AMIGOS	Trash Service	1	\$ 29.94	\$ 29.94	\$ 359.28
CITY OF COACHELLA	778-360-009	53399	CALLE AMIGOS	Additional Green	1	\$ 8.47	\$ 8.47	\$ 101.64
CITY OF COACHELLA	778-360-010	53371	CALLE AMIGOS	Trash Service	1	\$ 29.94	\$ 29.94	\$ 359.28
CITY OF COACHELLA	778-360-011	53349	CALLE AMIGOS	Trash Service	1	\$ 29.94	\$ 29.94	\$ 359.28
CITY OF COACHELLA	778-360-011	53349	CALLE AMIGOS	Additional Trash	1	\$ 8.47	\$ 8.47	\$ 101.64
CITY OF COACHELLA	778-360-012	53325	CALLE AMIGOS	Trash Service	1	\$ 29.94	\$ 29.94	\$ 359.28
CITY OF COACHELLA	778-360-012	53325	CALLE AMIGOS	Additional Green	1	\$ 8.47	\$ 8.47	\$ 101.64
CITY OF COACHELLA	778-360-013	53324	CALLE AMIGOS	Trash Service	3	\$ 29.94	\$ 89.82	\$ 1,077.84
CITY OF COACHELLA	778-360-013	53324	CALLE AMIGOS	Additional Trash	1	\$ 8.47	\$ 8.47	\$ 101.64
CITY OF COACHELLA	778-360-014	53348	CALLE AMIGOS	Trash Service	1	\$ 29.94	\$ 29.94	\$ 359.28

City of Coachella Final 2022-23 Tax File

Customer Name	Parcel #	Address	Street	Service Level	Units	Monthly Rate	Total Montly Rate	Annual Rate
CITY OF COACHELLA	778-360-015	53370	CALLE AMIGOS	Trash Service	1	\$ 29.94	\$ 29.94	\$ 359.28
CITY OF COACHELLA	778-360-015	53370	CALLE AMIGOS	Additional Trash	1	\$ 8.47	\$ 8.47	\$ 101.64
CITY OF COACHELLA	778-360-016	53398	CALLE AMIGOS	Trash Service	1	\$ 29.94	\$ 29.94	\$ 359.28
CITY OF COACHELLA	778-360-016	53398	CALLE AMIGOS	Additional Trash	1	\$ 8.47	\$ 8.47	\$ 101.64
CITY OF COACHELLA	778-360-017	53426	CALLE AMIGOS	Trash Service	1	\$ 29.94	\$ 29.94	\$ 359.28
CITY OF COACHELLA	778-360-017	53426	CALLE AMIGOS	Additional Trash	1	\$ 8.47	\$ 8.47	\$ 101.64
CITY OF COACHELLA	778-360-018	53460	CALLE AMIGOS	Trash Service	1	\$ 29.94	\$ 29.94	\$ 359.28
CITY OF COACHELLA	778-360-018	53460	CALLE AMIGOS	Additional Trash	1	\$ 8.47	\$ 8.47	\$ 101.64
CITY OF COACHELLA	778-360-019	53486	CALLE AMIGOS	Trash Service	2	\$ 29.94	\$ 59.88	\$ 718.56
CITY OF COACHELLA	778-360-019	53486	CALLE AMIGOS	Additional Trash	1	\$ 8.47	\$ 8.47	\$ 101.64
CITY OF COACHELLA	778-360-020	53512	CALLE AMIGOS	Trash Service	1	\$ 29.94	\$ 29.94	\$ 359.28
CITY OF COACHELLA	778-360-020	53512	CALLE AMIGOS	Additional Trash	1	\$ 8.47	\$ 8.47	\$ 101.64
CITY OF COACHELLA	778-370-001	85660	DIEGO CT	Trash Service	1	\$ 29.94	\$ 29.94	\$ 359.28
CITY OF COACHELLA	778-370-002	85684	DIEGO CT	Trash Service	1	\$ 29.94	\$ 29.94	\$ 359.28
CITY OF COACHELLA	778-370-003	85708	DIEGO CT	Trash Service	1	\$ 29.94	\$ 29.94	\$ 359.28
CITY OF COACHELLA	778-370-004	85732	DIEGO CT	Trash Service	1	\$ 29.94	\$ 29.94	\$ 359.28
CITY OF COACHELLA	778-370-005	85756	DIEGO CT	Trash Service	1	\$ 29.94	\$ 29.94	\$ 359.28
CITY OF COACHELLA	778-370-006	85780	DIEGO CT	Trash Service	1	\$ 29.94	\$ 29.94	\$ 359.28
CITY OF COACHELLA	778-370-007	85779	GUADALUPANA CT	Trash Service	1	\$ 29.94	\$ 29.94	\$ 359.28
CITY OF COACHELLA	778-370-008	85755	GUADALUPANA CT	Trash Service	1	\$ 29.94	\$ 29.94	\$ 359.28
CITY OF COACHELLA	778-370-009	85731	GUADALUPANA CT	Trash Service	1	\$ 29.94	\$ 29.94	\$ 359.28
CITY OF COACHELLA	778-370-010	85707	GUADALUPANA CT	Trash Service	1	\$ 29.94	\$ 29.94	\$ 359.28
CITY OF COACHELLA	778-370-011	85681	GUADALUPANA CT	Trash Service	1	\$ 29.94	\$ 29.94	\$ 359.28
CITY OF COACHELLA	778-370-012	85659	GUADALUPANA CT	Trash Service	1	\$ 29.94	\$ 29.94	\$ 359.28
CITY OF COACHELLA	778-370-013	85586	GUADALUPANA CT	Trash Service	1	\$ 29.94	\$ 29.94	\$ 359.28
CITY OF COACHELLA	778-370-016	85658	GUADALUPANA CT	Trash Service	1	\$ 29.94	\$ 29.94	\$ 359.28
CITY OF COACHELLA	778-370-017	85682	GUADALUPANA CT	Trash Service	1	\$ 29.94	\$ 29.94	\$ 359.28
CITY OF COACHELLA	778-370-018	85706	GUADALUPANA CT	Trash Service	1	\$ 29.94	\$ 29.94	\$ 359.28
CITY OF COACHELLA	778-370-019	85730	GUADALUPANA CT	Trash Service	1	\$ 29.94	\$ 29.94	\$ 359.28
CITY OF COACHELLA	778-370-020	85754	GUADALUPANA CT	Trash Service	1	\$ 29.94	\$ 29.94	\$ 359.28
CITY OF COACHELLA	778-370-021	85778	GUADALUPANA CT	Trash Service	1	\$ 29.94	\$ 29.94	\$ 359.28
CITY OF COACHELLA	778-370-022	85777	VIA TEPEYAC	Trash Service	1	\$ 29.94	\$ 29.94	\$ 359.28
CITY OF COACHELLA	778-370-023	85753	VIA TEPEYAC	Trash Service	1	\$ 29.94	\$ 29.94	\$ 359.28
CITY OF COACHELLA	778-370-024	85729	VIA TEPEYAC	Trash Service	1	\$ 29.94	\$ 29.94	\$ 359.28
CITY OF COACHELLA	778-370-025	85705	VIA TEPEYAC	Trash Service	1	\$ 29.94	\$ 29.94	\$ 359.28
CITY OF COACHELLA	778-370-026	85681	VIA TEPEYAC	Trash Service	1	\$ 29.94	\$ 29.94	\$ 359.28
CITY OF COACHELLA	778-370-027	85657	VIA TEPEYAC	Trash Service	1	\$ 29.94	\$ 29.94	\$ 359.28
CITY OF COACHELLA	778-370-028	85633	VIA TEPEYAC	Trash Service	1	\$ 29.94	\$ 29.94	\$ 359.28
CITY OF COACHELLA	778-370-029	85609	VIA TEPEYAC	Trash Service	1	\$ 29.94	\$ 29.94	\$ 359.28
CITY OF COACHELLA	778-370-029	85609	VIA TEPEYAC	Additional Trash	1	\$ 8.47	\$ 8.47	\$ 101.64

City of Coachella Final 2022-23 Tax File

Customer Name	Parcel #	Address	Street	Service Level	Units	Monthly Rate	Total Montly Rate	Annual Rate
CITY OF COACHELLA	778-370-029	85609	VIA TEPEYAC	Additional Green	1	\$ 8.47	\$ 8.47	\$ 101.64
CITY OF COACHELLA	778-370-034	85585	VIA TEPEYAC	Trash Service	1	\$ 29.94	\$ 29.94	\$ 359.28
CITY OF COACHELLA	778-370-034	85585	VIA TEPEYAC	Additional Trash	1	\$ 8.47	\$ 8.47	\$ 101.64
CITY OF COACHELLA	778-370-034	85585	VIA TEPEYAC	Additional Green	2	\$ 8.47	\$ 16.94	\$ 203.28
CITY OF COACHELLA	778-370-034	85585	VIA TEPEYAC	Additional Recycle	1	\$ 8.47	\$ 8.47	\$ 101.64
CITY OF COACHELLA	778-370-035	85561	VIA TEPEYAC	Trash Service	1	\$ 29.94	\$ 29.94	\$ 359.28
CITY OF COACHELLA	778-370-035	85561	VIA TEPEYAC	Additional Trash	1	\$ 8.47	\$ 8.47	\$ 101.64
CITY OF COACHELLA	778-370-036	53256	CALLE SOLEDAD	Trash Service	1	\$ 29.94	\$ 29.94	\$ 359.28
CITY OF COACHELLA	778-370-036	53256	CALLE SOLEDAD	Additional Trash	1	\$ 8.47	\$ 8.47	\$ 101.64
CITY OF COACHELLA	778-370-037	53280	CALLE SOLEDAD	Trash Service	1	\$ 29.94	\$ 29.94	\$ 359.28
CITY OF COACHELLA	778-370-038	53304	CALLE SOLEDAD	Trash Service	1	\$ 29.94	\$ 29.94	\$ 359.28
CITY OF COACHELLA	778-370-039	53328	CALLE SOLEDAD	Trash Service	1	\$ 29.94	\$ 29.94	\$ 359.28
CITY OF COACHELLA	778-370-041	85610	GUADALUPANA CT	Trash Service	1	\$ 29.94	\$ 29.94	\$ 359.28
CITY OF COACHELLA	778-370-041	85610	GUADALUPANA CT	Additional Recycle	1	\$ 8.47	\$ 8.47	\$ 101.64
CITY OF COACHELLA	778-370-042	85634	GUADALUPANA CT	Trash Service	1	\$ 29.94	\$ 29.94	\$ 359.28
CITY OF COACHELLA	778-371-001	53375	CALLE SOLEDAD	Trash Service	1	\$ 29.94	\$ 29.94	\$ 359.28
CITY OF COACHELLA	778-371-002	53351	CALLE SOLEDAD	Trash Service	1	\$ 29.94	\$ 29.94	\$ 359.28
CITY OF COACHELLA	778-371-003	53327	CALLE SOLEDAD	Trash Service	1	\$ 29.94	\$ 29.94	\$ 359.28
CITY OF COACHELLA	778-371-004	53303	CALLE SOLEDAD	Trash Service	1	\$ 29.94	\$ 29.94	\$ 359.28
CITY OF COACHELLA	778-371-005	53279	CALLE SOLEDAD	Trash Service	1	\$ 29.94	\$ 29.94	\$ 359.28
CITY OF COACHELLA	778-371-006	53255	CALLE SOLEDAD	Trash Service	1	\$ 29.94	\$ 29.94	\$ 359.28
CITY OF COACHELLA	778-371-006	53255	CALLE SOLEDAD	Additional Trash	1	\$ 8.47	\$ 8.47	\$ 101.64
CITY OF COACHELLA	778-371-007	53231	CALLE SOLEDAD	Trash Service	1	\$ 29.94	\$ 29.94	\$ 359.28
CITY OF COACHELLA	778-371-008	53207	CALLE SOLEDAD	Trash Service	1	\$ 29.94	\$ 29.94	\$ 359.28
CITY OF COACHELLA	778-371-009	53183	CALLE SOLEDAD	Trash Service	1	\$ 29.94	\$ 29.94	\$ 359.28
CITY OF COACHELLA	778-371-010	53159	CALLE SOLEDAD	Trash Service	1	\$ 29.94	\$ 29.94	\$ 359.28
CITY OF COACHELLA	778-371-011	53135	CALLE SOLEDAD	Trash Service	1	\$ 29.94	\$ 29.94	\$ 359.28
CITY OF COACHELLA	778-371-012	53111	CALLE SOLEDAD	Trash Service	1	\$ 29.94	\$ 29.94	\$ 359.28
CITY OF COACHELLA	778-372-001	53112	CALLE SOLEDAD	Trash Service	1	\$ 29.94	\$ 29.94	\$ 359.28
CITY OF COACHELLA	778-372-002	53136	CALLE SOLEDAD	Trash Service	1	\$ 29.94	\$ 29.94	\$ 359.28
CITY OF COACHELLA	778-372-003	85562	VIA TEPEYAC	Trash Service	1	\$ 29.94	\$ 29.94	\$ 359.28
CITY OF COACHELLA	778-372-004	85586	VIA TEPEYAC	Trash Service	1	\$ 29.94	\$ 29.94	\$ 359.28
CITY OF COACHELLA	778-372-005	85610	VIA TEPEYAC	Trash Service	1	\$ 29.94	\$ 29.94	\$ 359.28
CITY OF COACHELLA	778-372-005	85610	VIA TEPEYAC	Additional Trash	1	\$ 8.47	\$ 8.47	\$ 101.64
CITY OF COACHELLA	778-372-006	85575	AVE 53	Trash Service	1	\$ 29.94	\$ 29.94	\$ 359.28
CITY OF COACHELLA	778-372-006	85575	AVE 53	Additional Trash	1	\$ 8.47	\$ 8.47	\$ 101.64
CITY OF COACHELLA	778-372-008	85634	VIA TEPEYAC	Trash Service	1	\$ 29.94	\$ 29.94	\$ 359.28
CITY OF COACHELLA	778-372-009	53161	TEPEYAC CT	Trash Service	1	\$ 29.94	\$ 29.94	\$ 359.28
CITY OF COACHELLA	778-372-010	53137	TEPEYAC CT	Trash Service	1	\$ 29.94	\$ 29.94	\$ 359.28
CITY OF COACHELLA	778-372-011	53113	TEPEYAC CT	Trash Service	1	\$ 29.94	\$ 29.94	\$ 359.28

City of Coachella Final 2022-23 Tax File

Customer Name	Parcel #	Address	Street	Service Level	Units	Monthly Rate	Total Montly Rate	Annual Rate
CITY OF COACHELLA	778-372-012	53112	TEPEYAC CT	Trash Service	1	\$ 29.94	\$ 29.94	\$ 359.28
CITY OF COACHELLA	778-372-013	53136	TEPEYAC CT	Trash Service	1	\$ 29.94	\$ 29.94	\$ 359.28
CITY OF COACHELLA	778-372-013	53136	TEPEYAC CT	Additional Recycle	1	\$ 8.47	\$ 8.47	\$ 101.64
CITY OF COACHELLA	778-372-014	53160	TEPEYAC CT	Trash Service	1	\$ 29.94	\$ 29.94	\$ 359.28
CITY OF COACHELLA	778-372-014	53160	TEPEYAC CT	Additional Trash	1	\$ 8.47	\$ 8.47	\$ 101.64
CITY OF COACHELLA	778-372-015	53184	TEPEYAC CT	Trash Service	1	\$ 29.94	\$ 29.94	\$ 359.28
CITY OF COACHELLA	778-372-016	53181	SHADY LANE	Trash Service	1	\$ 29.94	\$ 29.94	\$ 359.28
CITY OF COACHELLA	778-372-017	53157	SHADY LANE	Trash Service	1	\$ 29.94	\$ 29.94	\$ 359.28
CITY OF COACHELLA	778-372-018	53133	SHADY LANE	Trash Service	1	\$ 29.94	\$ 29.94	\$ 359.28
CITY OF COACHELLA	778-372-018	53133	SHADY LANE	Additional Trash	1	\$ 8.47	\$ 8.47	\$ 101.64
CITY OF COACHELLA	778-372-019	53109	SHADY LANE	Trash Service	1	\$ 29.94	\$ 29.94	\$ 359.28
CITY OF COACHELLA	778-373-001	53114	SHADY LANE	Trash Service	1	\$ 29.94	\$ 29.94	\$ 359.28
CITY OF COACHELLA	778-373-002	53138	SHADY LANE	Trash Service	1	\$ 29.94	\$ 29.94	\$ 359.28
CITY OF COACHELLA	778-373-003	53162	SHADY LANE	Trash Service	1	\$ 29.94	\$ 29.94	\$ 359.28
CITY OF COACHELLA	778-373-004	53186	SHADY LANE	Trash Service	1	\$ 29.94	\$ 29.94	\$ 359.28
CITY OF COACHELLA	778-373-005	53210	SHADY LANE	Trash Service	1	\$ 29.94	\$ 29.94	\$ 359.28
CITY OF COACHELLA	778-373-006	53234	SHADY LANE	Trash Service	1	\$ 29.94	\$ 29.94	\$ 359.28
CITY OF COACHELLA	778-373-007	53258	SHADY LANE	Trash Service	1	\$ 29.94	\$ 29.94	\$ 359.28
CITY OF COACHELLA	778-373-008	53282	SHADY LANE	Trash Service	1	\$ 29.94	\$ 29.94	\$ 359.28
CITY OF COACHELLA	778-373-009	53306	SHADY LANE	Trash Service	1	\$ 29.94	\$ 29.94	\$ 359.28
CITY OF COACHELLA	778-373-010	53330	SHADY LANE	Trash Service	1	\$ 29.94	\$ 29.94	\$ 359.28
CITY OF COACHELLA	778-373-011	53354	SHADY LANE	Trash Service	1	\$ 29.94	\$ 29.94	\$ 359.28
CITY OF COACHELLA	778-373-012	53378	SHADY LANE	Trash Service	1	\$ 29.94	\$ 29.94	\$ 359.28
CITY OF COACHELLA	778-373-013	53402	SHADY LANE	Trash Service	1	\$ 29.94	\$ 29.94	\$ 359.28
CITY OF COACHELLA	778-373-013	53402	SHADY LANE	Additional Trash	1	\$ 8.47	\$ 8.47	\$ 101.64
CITY OF COACHELLA	778-373-014	53426	SHADY LANE	Trash Service	1	\$ 29.94	\$ 29.94	\$ 359.28
CITY OF COACHELLA	778-380-001	85781	DIEGO CT	Trash Service	1	\$ 29.94	\$ 29.94	\$ 359.28
CITY OF COACHELLA	778-380-001	85781	DIEGO CT	Additional Trash	1	\$ 8.47	\$ 8.47	\$ 101.64
CITY OF COACHELLA	778-380-002	85757	DIEGO CT	Trash Service	1	\$ 29.94	\$ 29.94	\$ 359.28
CITY OF COACHELLA	778-380-003	85733	DIEGO CT	Trash Service	1	\$ 29.94	\$ 29.94	\$ 359.28
CITY OF COACHELLA	778-380-004	85709	DIEGO CT	Trash Service	1	\$ 29.94	\$ 29.94	\$ 359.28
CITY OF COACHELLA	778-380-005	85685	DIEGO CT	Trash Service	1	\$ 29.94	\$ 29.94	\$ 359.28
CITY OF COACHELLA	778-380-006	85661	DIEGO CT	Trash Service	1	\$ 29.94	\$ 29.94	\$ 359.28
CITY OF COACHELLA	778-380-007	85637	DIEGO CT	Trash Service	1	\$ 29.94	\$ 29.94	\$ 359.28
CITY OF COACHELLA	778-380-011	85638	VIA MISIONERO	Trash Service	1	\$ 29.94	\$ 29.94	\$ 359.28
CITY OF COACHELLA	778-380-012	85662	VIA MISIONERO	Trash Service	1	\$ 29.94	\$ 29.94	\$ 359.28
CITY OF COACHELLA	778-380-013	85686	VIA MISIONERO	Trash Service	1	\$ 29.94	\$ 29.94	\$ 359.28
CITY OF COACHELLA	778-380-014	85710	VIA MISIONERO	Trash Service	1	\$ 29.94	\$ 29.94	\$ 359.28
CITY OF COACHELLA	778-380-015	85734	VIA MISIONERO	Trash Service	1	\$ 29.94	\$ 29.94	\$ 359.28
CITY OF COACHELLA	778-380-016	85758	VIA MISIONERO	Trash Service	1	\$ 29.94	\$ 29.94	\$ 359.28

City of Coachella Final 2022-23 Tax File

Customer Name	Parcel #	Address	Street	Service Level	Units	Monthly Rate	Total Montly Rate	Annual Rate
CITY OF COACHELLA	778-380-017	85782	VIA MISIONERO	Trash Service	1	\$ 29.94	\$ 29.94	\$ 359.28
CITY OF COACHELLA	778-380-017	85782	VIA MISIONERO	Additional Recycle	1	\$ 8.47	\$ 8.47	\$ 101.64
CITY OF COACHELLA	778-380-020	53352	CALLE SOLEDAD	Trash Service	1	\$ 29.94	\$ 29.94	\$ 359.28
CITY OF COACHELLA	778-380-021	53376	CALLE SOLEDAD	Trash Service	1	\$ 29.94	\$ 29.94	\$ 359.28
CITY OF COACHELLA	778-380-022	53400	CALLE SOLEDAD	Trash Service	1	\$ 29.94	\$ 29.94	\$ 359.28
CITY OF COACHELLA	778-380-023	53424	CALLE SOLEDAD	Trash Service	1	\$ 29.94	\$ 29.94	\$ 359.28
CITY OF COACHELLA	778-380-023	53424	CALLE SOLEDAD	Additional Trash	1	\$ 8.47	\$ 8.47	\$ 101.64
CITY OF COACHELLA	778-380-024	85566	VIA MISIONERO	Trash Service	1	\$ 29.94	\$ 29.94	\$ 359.28
CITY OF COACHELLA	778-380-024	85566	VIA MISIONERO	Additional Trash	1	\$ 8.47	\$ 8.47	\$ 101.64
CITY OF COACHELLA	778-380-024	85566	VIA MISIONERO	Additional Green	1	\$ 8.47	\$ 8.47	\$ 101.64
CITY OF COACHELLA	778-380-025	85590	VIA MISIONERO	Trash Service	1	\$ 29.94	\$ 29.94	\$ 359.28
CITY OF COACHELLA	778-380-027	85614	VIA MISIONERO	Trash Service	1	\$ 29.94	\$ 29.94	\$ 359.28
CITY OF COACHELLA	778-380-028	85613	DIEGO CT	Trash Service	1	\$ 29.94	\$ 29.94	\$ 359.28
CITY OF COACHELLA	778-380-029	85589	DIEGO CT	Trash Service	1	\$ 29.94	\$ 29.94	\$ 359.28
CITY OF COACHELLA	778-381-001	85809	VIA MISIONERO	Trash Service	1	\$ 29.94	\$ 29.94	\$ 359.28
CITY OF COACHELLA	778-381-001	85809	VIA MISIONERO	Additional Trash	1	\$ 8.47	\$ 8.47	\$ 101.64
CITY OF COACHELLA	778-381-002	85785	VIA MISIONERO	Trash Service	1	\$ 29.94	\$ 29.94	\$ 359.28
CITY OF COACHELLA	778-381-003	85761	VIA MISIONERO	Trash Service	1	\$ 29.94	\$ 29.94	\$ 359.28
CITY OF COACHELLA	778-381-004	85737	VIA MISIONERO	Trash Service	1	\$ 29.94	\$ 29.94	\$ 359.28
CITY OF COACHELLA	778-381-005	85713	VIA MISIONERO	Trash Service	1	\$ 29.94	\$ 29.94	\$ 359.28
CITY OF COACHELLA	778-381-006	85689	VIA MISIONERO	Trash Service	1	\$ 29.94	\$ 29.94	\$ 359.28
CITY OF COACHELLA	778-381-007	85665	VIA MISIONERO	Trash Service	1	\$ 29.94	\$ 29.94	\$ 359.28
CITY OF COACHELLA	778-381-008	85641	VIA MISIONERO	Trash Service	1	\$ 29.94	\$ 29.94	\$ 359.28
CITY OF COACHELLA	778-381-009	85617	VIA MISIONERO	Trash Service	1	\$ 29.94	\$ 29.94	\$ 359.28
CITY OF COACHELLA	778-381-009	85617	VIA MISIONERO	Additional Trash	1	\$ 8.47	\$ 8.47	\$ 101.64
CITY OF COACHELLA	778-381-010	85593	VIA MISIONERO	Trash Service	1	\$ 29.94	\$ 29.94	\$ 359.28
CITY OF COACHELLA	778-381-011	85569	VIA MISIONERO	Trash Service	1	\$ 29.94	\$ 29.94	\$ 359.28
CITY OF COACHELLA	778-381-011	85569	VIA MISIONERO	Additional Trash	1	\$ 8.47	\$ 8.47	\$ 101.64
CITY OF COACHELLA	778-381-012	85545	VIA MISIONERO	Trash Service	1	\$ 29.94	\$ 29.94	\$ 359.28
CITY OF COACHELLA	778-381-012	85545	VIA MISIONERO	Additional Trash	1	\$ 8.47	\$ 8.47	\$ 101.64
CITY OF COACHELLA	778-381-013	53543	CALLE SOLEDAD	Trash Service	1	\$ 29.94	\$ 29.94	\$ 359.28
CITY OF COACHELLA	778-381-013	53543	CALLE SOLEDAD	Additional Trash	1	\$ 8.47	\$ 8.47	\$ 101.64
CITY OF COACHELLA	778-381-014	53519	CALLE SOLEDAD	Trash Service	1	\$ 29.94	\$ 29.94	\$ 359.28
CITY OF COACHELLA	778-381-015	53495	CALLE SOLEDAD	Trash Service	1	\$ 29.94	\$ 29.94	\$ 359.28
CITY OF COACHELLA	778-381-015	53495	CALLE SOLEDAD	Additional Trash	1	\$ 8.47	\$ 8.47	\$ 101.64
CITY OF COACHELLA	778-381-016	53471	CALLE SOLEDAD	Trash Service	1	\$ 29.94	\$ 29.94	\$ 359.28
CITY OF COACHELLA	778-381-017	53447	CALLE SOLEDAD	Trash Service	1	\$ 29.94	\$ 29.94	\$ 359.28
CITY OF COACHELLA	778-381-018	53423	CALLE SOLEDAD	Trash Service	1	\$ 29.94	\$ 29.94	\$ 359.28
CITY OF COACHELLA	778-381-019	53399	CALLE SOLEDAD	Trash Service	1	\$ 29.94	\$ 29.94	\$ 359.28
CITY OF COACHELLA	778-400-005	53918	CALLE BALDERAS	Trash Service	1	\$ 29.94	\$ 29.94	\$ 359.28

City of Coachella Final 2022-23 Tax File

Customer Name	Parcel #	Address	Street	Service Level	Units	Monthly Rate	Total Montly Rate	Annual Rate
CITY OF COACHELLA	778-400-006	53910	CALLE BALDERAS	Trash Service	1	\$ 29.94	\$ 29.94	\$ 359.28
CITY OF COACHELLA	778-400-007	53902	CALLE BALDERAS	Trash Service	1	\$ 29.94	\$ 29.94	\$ 359.28
CITY OF COACHELLA	778-400-008	53894	CALLE BALDERAS	Trash Service	1	\$ 29.94	\$ 29.94	\$ 359.28
CITY OF COACHELLA	778-400-011	53870	CALLE BALDERAS	Trash Service	1	\$ 29.94	\$ 29.94	\$ 359.28
CITY OF COACHELLA	778-400-012	53862	CALLE BALDERAS	Trash Service	1	\$ 29.94	\$ 29.94	\$ 359.28
CITY OF COACHELLA	778-400-013	53865	CALLE SANBORN	Trash Service	1	\$ 29.94	\$ 29.94	\$ 359.28
CITY OF COACHELLA	778-400-014	53873	CALLE SANBORN	Trash Service	1	\$ 29.94	\$ 29.94	\$ 359.28
CITY OF COACHELLA	778-400-015	53881	CALLE SANBORN	Trash Service	1	\$ 29.94	\$ 29.94	\$ 359.28
CITY OF COACHELLA	778-400-016	53889	CALLE SANBORN	Trash Service	1	\$ 29.94	\$ 29.94	\$ 359.28
CITY OF COACHELLA	778-400-017	53897	CALLE SANBORN	Trash Service	1	\$ 29.94	\$ 29.94	\$ 359.28
CITY OF COACHELLA	778-400-018	53901	CALLE SANBORN	Trash Service	1	\$ 29.94	\$ 29.94	\$ 359.28
CITY OF COACHELLA	778-400-019	53909	CALLE SANBORN	Trash Service	1	\$ 29.94	\$ 29.94	\$ 359.28
CITY OF COACHELLA	778-400-020	53917	CALLE SANBORN	Trash Service	1	\$ 29.94	\$ 29.94	\$ 359.28
CITY OF COACHELLA	778-400-021	53925	CALLE SANBORN	Trash Service	1	\$ 29.94	\$ 29.94	\$ 359.28
CITY OF COACHELLA	778-400-022	53933	CALLE SANBORN	Trash Service	1	\$ 29.94	\$ 29.94	\$ 359.28
CITY OF COACHELLA	778-400-023	53941	CALLE SANBORN	Trash Service	1	\$ 29.94	\$ 29.94	\$ 359.28
CITY OF COACHELLA	778-400-024	53949	CALLE SANBORN	Trash Service	1	\$ 29.94	\$ 29.94	\$ 359.28
CITY OF COACHELLA	778-400-025	53957	CALLE SANBORN	Trash Service	1	\$ 29.94	\$ 29.94	\$ 359.28
CITY OF COACHELLA	778-400-026	53969	CALLE SANBORN	Trash Service	1	\$ 29.94	\$ 29.94	\$ 359.28
CITY OF COACHELLA	778-400-026	53965	CALLE SANBORN	Trash Service	1	\$ 29.94	\$ 29.94	\$ 359.28
CITY OF COACHELLA	778-400-027	53973	CALLE SANBORN	Trash Service	1	\$ 29.94	\$ 29.94	\$ 359.28
CITY OF COACHELLA	778-401-001	53846	CALLE BALDERAS	Trash Service	1	\$ 29.94	\$ 29.94	\$ 359.28
CITY OF COACHELLA	778-401-001	53846	CALLE BALDERAS	Additional Trash	1	\$ 8.47	\$ 8.47	\$ 101.64
CITY OF COACHELLA	778-401-002	53838	CALLE BALDERAS	Trash Service	1	\$ 29.94	\$ 29.94	\$ 359.28
CITY OF COACHELLA	778-401-003	53830	CALLE BALDERAS	Trash Service	1	\$ 29.94	\$ 29.94	\$ 359.28
CITY OF COACHELLA	778-401-004	53822	CALLE BALDERAS	Trash Service	1	\$ 29.94	\$ 29.94	\$ 359.28
CITY OF COACHELLA	778-401-005	53814	CALLE BALDERAS	Trash Service	1	\$ 29.94	\$ 29.94	\$ 359.28
CITY OF COACHELLA	778-401-006	53806	CALLE BALDERAS	Trash Service	1	\$ 29.94	\$ 29.94	\$ 359.28
CITY OF COACHELLA	778-401-007	53798	CALLE BALDERAS	Trash Service	1	\$ 29.94	\$ 29.94	\$ 359.28
CITY OF COACHELLA	778-401-007	53798	CALLE BALDERAS	Additional Green	1	\$ 8.47	\$ 8.47	\$ 101.64
CITY OF COACHELLA	778-401-008	53790	CALLE BALDERAS	Trash Service	1	\$ 29.94	\$ 29.94	\$ 359.28
CITY OF COACHELLA	778-401-009	53782	CALLE BALDERAS	Trash Service	1	\$ 29.94	\$ 29.94	\$ 359.28
CITY OF COACHELLA	778-401-010	53774	CALLE BALDERAS	Trash Service	1	\$ 29.94	\$ 29.94	\$ 359.28
CITY OF COACHELLA	778-401-011	53775	CALLE SANBORN	Trash Service	1	\$ 29.94	\$ 29.94	\$ 359.28
CITY OF COACHELLA	778-401-011	53773	CALLE SANBORN	Trash Service	1	\$ 29.94	\$ 29.94	\$ 359.28
CITY OF COACHELLA	778-401-012	53781	CALLE SANBORN	Trash Service	1	\$ 29.94	\$ 29.94	\$ 359.28
CITY OF COACHELLA	778-401-013	53789	CALLE SANBORN	Trash Service	1	\$ 29.94	\$ 29.94	\$ 359.28
CITY OF COACHELLA	778-401-014	53797	CALLE SANBORN	Trash Service	1	\$ 29.94	\$ 29.94	\$ 359.28
CITY OF COACHELLA	778-401-014	53797	CALLE SANBORN	Additional Trash	1	\$ 8.47	\$ 8.47	\$ 101.64
CITY OF COACHELLA	778-401-015	53805	CALLE SANBORN	Trash Service	1	\$ 29.94	\$ 29.94	\$ 359.28

City of Coachella Final 2022-23 Tax File

Customer Name	Parcel #	Address	Street	Service Level	Units	Monthly Rate	Total Montly Rate	Annual Rate
CITY OF COACHELLA	778-401-016	53813	CALLE SANBORN	Trash Service	1	\$ 29.94	\$ 29.94	\$ 359.28
CITY OF COACHELLA	778-401-017	53821	CALLE SANBORN	Trash Service	1	\$ 29.94	\$ 29.94	\$ 359.28
CITY OF COACHELLA	778-401-018	53829	CALLE SANBORN	Trash Service	1	\$ 29.94	\$ 29.94	\$ 359.28
CITY OF COACHELLA	778-401-018	53829	CALLE SANBORN	Additional Trash	1	\$ 8.47	\$ 8.47	\$ 101.64
CITY OF COACHELLA	778-401-019	53837	CALLE SANBORN	Trash Service	1	\$ 29.94	\$ 29.94	\$ 359.28
CITY OF COACHELLA	778-401-020	53845	CALLE SANBORN	Trash Service	1	\$ 29.94	\$ 29.94	\$ 359.28
CITY OF COACHELLA	778-402-001	53846	CALLE SANBORN	Trash Service	1	\$ 29.94	\$ 29.94	\$ 359.28
CITY OF COACHELLA	778-402-001	53846	CALLE SANBORN	Additional Trash	1	\$ 8.47	\$ 8.47	\$ 101.64
CITY OF COACHELLA	778-402-002	53838	CALLE SANBORN	Trash Service	1	\$ 29.94	\$ 29.94	\$ 359.28
CITY OF COACHELLA	778-402-003	53830	CALLE SANBORN	Trash Service	1	\$ 29.94	\$ 29.94	\$ 359.28
CITY OF COACHELLA	778-402-004	53822	CALLE SANBORN	Trash Service	1	\$ 29.94	\$ 29.94	\$ 359.28
CITY OF COACHELLA	778-402-005	53814	CALLE SANBORN	Trash Service	1	\$ 29.94	\$ 29.94	\$ 359.28
CITY OF COACHELLA	778-402-005	53814	CALLE SANBORN	Additional Trash	1	\$ 8.47	\$ 8.47	\$ 101.64
CITY OF COACHELLA	778-402-006	53806	CALLE SANBORN	Trash Service	1	\$ 29.94	\$ 29.94	\$ 359.28
CITY OF COACHELLA	778-402-007	53798	CALLE SANBORN	Trash Service	1	\$ 29.94	\$ 29.94	\$ 359.28
CITY OF COACHELLA	778-402-008	53790	CALLE SANBORN	Trash Service	1	\$ 29.94	\$ 29.94	\$ 359.28
CITY OF COACHELLA	778-402-009	53782	CALLE SANBORN	Trash Service	1	\$ 29.94	\$ 29.94	\$ 359.28
CITY OF COACHELLA	778-402-010	53774	CALLE SANBORN	Trash Service	1	\$ 29.94	\$ 29.94	\$ 359.28
CITY OF COACHELLA	778-402-011	53773	CALLE RUIZ	Trash Service	1	\$ 29.94	\$ 29.94	\$ 359.28
CITY OF COACHELLA	778-402-012	53781	CALLE RUIZ	Trash Service	1	\$ 29.94	\$ 29.94	\$ 359.28
CITY OF COACHELLA	778-402-013	53789	CALLE RUIZ	Trash Service	1	\$ 29.94	\$ 29.94	\$ 359.28
CITY OF COACHELLA	778-402-014	53797	CALLE RUIZ	Trash Service	1	\$ 29.94	\$ 29.94	\$ 359.28
CITY OF COACHELLA	778-402-015	53805	CALLE RUIZ	Trash Service	1	\$ 29.94	\$ 29.94	\$ 359.28
CITY OF COACHELLA	778-402-016	53813	CALLE RUIZ	Trash Service	1	\$ 29.94	\$ 29.94	\$ 359.28
CITY OF COACHELLA	778-402-017	53821	CALLE RUIZ	Trash Service	1	\$ 29.94	\$ 29.94	\$ 359.28
CITY OF COACHELLA	778-402-018	53829	CALLE RUIZ	Trash Service	1	\$ 29.94	\$ 29.94	\$ 359.28
CITY OF COACHELLA	778-402-019	53837	CALLE RUIZ	Trash Service	1	\$ 29.94	\$ 29.94	\$ 359.28
CITY OF COACHELLA	778-402-020	53845	CALLE RUIZ	Trash Service	1	\$ 29.94	\$ 29.94	\$ 359.28
CITY OF COACHELLA	778-403-001	53866	CALLE SANBORN	Trash Service	1	\$ 29.94	\$ 29.94	\$ 359.28
CITY OF COACHELLA	778-403-002	53874	CALLE SANBORN	Trash Service	1	\$ 29.94	\$ 29.94	\$ 359.28
CITY OF COACHELLA	778-403-003	53882	CALLE SANBORN	Trash Service	1	\$ 29.94	\$ 29.94	\$ 359.28
CITY OF COACHELLA	778-403-004	53890	CALLE SANBORN	Trash Service	1	\$ 29.94	\$ 29.94	\$ 359.28
CITY OF COACHELLA	778-403-005	53898	CALLE SANBORN	Trash Service	1	\$ 29.94	\$ 29.94	\$ 359.28
CITY OF COACHELLA	778-403-006	53906	CALLE SANBORN	Trash Service	1	\$ 29.94	\$ 29.94	\$ 359.28
CITY OF COACHELLA	778-403-006	53906	CALLE SANBORN	Additional Trash	1	\$ 8.47	\$ 8.47	\$ 101.64
CITY OF COACHELLA	778-403-007	53914	CALLE SANBORN	Trash Service	1	\$ 29.94	\$ 29.94	\$ 359.28
CITY OF COACHELLA	778-403-008	53922	CALLE SANBORN	Trash Service	1	\$ 29.94	\$ 29.94	\$ 359.28
CITY OF COACHELLA	778-403-009	53930	CALLE SANBORN	Trash Service	1	\$ 29.94	\$ 29.94	\$ 359.28
CITY OF COACHELLA	778-403-009	53936	CALLE SANBORN	Trash Service	1	\$ 29.94	\$ 29.94	\$ 359.28
CITY OF COACHELLA	778-403-010	53938	CALLE SANBORN	Trash Service	1	\$ 29.94	\$ 29.94	\$ 359.28

City of Coachella Final 2022-23 Tax File

Customer Name	Parcel #	Address	Street	Service Level	Units	Monthly Rate	Total Montly Rate	Annual Rate
CITY OF COACHELLA	778-403-011	53946	CALLE SANBORN	Trash Service	1	\$ 29.94	\$ 29.94	\$ 359.28
CITY OF COACHELLA	778-403-012	53954	CALLE SANBORN	Trash Service	1	\$ 29.94	\$ 29.94	\$ 359.28
CITY OF COACHELLA	778-403-013	53962	CALLE SANBORN	Trash Service	1	\$ 29.94	\$ 29.94	\$ 359.28
CITY OF COACHELLA	778-403-014	53970	CALLE SANBORN	Trash Service	1	\$ 29.94	\$ 29.94	\$ 359.28
CITY OF COACHELLA	778-403-015	85142	CORTE DEL ROBLE	Trash Service	1	\$ 29.94	\$ 29.94	\$ 359.28
CITY OF COACHELLA	778-403-016	85146	CORTE DEL ROBLE	Trash Service	1	\$ 29.94	\$ 29.94	\$ 359.28
CITY OF COACHELLA	778-403-017	85150	CORTE DEL ROBLE	Trash Service	1	\$ 29.94	\$ 29.94	\$ 359.28
CITY OF COACHELLA	778-403-018	85154	CORTE DEL ROBLE	Trash Service	1	\$ 29.94	\$ 29.94	\$ 359.28
CITY OF COACHELLA	778-403-019	85158	CORTE DEL ROBLE	Trash Service	1	\$ 29.94	\$ 29.94	\$ 359.28
CITY OF COACHELLA	778-403-020	85162	CORTE DEL ROBLE	Trash Service	1	\$ 29.94	\$ 29.94	\$ 359.28
CITY OF COACHELLA	778-403-021	85166	CORTE DEL ROBLE	Trash Service	1	\$ 29.94	\$ 29.94	\$ 359.28
CITY OF COACHELLA	778-403-022	85170	CORTE DEL ROBLE	Trash Service	1	\$ 29.94	\$ 29.94	\$ 359.28
CITY OF COACHELLA	778-403-022	85170	CORTE DEL ROBLE	Additional Trash	1	\$ 8.47	\$ 8.47	\$ 101.64
CITY OF COACHELLA	778-403-023	85174	CORTE DEL ROBLE	Trash Service	1	\$ 29.94	\$ 29.94	\$ 359.28
CITY OF COACHELLA	778-403-024	85178	CORTE DEL ROBLE	Trash Service	1	\$ 29.94	\$ 29.94	\$ 359.28
CITY OF COACHELLA	778-403-025	85182	CORTE DEL ROBLE	Trash Service	1	\$ 29.94	\$ 29.94	\$ 359.28
CITY OF COACHELLA	778-403-026	85181	AVE YUCATECO	Trash Service	1	\$ 29.94	\$ 29.94	\$ 359.28
CITY OF COACHELLA	778-403-027	85177	AVE YUCATECO	Trash Service	1	\$ 29.94	\$ 29.94	\$ 359.28
CITY OF COACHELLA	778-403-028	85173	AVE YUCATECO	Trash Service	1	\$ 29.94	\$ 29.94	\$ 359.28
CITY OF COACHELLA	778-403-029	85169	AVE YUCATECO	Trash Service	1	\$ 29.94	\$ 29.94	\$ 359.28
CITY OF COACHELLA	778-403-030	85165	AVE YUCATECO	Trash Service	1	\$ 29.94	\$ 29.94	\$ 359.28
CITY OF COACHELLA	778-403-031	85161	AVE YUCATECO	Trash Service	1	\$ 29.94	\$ 29.94	\$ 359.28
CITY OF COACHELLA	778-403-032	85157	AVE YUCATECO	Trash Service	1	\$ 29.94	\$ 29.94	\$ 359.28
CITY OF COACHELLA	778-403-033	53925	CALLE RUIZ	Trash Service	1	\$ 29.94	\$ 29.94	\$ 359.28
CITY OF COACHELLA	778-403-034	53917	CALLE RUIZ	Trash Service	1	\$ 29.94	\$ 29.94	\$ 359.28
CITY OF COACHELLA	778-403-035	53909	CALLE RUIZ	Trash Service	1	\$ 29.94	\$ 29.94	\$ 359.28
CITY OF COACHELLA	778-403-036	53901	CALLE RUIZ	Trash Service	1	\$ 29.94	\$ 29.94	\$ 359.28
CITY OF COACHELLA	778-403-037	53897	CALLE RUIZ	Trash Service	1	\$ 29.94	\$ 29.94	\$ 359.28
CITY OF COACHELLA	778-403-038	53889	CALLE RUIZ	Trash Service	1	\$ 29.94	\$ 29.94	\$ 359.28
CITY OF COACHELLA	778-403-039	53881	CALLE RUIZ	Trash Service	1	\$ 29.94	\$ 29.94	\$ 359.28
CITY OF COACHELLA	778-403-040	53873	CALLE RUIZ	Trash Service	1	\$ 29.94	\$ 29.94	\$ 359.28
CITY OF COACHELLA	778-403-041	53865	CALLE RUIZ	Trash Service	1	\$ 29.94	\$ 29.94	\$ 359.28
CITY OF COACHELLA	778-403-042	53933	CALLE RUIZ	Trash Service	1	\$ 29.94	\$ 29.94	\$ 359.28
CITY OF COACHELLA	778-404-001	85158	AVE YUCATECO	Trash Service	1	\$ 29.94	\$ 29.94	\$ 359.28
CITY OF COACHELLA	778-404-002	85162	AVE YUCATECO	Trash Service	1	\$ 29.94	\$ 29.94	\$ 359.28
CITY OF COACHELLA	778-404-003	85166	AVE YUCATECO	Trash Service	1	\$ 29.94	\$ 29.94	\$ 359.28
CITY OF COACHELLA	778-404-004	85170	AVE YUCATECO	Trash Service	1	\$ 29.94	\$ 29.94	\$ 359.28
CITY OF COACHELLA	778-404-005	85174	AVE YUCATECO	Trash Service	1	\$ 29.94	\$ 29.94	\$ 359.28
CITY OF COACHELLA	778-404-006	85178	AVE YUCATECO	Trash Service	1	\$ 29.94	\$ 29.94	\$ 359.28
CITY OF COACHELLA	778-404-007	85182	AVE YUCATECO	Trash Service	1	\$ 29.94	\$ 29.94	\$ 359.28

City of Coachella Final 2022-23 Tax File

Customer Name	Parcel #	Address	Street	Service Level	Units	Monthly Rate	Total Montly Rate	Annual Rate
CITY OF COACHELLA	778-404-008	85181	AVE TACUBA	Trash Service	1	\$ 29.94	\$ 29.94	\$ 359.28
CITY OF COACHELLA	778-404-009	85177	AVE TACUBA	Trash Service	1	\$ 29.94	\$ 29.94	\$ 359.28
CITY OF COACHELLA	778-404-010	85173	AVE TACUBA	Trash Service	1	\$ 29.94	\$ 29.94	\$ 359.28
CITY OF COACHELLA	778-404-011	85169	AVE TACUBA	Trash Service	1	\$ 29.94	\$ 29.94	\$ 359.28
CITY OF COACHELLA	778-404-012	85165	AVE TACUBA	Trash Service	1	\$ 29.94	\$ 29.94	\$ 359.28
CITY OF COACHELLA	778-404-013	85161	AVE TACUBA	Trash Service	1	\$ 29.94	\$ 29.94	\$ 359.28
CITY OF COACHELLA	778-404-014	85157	AVE TACUBA	Trash Service	1	\$ 29.94	\$ 29.94	\$ 359.28
CITY OF COACHELLA	778-405-001	85158	AVE TACUBA	Trash Service	1	\$ 29.94	\$ 29.94	\$ 359.28
CITY OF COACHELLA	778-405-002	85162	AVE TACUBA	Trash Service	1	\$ 29.94	\$ 29.94	\$ 359.28
CITY OF COACHELLA	778-405-003	85166	AVE TACUBA	Trash Service	1	\$ 29.94	\$ 29.94	\$ 359.28
CITY OF COACHELLA	778-405-004	85170	AVE TACUBA	Trash Service	1	\$ 29.94	\$ 29.94	\$ 359.28
CITY OF COACHELLA	778-405-005	85174	AVE TACUBA	Trash Service	1	\$ 29.94	\$ 29.94	\$ 359.28
CITY OF COACHELLA	778-405-006	85178	AVE TACUBA	Trash Service	1	\$ 29.94	\$ 29.94	\$ 359.28
CITY OF COACHELLA	778-405-007	85182	AVE TACUBA	Trash Service	1	\$ 29.94	\$ 29.94	\$ 359.28
CITY OF COACHELLA	778-405-008	85181	AVE REFORMA	Trash Service	1	\$ 29.94	\$ 29.94	\$ 359.28
CITY OF COACHELLA	778-405-009	85177	AVE REFORMA	Trash Service	1	\$ 29.94	\$ 29.94	\$ 359.28
CITY OF COACHELLA	778-405-010	85173	AVE REFORMA	Trash Service	1	\$ 29.94	\$ 29.94	\$ 359.28
CITY OF COACHELLA	778-405-011	85169	AVE REFORMA	Trash Service	1	\$ 29.94	\$ 29.94	\$ 359.28
CITY OF COACHELLA	778-405-012	85165	AVE REFORMA	Trash Service	1	\$ 29.94	\$ 29.94	\$ 359.28
CITY OF COACHELLA	778-405-012	85165	AVE REFORMA	Additional Trash	1	\$ 8.47	\$ 8.47	\$ 101.64
CITY OF COACHELLA	778-405-013	85161	AVE REFORMA	Trash Service	1	\$ 29.94	\$ 29.94	\$ 359.28
CITY OF COACHELLA	778-405-014	85157	AVE REFORMA	Trash Service	1	\$ 29.94	\$ 29.94	\$ 359.28
CITY OF COACHELLA	778-406-001	85158	AVE REFORMA	Trash Service	1	\$ 29.94	\$ 29.94	\$ 359.28
CITY OF COACHELLA	778-406-002	85162	AVE REFORMA	Trash Service	1	\$ 29.94	\$ 29.94	\$ 359.28
CITY OF COACHELLA	778-406-003	85166	AVE REFORMA	Trash Service	1	\$ 29.94	\$ 29.94	\$ 359.28
CITY OF COACHELLA	778-406-004	85170	AVE REFORMA	Trash Service	1	\$ 29.94	\$ 29.94	\$ 359.28
CITY OF COACHELLA	778-406-004	85170	AVE REFORMA	Additional Trash	1	\$ 8.47	\$ 8.47	\$ 101.64
CITY OF COACHELLA	778-406-005	85174	AVE REFORMA	Trash Service	1	\$ 29.94	\$ 29.94	\$ 359.28
CITY OF COACHELLA	778-406-006	85178	AVE REFORMA	Trash Service	1	\$ 29.94	\$ 29.94	\$ 359.28
CITY OF COACHELLA	778-406-007	85182	AVE REFORMA	Trash Service	1	\$ 29.94	\$ 29.94	\$ 359.28
CITY OF COACHELLA	778-410-001	85186	CORTE DEL ROBLE	Trash Service	1	\$ 29.94	\$ 29.94	\$ 359.28
CITY OF COACHELLA	778-410-002	85190	CORTE DEL ROBLE	Trash Service	1	\$ 29.94	\$ 29.94	\$ 359.28
CITY OF COACHELLA	778-410-003	85194	CORTE DEL ROBLE	Trash Service	1	\$ 29.94	\$ 29.94	\$ 359.28
CITY OF COACHELLA	778-410-003	85194	CORTE DEL ROBLE	Additional Trash	1	\$ 8.47	\$ 8.47	\$ 101.64
CITY OF COACHELLA	778-410-004	85198	CORTE DEL ROBLE	Trash Service	1	\$ 29.94	\$ 29.94	\$ 359.28
CITY OF COACHELLA	778-410-005	85202	CORTE DEL ROBLE	Trash Service	1	\$ 29.94	\$ 29.94	\$ 359.28
CITY OF COACHELLA	778-410-006	85206	CORTE DEL ROBLE	Trash Service	1	\$ 29.94	\$ 29.94	\$ 359.28
CITY OF COACHELLA	778-410-007	85210	CORTE DEL ROBLE	Trash Service	1	\$ 29.94	\$ 29.94	\$ 359.28
CITY OF COACHELLA	778-410-008	85214	CORTE DEL ROBLE	Trash Service	1	\$ 29.94	\$ 29.94	\$ 359.28
CITY OF COACHELLA	778-410-009	85213	AVE YUCATECO	Trash Service	1	\$ 29.94	\$ 29.94	\$ 359.28

City of Coachella Final 2022-23 Tax File

Customer Name	Parcel #	Address	Street	Service Level	Units	Monthly Rate	Total Montly Rate	Annual Rate
CITY OF COACHELLA	778-410-010	85209	AVE YUCATECO	Trash Service	1	\$ 29.94	\$ 29.94	\$ 359.28
CITY OF COACHELLA	778-410-011	85205	AVE YUCATECO	Trash Service	1	\$ 29.94	\$ 29.94	\$ 359.28
CITY OF COACHELLA	778-410-012	85201	AVE YUCATECO	Trash Service	1	\$ 29.94	\$ 29.94	\$ 359.28
CITY OF COACHELLA	778-410-013	85197	AVE YUCATECO	Trash Service	1	\$ 29.94	\$ 29.94	\$ 359.28
CITY OF COACHELLA	778-410-014	85193	AVE YUCATECO	Trash Service	1	\$ 29.94	\$ 29.94	\$ 359.28
CITY OF COACHELLA	778-410-015	85189	AVE YUCATECO	Trash Service	1	\$ 29.94	\$ 29.94	\$ 359.28
CITY OF COACHELLA	778-410-016	85185	AVE YUCATECO	Trash Service	1	\$ 29.94	\$ 29.94	\$ 359.28
CITY OF COACHELLA	778-410-016	85185	AVE YUCATECO	Additional Trash	1	\$ 8.47	\$ 8.47	\$ 101.64
CITY OF COACHELLA	778-411-001	85186	AVE YUCATECO	Trash Service	1	\$ 29.94	\$ 29.94	\$ 359.28
CITY OF COACHELLA	778-411-002	85190	AVE YUCATECO	Trash Service	1	\$ 29.94	\$ 29.94	\$ 359.28
CITY OF COACHELLA	778-411-003	85194	AVE YUCATECO	Trash Service	1	\$ 29.94	\$ 29.94	\$ 359.28
CITY OF COACHELLA	778-411-004	85198	AVE YUCATECO	Trash Service	1	\$ 29.94	\$ 29.94	\$ 359.28
CITY OF COACHELLA	778-411-005	85202	AVE YUCATECO	Trash Service	1	\$ 29.94	\$ 29.94	\$ 359.28
CITY OF COACHELLA	778-411-006	85206	AVE YUCATECO	Trash Service	1	\$ 29.94	\$ 29.94	\$ 359.28
CITY OF COACHELLA	778-411-007	85210	AVE YUCATECO	Trash Service	1	\$ 29.94	\$ 29.94	\$ 359.28
CITY OF COACHELLA	778-411-008	85214	AVE YUCATECO	Trash Service	1	\$ 29.94	\$ 29.94	\$ 359.28
CITY OF COACHELLA	778-411-009	85218	AVE YUCATECO	Trash Service	1	\$ 29.94	\$ 29.94	\$ 359.28
CITY OF COACHELLA	778-411-010	85222	AVE YUCATECO	Trash Service	1	\$ 29.94	\$ 29.94	\$ 359.28
CITY OF COACHELLA	778-411-011	85226	AVE YUCATECO	Trash Service	1	\$ 29.94	\$ 29.94	\$ 359.28
CITY OF COACHELLA	778-411-012	85230	AVE YUCATECO	Trash Service	1	\$ 29.94	\$ 29.94	\$ 359.28
CITY OF COACHELLA	778-411-013	85234	AVE YUCATECO	Trash Service	1	\$ 29.94	\$ 29.94	\$ 359.28
CITY OF COACHELLA	778-411-014	85238	AVE YUCATECO	Trash Service	1	\$ 29.94	\$ 29.94	\$ 359.28
CITY OF COACHELLA	778-411-015	85237	AVE TACUBA	Trash Service	1	\$ 29.94	\$ 29.94	\$ 359.28
CITY OF COACHELLA	778-411-016	85233	AVE TACUBA	Trash Service	1	\$ 29.94	\$ 29.94	\$ 359.28
CITY OF COACHELLA	778-411-017	85229	AVE TACUBA	Trash Service	1	\$ 29.94	\$ 29.94	\$ 359.28
CITY OF COACHELLA	778-411-018	85225	AVE TACUBA	Trash Service	1	\$ 29.94	\$ 29.94	\$ 359.28
CITY OF COACHELLA	778-411-019	85221	AVE TACUBA	Trash Service	1	\$ 29.94	\$ 29.94	\$ 359.28
CITY OF COACHELLA	778-411-020	85217	AVE TACUBA	Trash Service	1	\$ 29.94	\$ 29.94	\$ 359.28
CITY OF COACHELLA	778-411-021	85213	AVE TACUBA	Trash Service	1	\$ 29.94	\$ 29.94	\$ 359.28
CITY OF COACHELLA	778-411-022	85209	AVE TACUBA	Trash Service	1	\$ 29.94	\$ 29.94	\$ 359.28
CITY OF COACHELLA	778-411-023	85205	AVE TACUBA	Trash Service	1	\$ 29.94	\$ 29.94	\$ 359.28
CITY OF COACHELLA	778-411-024	85201	AVE TACUBA	Trash Service	1	\$ 29.94	\$ 29.94	\$ 359.28
CITY OF COACHELLA	778-411-025	85197	AVE TACUBA	Trash Service	1	\$ 29.94	\$ 29.94	\$ 359.28
CITY OF COACHELLA	778-411-026	85193	AVE TACUBA	Trash Service	1	\$ 29.94	\$ 29.94	\$ 359.28
CITY OF COACHELLA	778-411-027	85189	AVE TACUBA	Trash Service	1	\$ 29.94	\$ 29.94	\$ 359.28
CITY OF COACHELLA	778-411-028	85185	AVE TACUBA	Trash Service	1	\$ 29.94	\$ 29.94	\$ 359.28
CITY OF COACHELLA	778-412-001	85214	AVE TACUBA	Trash Service	1	\$ 29.94	\$ 29.94	\$ 359.28
CITY OF COACHELLA	778-412-002	85218	AVE TACUBA	Trash Service	1	\$ 29.94	\$ 29.94	\$ 359.28
CITY OF COACHELLA	778-412-003	85222	AVE TACUBA	Trash Service	1	\$ 29.94	\$ 29.94	\$ 359.28
CITY OF COACHELLA	778-412-004	85226	AVE TACUBA	Trash Service	1	\$ 29.94	\$ 29.94	\$ 359.28

City of Coachella Final 2022-23 Tax File

Customer Name	Parcel #	Address	Street	Service Level	Units	Monthly Rate	Total Montly Rate	Annual Rate
CITY OF COACHELLA	778-412-005	85230	AVE TACUBA	Trash Service	1	\$ 29.94	\$ 29.94	\$ 359.28
CITY OF COACHELLA	778-412-006	85234	AVE TACUBA	Trash Service	1	\$ 29.94	\$ 29.94	\$ 359.28
CITY OF COACHELLA	778-412-008	85237	AVE REFORMA	Trash Service	1	\$ 29.94	\$ 29.94	\$ 359.28
CITY OF COACHELLA	778-412-009	85233	AVE REFORMA	Trash Service	1	\$ 29.94	\$ 29.94	\$ 359.28
CITY OF COACHELLA	778-412-010	85229	AVE REFORMA	Trash Service	1	\$ 29.94	\$ 29.94	\$ 359.28
CITY OF COACHELLA	778-412-011	85225	AVE REFORMA	Trash Service	1	\$ 29.94	\$ 29.94	\$ 359.28
CITY OF COACHELLA	778-412-012	85221	AVE REFORMA	Trash Service	1	\$ 29.94	\$ 29.94	\$ 359.28
CITY OF COACHELLA	778-412-014	85213	AVE REFORMA	Trash Service	1	\$ 29.94	\$ 29.94	\$ 359.28
CITY OF COACHELLA	778-413-001	85186	AVE REFORMA	Trash Service	1	\$ 29.94	\$ 29.94	\$ 359.28
CITY OF COACHELLA	778-413-002	85190	AVE REFORMA	Trash Service	1	\$ 29.94	\$ 29.94	\$ 359.28
CITY OF COACHELLA	778-413-003	85194	AVE REFORMA	Trash Service	1	\$ 29.94	\$ 29.94	\$ 359.28
CITY OF COACHELLA	778-413-004	85198	AVE REFORMA	Trash Service	1	\$ 29.94	\$ 29.94	\$ 359.28
CITY OF COACHELLA	778-413-005	85202	AVE REFORMA	Trash Service	1	\$ 29.94	\$ 29.94	\$ 359.28
CITY OF COACHELLA	778-413-006	85206	AVE REFORMA	Trash Service	1	\$ 29.94	\$ 29.94	\$ 359.28
CITY OF COACHELLA	778-413-007	85210	AVE REFORMA	Trash Service	1	\$ 29.94	\$ 29.94	\$ 359.28
CITY OF COACHELLA	778-413-008	85214	AVE REFORMA	Trash Service	1	\$ 29.94	\$ 29.94	\$ 359.28
CITY OF COACHELLA	778-413-009	85218	AVE REFORMA	Trash Service	1	\$ 29.94	\$ 29.94	\$ 359.28
CITY OF COACHELLA	778-413-010	85222	AVE REFORMA	Trash Service	1	\$ 29.94	\$ 29.94	\$ 359.28
CITY OF COACHELLA	778-413-011	85226	AVE REFORMA	Trash Service	1	\$ 29.94	\$ 29.94	\$ 359.28
CITY OF COACHELLA	778-413-013	85217	AVE REFORMA	Trash Service	1	\$ 29.94	\$ 29.94	\$ 359.28
CITY OF COACHELLA	778-414-026	53868	SHADY LANE	Trash Service	1	\$ 29.94	\$ 29.94	\$ 359.28
CITY OF COACHELLA	778-414-027	53876	SHADY LANE	Trash Service	1	\$ 29.94	\$ 29.94	\$ 359.28
CITY OF COACHELLA	778-414-028	53884	SHADY LANE	Trash Service	1	\$ 29.94	\$ 29.94	\$ 359.28
CITY OF COACHELLA	778-415-001	85237	AVE YUCATECO	Trash Service	1	\$ 29.94	\$ 29.94	\$ 359.28
CITY OF COACHELLA	778-415-001	85237	AVE YUCATECO	Trash Service	1	\$ 29.94	\$ 29.94	\$ 359.28
CITY OF COACHELLA	778-415-002	85233	AVE YUCATECO	Trash Service	1	\$ 29.94	\$ 29.94	\$ 359.28
CITY OF COACHELLA	778-415-003	53948	CORTE DEL ROBLE	Trash Service	1	\$ 29.94	\$ 29.94	\$ 359.28
CITY OF COACHELLA	778-415-004	53956	CORTE DEL ROBLE	Trash Service	1	\$ 29.94	\$ 29.94	\$ 359.28
CITY OF COACHELLA	778-415-005	53964	CORTE DEL ROBLE	Trash Service	1	\$ 29.94	\$ 29.94	\$ 359.28
CITY OF COACHELLA	778-415-006	53970	CORTE DEL ROBLE	Trash Service	1	\$ 29.94	\$ 29.94	\$ 359.28
CITY OF COACHELLA	778-430-002	52774	CALLE FLORENA	Trash Service	1	\$ 29.94	\$ 29.94	\$ 359.28
CITY OF COACHELLA	778-430-003	52762	CALLE FLORENA	Trash Service	1	\$ 29.94	\$ 29.94	\$ 359.28
CITY OF COACHELLA	778-430-004	52752	CALLE FLORENA	Trash Service	1	\$ 29.94	\$ 29.94	\$ 359.28
CITY OF COACHELLA	778-430-005	52740	CALLE FLORENA	Trash Service	1	\$ 29.94	\$ 29.94	\$ 359.28
CITY OF COACHELLA	778-430-006	52728	CALLE FLORENA	Trash Service	1	\$ 29.94	\$ 29.94	\$ 359.28
CITY OF COACHELLA	778-430-006	52728	CALLE FLORENA	Additional Recycle	1	\$ 8.47	\$ 8.47	\$ 101.64
CITY OF COACHELLA	778-430-007	52718	CALLE FLORENA	Trash Service	1	\$ 29.94	\$ 29.94	\$ 359.28
CITY OF COACHELLA	778-430-008	52706	CALLE FLORENA	Trash Service	1	\$ 29.94	\$ 29.94	\$ 359.28
CITY OF COACHELLA	778-430-009	52694	CALLE FLORENA	Trash Service	1	\$ 29.94	\$ 29.94	\$ 359.28
CITY OF COACHELLA	778-430-010	85854	AVE VERONICA	Trash Service	1	\$ 29.94	\$ 29.94	\$ 359.28

City of Coachella Final 2022-23 Tax File

Customer Name	Parcel #	Address	Street	Service Level	Units	Monthly Rate	Total Montly Rate	Annual Rate
CITY OF COACHELLA	778-430-011	85848	AVE VERONICA	Trash Service	1	\$ 29.94	\$ 29.94	\$ 359.28
CITY OF COACHELLA	778-430-012	85842	AVE VERONICA	Trash Service	1	\$ 29.94	\$ 29.94	\$ 359.28
CITY OF COACHELLA	778-430-013	85836	AVE VERONICA	Trash Service	1	\$ 29.94	\$ 29.94	\$ 359.28
CITY OF COACHELLA	778-430-014	85830	AVE VERONICA	Trash Service	1	\$ 29.94	\$ 29.94	\$ 359.28
CITY OF COACHELLA	778-430-015	85822	AVE VERONICA	Trash Service	1	\$ 29.94	\$ 29.94	\$ 359.28
CITY OF COACHELLA	778-430-016	85820	AVE VERONICA	Trash Service	1	\$ 29.94	\$ 29.94	\$ 359.28
CITY OF COACHELLA	778-430-017	85814	AVE VERONICA	Trash Service	1	\$ 29.94	\$ 29.94	\$ 359.28
CITY OF COACHELLA	778-430-017	85814	AVE VERONICA	Additional Recycle	1	\$ 8.47	\$ 8.47	\$ 101.64
CITY OF COACHELLA	778-430-018	85806	AVE VERONICA	Trash Service	1	\$ 29.94	\$ 29.94	\$ 359.28
CITY OF COACHELLA	778-430-019	85804	AVE VERONICA	Trash Service	1	\$ 29.94	\$ 29.94	\$ 359.28
CITY OF COACHELLA	778-430-020	85796	AVE VERONICA	Trash Service	1	\$ 29.94	\$ 29.94	\$ 359.28
CITY OF COACHELLA	778-430-021	85790	AVE VERONICA	Trash Service	1	\$ 29.94	\$ 29.94	\$ 359.28
CITY OF COACHELLA	778-430-022	85784	AVE VERONICA	Trash Service	1	\$ 29.94	\$ 29.94	\$ 359.28
CITY OF COACHELLA	778-430-023	85778	AVE VERONICA	Trash Service	1	\$ 29.94	\$ 29.94	\$ 359.28
CITY OF COACHELLA	778-430-024	85774	AVE VERONICA	Trash Service	1	\$ 29.94	\$ 29.94	\$ 359.28
CITY OF COACHELLA	778-431-001	52691	GENOA ST	Trash Service	1	\$ 29.94	\$ 29.94	\$ 359.28
CITY OF COACHELLA	778-431-002	52705	GENOA ST	Trash Service	1	\$ 29.94	\$ 29.94	\$ 359.28
CITY OF COACHELLA	778-431-003	52717	GENOA ST	Trash Service	1	\$ 29.94	\$ 29.94	\$ 359.28
CITY OF COACHELLA	778-431-004	52729	GENOA ST	Trash Service	1	\$ 29.94	\$ 29.94	\$ 359.28
CITY OF COACHELLA	778-431-005	52739	GENOA ST	Trash Service	1	\$ 29.94	\$ 29.94	\$ 359.28
CITY OF COACHELLA	778-431-006	52751	GENOA ST	Trash Service	1	\$ 29.94	\$ 29.94	\$ 359.28
CITY OF COACHELLA	778-431-007	52763	GENOA ST	Trash Service	1	\$ 29.94	\$ 29.94	\$ 359.28
CITY OF COACHELLA	778-431-008	52775	GENOA ST	Trash Service	1	\$ 29.94	\$ 29.94	\$ 359.28
CITY OF COACHELLA	778-432-001	85700	AVE ALEENAH	Trash Service	1	\$ 29.94	\$ 29.94	\$ 359.28
CITY OF COACHELLA	778-432-002	85840	AVE ALEENAH	Trash Service	1	\$ 29.94	\$ 29.94	\$ 359.28
CITY OF COACHELLA	778-432-002	85840	AVE ALEENAH	Additional Trash	1	\$ 8.47	\$ 8.47	\$ 101.64
CITY OF COACHELLA	778-432-003	85852	AVE ALEENAH	Trash Service	1	\$ 29.94	\$ 29.94	\$ 359.28
CITY OF COACHELLA	778-432-003	85852	AVE ALEENAH	Additional Trash	1	\$ 8.47	\$ 8.47	\$ 101.64
CITY OF COACHELLA	778-432-004	52774	GENOA ST	Trash Service	1	\$ 29.94	\$ 29.94	\$ 359.28
CITY OF COACHELLA	778-432-004	52774	GENOA ST	Additional Trash	1	\$ 8.47	\$ 8.47	\$ 101.64
CITY OF COACHELLA	778-432-005	52762	GENOA ST	Trash Service	1	\$ 29.94	\$ 29.94	\$ 359.28
CITY OF COACHELLA	778-432-006	52750	GENOA ST	Trash Service	1	\$ 29.94	\$ 29.94	\$ 359.28
CITY OF COACHELLA	778-432-007	52738	GENOA ST	Trash Service	1	\$ 29.94	\$ 29.94	\$ 359.28
CITY OF COACHELLA	778-432-008	52728	GENOA ST	Trash Service	1	\$ 29.94	\$ 29.94	\$ 359.28
CITY OF COACHELLA	778-432-009	52716	GENOA ST	Trash Service	1	\$ 29.94	\$ 29.94	\$ 359.28
CITY OF COACHELLA	778-432-010	85783	AVE VERONICA	Trash Service	1	\$ 29.94	\$ 29.94	\$ 359.28
CITY OF COACHELLA	778-432-011	85789	AVE VERONICA	Trash Service	1	\$ 29.94	\$ 29.94	\$ 359.28
CITY OF COACHELLA	778-432-012	85795	AVE VERONICA	Trash Service	1	\$ 29.94	\$ 29.94	\$ 359.28
CITY OF COACHELLA	778-432-013	85799	AVE VERONICA	Trash Service	1	\$ 29.94	\$ 29.94	\$ 359.28
CITY OF COACHELLA	778-432-014	85805	AVE VERONICA	Trash Service	1	\$ 29.94	\$ 29.94	\$ 359.28

City of Coachella Final 2022-23 Tax File

Customer Name	Parcel #	Address	Street	Service Level	Units	Monthly Rate	Total Montly Rate	Annual Rate
CITY OF COACHELLA	778-432-014	85805	AVE VERONICA	Additional Trash	1	\$ 8.47	\$ 8.47	\$ 101.64
CITY OF COACHELLA	778-432-015	85811	AVE VERONICA	Trash Service	1	\$ 29.94	\$ 29.94	\$ 359.28
CITY OF COACHELLA	778-432-015	85811	AVE VERONICA	Additional Recycle	1	\$ 8.47	\$ 8.47	\$ 101.64
CITY OF COACHELLA	778-432-016	85815	AVE VERONICA	Trash Service	1	\$ 29.94	\$ 29.94	\$ 359.28
CITY OF COACHELLA	778-432-017	85823	AVE VERONICA	Trash Service	1	\$ 29.94	\$ 29.94	\$ 359.28
CITY OF COACHELLA	778-432-018	85827	AVE VERONICA	Trash Service	1	\$ 29.94	\$ 29.94	\$ 359.28
CITY OF COACHELLA	778-432-019	85833	AVE VERONICA	Trash Service	1	\$ 29.94	\$ 29.94	\$ 359.28
CITY OF COACHELLA	778-432-020	85841	AVE VERONICA	Trash Service	1	\$ 29.94	\$ 29.94	\$ 359.28
CITY OF COACHELLA	778-432-021	52719	CALLE FLORENA	Trash Service	1	\$ 29.94	\$ 29.94	\$ 359.28
CITY OF COACHELLA	778-432-022	52731	CALLE FLORENA	Trash Service	1	\$ 29.94	\$ 29.94	\$ 359.28
CITY OF COACHELLA	778-432-023	52741	CALLE FLORENA	Trash Service	1	\$ 29.94	\$ 29.94	\$ 359.28
CITY OF COACHELLA	778-432-024	52753	CALLE FLORENA	Trash Service	1	\$ 29.94	\$ 29.94	\$ 359.28
CITY OF COACHELLA	778-432-025	52765	CALLE FLORENA	Trash Service	1	\$ 29.94	\$ 29.94	\$ 359.28
CITY OF COACHELLA	778-432-026	52775	CALLE FLORENA	Trash Service	1	\$ 29.94	\$ 29.94	\$ 359.28
CITY OF COACHELLA	778-432-027	85834	AVE ALEENAH	Trash Service	1	\$ 29.94	\$ 29.94	\$ 359.28
CITY OF COACHELLA	778-432-028	52774	JULIA CT	Trash Service	1	\$ 29.94	\$ 29.94	\$ 359.28
CITY OF COACHELLA	778-432-029	52764	JULIA CT	Trash Service	1	\$ 29.94	\$ 29.94	\$ 359.28
CITY OF COACHELLA	778-432-030	52756	JULIA CT	Trash Service	1	\$ 29.94	\$ 29.94	\$ 359.28
CITY OF COACHELLA	778-432-031	52748	JULIA CT	Trash Service	1	\$ 29.94	\$ 29.94	\$ 359.28
CITY OF COACHELLA	778-432-032	52757	JULIA CT	Trash Service	1	\$ 29.94	\$ 29.94	\$ 359.28
CITY OF COACHELLA	778-432-033	52765	JULIA CT	Trash Service	1	\$ 29.94	\$ 29.94	\$ 359.28
CITY OF COACHELLA	778-432-034	52775	JULIA CT	Trash Service	1	\$ 29.94	\$ 29.94	\$ 359.28
CITY OF COACHELLA	778-432-035	85822	AVE ALEENAH	Trash Service	1	\$ 29.94	\$ 29.94	\$ 359.28
CITY OF COACHELLA	778-432-036	85816	AVE ALEENAH	Trash Service	1	\$ 29.94	\$ 29.94	\$ 359.28
CITY OF COACHELLA	778-432-037	85810	AVE ALEENAH	Trash Service	1	\$ 29.94	\$ 29.94	\$ 359.28
CITY OF COACHELLA	778-432-038	85804	AVE ALEENAH	Trash Service	1	\$ 29.94	\$ 29.94	\$ 359.28
CITY OF COACHELLA	778-432-039	85796	AVE ALEENAH	Trash Service	1	\$ 29.94	\$ 29.94	\$ 359.28
CITY OF COACHELLA	778-432-040	52774	ADRIANA CT	Trash Service	1	\$ 29.94	\$ 29.94	\$ 359.28
CITY OF COACHELLA	778-432-041	52764	ADRIANA CT	Trash Service	1	\$ 29.94	\$ 29.94	\$ 359.28
CITY OF COACHELLA	778-432-042	52756	ADRIANA CT	Trash Service	1	\$ 29.94	\$ 29.94	\$ 359.28
CITY OF COACHELLA	778-432-043	52748	ADRIANA CT	Trash Service	1	\$ 29.94	\$ 29.94	\$ 359.28
CITY OF COACHELLA	778-432-044	52757	ADRIANA CT	Trash Service	1	\$ 29.94	\$ 29.94	\$ 359.28
CITY OF COACHELLA	778-432-044	52757	ADRIANA CT	Additional Recycle	1	\$ 8.47	\$ 8.47	\$ 101.64
CITY OF COACHELLA	778-432-045	52765	ADRIANA CT	Trash Service	1	\$ 29.94	\$ 29.94	\$ 359.28
CITY OF COACHELLA	778-432-046	52775	ADRIANA CT	Trash Service	1	\$ 29.94	\$ 29.94	\$ 359.28
CITY OF COACHELLA	778-432-047	85784	AVE ALEENAH	Trash Service	1	\$ 29.94	\$ 29.94	\$ 359.28
CITY OF COACHELLA	778-432-048	85776	AVE ALEENAH	Trash Service	1	\$ 29.94	\$ 29.94	\$ 359.28
CITY OF COACHELLA	778-440-001	85873	AVE RAYLYNN	Trash Service	1	\$ 29.94	\$ 29.94	\$ 359.28
CITY OF COACHELLA	778-440-002	85867	AVE RAYLYNN	Trash Service	1	\$ 29.94	\$ 29.94	\$ 359.28
CITY OF COACHELLA	778-440-003	85861	AVE RAYLYNN	Trash Service	1	\$ 29.94	\$ 29.94	\$ 359.28

City of Coachella Final 2022-23 Tax File

Customer Name	Parcel #	Address	Street	Service Level	Units	Monthly Rate	Total Montly Rate	Annual Rate
CITY OF COACHELLA	778-440-004	85857	AVE RAYLYNN	Trash Service	1	\$ 29.94	\$ 29.94	\$ 359.28
CITY OF COACHELLA	778-440-005	85851	AVE RAYLYNN	Trash Service	1	\$ 29.94	\$ 29.94	\$ 359.28
CITY OF COACHELLA	778-440-006	85845	AVE RAYLYNN	Trash Service	1	\$ 29.94	\$ 29.94	\$ 359.28
CITY OF COACHELLA	778-440-007	85839	AVE RAYLYNN	Trash Service	1	\$ 29.94	\$ 29.94	\$ 359.28
CITY OF COACHELLA	778-440-008	85833	AVE RAYLYNN	Trash Service	1	\$ 29.94	\$ 29.94	\$ 359.28
CITY OF COACHELLA	778-440-009	85827	AVE RAYLYNN	Trash Service	1	\$ 29.94	\$ 29.94	\$ 359.28
CITY OF COACHELLA	778-440-010	85821	AVE RAYLYNN	Trash Service	1	\$ 29.94	\$ 29.94	\$ 359.28
CITY OF COACHELLA	778-440-011	85815	AVE RAYLYNN	Trash Service	1	\$ 29.94	\$ 29.94	\$ 359.28
CITY OF COACHELLA	778-440-012	85811	AVE RAYLYNN	Trash Service	1	\$ 29.94	\$ 29.94	\$ 359.28
CITY OF COACHELLA	778-440-013	85805	AVE RAYLYNN	Trash Service	1	\$ 29.94	\$ 29.94	\$ 359.28
CITY OF COACHELLA	778-440-014	85799	AVE RAYLYNN	Trash Service	1	\$ 29.94	\$ 29.94	\$ 359.28
CITY OF COACHELLA	778-440-015	85793	AVE RAYLYNN	Trash Service	1	\$ 29.94	\$ 29.94	\$ 359.28
CITY OF COACHELLA	778-440-016	85787	AVE RAYLYNN	Trash Service	1	\$ 29.94	\$ 29.94	\$ 359.28
CITY OF COACHELLA	778-440-017	85781	AVE RAYLYNN	Trash Service	1	\$ 29.94	\$ 29.94	\$ 359.28
CITY OF COACHELLA	778-440-018	85765	AVE RAYLYNN	Trash Service	1	\$ 29.94	\$ 29.94	\$ 359.28
CITY OF COACHELLA	778-441-001	52891	GENOA ST	Trash Service	1	\$ 29.94	\$ 29.94	\$ 359.28
CITY OF COACHELLA	778-441-002	52881	GENOA ST	Trash Service	1	\$ 29.94	\$ 29.94	\$ 359.28
CITY OF COACHELLA	778-441-002	52881	GENOA ST	Additional Trash	1	\$ 8.47	\$ 8.47	\$ 101.64
CITY OF COACHELLA	778-441-003	52869	GENOA ST	Trash Service	1	\$ 29.94	\$ 29.94	\$ 359.28
CITY OF COACHELLA	778-441-004	52857	GENOA ST	Trash Service	1	\$ 29.94	\$ 29.94	\$ 359.28
CITY OF COACHELLA	778-441-005	52845	GENOA ST	Trash Service	1	\$ 29.94	\$ 29.94	\$ 359.28
CITY OF COACHELLA	778-441-006	52833	GENOA ST	Trash Service	1	\$ 29.94	\$ 29.94	\$ 359.28
CITY OF COACHELLA	778-441-007	52821	GENOA ST	Trash Service	1	\$ 29.94	\$ 29.94	\$ 359.28
CITY OF COACHELLA	778-441-008	52811	GENOA ST	Trash Service	1	\$ 29.94	\$ 29.94	\$ 359.28
CITY OF COACHELLA	778-441-009	52805	GENOA ST	Trash Service	1	\$ 29.94	\$ 29.94	\$ 359.28
CITY OF COACHELLA	778-441-010	52799	GENOA ST	Trash Service	1	\$ 29.94	\$ 29.94	\$ 359.28
CITY OF COACHELLA	778-441-011	52793	GENOA ST	Trash Service	1	\$ 29.94	\$ 29.94	\$ 359.28
CITY OF COACHELLA	778-441-012	52787	GENOA ST	Trash Service	1	\$ 29.94	\$ 29.94	\$ 359.28
CITY OF COACHELLA	778-441-013	52781	GENOA ST	Trash Service	1	\$ 29.94	\$ 29.94	\$ 359.28
CITY OF COACHELLA	778-442-001	52794	GENOA ST	Trash Service	1	\$ 29.94	\$ 29.94	\$ 359.28
CITY OF COACHELLA	778-442-002	52798	GENOA ST	Trash Service	1	\$ 29.94	\$ 29.94	\$ 359.28
CITY OF COACHELLA	778-442-003	52806	GENOA ST	Trash Service	1	\$ 29.94	\$ 29.94	\$ 359.28
CITY OF COACHELLA	778-442-004	52810	GENOA ST	Trash Service	1	\$ 29.94	\$ 29.94	\$ 359.28
CITY OF COACHELLA	778-442-005	52822	GENOA ST	Trash Service	1	\$ 29.94	\$ 29.94	\$ 359.28
CITY OF COACHELLA	778-442-006	52832	GENOA ST	Trash Service	1	\$ 29.94	\$ 29.94	\$ 359.28
CITY OF COACHELLA	778-442-006	52832	GENOA ST	Additional Trash	1	\$ 8.47	\$ 8.47	\$ 101.64
CITY OF COACHELLA	778-442-007	52844	GENOA ST	Trash Service	1	\$ 29.94	\$ 29.94	\$ 359.28
CITY OF COACHELLA	778-442-008	52856	GENOA ST	Trash Service	1	\$ 29.94	\$ 29.94	\$ 359.28
CITY OF COACHELLA	778-442-008	52856	GENOA ST	Additional Trash	2	\$ 8.47	\$ 16.94	\$ 203.28
CITY OF COACHELLA	778-442-009	52857	CALLE JOYCE	Trash Service	1	\$ 29.94	\$ 29.94	\$ 359.28

City of Coachella Final 2022-23 Tax File

Customer Name	Parcel #	Address	Street	Service Level	Units	Monthly Rate	Total Montly Rate	Annual Rate
CITY OF COACHELLA	778-442-010	52845	CALLE JOYCE	Trash Service	1	\$ 29.94	\$ 29.94	\$ 359.28
CITY OF COACHELLA	778-442-011	52831	CALLE JOYCE	Trash Service	1	\$ 29.94	\$ 29.94	\$ 359.28
CITY OF COACHELLA	778-442-012	52821	CALLE JOYCE	Trash Service	1	\$ 29.94	\$ 29.94	\$ 359.28
CITY OF COACHELLA	778-442-013	52809	CALLE JOYCE	Trash Service	1	\$ 29.94	\$ 29.94	\$ 359.28
CITY OF COACHELLA	778-442-014	85794	AVE GRACE	Trash Service	1	\$ 29.94	\$ 29.94	\$ 359.28
CITY OF COACHELLA	778-442-015	85800	AVE GRACE	Trash Service	1	\$ 29.94	\$ 29.94	\$ 359.28
CITY OF COACHELLA	778-442-016	85804	AVE GRACE	Trash Service	1	\$ 29.94	\$ 29.94	\$ 359.28
CITY OF COACHELLA	778-442-017	85812	AVE GRACE	Trash Service	1	\$ 29.94	\$ 29.94	\$ 359.28
CITY OF COACHELLA	778-442-018	85816	AVE GRACE	Trash Service	1	\$ 29.94	\$ 29.94	\$ 359.28
CITY OF COACHELLA	778-442-019	85822	AVE GRACE	Trash Service	1	\$ 29.94	\$ 29.94	\$ 359.28
CITY OF COACHELLA	778-442-020	85828	AVE GRACE	Trash Service	1	\$ 29.94	\$ 29.94	\$ 359.28
CITY OF COACHELLA	778-442-021	85834	AVE GRACE	Trash Service	1	\$ 29.94	\$ 29.94	\$ 359.28
CITY OF COACHELLA	778-442-022	85840	AVE GRACE	Trash Service	1	\$ 29.94	\$ 29.94	\$ 359.28
CITY OF COACHELLA	778-442-023	85846	AVE GRACE	Trash Service	1	\$ 29.94	\$ 29.94	\$ 359.28
CITY OF COACHELLA	778-442-024	52813	CALLE FLORENA	Trash Service	1	\$ 29.94	\$ 29.94	\$ 359.28
CITY OF COACHELLA	778-442-025	52805	CALLE FLORENA	Trash Service	1	\$ 29.94	\$ 29.94	\$ 359.28
CITY OF COACHELLA	778-442-026	52797	CALLE FLORENA	Trash Service	1	\$ 29.94	\$ 29.94	\$ 359.28
CITY OF COACHELLA	778-442-027	85785	AVE ALEENAH	Trash Service	1	\$ 29.94	\$ 29.94	\$ 359.28
CITY OF COACHELLA	778-442-028	85791	AVE ALEENAH	Trash Service	1	\$ 29.94	\$ 29.94	\$ 359.28
CITY OF COACHELLA	778-442-029	85797	AVE ALEENAH	Trash Service	1	\$ 29.94	\$ 29.94	\$ 359.28
CITY OF COACHELLA	778-442-030	85805	AVE ALEENAH	Trash Service	1	\$ 29.94	\$ 29.94	\$ 359.28
CITY OF COACHELLA	778-442-031	85811	AVE ALEENAH	Trash Service	1	\$ 29.94	\$ 29.94	\$ 359.28
CITY OF COACHELLA	778-442-032	85817	AVE ALEENAH	Trash Service	1	\$ 29.94	\$ 29.94	\$ 359.28
CITY OF COACHELLA	778-442-032	85817	AVE ALEENAH	Additional Trash	1	\$ 8.47	\$ 8.47	\$ 101.64
CITY OF COACHELLA	778-442-033	85821	AVE ALEENAH	Trash Service	1	\$ 29.94	\$ 29.94	\$ 359.28
CITY OF COACHELLA	778-442-033	85821	AVE ALEENAH	Additional Trash	1	\$ 8.47	\$ 8.47	\$ 101.64
CITY OF COACHELLA	778-442-034	85827	AVE ALEENAH	Trash Service	1	\$ 29.94	\$ 29.94	\$ 359.28
CITY OF COACHELLA	778-442-035	85833	AVE ALEENAH	Trash Service	1	\$ 29.94	\$ 29.94	\$ 359.28
CITY OF COACHELLA	778-442-036	85839	AVE ALEENAH	Trash Service	1	\$ 29.94	\$ 29.94	\$ 359.28
CITY OF COACHELLA	778-442-037	85845	AVE ALEENAH	Trash Service	1	\$ 29.94	\$ 29.94	\$ 359.28
CITY OF COACHELLA	778-443-001	85873	AVE ALEENAH	Trash Service	1	\$ 29.94	\$ 29.94	\$ 359.28
CITY OF COACHELLA	778-443-002	85861	AVE ALEENAH	Trash Service	1	\$ 29.94	\$ 29.94	\$ 359.28
CITY OF COACHELLA	778-443-003	85868	AVE GRACE	Trash Service	1	\$ 29.94	\$ 29.94	\$ 359.28
CITY OF COACHELLA	778-443-004	85874	AVE GRACE	Trash Service	1	\$ 29.94	\$ 29.94	\$ 359.28
CITY OF COACHELLA	778-444-001	52826	CALLE FLORENA	Trash Service	1	\$ 29.94	\$ 29.94	\$ 359.28
CITY OF COACHELLA	778-444-001	52826	CALLE FLORENA	Additional Green	1	\$ 8.47	\$ 8.47	\$ 101.64
CITY OF COACHELLA	778-444-002	52838	CALLE FLORENA	Trash Service	1	\$ 29.94	\$ 29.94	\$ 359.28
CITY OF COACHELLA	778-444-003	52850	CALLE FLORENA	Trash Service	1	\$ 29.94	\$ 29.94	\$ 359.28
CITY OF COACHELLA	778-445-001	52851	CALLE FLORENA	Trash Service	1	\$ 29.94	\$ 29.94	\$ 359.28
CITY OF COACHELLA	778-445-002	52839	CALLE FLORENA	Trash Service	1	\$ 29.94	\$ 29.94	\$ 359.28

City of Coachella Final 2022-23 Tax File

Customer Name	Parcel #	Address	Street	Service Level	Units	Monthly Rate	Total Montly Rate	Annual Rate
CITY OF COACHELLA	778-445-003	52825	CALLE FLORENA	Trash Service	1	\$ 29.94	\$ 29.94	\$ 359.28
CITY OF COACHELLA	778-445-003	52825	CALLE FLORENA	Additional Trash	1	\$ 8.47	\$ 8.47	\$ 101.64
CITY OF COACHELLA	778-445-004	85845	AVE GRACE	Trash Service	1	\$ 29.94	\$ 29.94	\$ 359.28
CITY OF COACHELLA	778-445-005	85839	AVE GRACE	Trash Service	1	\$ 29.94	\$ 29.94	\$ 359.28
CITY OF COACHELLA	778-445-006	85833	AVE GRACE	Trash Service	1	\$ 29.94	\$ 29.94	\$ 359.28
CITY OF COACHELLA	778-445-007	85827	AVE GRACE	Trash Service	1	\$ 29.94	\$ 29.94	\$ 359.28
CITY OF COACHELLA	778-445-008	85821	AVE GRACE	Trash Service	1	\$ 29.94	\$ 29.94	\$ 359.28
CITY OF COACHELLA	778-445-009	85815	AVE GRACE	Trash Service	1	\$ 29.94	\$ 29.94	\$ 359.28
CITY OF COACHELLA	778-445-010	85811	AVE GRACE	Trash Service	1	\$ 29.94	\$ 29.94	\$ 359.28
CITY OF COACHELLA	778-445-010	85811	AVE GRACE	Additional Trash	1	\$ 8.47	\$ 8.47	\$ 101.64
CITY OF COACHELLA	778-445-011	85805	AVE GRACE	Trash Service	1	\$ 29.94	\$ 29.94	\$ 359.28
CITY OF COACHELLA	778-445-012	85806	AVE RAYLYNN	Trash Service	1	\$ 29.94	\$ 29.94	\$ 359.28
CITY OF COACHELLA	778-445-012	85806	AVE RAYLYNN	Additional Trash	1	\$ 8.47	\$ 8.47	\$ 101.64
CITY OF COACHELLA	778-445-013	85810	AVE RAYLYNN	Trash Service	1	\$ 29.94	\$ 29.94	\$ 359.28
CITY OF COACHELLA	778-445-014	85816	AVE RAYLYNN	Trash Service	1	\$ 29.94	\$ 29.94	\$ 359.28
CITY OF COACHELLA	778-445-014	85816	AVE RAYLYNN	Additional Trash	1	\$ 8.47	\$ 8.47	\$ 101.64
CITY OF COACHELLA	778-445-015	85822	AVE RAYLYNN	Trash Service	1	\$ 29.94	\$ 29.94	\$ 359.28
CITY OF COACHELLA	778-445-016	85828	AVE RAYLYNN	Trash Service	1	\$ 29.94	\$ 29.94	\$ 359.28
CITY OF COACHELLA	778-445-017	85832	AVE RAYLYNN	Trash Service	1	\$ 29.94	\$ 29.94	\$ 359.28
CITY OF COACHELLA	778-445-018	85840	AVE RAYLYNN	Trash Service	1	\$ 29.94	\$ 29.94	\$ 359.28
CITY OF COACHELLA	778-445-019	85846	AVE RAYLYNN	Trash Service	1	\$ 29.94	\$ 29.94	\$ 359.28
CITY OF COACHELLA	778-450-001	52880	CALLE EMELIA	Trash Service	1	\$ 29.94	\$ 29.94	\$ 359.28
CITY OF COACHELLA	778-450-002	52868	CALLE EMELIA	Trash Service	1	\$ 29.94	\$ 29.94	\$ 359.28
CITY OF COACHELLA	778-450-003	52856	CALLE EMELIA	Trash Service	1	\$ 29.94	\$ 29.94	\$ 359.28
CITY OF COACHELLA	778-450-004	52844	CALLE EMELIA	Trash Service	1	\$ 29.94	\$ 29.94	\$ 359.28
CITY OF COACHELLA	778-450-005	52834	CALLE EMELIA	Trash Service	1	\$ 29.94	\$ 29.94	\$ 359.28
CITY OF COACHELLA	778-450-006	52822	CALLE EMELIA	Trash Service	1	\$ 29.94	\$ 29.94	\$ 359.28
CITY OF COACHELLA	778-450-007	52812	CALLE EMELIA	Trash Service	1	\$ 29.94	\$ 29.94	\$ 359.28
CITY OF COACHELLA	778-450-008	52798	CALLE EMELIA	Trash Service	1	\$ 29.94	\$ 29.94	\$ 359.28
CITY OF COACHELLA	778-450-009	52788	CALLE EMELIA	Trash Service	1	\$ 29.94	\$ 29.94	\$ 359.28
CITY OF COACHELLA	778-450-009	52788	CALLE EMELIA	Additional Recycle	1	\$ 8.47	\$ 8.47	\$ 101.64
CITY OF COACHELLA	778-450-010	52776	CALLE EMELIA	Trash Service	1	\$ 29.94	\$ 29.94	\$ 359.28
CITY OF COACHELLA	778-450-011	52764	CALLE EMELIA	Trash Service	1	\$ 29.94	\$ 29.94	\$ 359.28
CITY OF COACHELLA	778-451-001	85965	AVE ALEENAH	Trash Service	1	\$ 29.94	\$ 29.94	\$ 359.28
CITY OF COACHELLA	778-451-002	85959	AVE ALEENAH	Trash Service	1	\$ 29.94	\$ 29.94	\$ 359.28
CITY OF COACHELLA	778-451-003	85953	AVE ALEENAH	Trash Service	1	\$ 29.94	\$ 29.94	\$ 359.28
CITY OF COACHELLA	778-451-003	85953	AVE ALEENAH	Additional Trash	1	\$ 8.47	\$ 8.47	\$ 101.64
CITY OF COACHELLA	778-451-004	85947	AVE ALEENAH	Trash Service	1	\$ 29.94	\$ 29.94	\$ 359.28
CITY OF COACHELLA	778-451-005	85941	AVE ALEENAH	Trash Service	1	\$ 29.94	\$ 29.94	\$ 359.28
CITY OF COACHELLA	778-451-006	85935	AVE ALEENAH	Trash Service	1	\$ 29.94	\$ 29.94	\$ 359.28

City of Coachella Final 2022-23 Tax File

Customer Name	Parcel #	Address	Street	Service Level	Units	Monthly Rate	Total Montly Rate	Annual Rate
CITY OF COACHELLA	778-451-007	85929	AVE ALEENAH	Trash Service	1	\$ 29.94	\$ 29.94	\$ 359.28
CITY OF COACHELLA	778-451-008	85925	AVE ALEENAH	Trash Service	1	\$ 29.94	\$ 29.94	\$ 359.28
CITY OF COACHELLA	778-451-009	85919	AVE ALEENAH	Trash Service	1	\$ 29.94	\$ 29.94	\$ 359.28
CITY OF COACHELLA	778-451-010	85913	AVE ALEENAH	Trash Service	1	\$ 29.94	\$ 29.94	\$ 359.28
CITY OF COACHELLA	778-451-011	85907	AVE ALEENAH	Trash Service	1	\$ 29.94	\$ 29.94	\$ 359.28
CITY OF COACHELLA	778-451-012	85901	AVE ALEENAH	Trash Service	1	\$ 29.94	\$ 29.94	\$ 359.28
CITY OF COACHELLA	778-451-013	85897	AVE ALEENAH	Trash Service	1	\$ 29.94	\$ 29.94	\$ 359.28
CITY OF COACHELLA	778-451-014	85891	AVE ALEENAH	Trash Service	1	\$ 29.94	\$ 29.94	\$ 359.28
CITY OF COACHELLA	778-451-015	85885	AVE ALEENAH	Trash Service	1	\$ 29.94	\$ 29.94	\$ 359.28
CITY OF COACHELLA	778-451-016	85879	AVE ALEENAH	Trash Service	1	\$ 29.94	\$ 29.94	\$ 359.28
CITY OF COACHELLA	778-451-017	85880	AVE GRACE	Trash Service	1	\$ 29.94	\$ 29.94	\$ 359.28
CITY OF COACHELLA	778-451-018	85886	AVE GRACE	Trash Service	1	\$ 29.94	\$ 29.94	\$ 359.28
CITY OF COACHELLA	778-451-019	85892	AVE GRACE	Trash Service	1	\$ 29.94	\$ 29.94	\$ 359.28
CITY OF COACHELLA	778-451-020	85898	AVE GRACE	Trash Service	1	\$ 29.94	\$ 29.94	\$ 359.28
CITY OF COACHELLA	778-451-021	85902	AVE GRACE	Trash Service	1	\$ 29.94	\$ 29.94	\$ 359.28
CITY OF COACHELLA	778-451-022	85908	AVE GRACE	Trash Service	1	\$ 29.94	\$ 29.94	\$ 359.28
CITY OF COACHELLA	778-451-023	85914	AVE GRACE	Trash Service	1	\$ 29.94	\$ 29.94	\$ 359.28
CITY OF COACHELLA	778-451-024	85920	AVE GRACE	Trash Service	1	\$ 29.94	\$ 29.94	\$ 359.28
CITY OF COACHELLA	778-451-024	85920	AVE GRACE	Additional Trash	1	\$ 8.47	\$ 8.47	\$ 101.64
CITY OF COACHELLA	778-451-025	85926	AVE GRACE	Trash Service	1	\$ 29.94	\$ 29.94	\$ 359.28
CITY OF COACHELLA	778-451-026	85930	AVE GRACE	Trash Service	1	\$ 29.94	\$ 29.94	\$ 359.28
CITY OF COACHELLA	778-451-027	85936	AVE GRACE	Trash Service	1	\$ 29.94	\$ 29.94	\$ 359.28
CITY OF COACHELLA	778-451-028	85942	AVE GRACE	Trash Service	1	\$ 29.94	\$ 29.94	\$ 359.28
CITY OF COACHELLA	778-451-029	85948	AVE GRACE	Trash Service	1	\$ 29.94	\$ 29.94	\$ 359.28
CITY OF COACHELLA	778-451-030	85954	AVE GRACE	Trash Service	1	\$ 29.94	\$ 29.94	\$ 359.28
CITY OF COACHELLA	778-451-031	85960	AVE GRACE	Trash Service	1	\$ 29.94	\$ 29.94	\$ 359.28
CITY OF COACHELLA	778-451-032	85966	AVE GRACE	Trash Service	1	\$ 29.94	\$ 29.94	\$ 359.28
CITY OF COACHELLA	778-452-001	85965	AVE GRACE	Trash Service	1	\$ 29.94	\$ 29.94	\$ 359.28
CITY OF COACHELLA	778-452-002	85959	AVE GRACE	Trash Service	1	\$ 29.94	\$ 29.94	\$ 359.28
CITY OF COACHELLA	778-452-003	85953	AVE GRACE	Trash Service	1	\$ 29.94	\$ 29.94	\$ 359.28
CITY OF COACHELLA	778-452-004	85947	AVE GRACE	Trash Service	1	\$ 29.94	\$ 29.94	\$ 359.28
CITY OF COACHELLA	778-452-005	85941	AVE GRACE	Trash Service	1	\$ 29.94	\$ 29.94	\$ 359.28
CITY OF COACHELLA	778-452-006	85935	AVE GRACE	Trash Service	1	\$ 29.94	\$ 29.94	\$ 359.28
CITY OF COACHELLA	778-452-007	85929	AVE GRACE	Trash Service	1	\$ 29.94	\$ 29.94	\$ 359.28
CITY OF COACHELLA	778-452-007	85929	AVE GRACE	Additional Trash	1	\$ 8.47	\$ 8.47	\$ 101.64
CITY OF COACHELLA	778-452-008	85925	AVE GRACE	Trash Service	1	\$ 29.94	\$ 29.94	\$ 359.28
CITY OF COACHELLA	778-452-009	85919	AVE GRACE	Trash Service	1	\$ 29.94	\$ 29.94	\$ 359.28
CITY OF COACHELLA	778-452-010	85913	AVE GRACE	Trash Service	1	\$ 29.94	\$ 29.94	\$ 359.28
CITY OF COACHELLA	778-452-011	85907	AVE GRACE	Trash Service	1	\$ 29.94	\$ 29.94	\$ 359.28
CITY OF COACHELLA	778-452-012	85901	AVE GRACE	Trash Service	1	\$ 29.94	\$ 29.94	\$ 359.28

City of Coachella Final 2022-23 Tax File

Customer Name	Parcel #	Address	Street	Service Level	Units	Monthly Rate	Total Montly Rate	Annual Rate
CITY OF COACHELLA	778-452-013	85897	AVE GRACE	Trash Service	1	\$ 29.94	\$ 29.94	\$ 359.28
CITY OF COACHELLA	778-452-014	85891	AVE GRACE	Trash Service	1	\$ 29.94	\$ 29.94	\$ 359.28
CITY OF COACHELLA	778-452-015	85885	AVE GRACE	Trash Service	1	\$ 29.94	\$ 29.94	\$ 359.28
CITY OF COACHELLA	778-452-016	85879	AVE GRACE	Trash Service	1	\$ 29.94	\$ 29.94	\$ 359.28
CITY OF COACHELLA	778-452-017	85878	AVE RAYLYNN	Trash Service	1	\$ 29.94	\$ 29.94	\$ 359.28
CITY OF COACHELLA	778-452-018	85886	AVE RAYLYNN	Trash Service	1	\$ 29.94	\$ 29.94	\$ 359.28
CITY OF COACHELLA	778-452-019	85892	AVE RAYLYNN	Trash Service	1	\$ 29.94	\$ 29.94	\$ 359.28
CITY OF COACHELLA	778-452-020	85898	AVE RAYLYNN	Trash Service	1	\$ 29.94	\$ 29.94	\$ 359.28
CITY OF COACHELLA	778-452-021	85902	AVE RAYLYNN	Trash Service	1	\$ 29.94	\$ 29.94	\$ 359.28
CITY OF COACHELLA	778-452-022	85908	AVE RAYLYNN	Trash Service	1	\$ 29.94	\$ 29.94	\$ 359.28
CITY OF COACHELLA	778-452-023	85914	AVE RAYLYNN	Trash Service	1	\$ 29.94	\$ 29.94	\$ 359.28
CITY OF COACHELLA	778-452-024	85920	AVE RAYLYNN	Trash Service	1	\$ 29.94	\$ 29.94	\$ 359.28
CITY OF COACHELLA	778-452-024	85920	AVE RAYLYNN	Additional Trash	1	\$ 8.47	\$ 8.47	\$ 101.64
CITY OF COACHELLA	778-452-025	85926	AVE RAYLYNN	Trash Service	1	\$ 29.94	\$ 29.94	\$ 359.28
CITY OF COACHELLA	778-452-025	85926	AVE RAYLYNN	Yard Service	1	\$ 10.01	\$ 10.01	\$ 120.12
CITY OF COACHELLA	778-452-026	85930	AVE RAYLYNN	Trash Service	1	\$ 29.94	\$ 29.94	\$ 359.28
CITY OF COACHELLA	778-452-026	85930	AVE RAYLYNN	Additional Trash	1	\$ 8.47	\$ 8.47	\$ 101.64
CITY OF COACHELLA	778-452-027	85936	AVE RAYLYNN	Trash Service	1	\$ 29.94	\$ 29.94	\$ 359.28
CITY OF COACHELLA	778-452-028	85942	AVE RAYLYNN	Trash Service	1	\$ 29.94	\$ 29.94	\$ 359.28
CITY OF COACHELLA	778-452-028	85942	AVE RAYLYNN	Additional Trash	1	\$ 8.47	\$ 8.47	\$ 101.64
CITY OF COACHELLA	778-452-029	85948	AVE RAYLYNN	Trash Service	1	\$ 29.94	\$ 29.94	\$ 359.28
CITY OF COACHELLA	778-452-030	85954	AVE RAYLYNN	Trash Service	1	\$ 29.94	\$ 29.94	\$ 359.28
CITY OF COACHELLA	778-452-031	85960	AVE RAYLYNN	Trash Service	1	\$ 29.94	\$ 29.94	\$ 359.28
CITY OF COACHELLA	778-452-031	85960	AVE RAYLYNN	Additional Trash	1	\$ 8.47	\$ 8.47	\$ 101.64
CITY OF COACHELLA	778-452-032	85966	AVE RAYLYNN	Trash Service	1	\$ 29.94	\$ 29.94	\$ 359.28
CITY OF COACHELLA	778-453-001	85965	AVE RAYLYNN	Trash Service	1	\$ 29.94	\$ 29.94	\$ 359.28
CITY OF COACHELLA	778-453-002	85959	AVE RAYLYNN	Trash Service	1	\$ 29.94	\$ 29.94	\$ 359.28
CITY OF COACHELLA	778-453-003	85953	AVE RAYLYNN	Trash Service	1	\$ 29.94	\$ 29.94	\$ 359.28
CITY OF COACHELLA	778-453-003	85953	AVE RAYLYNN	Additional Trash	1	\$ 8.47	\$ 8.47	\$ 101.64
CITY OF COACHELLA	778-453-004	85947	AVE RAYLYNN	Trash Service	1	\$ 29.94	\$ 29.94	\$ 359.28
CITY OF COACHELLA	778-453-005	85941	AVE RAYLYNN	Trash Service	1	\$ 29.94	\$ 29.94	\$ 359.28
CITY OF COACHELLA	778-453-006	85935	AVE RAYLYNN	Trash Service	1	\$ 29.94	\$ 29.94	\$ 359.28
CITY OF COACHELLA	778-453-007	85929	AVE RAYLYNN	Trash Service	1	\$ 29.94	\$ 29.94	\$ 359.28
CITY OF COACHELLA	778-453-008	85925	AVE RAYLYNN	Trash Service	1	\$ 29.94	\$ 29.94	\$ 359.28
CITY OF COACHELLA	778-453-009	85919	AVE RAYLYNN	Trash Service	1	\$ 29.94	\$ 29.94	\$ 359.28
CITY OF COACHELLA	778-453-010	85913	AVE RAYLYNN	Trash Service	1	\$ 29.94	\$ 29.94	\$ 359.28
CITY OF COACHELLA	778-453-011	85907	AVE RAYLYNN	Trash Service	1	\$ 29.94	\$ 29.94	\$ 359.28
CITY OF COACHELLA	778-453-012	85901	AVE RAYLYNN	Trash Service	1	\$ 29.94	\$ 29.94	\$ 359.28
CITY OF COACHELLA	778-453-013	85897	AVE RAYLYNN	Trash Service	1	\$ 29.94	\$ 29.94	\$ 359.28
CITY OF COACHELLA	778-453-014	85891	AVE RAYLYNN	Trash Service	1	\$ 29.94	\$ 29.94	\$ 359.28

City of Coachella Final 2022-23 Tax File

Customer Name	Parcel #	Address	Street	Service Level	Units	Monthly Rate	Total Montly Rate	Annual Rate
CITY OF COACHELLA	778-453-014	85891	AVE RAYLYNN	Additional Trash	1	\$ 8.47	\$ 8.47	\$ 101.64
CITY OF COACHELLA	778-453-015	85885	AVE RAYLYNN	Trash Service	1	\$ 29.94	\$ 29.94	\$ 359.28
CITY OF COACHELLA	778-453-016	85879	AVE RAYLYNN	Trash Service	1	\$ 29.94	\$ 29.94	\$ 359.28
CITY OF COACHELLA	778-460-001	52043	GENOA ST	Trash Service	1	\$ 29.94	\$ 29.94	\$ 359.28
CITY OF COACHELLA	778-460-001	52043	GENOA ST	Additional Recycle	1	\$ 8.47	\$ 8.47	\$ 101.64
CITY OF COACHELLA	778-460-002	52065	GENOA ST	Trash Service	1	\$ 29.94	\$ 29.94	\$ 359.28
CITY OF COACHELLA	778-460-003	52091	GENOA ST	Trash Service	1	\$ 29.94	\$ 29.94	\$ 359.28
CITY OF COACHELLA	778-460-004	52117	GENOA ST	Trash Service	1	\$ 29.94	\$ 29.94	\$ 359.28
CITY OF COACHELLA	778-460-005	52143	GENOA ST	Trash Service	1	\$ 29.94	\$ 29.94	\$ 359.28
CITY OF COACHELLA	778-460-006	52171	GENOA ST	Trash Service	1	\$ 29.94	\$ 29.94	\$ 359.28
CITY OF COACHELLA	778-460-007	52118	CHANNING CT	Trash Service	1	\$ 29.94	\$ 29.94	\$ 359.28
CITY OF COACHELLA	778-460-008	52082	CHANNING CT	Trash Service	1	\$ 29.94	\$ 29.94	\$ 359.28
CITY OF COACHELLA	778-460-009	52066	CHANNING CT	Trash Service	1	\$ 29.94	\$ 29.94	\$ 359.28
CITY OF COACHELLA	778-460-009	52066	CHANNING CT	Additional Trash	1	\$ 8.47	\$ 8.47	\$ 101.64
CITY OF COACHELLA	778-460-010	52065	CHANNING CT	Trash Service	1	\$ 29.94	\$ 29.94	\$ 359.28
CITY OF COACHELLA	778-460-011	52081	CHANNING CT	Trash Service	1	\$ 29.94	\$ 29.94	\$ 359.28
CITY OF COACHELLA	778-460-012	52117	CHANNING CT	Trash Service	1	\$ 29.94	\$ 29.94	\$ 359.28
CITY OF COACHELLA	778-460-013	52143	CHANNING CT	Trash Service	1	\$ 29.94	\$ 29.94	\$ 359.28
CITY OF COACHELLA	778-460-014	52171	CHANNING CT	Trash Service	1	\$ 29.94	\$ 29.94	\$ 359.28
CITY OF COACHELLA	778-460-015	52193	CHANNING CT	Trash Service	1	\$ 29.94	\$ 29.94	\$ 359.28
CITY OF COACHELLA	778-460-016	52215	GENOA ST	Trash Service	1	\$ 29.94	\$ 29.94	\$ 359.28
CITY OF COACHELLA	778-460-017	52239	GENOA ST	Trash Service	1	\$ 29.94	\$ 29.94	\$ 359.28
CITY OF COACHELLA	778-460-018	52261	GENOA ST	Trash Service	1	\$ 29.94	\$ 29.94	\$ 359.28
CITY OF COACHELLA	778-461-001	52044	GENOA ST	Trash Service	1	\$ 29.94	\$ 29.94	\$ 359.28
CITY OF COACHELLA	778-461-001	52044	GENOA ST	Additional Recycle	1	\$ 8.47	\$ 8.47	\$ 101.64
CITY OF COACHELLA	778-461-002	52066	GENOA ST	Trash Service	1	\$ 29.94	\$ 29.94	\$ 359.28
CITY OF COACHELLA	778-461-002	52066	GENOA ST	Additional Recycle	1	\$ 8.47	\$ 8.47	\$ 101.64
CITY OF COACHELLA	778-461-003	52088	GENOA ST	Trash Service	1	\$ 29.94	\$ 29.94	\$ 359.28
CITY OF COACHELLA	778-461-003	52088	GENOA ST	Additional Trash	1	\$ 8.47	\$ 8.47	\$ 101.64
CITY OF COACHELLA	778-461-004	52112	GENOA ST	Trash Service	1	\$ 29.94	\$ 29.94	\$ 359.28
CITY OF COACHELLA	778-461-005	52134	GENOA ST	Trash Service	1	\$ 29.94	\$ 29.94	\$ 359.28
CITY OF COACHELLA	778-461-006	85428	AVE MARIA	Trash Service	1	\$ 29.94	\$ 29.94	\$ 359.28
CITY OF COACHELLA	778-461-007	85440	AVE MARIA	Trash Service	1	\$ 29.94	\$ 29.94	\$ 359.28
CITY OF COACHELLA	778-461-008	85450	AVE MARIA	Trash Service	1	\$ 29.94	\$ 29.94	\$ 359.28
CITY OF COACHELLA	778-461-009	85462	AVE MARIA	Trash Service	1	\$ 29.94	\$ 29.94	\$ 359.28
CITY OF COACHELLA	778-461-010	85474	AVE MARIA	Trash Service	1	\$ 29.94	\$ 29.94	\$ 359.28
CITY OF COACHELLA	778-461-011	52133	CALLE DANIELLE	Trash Service	1	\$ 29.94	\$ 29.94	\$ 359.28
CITY OF COACHELLA	778-461-012	52111	CALLE DANIELLE	Trash Service	1	\$ 29.94	\$ 29.94	\$ 359.28
CITY OF COACHELLA	778-461-013	52087	CALLE DANIELLE	Trash Service	1	\$ 29.94	\$ 29.94	\$ 359.28
CITY OF COACHELLA	778-461-014	52065	CALLE DANIELLE	Trash Service	1	\$ 29.94	\$ 29.94	\$ 359.28

City of Coachella Final 2022-23 Tax File

Customer Name	Parcel #	Address	Street	Service Level	Units	Monthly Rate	Total Montly Rate	Annual Rate
CITY OF COACHELLA	778-461-015	85486	AVE CRYSTAL	Trash Service	1	\$ 29.94	\$ 29.94	\$ 359.28
CITY OF COACHELLA	778-461-016	85498	AVE CRYSTAL	Trash Service	1	\$ 29.94	\$ 29.94	\$ 359.28
CITY OF COACHELLA	778-461-017	85508	AVE CRYSTAL	Trash Service	1	\$ 29.94	\$ 29.94	\$ 359.28
CITY OF COACHELLA	778-461-018	85520	AVE CRYSTAL	Trash Service	1	\$ 29.94	\$ 29.94	\$ 359.28
CITY OF COACHELLA	778-461-019	85530	AVE CRYSTAL	Trash Service	1	\$ 29.94	\$ 29.94	\$ 359.28
CITY OF COACHELLA	778-461-020	85542	AVE CRYSTAL	Trash Service	1	\$ 29.94	\$ 29.94	\$ 359.28
CITY OF COACHELLA	778-461-020	85542	AVE CRYSTAL	Additional Trash	1	\$ 8.47	\$ 8.47	\$ 101.64
CITY OF COACHELLA	778-461-021	85554	AVE CRYSTAL	Trash Service	1	\$ 29.94	\$ 29.94	\$ 359.28
CITY OF COACHELLA	778-461-022	85566	AVE CRYSTAL	Trash Service	1	\$ 29.94	\$ 29.94	\$ 359.28
CITY OF COACHELLA	778-461-023	85578	AVE CRYSTAL	Trash Service	1	\$ 29.94	\$ 29.94	\$ 359.28
CITY OF COACHELLA	778-461-026	52102	CALLE ANABELLA	Trash Service	1	\$ 29.94	\$ 29.94	\$ 359.28
CITY OF COACHELLA	778-461-026	52102	CALLE ANABELLA	Additional Trash	1	\$ 8.47	\$ 8.47	\$ 101.64
CITY OF COACHELLA	778-461-027	52124	CALLE ANABELLA	Trash Service	1	\$ 29.94	\$ 29.94	\$ 359.28
CITY OF COACHELLA	778-461-028	52148	CALLE ANABELLA	Trash Service	1	\$ 29.94	\$ 29.94	\$ 359.28
CITY OF COACHELLA	778-461-028	52148	CALLE ANABELLA	Additional Trash	1	\$ 8.47	\$ 8.47	\$ 101.64
CITY OF COACHELLA	778-461-029	52170	CALLE ANABELLA	Trash Service	1	\$ 29.94	\$ 29.94	\$ 359.28
CITY OF COACHELLA	778-461-032	85586	AVE CRYSTAL	Trash Service	1	\$ 29.94	\$ 29.94	\$ 359.28
CITY OF COACHELLA	778-461-033	52080	CALLE ANABELLA	Trash Service	1	\$ 29.94	\$ 29.94	\$ 359.28
CITY OF COACHELLA	778-462-001	85567	AVE CRYSTAL	Trash Service	1	\$ 29.94	\$ 29.94	\$ 359.28
CITY OF COACHELLA	778-462-001	85567	AVE CRYSTAL	Additional Trash	1	\$ 8.47	\$ 8.47	\$ 101.64
CITY OF COACHELLA	778-462-002	85555	AVE CRYSTAL	Trash Service	1	\$ 29.94	\$ 29.94	\$ 359.28
CITY OF COACHELLA	778-462-003	85543	AVE CRYSTAL	Trash Service	1	\$ 29.94	\$ 29.94	\$ 359.28
CITY OF COACHELLA	778-462-004	85533	AVE CRYSTAL	Trash Service	1	\$ 29.94	\$ 29.94	\$ 359.28
CITY OF COACHELLA	778-462-004	85533	AVE CRYSTAL	Additional Trash	1	\$ 8.47	\$ 8.47	\$ 101.64
CITY OF COACHELLA	778-462-005	85521	AVE CRYSTAL	Trash Service	1	\$ 29.94	\$ 29.94	\$ 359.28
CITY OF COACHELLA	778-462-006	85509	AVE CRYSTAL	Trash Service	1	\$ 29.94	\$ 29.94	\$ 359.28
CITY OF COACHELLA	778-462-007	85497	AVE CRYSTAL	Trash Service	1	\$ 29.94	\$ 29.94	\$ 359.28
CITY OF COACHELLA	778-462-007	85497	AVE CRYSTAL	Additional Recycle	1	\$ 8.47	\$ 8.47	\$ 101.64
CITY OF COACHELLA	778-462-008	85498	AVE MARIA	Trash Service	1	\$ 29.94	\$ 29.94	\$ 359.28
CITY OF COACHELLA	778-462-009	85508	AVE MARIA	Trash Service	1	\$ 29.94	\$ 29.94	\$ 359.28
CITY OF COACHELLA	778-462-010	85522	AVE MARIA	Trash Service	1	\$ 29.94	\$ 29.94	\$ 359.28
CITY OF COACHELLA	778-462-011	85532	AVE MARIA	Trash Service	1	\$ 29.94	\$ 29.94	\$ 359.28
CITY OF COACHELLA	778-462-012	85544	AVE MARIA	Trash Service	1	\$ 29.94	\$ 29.94	\$ 359.28
CITY OF COACHELLA	778-462-013	85556	AVE MARIA	Trash Service	1	\$ 29.94	\$ 29.94	\$ 359.28
CITY OF COACHELLA	778-462-014	85568	AVE MARIA	Trash Service	1	\$ 29.94	\$ 29.94	\$ 359.28
CITY OF COACHELLA	778-463-001	85401	AVE MARIA	Trash Service	1	\$ 29.94	\$ 29.94	\$ 359.28
CITY OF COACHELLA	778-463-002	85413	AVE MARIA	Trash Service	1	\$ 29.94	\$ 29.94	\$ 359.28
CITY OF COACHELLA	778-463-003	85425	AVE MARIA	Trash Service	1	\$ 29.94	\$ 29.94	\$ 359.28
CITY OF COACHELLA	778-463-003	85425	AVE MARIA	Additional Trash	1	\$ 8.47	\$ 8.47	\$ 101.64
CITY OF COACHELLA	778-463-004	85437	AVE MARIA	Trash Service	1	\$ 29.94	\$ 29.94	\$ 359.28

City of Coachella Final 2022-23 Tax File

Customer Name	Parcel #	Address	Street	Service Level	Units	Monthly Rate	Total Montly Rate	Annual Rate
CITY OF COACHELLA	778-463-005	85449	AVE MARIA	Trash Service	1	\$ 29.94	\$ 29.94	\$ 359.28
CITY OF COACHELLA	778-463-006	85461	AVE MARIA	Trash Service	1	\$ 29.94	\$ 29.94	\$ 359.28
CITY OF COACHELLA	778-463-007	85473	AVE MARIA	Trash Service	1	\$ 29.94	\$ 29.94	\$ 359.28
CITY OF COACHELLA	778-463-008	85485	AVE MARIA	Trash Service	1	\$ 29.94	\$ 29.94	\$ 359.28
CITY OF COACHELLA	778-463-008	85485	AVE MARIA	Additional Recycle	1	\$ 8.47	\$ 8.47	\$ 101.64
CITY OF COACHELLA	778-463-008	85485	AVE MARIA	Additional Recycle	1	\$ 8.47	\$ 8.47	\$ 101.64
CITY OF COACHELLA	778-463-009	85495	AVE MARIA	Trash Service	1	\$ 29.94	\$ 29.94	\$ 359.28
CITY OF COACHELLA	778-463-010	85507	AVE MARIA	Trash Service	1	\$ 29.94	\$ 29.94	\$ 359.28
CITY OF COACHELLA	778-463-011	85519	AVE MARIA	Trash Service	1	\$ 29.94	\$ 29.94	\$ 359.28
CITY OF COACHELLA	778-463-012	85531	AVE MARIA	Trash Service	1	\$ 29.94	\$ 29.94	\$ 359.28
CITY OF COACHELLA	778-463-013	85541	AVE MARIA	Trash Service	1	\$ 29.94	\$ 29.94	\$ 359.28
CITY OF COACHELLA	778-463-014	85553	AVE MARIA	Trash Service	1	\$ 29.94	\$ 29.94	\$ 359.28
CITY OF COACHELLA	778-463-015	85565	AVE MARIA	Trash Service	1	\$ 29.94	\$ 29.94	\$ 359.28
CITY OF COACHELLA	778-463-016	85577	AVE MARIA	Trash Service	1	\$ 29.94	\$ 29.94	\$ 359.28
CITY OF COACHELLA	778-463-017	85589	AVE MARIA	Trash Service	1	\$ 29.94	\$ 29.94	\$ 359.28
CITY OF COACHELLA	778-470-001	52223	CALLE ALICIA	Trash Service	1	\$ 29.94	\$ 29.94	\$ 359.28
CITY OF COACHELLA	778-470-002	52245	CALLE ALICIA	Trash Service	1	\$ 29.94	\$ 29.94	\$ 359.28
CITY OF COACHELLA	778-470-003	52267	CALLE ALICIA	Trash Service	1	\$ 29.94	\$ 29.94	\$ 359.28
CITY OF COACHELLA	778-470-004	52285	CALLE AVILA	Trash Service	1	\$ 29.94	\$ 29.94	\$ 359.28
CITY OF COACHELLA	778-470-005	52313	CALLE ALICIA	Trash Service	1	\$ 29.94	\$ 29.94	\$ 359.28
CITY OF COACHELLA	778-470-006	52335	CALLE ALICIA	Trash Service	1	\$ 29.94	\$ 29.94	\$ 359.28
CITY OF COACHELLA	778-470-007	52357	CALLE ALICIA	Trash Service	1	\$ 29.94	\$ 29.94	\$ 359.28
CITY OF COACHELLA	778-470-008	52379	CALLE ALICIA	Trash Service	1	\$ 29.94	\$ 29.94	\$ 359.28
CITY OF COACHELLA	778-470-009	52401	CALLE ALICIA	Trash Service	1	\$ 29.94	\$ 29.94	\$ 359.28
CITY OF COACHELLA	778-470-010	52425	CALLE ALICIA	Trash Service	1	\$ 29.94	\$ 29.94	\$ 359.28
CITY OF COACHELLA	778-470-011	52447	CALLE ALICIA	Trash Service	1	\$ 29.94	\$ 29.94	\$ 359.28
CITY OF COACHELLA	778-470-011	52447	CALLE ALICIA	Additional Trash	1	\$ 8.47	\$ 8.47	\$ 101.64
CITY OF COACHELLA	778-470-012	85603	AVE NICOLE	Trash Service	1	\$ 29.94	\$ 29.94	\$ 359.28
CITY OF COACHELLA	778-470-013	85625	AVE NICOLE	Trash Service	1	\$ 29.94	\$ 29.94	\$ 359.28
CITY OF COACHELLA	778-470-014	85637	AVE NICOLE	Trash Service	1	\$ 29.94	\$ 29.94	\$ 359.28
CITY OF COACHELLA	778-470-015	85651	AVE NICOLE	Trash Service	1	\$ 29.94	\$ 29.94	\$ 359.28
CITY OF COACHELLA	778-470-016	85663	AVE NICOLE	Trash Service	1	\$ 29.94	\$ 29.94	\$ 359.28
CITY OF COACHELLA	778-470-017	85671	AVE NICOLE	Trash Service	1	\$ 29.94	\$ 29.94	\$ 359.28
CITY OF COACHELLA	778-470-018	85685	AVE NICOLE	Trash Service	1	\$ 29.94	\$ 29.94	\$ 359.28
CITY OF COACHELLA	778-470-018	85685	AVE NICOLE	Additional Recycle	1	\$ 8.47	\$ 8.47	\$ 101.64
CITY OF COACHELLA	778-470-019	85697	AVE NICOLE	Trash Service	1	\$ 29.94	\$ 29.94	\$ 359.28
CITY OF COACHELLA	778-470-020	85701	AVE NICOLE	Trash Service	1	\$ 29.94	\$ 29.94	\$ 359.28
CITY OF COACHELLA	778-471-001	85725	HUXLEY CT	Trash Service	1	\$ 29.94	\$ 29.94	\$ 359.28
CITY OF COACHELLA	778-471-003	85747	HUXLEY CT	Trash Service	1	\$ 29.94	\$ 29.94	\$ 359.28
CITY OF COACHELLA	778-471-004	85740	HUXLEY CT	Trash Service	1	\$ 29.94	\$ 29.94	\$ 359.28

City of Coachella Final 2022-23 Tax File

Customer Name	Parcel #	Address	Street	Service Level	Units	Monthly Rate	Total Montly Rate	Annual Rate
CITY OF COACHELLA	778-471-005	52402	MICHELLE DR	Trash Service	1	\$ 29.94	\$ 29.94	\$ 359.28
CITY OF COACHELLA	778-471-006	52380	MICHELLE DR	Trash Service	1	\$ 29.94	\$ 29.94	\$ 359.28
CITY OF COACHELLA	778-471-006	52380	MICHELLE DR	Additional Trash	1	\$ 8.47	\$ 8.47	\$ 101.64
CITY OF COACHELLA	778-471-007	52358	MICHELLE DR	Trash Service	1	\$ 29.94	\$ 29.94	\$ 359.28
CITY OF COACHELLA	778-471-008	52334	MICHELLE DR	Trash Service	1	\$ 29.94	\$ 29.94	\$ 359.28
CITY OF COACHELLA	778-471-009	52312	MICHELLE DR	Trash Service	1	\$ 29.94	\$ 29.94	\$ 359.28
CITY OF COACHELLA	778-471-010	52290	MICHELLE DR	Trash Service	1	\$ 29.94	\$ 29.94	\$ 359.28
CITY OF COACHELLA	778-471-011	52268	MICHELLE DR	Trash Service	1	\$ 29.94	\$ 29.94	\$ 359.28
CITY OF COACHELLA	778-471-012	52246	MICHELLE DR	Trash Service	1	\$ 29.94	\$ 29.94	\$ 359.28
CITY OF COACHELLA	778-471-013	85718	MICHELLE DR	Trash Service	1	\$ 29.94	\$ 29.94	\$ 359.28
CITY OF COACHELLA	778-471-014	85710	MICHELLE DR	Additional Trash	1	\$ 8.47	\$ 8.47	\$ 101.64
CITY OF COACHELLA	778-471-015	85702	MICHELLE DR	Trash Service	1	\$ 29.94	\$ 29.94	\$ 359.28
CITY OF COACHELLA	778-471-016	85688	MICHELLE DR	Trash Service	1	\$ 29.94	\$ 29.94	\$ 359.28
CITY OF COACHELLA	778-471-017	85676	MICHELLE DR	Trash Service	1	\$ 29.94	\$ 29.94	\$ 359.28
CITY OF COACHELLA	778-471-018	85664	MICHELLE DR	Trash Service	1	\$ 29.94	\$ 29.94	\$ 359.28
CITY OF COACHELLA	778-471-019	85652	MICHELLE DR	Trash Service	1	\$ 29.94	\$ 29.94	\$ 359.28
CITY OF COACHELLA	778-471-019	85652	MICHELLE DR	Additional Trash	1	\$ 8.47	\$ 8.47	\$ 101.64
CITY OF COACHELLA	778-471-020	85640	MICHELLE DR	Trash Service	1	\$ 29.94	\$ 29.94	\$ 359.28
CITY OF COACHELLA	778-471-021	85632	MICHELLE DR	Trash Service	1	\$ 29.94	\$ 29.94	\$ 359.28
CITY OF COACHELLA	778-472-001	85625	MICHELLE DR	Trash Service	1	\$ 29.94	\$ 29.94	\$ 359.28
CITY OF COACHELLA	778-472-001	85625	MICHELLE DR	Additional Recycle	1	\$ 8.47	\$ 8.47	\$ 101.64
CITY OF COACHELLA	778-472-002	85637	MICHELLE DR	Trash Service	1	\$ 29.94	\$ 29.94	\$ 359.28
CITY OF COACHELLA	778-472-003	85651	MICHELLE DR	Trash Service	1	\$ 29.94	\$ 29.94	\$ 359.28
CITY OF COACHELLA	778-472-004	85663	MICHELLE DR	Trash Service	1	\$ 29.94	\$ 29.94	\$ 359.28
CITY OF COACHELLA	778-472-005	85675	MICHELLE DR	Trash Service	1	\$ 29.94	\$ 29.94	\$ 359.28
CITY OF COACHELLA	778-472-006	85683	MICHELLE DR	Trash Service	1	\$ 29.94	\$ 29.94	\$ 359.28
CITY OF COACHELLA	778-472-007	85697	MICHELLE DR	Trash Service	1	\$ 29.94	\$ 29.94	\$ 359.28
CITY OF COACHELLA	778-472-008	52289	MICHELLE DR	Trash Service	1	\$ 29.94	\$ 29.94	\$ 359.28
CITY OF COACHELLA	778-472-009	52313	MICHELLE DR	Trash Service	1	\$ 29.94	\$ 29.94	\$ 359.28
CITY OF COACHELLA	778-472-010	52335	MICHELLE DR	Trash Service	1	\$ 29.94	\$ 29.94	\$ 359.28
CITY OF COACHELLA	778-472-011	52357	MICHELLE DR	Trash Service	1	\$ 29.94	\$ 29.94	\$ 359.28
CITY OF COACHELLA	778-472-012	52379	MICHELLE DR	Trash Service	1	\$ 29.94	\$ 29.94	\$ 359.28
CITY OF COACHELLA	778-472-013	52401	MICHELLE DR	Trash Service	1	\$ 29.94	\$ 29.94	\$ 359.28
CITY OF COACHELLA	778-472-013	52401	MICHELLE DR	Additional Trash	1	\$ 8.47	\$ 8.47	\$ 101.64
CITY OF COACHELLA	778-472-014	85688	AVE NICOLE	Trash Service	1	\$ 29.94	\$ 29.94	\$ 359.28
CITY OF COACHELLA	778-472-015	85676	AVE NICOLE	Trash Service	1	\$ 29.94	\$ 29.94	\$ 359.28
CITY OF COACHELLA	778-472-016	52368	CATARINA CT	Trash Service	1	\$ 29.94	\$ 29.94	\$ 359.28
CITY OF COACHELLA	778-472-017	52346	CATARINA CT	Trash Service	1	\$ 29.94	\$ 29.94	\$ 359.28
CITY OF COACHELLA	778-472-018	52324	CATARINA CT	Trash Service	1	\$ 29.94	\$ 29.94	\$ 359.28

City of Coachella Final 2022-23 Tax File

Customer Name	Parcel #	Address	Street	Service Level	Units	Monthly Rate	Total Montly Rate	Annual Rate
CITY OF COACHELLA	778-472-019	52292	CATARINA CT	Trash Service	1	\$ 29.94	\$ 29.94	\$ 359.28
CITY OF COACHELLA	778-472-020	52291	CATARINA CT	Trash Service	1	\$ 29.94	\$ 29.94	\$ 359.28
CITY OF COACHELLA	778-472-021	52323	CATARINA CT	Trash Service	1	\$ 29.94	\$ 29.94	\$ 359.28
CITY OF COACHELLA	778-472-022	52345	CATARINA CT	Trash Service	1	\$ 29.94	\$ 29.94	\$ 359.28
CITY OF COACHELLA	778-472-023	52367	CATARINA CT	Trash Service	1	\$ 29.94	\$ 29.94	\$ 359.28
CITY OF COACHELLA	778-472-024	85654	AVE NICOLE	Trash Service	1	\$ 29.94	\$ 29.94	\$ 359.28
CITY OF COACHELLA	778-472-025	85642	AVE NICOLE	Trash Service	1	\$ 29.94	\$ 29.94	\$ 359.28
CITY OF COACHELLA	778-472-026	52402	CALLE ALICIA	Trash Service	1	\$ 29.94	\$ 29.94	\$ 359.28
CITY OF COACHELLA	778-472-027	52380	CALLE ALICIA	Trash Service	1	\$ 29.94	\$ 29.94	\$ 359.28
CITY OF COACHELLA	778-472-028	52358	CALLE ALICIA	Trash Service	1	\$ 29.94	\$ 29.94	\$ 359.28
CITY OF COACHELLA	778-472-029	52334	CALLE ALICIA	Trash Service	1	\$ 29.94	\$ 29.94	\$ 359.28
CITY OF COACHELLA	778-472-030	52312	CALLE ALICIA	Trash Service	1	\$ 29.94	\$ 29.94	\$ 359.28
CITY OF COACHELLA	778-472-031	52290	CALLE ALICIA	Trash Service	1	\$ 29.94	\$ 29.94	\$ 359.28
CITY OF COACHELLA	779-250-004	83155	AVE 50	Trash Service	1	\$ 29.94	\$ 29.94	\$ 359.28
CITY OF COACHELLA	779-250-006	50250	JACKSON ST	Trash Service	1	\$ 29.94	\$ 29.94	\$ 359.28
CITY OF COACHELLA	779-250-011	50330	JACKSON ST	Trash Service	1	\$ 29.94	\$ 29.94	\$ 359.28
CITY OF COACHELLA	779-260-001	50214	SAN SOLANO ROAD	Trash Service	1	\$ 29.94	\$ 29.94	\$ 359.28
CITY OF COACHELLA	779-260-002	50188	SAN SOLANO ROAD	Trash Service	1	\$ 29.94	\$ 29.94	\$ 359.28
CITY OF COACHELLA	779-260-003	50162	SAN SOLANO ROAD	Trash Service	1	\$ 29.94	\$ 29.94	\$ 359.28
CITY OF COACHELLA	779-260-004	50136	SAN SOLANO ROAD	Trash Service	1	\$ 29.94	\$ 29.94	\$ 359.28
CITY OF COACHELLA	779-260-004	50136	SAN SOLANO ROAD	Additional Trash	1	\$ 8.47	\$ 8.47	\$ 101.64
CITY OF COACHELLA	779-260-005	50110	SAN SOLANO ROAD	Trash Service	1	\$ 29.94	\$ 29.94	\$ 359.28
CITY OF COACHELLA	779-260-006	50084	SAN SOLANO ROAD	Trash Service	1	\$ 29.94	\$ 29.94	\$ 359.28
CITY OF COACHELLA	779-260-006	50084	SAN SOLANO ROAD	Additional Recycle	1	\$ 8.47	\$ 8.47	\$ 101.64
CITY OF COACHELLA	779-260-006	50084	SAN SOLANO ROAD	Additional Trash	1	\$ 8.47	\$ 8.47	\$ 101.64
CITY OF COACHELLA	779-260-007	50058	SAN SOLANO ROAD	Trash Service	1	\$ 29.94	\$ 29.94	\$ 359.28
CITY OF COACHELLA	779-260-008	50032	SAN SOLANO ROAD	Trash Service	1	\$ 29.94	\$ 29.94	\$ 359.28
CITY OF COACHELLA	779-260-008	50032	SAN SOLANO ROAD	Additional Trash	1	\$ 8.47	\$ 8.47	\$ 101.64
CITY OF COACHELLA	779-260-009	83464	SAN REY DR	Trash Service	1	\$ 29.94	\$ 29.94	\$ 359.28
CITY OF COACHELLA	779-260-010	83458	SAN REY DR	Trash Service	1	\$ 29.94	\$ 29.94	\$ 359.28
CITY OF COACHELLA	779-261-001	50031	SAN SOLANO ROAD	Trash Service	1	\$ 29.94	\$ 29.94	\$ 359.28
CITY OF COACHELLA	779-261-002	50057	SAN SOLANO ROAD	Trash Service	1	\$ 29.94	\$ 29.94	\$ 359.28
CITY OF COACHELLA	779-261-003	50083	SAN SOLANO ROAD	Trash Service	1	\$ 29.94	\$ 29.94	\$ 359.28
CITY OF COACHELLA	779-261-004	50109	SAN SOLANO ROAD	Trash Service	1	\$ 29.94	\$ 29.94	\$ 359.28
CITY OF COACHELLA	779-261-004	50109	SAN SOLANO ROAD	Additional Trash	1	\$ 8.47	\$ 8.47	\$ 101.64
CITY OF COACHELLA	779-261-005	50135	SAN SOLANO ROAD	Trash Service	1	\$ 29.94	\$ 29.94	\$ 359.28
CITY OF COACHELLA	779-261-006	50161	SAN SOLANO ROAD	Trash Service	1	\$ 29.94	\$ 29.94	\$ 359.28
CITY OF COACHELLA	779-261-006	50161	SAN SOLANO ROAD	Additional Trash	1	\$ 8.47	\$ 8.47	\$ 101.64
CITY OF COACHELLA	779-261-007	50187	SAN SOLANO ROAD	Trash Service	1	\$ 29.94	\$ 29.94	\$ 359.28
CITY OF COACHELLA	779-261-008	50213	SAN SOLANO ROAD	Trash Service	1	\$ 29.94	\$ 29.94	\$ 359.28

City of Coachella Final 2022-23 Tax File

Customer Name	Parcel #	Address	Street	Service Level	Units	Monthly Rate	Total Montly Rate	Annual Rate
CITY OF COACHELLA	779-261-009	50239	SAN SOLANO ROAD	Trash Service	1	\$ 29.94	\$ 29.94	\$ 359.28
CITY OF COACHELLA	779-261-009	50239	SAN SOLANO ROAD	Additional Trash	1	\$ 8.47	\$ 8.47	\$ 101.64
CITY OF COACHELLA	779-261-010	50238	SAN CAPISTRANO D	Trash Service	1	\$ 29.94	\$ 29.94	\$ 359.28
CITY OF COACHELLA	779-261-011	50212	SAN CAPISTRANO D	Trash Service	1	\$ 29.94	\$ 29.94	\$ 359.28
CITY OF COACHELLA	779-261-012	50186	SAN CAPISTRANO D	Trash Service	1	\$ 29.94	\$ 29.94	\$ 359.28
CITY OF COACHELLA	779-261-013	50160	SAN CAPISTRANO D	Trash Service	1	\$ 29.94	\$ 29.94	\$ 359.28
CITY OF COACHELLA	779-261-013	50160	SAN CAPISTRANO D	Additional Trash	1	\$ 8.47	\$ 8.47	\$ 101.64
CITY OF COACHELLA	779-261-014	50134	SAN CAPISTRANO D	Trash Service	1	\$ 29.94	\$ 29.94	\$ 359.28
CITY OF COACHELLA	779-261-015	50108	SAN CAPISTRANO D	Trash Service	1	\$ 29.94	\$ 29.94	\$ 359.28
CITY OF COACHELLA	779-261-016	50082	SAN CAPISTRANO D	Trash Service	1	\$ 29.94	\$ 29.94	\$ 359.28
CITY OF COACHELLA	779-261-016	50082	SAN CAPISTRANO D	Additional Trash	1	\$ 8.47	\$ 8.47	\$ 101.64
CITY OF COACHELLA	779-261-017	50056	SAN CAPISTRANO D	Trash Service	1	\$ 29.94	\$ 29.94	\$ 359.28
CITY OF COACHELLA	779-261-018	50030	SAN CAPISTRANO D	Trash Service	1	\$ 29.94	\$ 29.94	\$ 359.28
CITY OF COACHELLA	779-262-001	50029	SAN CAPISTRANO D	Trash Service	1	\$ 29.94	\$ 29.94	\$ 359.28
CITY OF COACHELLA	779-262-001	50029	SAN CAPISTRANO D	Additional Trash	1	\$ 8.47	\$ 8.47	\$ 101.64
CITY OF COACHELLA	779-262-001	50029	SAN CAPISTRANO D	Additional Green	1	\$ 8.47	\$ 8.47	\$ 101.64
CITY OF COACHELLA	779-262-002	50055	SAN CAPISTRANO D	Trash Service	1	\$ 29.94	\$ 29.94	\$ 359.28
CITY OF COACHELLA	779-262-003	50081	SAN CAPISTRANO D	Trash Service	1	\$ 29.94	\$ 29.94	\$ 359.28
CITY OF COACHELLA	779-262-004	50107	SAN CAPISTRANO D	Trash Service	1	\$ 29.94	\$ 29.94	\$ 359.28
CITY OF COACHELLA	779-262-005	50133	SAN CAPISTRANO D	Trash Service	1	\$ 29.94	\$ 29.94	\$ 359.28
CITY OF COACHELLA	779-262-006	50159	SAN CAPISTRANO D	Trash Service	1	\$ 29.94	\$ 29.94	\$ 359.28
CITY OF COACHELLA	779-262-007	50185	SAN CAPISTRANO D	Trash Service	1	\$ 29.94	\$ 29.94	\$ 359.28
CITY OF COACHELLA	779-262-007	50185	SAN CAPISTRANO D	Additional Trash	1	\$ 8.47	\$ 8.47	\$ 101.64
CITY OF COACHELLA	779-262-008	50211	SAN CAPISTRANO D	Trash Service	1	\$ 29.94	\$ 29.94	\$ 359.28
CITY OF COACHELLA	779-262-009	50237	SAN CAPISTRANO D	Trash Service	1	\$ 29.94	\$ 29.94	\$ 359.28
CITY OF COACHELLA	779-262-010	50236	CALLE TOLOSA	Trash Service	1	\$ 29.94	\$ 29.94	\$ 359.28
CITY OF COACHELLA	779-262-011	50210	CALLE TOLOSA	Trash Service	1	\$ 29.94	\$ 29.94	\$ 359.28
CITY OF COACHELLA	779-262-012	50184	CALLE TOLOSA	Trash Service	1	\$ 29.94	\$ 29.94	\$ 359.28
CITY OF COACHELLA	779-262-012	50184	CALLE TOLOSA	Additional Recycle	1	\$ 8.47	\$ 8.47	\$ 101.64
CITY OF COACHELLA	779-262-013	50158	CALLE TOLOSA	Trash Service	1	\$ 29.94	\$ 29.94	\$ 359.28
CITY OF COACHELLA	779-262-014	50132	CALLE TOLOSA	Trash Service	1	\$ 29.94	\$ 29.94	\$ 359.28
CITY OF COACHELLA	779-262-015	50106	CALLE TOLOSA	Trash Service	1	\$ 29.94	\$ 29.94	\$ 359.28
CITY OF COACHELLA	779-262-016	50080	CALLE TOLOSA	Trash Service	1	\$ 29.94	\$ 29.94	\$ 359.28
CITY OF COACHELLA	779-262-017	50054	CALLE TOLOSA	Trash Service	1	\$ 29.94	\$ 29.94	\$ 359.28
CITY OF COACHELLA	779-262-017	50054	CALLE TOLOSA	Additional Trash	1	\$ 8.47	\$ 8.47	\$ 101.64
CITY OF COACHELLA	779-262-018	50028	CALLE TOLOSA	Trash Service	1	\$ 29.94	\$ 29.94	\$ 359.28
CITY OF COACHELLA	779-263-001	83446	SAN REY DR	Trash Service	1	\$ 29.94	\$ 29.94	\$ 359.28
CITY OF COACHELLA	779-263-002	83438	SAN REY DR	Trash Service	1	\$ 29.94	\$ 29.94	\$ 359.28
CITY OF COACHELLA	779-263-003	83432	SAN REY DR	Trash Service	1	\$ 29.94	\$ 29.94	\$ 359.28
CITY OF COACHELLA	779-263-004	50001	CALLE TOLOSA	Trash Service	1	\$ 29.94	\$ 29.94	\$ 359.28

City of Coachella Final 2022-23 Tax File

Customer Name	Parcel #	Address	Street	Service Level	Units	Monthly Rate	Total Montly Rate	Annual Rate
CITY OF COACHELLA	779-263-005	50027	CALLE TOLOSA	Trash Service	1	\$ 29.94	\$ 29.94	\$ 359.28
CITY OF COACHELLA	779-263-006	50053	CALLE TOLOSA	Trash Service	1	\$ 29.94	\$ 29.94	\$ 359.28
CITY OF COACHELLA	779-263-007	50079	CALLE TOLOSA	Trash Service	1	\$ 29.94	\$ 29.94	\$ 359.28
CITY OF COACHELLA	779-263-008	50105	CALLE TOLOSA	Trash Service	1	\$ 29.94	\$ 29.94	\$ 359.28
CITY OF COACHELLA	779-263-009	50131	CALLE TOLOSA	Trash Service	1	\$ 29.94	\$ 29.94	\$ 359.28
CITY OF COACHELLA	779-263-010	50157	CALLE TOLOSA	Trash Service	1	\$ 29.94	\$ 29.94	\$ 359.28
CITY OF COACHELLA	779-263-011	50183	CALLE TOLOSA	Trash Service	1	\$ 29.94	\$ 29.94	\$ 359.28
CITY OF COACHELLA	779-263-012	50209	CALLE TOLOSA	Trash Service	1	\$ 29.94	\$ 29.94	\$ 359.28
CITY OF COACHELLA	779-263-012	50209	CALLE TOLOSA	Additional Trash	1	\$ 8.47	\$ 8.47	\$ 101.64
CITY OF COACHELLA	779-263-013	50235	CALLE TOLOSA	Trash Service	1	\$ 29.94	\$ 29.94	\$ 359.28
CITY OF COACHELLA	779-290-001	50265	SAN SOLANO ROAD	Trash Service	1	\$ 29.94	\$ 29.94	\$ 359.28
CITY OF COACHELLA	779-290-002	50291	SAN SOLANO ROAD	Trash Service	1	\$ 29.94	\$ 29.94	\$ 359.28
CITY OF COACHELLA	779-290-002	50291	SAN SOLANO ROAD	Additional Trash	1	\$ 8.47	\$ 8.47	\$ 101.64
CITY OF COACHELLA	779-290-003	50317	SAN SOLANO ROAD	Trash Service	1	\$ 29.94	\$ 29.94	\$ 359.28
CITY OF COACHELLA	779-290-003	50317	SAN SOLANO ROAD	Additional Trash	1	\$ 8.47	\$ 8.47	\$ 101.64
CITY OF COACHELLA	779-290-004	50343	SAN SOLANO ROAD	Trash Service	1	\$ 29.94	\$ 29.94	\$ 359.28
CITY OF COACHELLA	779-290-004	50343	SAN SOLANO ROAD	Additional Trash	1	\$ 8.47	\$ 8.47	\$ 101.64
CITY OF COACHELLA	779-290-005	50369	SAN SOLANO ROAD	Trash Service	1	\$ 29.94	\$ 29.94	\$ 359.28
CITY OF COACHELLA	779-290-006	50395	SAN SOLANO ROAD	Trash Service	1	\$ 29.94	\$ 29.94	\$ 359.28
CITY OF COACHELLA	779-290-006	50395	SAN SOLANO ROAD	Additional Trash	1	\$ 8.47	\$ 8.47	\$ 101.64
CITY OF COACHELLA	779-290-007	50394	SAN CAPISTRANO D	Trash Service	1	\$ 29.94	\$ 29.94	\$ 359.28
CITY OF COACHELLA	779-290-008	50368	SAN CAPISTRANO D	Trash Service	1	\$ 29.94	\$ 29.94	\$ 359.28
CITY OF COACHELLA	779-290-009	50342	SAN CAPISTRANO D	Trash Service	1	\$ 29.94	\$ 29.94	\$ 359.28
CITY OF COACHELLA	779-290-010	50316	SAN CAPISTRANO D	Trash Service	1	\$ 29.94	\$ 29.94	\$ 359.28
CITY OF COACHELLA	779-290-011	50290	SAN CAPISTRANO D	Trash Service	1	\$ 29.94	\$ 29.94	\$ 359.28
CITY OF COACHELLA	779-290-011	50290	SAN CAPISTRANO D	Additional Recycle	1	\$ 8.47	\$ 8.47	\$ 101.64
CITY OF COACHELLA	779-290-011	50290	SAN CAPISTRANO D	Additional Trash	1	\$ 8.47	\$ 8.47	\$ 101.64
CITY OF COACHELLA	779-290-012	50264	SAN CAPISTRANO D	Trash Service	1	\$ 29.94	\$ 29.94	\$ 359.28
CITY OF COACHELLA	779-290-012	50264	SAN CAPISTRANO D	Additional Trash	1	\$ 8.47	\$ 8.47	\$ 101.64
CITY OF COACHELLA	779-291-001	50263	SAN CAPISTRANO D	Trash Service	1	\$ 29.94	\$ 29.94	\$ 359.28
CITY OF COACHELLA	779-291-002	50289	SAN CAPISTRANO D	Trash Service	1	\$ 29.94	\$ 29.94	\$ 359.28
CITY OF COACHELLA	779-291-003	50315	SAN CAPISTRANO D	Trash Service	1	\$ 29.94	\$ 29.94	\$ 359.28
CITY OF COACHELLA	779-291-003	50315	SAN CAPISTRANO D	Additional Trash	1	\$ 8.47	\$ 8.47	\$ 101.64
CITY OF COACHELLA	779-291-004	50341	SAN CAPISTRANO D	Trash Service	1	\$ 29.94	\$ 29.94	\$ 359.28
CITY OF COACHELLA	779-291-005	50367	SAN CAPISTRANO D	Trash Service	1	\$ 29.94	\$ 29.94	\$ 359.28
CITY OF COACHELLA	779-291-005	50367	SAN CAPISTRANO D	Additional Trash	1	\$ 8.47	\$ 8.47	\$ 101.64
CITY OF COACHELLA	779-291-006	50393	SAN CAPISTRANO D	Trash Service	1	\$ 29.94	\$ 29.94	\$ 359.28
CITY OF COACHELLA	779-291-006	50393	SAN CAPISTRANO D	Additional Trash	1	\$ 8.47	\$ 8.47	\$ 101.64
CITY OF COACHELLA	779-291-007	50392	CALLE TOLOSA	Trash Service	1	\$ 29.94	\$ 29.94	\$ 359.28
CITY OF COACHELLA	779-291-007	50392	CALLE TOLOSA	Yard Service	3	\$ 10.01	\$ 30.03	\$ 360.36

City of Coachella Final 2022-23 Tax File

Customer Name	Parcel #	Address	Street	Service Level	Units	Monthly Rate	Total Montly Rate	Annual Rate
CITY OF COACHELLA	779-291-008	50366	CALLE TOLOSA	Trash Service	1	\$ 29.94	\$ 29.94	\$ 359.28
CITY OF COACHELLA	779-291-008	50366	CALLE TOLOSA	Additional Trash	1	\$ 8.47	\$ 8.47	\$ 101.64
CITY OF COACHELLA	779-291-009	50340	CALLE TOLOSA	Trash Service	1	\$ 29.94	\$ 29.94	\$ 359.28
CITY OF COACHELLA	779-291-010	50314	CALLE TOLOSA	Trash Service	1	\$ 29.94	\$ 29.94	\$ 359.28
CITY OF COACHELLA	779-291-011	50288	CALLE TOLOSA	Trash Service	1	\$ 29.94	\$ 29.94	\$ 359.28
CITY OF COACHELLA	779-291-012	50262	CALLE TOLOSA	Trash Service	1	\$ 29.94	\$ 29.94	\$ 359.28
CITY OF COACHELLA	779-292-001	50287	CALLE TOLOSA	Trash Service	1	\$ 29.94	\$ 29.94	\$ 359.28
CITY OF COACHELLA	779-292-002	50313	CALLE TOLOSA	Trash Service	1	\$ 29.94	\$ 29.94	\$ 359.28
CITY OF COACHELLA	779-292-002	50313	CALLE TOLOSA	Additional Trash	1	\$ 8.47	\$ 8.47	\$ 101.64
CITY OF COACHELLA	779-292-003	50339	CALLE TOLOSA	Trash Service	1	\$ 29.94	\$ 29.94	\$ 359.28
CITY OF COACHELLA	779-292-004	50365	CALLE TOLOSA	Trash Service	1	\$ 29.94	\$ 29.94	\$ 359.28
CITY OF COACHELLA	779-292-005	50391	CALLE TOLOSA	Trash Service	1	\$ 29.94	\$ 29.94	\$ 359.28
CITY OF COACHELLA	779-292-006	50390	SOLEDAD PLC	Trash Service	1	\$ 29.94	\$ 29.94	\$ 359.28
CITY OF COACHELLA	779-292-007	50364	SOLEDAD PLC	Trash Service	1	\$ 29.94	\$ 29.94	\$ 359.28
CITY OF COACHELLA	779-292-008	50338	SOLEDAD PLC	Trash Service	1	\$ 29.94	\$ 29.94	\$ 359.28
CITY OF COACHELLA	779-292-009	50312	SOLEDAD PLC	Trash Service	1	\$ 29.94	\$ 29.94	\$ 359.28
CITY OF COACHELLA	779-292-010	50286	SOLEDAD PLC	Trash Service	1	\$ 29.94	\$ 29.94	\$ 359.28
CITY OF COACHELLA	779-292-010	50286	SOLEDAD PLC	Additional Trash	1	\$ 8.47	\$ 8.47	\$ 101.64
CITY OF COACHELLA	779-293-001	83418	SANTO LANE	Trash Service	1	\$ 29.94	\$ 29.94	\$ 359.28
CITY OF COACHELLA	779-293-001	83418	SANTO LANE	Additional Trash	1	\$ 8.47	\$ 8.47	\$ 101.64
CITY OF COACHELLA	779-293-002	83412	SANTO LANE	Trash Service	1	\$ 29.94	\$ 29.94	\$ 359.28
CITY OF COACHELLA	779-293-002	83412	SANTO LANE	Additional Trash	1	\$ 8.47	\$ 8.47	\$ 101.64
CITY OF COACHELLA	779-293-003	83406	SANTO LANE	Trash Service	1	\$ 29.94	\$ 29.94	\$ 359.28
CITY OF COACHELLA	779-293-004	50363	SOLEDAD PLC	Trash Service	1	\$ 29.94	\$ 29.94	\$ 359.28
CITY OF COACHELLA	779-293-005	50389	SOLEDAD PLC	Trash Service	1	\$ 29.94	\$ 29.94	\$ 359.28
CITY OF COACHELLA	779-293-006	83392	SAN ASIS DR	Trash Service	1	\$ 29.94	\$ 29.94	\$ 359.28
CITY OF COACHELLA	779-293-006	83392	SAN ASIS DR	Additional Trash	1	\$ 8.47	\$ 8.47	\$ 101.64
CITY OF COACHELLA	779-293-007	83386	SAN ASIS DR	Trash Service	1	\$ 29.94	\$ 29.94	\$ 359.28
CITY OF COACHELLA	779-293-008	83380	SAN ASIS DR	Trash Service	1	\$ 29.94	\$ 29.94	\$ 359.28
CITY OF COACHELLA	779-293-009	83379	SAN ASIS DR	Trash Service	1	\$ 29.94	\$ 29.94	\$ 359.28
CITY OF COACHELLA	779-293-010	83385	SAN ASIS DR	Trash Service	1	\$ 29.94	\$ 29.94	\$ 359.28
CITY OF COACHELLA	779-293-011	83391	SAN ASIS DR	Trash Service	1	\$ 29.94	\$ 29.94	\$ 359.28
CITY OF COACHELLA	779-293-012	83397	SAN ASIS DR	Trash Service	1	\$ 29.94	\$ 29.94	\$ 359.28
CITY OF COACHELLA	779-293-013	83405	SAN ASIS DR	Trash Service	1	\$ 29.94	\$ 29.94	\$ 359.28
CITY OF COACHELLA	779-293-014	83411	SAN ASIS DR	Trash Service	1	\$ 29.94	\$ 29.94	\$ 359.28
CITY OF COACHELLA	779-293-014	83411	SAN ASIS DR	Additional Recycle	1	\$ 8.47	\$ 8.47	\$ 101.64
CITY OF COACHELLA	779-293-015	83417	SAN ASIS DR	Trash Service	1	\$ 29.94	\$ 29.94	\$ 359.28
CITY OF COACHELLA	779-293-015	83417	SAN ASIS DR	Additional Trash	1	\$ 8.47	\$ 8.47	\$ 101.64
CITY OF COACHELLA	779-293-016	83425	SAN ASIS DR	Trash Service	1	\$ 29.94	\$ 29.94	\$ 359.28
CITY OF COACHELLA	779-293-017	83431	SAN ASIS DR	Trash Service	1	\$ 29.94	\$ 29.94	\$ 359.28

City of Coachella Final 2022-23 Tax File

Customer Name	Parcel #	Address	Street	Service Level	Units	Monthly Rate	Total Montly Rate	Annual Rate
CITY OF COACHELLA	779-293-017	83431	SAN ASIS DR	Additional Trash	1	\$ 8.47	\$ 8.47	\$ 101.64
CITY OF COACHELLA	779-293-018	83437	SAN ASIS DR	Trash Service	1	\$ 29.94	\$ 29.94	\$ 359.28
CITY OF COACHELLA	779-293-018	83437	SAN ASIS DR	Additional Trash	1	\$ 8.47	\$ 8.47	\$ 101.64
CITY OF COACHELLA	779-293-018	83437	SAN ASIS DR	Yard Service	2	\$ 10.01	\$ 20.02	\$ 240.24
CITY OF COACHELLA	779-293-019	83445	SAN ASIS DR	Trash Service	1	\$ 29.94	\$ 29.94	\$ 359.28
CITY OF COACHELLA	779-293-020	83451	SAN ASIS DR	Trash Service	1	\$ 29.94	\$ 29.94	\$ 359.28
CITY OF COACHELLA	779-293-021	83457	SAN ASIS DR	Trash Service	1	\$ 29.94	\$ 29.94	\$ 359.28
CITY OF COACHELLA	779-293-021	83457	SAN ASIS DR	Additional Trash	1	\$ 8.47	\$ 8.47	\$ 101.64
CITY OF COACHELLA	779-293-022	83465	SAN ASIS DR	Trash Service	1	\$ 29.94	\$ 29.94	\$ 359.28
CITY OF COACHELLA	779-293-023	83471	SAN ASIS DR	Trash Service	1	\$ 29.94	\$ 29.94	\$ 359.28
CITY OF COACHELLA	779-293-024	50292	SAN SOLANO ROAD	Trash Service	1	\$ 29.94	\$ 29.94	\$ 359.28
CITY OF COACHELLA	779-293-025	50266	SAN SOLANO ROAD	Trash Service	1	\$ 29.94	\$ 29.94	\$ 359.28
CITY OF COACHELLA	779-293-026	50240	SAN SOLANO ROAD	Trash Service	1	\$ 29.94	\$ 29.94	\$ 359.28
CITY OF COACHELLA	779-310-002	50700	JACKSON ST	Trash Service	1	\$ 29.94	\$ 29.94	\$ 359.28
CITY OF COACHELLA	779-310-004	50900	JACKSON ST	Trash Service	1	\$ 29.94	\$ 29.94	\$ 359.28
CITY OF COACHELLA	779-340-001	83781	AVE 51	Trash Service	1	\$ 29.94	\$ 29.94	\$ 359.28
CITY OF COACHELLA	779-340-001	83781	AVE 51	Additional Trash	1	\$ 8.47	\$ 8.47	\$ 101.64
CITY OF COACHELLA	779-340-001	83781	AVE 51	Additional Recycle	1	\$ 8.47	\$ 8.47	\$ 101.64
CITY OF COACHELLA	779-360-004	83876	AVE 52	Trash Service	1	\$ 29.94	\$ 29.94	\$ 359.28
CITY OF COACHELLA	779-360-004	83876	AVE 52	Additional Trash	1	\$ 8.47	\$ 8.47	\$ 101.64
CITY OF COACHELLA	779-360-006	83904	AVE 52	Trash Service	1	\$ 29.94	\$ 29.94	\$ 359.28
CITY OF COACHELLA	780-060-005	52815	VAN BUREN ST	Trash Service	1	\$ 29.94	\$ 29.94	\$ 359.28
CITY OF COACHELLA	780-060-006	52821	VAN BUREN ST	Trash Service	1	\$ 29.94	\$ 29.94	\$ 359.28
CITY OF COACHELLA	780-060-009	83750	AVE 53	Trash Service	1	\$ 29.94	\$ 29.94	\$ 359.28
CITY OF COACHELLA	780-070-005	53441	CALHOUN ST	Trash Service	1	\$ 29.94	\$ 29.94	\$ 359.28
CITY OF COACHELLA	780-070-005	53441	CALHOUN ST	Additional Trash	3	\$ 8.47	\$ 25.41	\$ 304.92



STAFF REPORT
7/27/2022

TO: Honorable Mayor and City Council Members

FROM: Gabriel Perez, Development Services Director

SUBJECT: Urban Employment Center General Plan Amendment

- a) Addendum to the Coachella General Plan Update EIR.
- b) General Plan Amendment No. 22-01 to change the land use designation of an existing 7.8-acre vacant site from “Industrial District” to “Urban Employment Center” located near the southwest corner of Avenue 52 and Industrial Way.
- c) Change of Zone No. 22-02 to change the zoning designation of the 7.8-acre vacant site from “Heavy Industrial” to “Urban Employment Center” located near the southwest corner of Avenue 52 and Industrial Way. City-Initiated.

STAFF RECOMMENDATION:

Staff recommends that the City Council:

- Adopt Resolution No. 2022-78 adopting an Addendum to the City’s General Plan Update EIR and approval of General Plan Amendment No. 22-01 for the 7.8-acre vacant site located near the southwest corner of Avenue 52 and Industrial Way.
- Introduce Ordinance No. 1198 for first reading, by title only, approving Change of Zone No. 22-02 for the 7.8-acre vacant site located near the southwest corner of Avenue 52 and Industrial Way.

BACKGROUND:

The City of Coachella is the property owner of the subject 7.8-acre site, which is comprised of two parcels (APN 763-400-016 - 3.99 acres and 763-400-017 - 3.8 acres). The City is pursuing a land use reclassification of the site from “Heavy Industrial” zoning to “Urban Employment Center” zoning to allow for a mix of uses that may include high-density multi-family housing, retail and professional office uses. The City submitted an application to the California Strategic Growth Council for a Transformative Climate Communities (TCC) grant in July 2022 that includes a request to construct affordable multi-family housing and offices for a conservation center for the Southern California Mountains Foundation and Urban Conservation Core of the Inland Empire. No plans have been submitted by project proponents or approved for the site by the City, which would occur if the City receives the TCC grant award. The TCC grant identifies any potential housing may occur on 3.6 acres of the 7.8-acre site. A rezone of the site would also allow the site

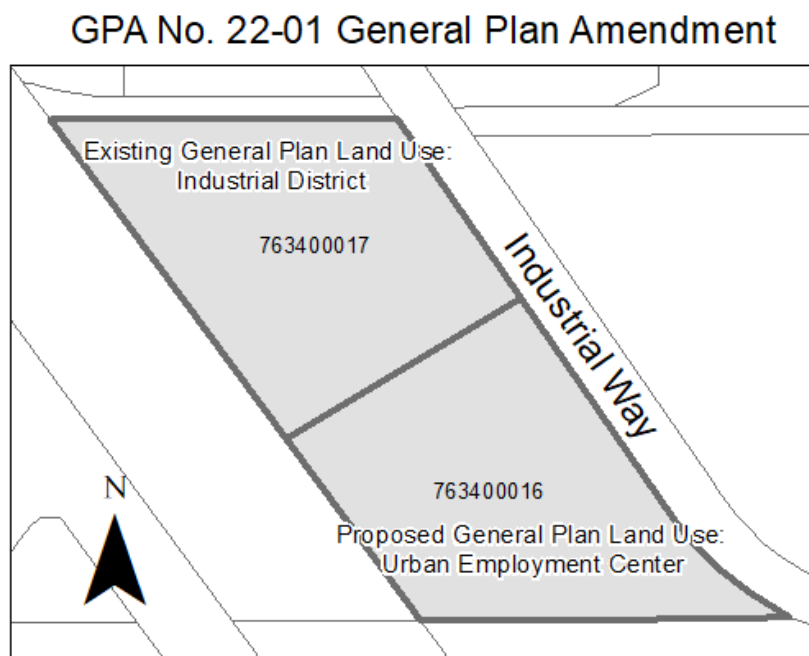
to be eligible for the Cycle 6 Housing Element Site Inventory, which requires that the City rezone sites with adequate utility services to satisfy the City's Regional Housing Needs Allocation (RHNA).

DISCUSSION/ANALYSIS:

The subject site has a current zoning designation of M-H (Heavy Industrial), which allows heavy industrial uses permitted either by right or with approval of a conditional use permit. The site has an Industrial District General Plan land use designation consistent with the M-H zone. Surrounding uses are industrial in nature and include the Union Pacific Railroad to the West, Western Water Works, Jones Brothers Construction, and ATS Stone Corporation to the North, the Sunworld and Woodspur Farms agricultural packing companies to the East and vacant industrial land to the South.

A General Plan Amendment from "Industrial District" to "Urban Employment Center" would accommodate employment uses such as office and research and development rather than industrial uses such as manufacturing, distribution and warehouse. The General Plan recommends that employment uses in this District be supported by retail, service and similar uses. Residential uses are allowed in residential-only buildings or in a mixed-use configuration with ground-floor retail. Also allowed are higher education uses (such as a college or university) designed in urban setting. The maximum height permitted in the Urban Employment General Plan Land Use and Zoning District would be 5-stories with a residential density range of 30-65 units per acre. Water and sewer service infrastructure is available on Industrial Way and therefore the site is a potential candidate for the City's 6th Cycle Housing Element, which requires sites less than 10 acres with available infrastructure available to serve potential development. As such, staff is recommending that the Planning Commission recommend to the City Council, approval of this General Plan Amendment.

The exhibit below shows the subject property with its current General Plan designation, and the proposed General Plan designation.



ENVIRONMENTAL REVIEW:

Staff prepared an Addendum to the Coachella General Plan Update Environmental Impact Report (CGPU EIR - also identified as State Clearinghouse No. 2009021007) pursuant to the guidelines of the California Environmental Quality Act (CEQA), which is attached to this staff report. The addendum evaluated the potential to develop up to 507 dwelling units consistent with the density permitted in the Urban Employment Center (30-65 du/acre). The Addendum concludes on the basis of substantial evidence that the proposed Project is not expected to result in impacts beyond those previously identified and mitigated in the CGPU EIR.

The EIR impacts associated with future development, which were previously determined to be significant and unavoidable, would be less with the proposed Project, because potential eligible development under the proposed land use would not change the character of the area in which the site is located. Project impacts associated with the various environmental factors would not exceed those expected under the current Heavy Industrial designation, and thus would be comparable to, or less than those identified in the CGPU EIR. As such, no new environmental review documents are required for this General Plan Amendment.

ALTERNATIVES:

1. Adopt:
 - a. Resolution No. 2022-78 adopting the Addendum to the Coachella General Plan Update EIR, and Approval of GPA 22-01.
 - b. Introduce Ordinance No. 1198 for first reading, by title only, approving Change of Zone No. 22-02.
2. Continue this matter and provide staff direction.
3. Take no action.

RECOMMENDED ALTERNATIVE(S):

Staff recommends Alternative #1 as shown above.

Attachments:

1. Resolution No. 2022-78
 - Exhibit A – General Plan Amendment Exhibit
 - Exhibit B - Addendum to General Plan Update EIR
2. Ordinance No. 1198 (first reading)
 - Exhibit A – Change of Zone Exhibit
3. Vicinity Map

RESOLUTION NO. 2022-78

A RESOLUTION OF THE COACHELLA CITY COUNCIL ADOPTING AN ADDENDUM TO ENVIRONMENTAL IMPACT REPORT FOR THE CITY OF COACHELLA GENERAL PLAN UPDATE (SCH #2009021007) PURSUANT TO THE CALIFORNIA ENVIRONMENTAL QUALITY ACT AND APPROVAL OF GENERAL PLAN AMENDMENT NO. 22-01 TO CHANGE THE LAND USE DESIGNATION FROM INDUSTRIAL DISTRICT TO URBAN EMPLOYMENT CENTER ON A 7.8 ACRE SITE (APN 763-400-016 and 763-400-017) LOCATED NEAR THE SOUTHWEST CORNER OF INDUSTRIAL WAY AND AVENUE 52. CITY-INITIATED.

WHEREAS, in 2015, the City of Coachella (“City”) adopted a General Plan Update to guide development and provide a basis for decision-making for the City through 2035; and

WHEREAS, pursuant to the California Environmental Quality Act (Pub. Resources Code, § 21000 *et seq.*) (“CEQA”) and the State CEQA Guidelines (Cal. Code of Regs., tit. 14, § 15000 *et seq.*), in 2015 the City certified the Final Environmental Impact Report (“CGPU EIR”) (SCH # 2009021007), in connection with the General Plan Update; and

WHEREAS, the CGPU EIR considered buildout conditions of the Proposed Land Use Plan, which included the maximum buildout potential of a 7.8-acre site located near the southwest corner of Avenue 52 and Industrial Way (“Project Site”) under the “Industrial District” land use designation; and

WHEREAS, to facilitate the development of the City parcels, the City proposes a General Plan Amendment to change the land use designation of the 7.8-acre site from “Industrial District” to “Urban Employment Center” and a Change of Zone to reclassify the site from M-H, Heavy Industrial, to Urban Employment Center Zoning District (“Project”); and

WHEREAS, pursuant to CEQA, when taking subsequent discretionary actions in furtherance of a project for which an Environmental Impact Report (“EIR”) has been certified or a Mitigated Negative Declaration (“MND”) has been adopted, the lead agency is required to review any changed circumstances to determine whether any of the circumstances under Public Resources Code section 21166 and State CEQA Guidelines section 15162 require additional environmental review; and

WHEREAS, by way of preparation of an Addendum, attached hereto as Exhibit “B” and incorporated herein, the City has evaluated the Project in light of the standards for subsequent environmental review outlined in Public Resources Code section 21166 and State CEQA Guidelines section 15162; and

WHEREAS, based on that analysis, the City Council has concluded that approval of the Project does not require preparation of a subsequent or supplemental EIR because there is no possibility for new significant environmental effects or a substantial increase in the severity of previously identified significant environmental effects; and

WHEREAS, the City, as lead agency, determined an Addendum to the certified CGPU EIR should therefore be prepared for the Project’s proposed minor technical changes; and

WHEREAS, the Addendum, attached hereto as Exhibit “B” and incorporated herein, to the certified CGPU EIR was prepared pursuant to CEQA, the State CEQA Guidelines, and the City’s Local CEQA Guidelines; and

WHEREAS, pursuant to State CEQA Guidelines section 15164, subdivision (c), the Addendum is not required to be circulated for public review, but can be attached to the certified CGPU EIR; and

WHEREAS, on July 26, 2022 the Planning Commission held a duly noticed public hearing to review the project, as modified and the related environmental documents, at which time during the hearing members of the public were given an opportunity to testify regarding the Project; and

WHEREAS, after said public hearing, the Planning Commission recommended that the City Council approve this Resolution; and,

WHEREAS, the City Council conducted a properly noticed public hearing on July 27, 2022 at which members of the public were afforded an opportunity to comment on this Ordinance, the recommendations of staff, and other public testimony.

WHEREAS, the City Council carefully considered all information pertaining to the Project, including the staff report, the Addendum together with the CGPU EIR, and all of the information, evidence, and testimony presented at its public hearing; and

WHEREAS, all other legal prerequisites to the adoption of this Resolution have occurred.

NOW, THEREFORE, THE CITY COUNCIL OF THE CITY OF COACHELLA DOES HEREBY FIND, DETERMINE AND RESOLVE AS FOLLOWS:

SECTION 1. Recitals. The above recitals are true and correct and incorporated herein as findings of fact.

SECTION 2. Compliance with the California Environmental Quality Act. The City Council has reviewed and considered the information contained in the Addendum to the CGPU EIR, comments received, and other documents contained in the administrative record for the Project. The City Council finds adequacy in the CEQA documents and finds that the Addendum to the CGPU EIR and administrative record contain a complete and accurate reporting of the environmental impacts associated with the Project and reflects the independent judgment and analysis of the City Council. The City Council finds that the Addendum to the CGPU EIR, as shown in “Exhibit B” attached and made a part hereto, has been completed in compliance with CEQA, the State CEQA Guidelines, and the City of Coachella’s Local CEQA Guidelines.

SECTION 3. Findings on the Necessity for a Subsequent or Supplemental Environmental Impact Report. Based on substantial evidence set forth in the record, including but not limited to,

the CGPU EIR, the Addendum, and all related information presented to the City Council, the City Council finds that, based on the whole record before it, none of the conditions under State CEQA Guidelines section 15162 requiring subsequent environmental review have occurred because the Project:

- (a) will not result in substantial changes that will require major revisions of the CGPU EIR due to the involvement of new significant environmental effects or a substantial increase in the severity of the previously identified significant effects; and
- (b) will not result in substantial changes with respect to the circumstances under which the Project is developed that would require major revisions of the CGPU EIR due to the involvement of new significant environmental effects or a substantial increase in the severity of the previously identified significant effects; and
- (c) does not present new information of substantial importance that was not known and could not have been known with the exercise of reasonable diligence at the time the CGPU EIR documents were adopted, as applicable, showing any of the following:
 - (i) that the modifications would have one or more significant effects not discussed in the earlier environmental documentation; (ii) that significant effects previously examined would be substantially more severe than shown in the earlier environmental documentation; (iii) that mitigation measures or alternatives previously found not to be feasible would in fact be feasible and would substantially reduce one or more significant effects, but the applicant declined to adopt such measures; or (iv) that mitigation measures or alternatives considerably different from those analyzed previously would substantially reduce one or more significant effects on the environment, but which the applicant declined to adopt.

SECTION 4. Findings on Environmental Impacts. Based on the Addendum, the administrative record, and having considered the CGPU EIR and all written and oral evidence presented to the City Council, the City Council finds that all environmental impacts of the Project have been addressed within the certified CGPU EIR. The City Council finds that no new or additional mitigation measures or alternatives are required. The City Council finds that there is no substantial evidence in the administrative record supporting a fair argument that the Project may result in any significant environmental impacts beyond those analyzed in the certified CGPU EIR. The City Council finds that the Addendum contains a complete, objective, and accurate reporting of the environmental impacts associated with the Project and reflects the independent judgment and analysis of the City Council.

SECTION 5. Adoption of the Addendum to the CGPU Environmental Impact Report. The City Council hereby approves and adopts the Addendum prepared for the Project.

SECTION 6. General Plan Amendment No. 22-01. The City Council hereby approves a change to Figure 4-23 of the General Plan 2035 Land Use and Community Character Element,

entitled “General Plan Designation Map” to change the designation from “Industrial District” to “Urban Employment District” as shown in “Exhibit A” attached and made a part hereto.

SECTION 7. Custodian of Records. The documents and materials that constitute the record of proceedings on which these findings are based are located at Coachella City Hall. City Clerk is the custodian of the record of proceedings.

SECTION 8. Execution of Resolution. The Mayor shall sign this Resolution and the City Clerk shall attest and certify to the passage and adoption thereof.

PASSED, APPROVED and ADOPTED this 27th day of July 2022.

Steven A. Hernandez
Mayor

ATTEST:

Angela M. Zepeda
City Clerk

APPROVED AS TO FORM:

Carlos Campos
City Attorney

STATE OF CALIFORNIA)
COUNTY OF RIVERSIDE) ss.
CITY OF COACHELLA)

I HEREBY CERTIFY that the foregoing Resolution No. 2022-78 was duly adopted by the City Council of the City of Coachella at a regular meeting thereof, held on the 27th day of July 2022, by the following vote of Council:

AYES:

NOES:

ABSENT:

ABSTAIN:

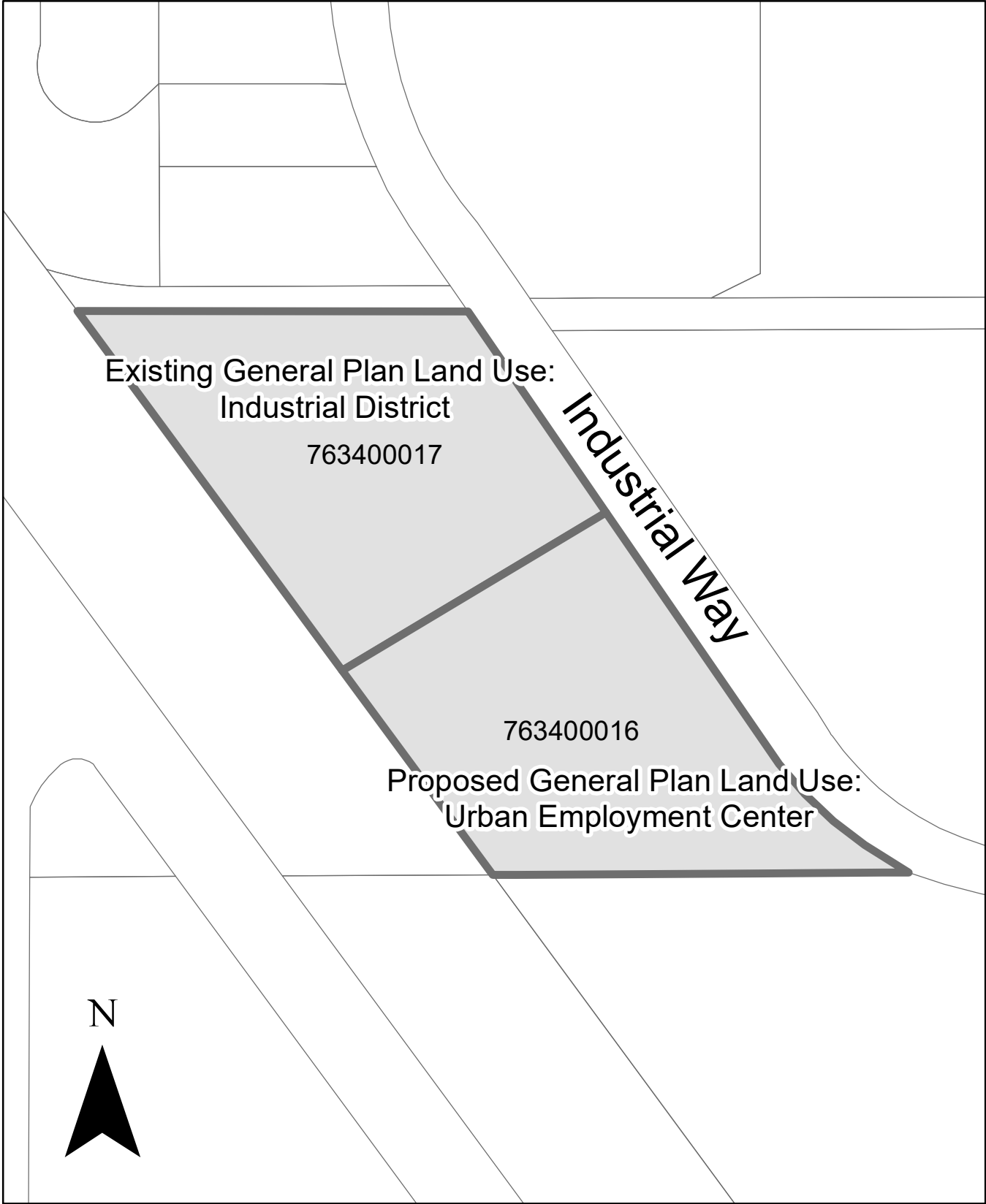
Andrea J. Carranza, MMC
Deputy City Clerk

Exhibit A

Resolution No. 2022-78

Item 16.

GPA No. 22-01 General Plan Amendment Exhibit



Industrial Way General Plan Amendment (GPA) and Zone Change (ZC)

ADDENDUM TO THE CITY OF COACHELLA

GENERAL PLAN UPDATE

ENVIRONMENTAL IMPACT REPORT (SCH No. 2009021007)

Prepared for:

City of Coachella
53990 Enterprise Way
Coachella, CA 92236

Prepared by:



Terra Nova Planning & Research, Inc.[®]
42635 Melanie Place, Suite #101
Palm Desert, California 92211

July 2022

Table of Contents

- 1. Introduction and Project Background 1**
 - 1.1. Summary 1
 - 1.2. Project Location 1
 - 1.3. Existing Conditions and Current Proposal 2
 - 1.4. Purpose of an EIR Addendum 4
- 2. Proposed Amendments..... 5**
- 3. Impact Analysis..... 6**
 - 3.1. Aesthetics..... 6
 - 3.2. Agriculture and Forestry Resources..... 8
 - 3.3. Air Quality 9
 - 3.4. Biological Resources..... 16
 - 3.5. Cultural/Tribal Cultural Resources..... 19
 - 3.6. Geology/Soils 22
 - 3.7. Greenhouse Gas Emissions 25
 - 3.8. Hazards & Hazardous Materials..... 29
 - 3.9. Hydrology/Water Quality..... 32
 - 3.10. Land Use and Planning..... 36
 - 3.11. Mineral Resources 38
 - 3.12. Noise 39
 - 3.13. Population, Employment, and Housing 42
 - 3.14. Public Services..... 43
 - 3.15. Recreation 46
 - 3.16. Transportation 47
 - 3.17. Utilities and Energy 50
 - 3.18. Water Supply and Wastewater..... 54
 - 3.19. Wildfire..... 58

List of Tables

- Table 1 Buildout Land Use Summary Comparison Existing vs Proposed Amendment 5
- Table 2 CalEEMod Buildout Assumptions 12
- Table 3 Construction Criteria Pollutant Emissions Comparison 13
- Table 4 Operational Criteria Pollutant Emissions Comparison (lbs./day) 14

Table 5 Localized Significance Thresholds Emissions (lbs./day) 15
Table 6 Greenhouse Gas Emissions – General Plan Update Operations (MT/yr) 26
Table 7 2040 Operational GHG Emission Comparison 28
Table 8 Trip General Comparisons..... 49
Table 9 Annual Electricity and Natural Gas Use Projections 51
Table 10 Estimated Solid Waste Disposal at the Project Buildout 53

List of Figures

Figure 1 Project Site Location 2
Figure 2 Existing General Plan Land Use Designation..... 3

Appendix

Appendix A: CalEEMod Outputs

Industrial Way GPA and ZC

ADDENDUM TO THE CITY OF COACHELLA

GENERAL PLAN UPDATE

ENVIRONMENTAL IMPACT REPORT

(SCH No. 2009021007)

1. INTRODUCTION AND PROJECT BACKGROUND

1.1. SUMMARY

This document is an Addendum to the City of Coachella General Plan Update Environmental Impact Report (CGPU EIR, SCH No. 2009021007). The purpose of this Addendum is to evaluate the potential environmental impacts of amending the land use designations of a 7.8-acre site located on Industrial Way from “Industrial District/M-H (Heavy Industrial)” to “Urban Employment Center.” A development project is not currently purposed; however, the new land use designation would allow for future development of commercial, service, and high-density residential uses, including affordable housing. In accordance with the California Environmental Quality Act (CEQA), this Addendum analyzes the proposed General Plan Amendment (GPA) and Zone Change (ZC) and demonstrates that all potential environmental impacts associated with the proposed GPA and ZC at buildout would be equivalent to, or less than the impacts already evaluated in the approved CGPU EIR.

Section 1 of this Addendum provides a detailed description of the City of Coachella’s planning procedures and environmental review process under the California Environmental Quality Act (CEQA). Section 2 describes the proposed General Plan Amendment and Zone Change, herein referred to as “the Project.” Section 3 describes the potential environmental impacts of the proposed Project in the context of the 2014 CGPU EIR.

1.2. PROJECT LOCATION

The 7.8-acre site consists of two parcels, Assessor’s Parcels 763-400- 016 and -017, and is located on Industrial Way, south of Avenue 52 in the City of Coachella, Riverside County, California. The site is currently vacant and bounded by industrial uses to the north and east, vacant lands to the south, and Grapefruit Boulevard (Highway 111) and railroad tracks to the west. The Project site is in the northern half of the northwest quarter of Section 9, Township 6 South, Range 8 East, San Bernardino Meridian.

Figure 1
Project Site Location



1.3. EXISTING CONDITIONS AND CURRENT PROPOSAL

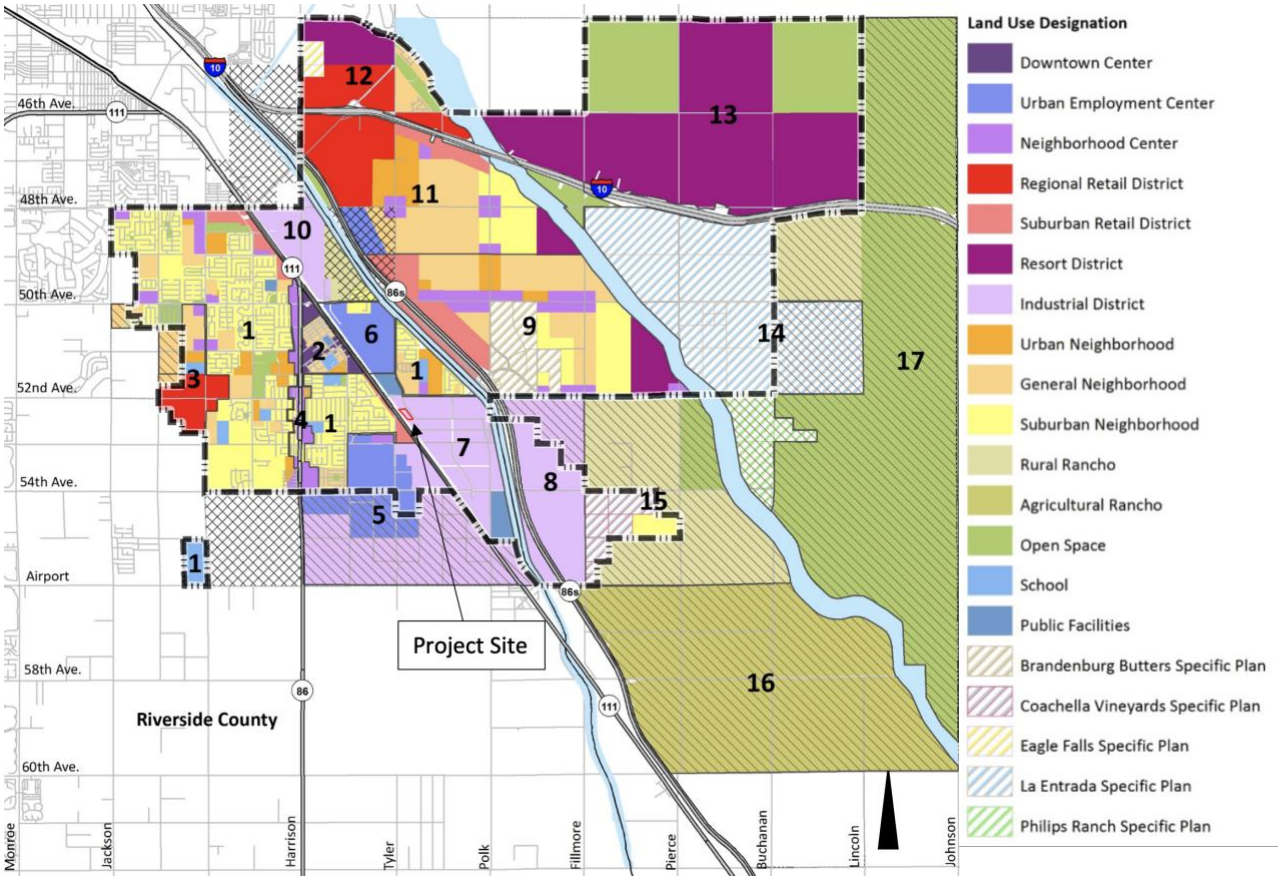
In 2015, the City of Coachella adopted a General Plan Update to guide development and provide a basis for decision-making for the City through 2035. The CGPU EIR, prepared in 2014, analyzed the change between existing conditions at the time and those associated with land use designations in the CGPU. The EIR analysis considered buildout conditions of the proposed Land Use Plan, which included the maximum buildout potential of the 7.8-acre site under the “Industrial District” land use designation. The Industrial District designation allows for industrial, research and development, support retail and office uses.

The site is currently vacant, contains sparse vegetation growth, and is immediately surrounded by industrial development and vacant lands. The site is currently designated “Industrial District” in the General Plan and is zoned for “M-H (Heavy Industrial)” uses (see Figure 2). The City proposes changes to the site’s land use designations to encourage and create additional capacity for lower-income housing in proximity to employment centers and services, consistent with State housing law. To facilitate future mixed-use and residential development on the site, the following land use changes are proposed:

- General Plan Amendment (GPA): Industrial District to Urban Employment Center (30-65 DU/AC)
- Zone Change (ZC): M-H Heavy Industrial to Urban Employment Center (30-65 DU/AC)

Under the new land use designation, the site has the potential to develop up to 507 dwelling units, or 65 dwelling units per acre (DU/AC). This Addendum was prepared to analyze potential impacts of the proposed changes as compared to those previously identified for the Project site in the CGPU EIR. This Addendum meets CEQA requirements for the Project to assess potential environmental impacts and set forth mitigation as necessary, on the basis that future development of the site will conform to the City’s zoning standards.

Figure 2
Existing General Plan Land Use Designation



1.4. PURPOSE OF AN EIR ADDENDUM

In accordance with CEQA Guidelines Section 15164, a Lead Agency is required to prepare an EIR Addendum to a previously certified EIR if some changes or additions to a project are necessary, but the proposed project modifications do not require preparation of a subsequent EIR, as provided in Guidelines Section 15162. In addition, the proposed modifications cannot result in new or substantially more significant environmental impacts compared with the impacts disclosed in the previously certified EIR.

CEQA Guidelines Section 15162 states that a subsequent EIR would be required for a project if any of the following conditions exist:

1. Substantial changes to the project require major revisions to the previously certified EIR due to the involvement of new significant environmental effects or a substantial increase in the severity of previously identified effects.
2. Substantial changes occur with respect to the circumstances under which the project is undertaken that require major revisions to the previously certified EIR due to the involvement of new significant environmental effects or a substantial increase in the severity of previously identified significant effects; or
3. The availability of new information of substantial importance, which was not known or could not have been known with the exercise of reasonable diligence at the time the previous EIR was certified, shows that i) the project will have one or more significant effects not discussed in the previous EIR, ii) significant effects previously examined will be substantially more severe than shown in the previous EIR, or iii) mitigation measures or alternatives that were previously found not to be feasible or that are considerably different from those analyzed in the previously certified EIR, which would substantially reduce one or more significant effects on the environment, but the project proponent declines to adopt the mitigation measure or alternative.

Based on the evaluation of information provided in this EIR Addendum, no new significant impacts would occur as a result of the proposed Project, nor would there be any substantial increase in the severity of any previously identified significant environmental impacts. Therefore, none of the conditions described in Section 15162 of the CEQA Guidelines would apply. As such, an EIR addendum is the appropriate document to comply with CEQA requirements for the proposed Project.

2. PROPOSED AMENDMENTS

To facilitate future mixed-use service and residential development of the site, the City proposes an amendment to the General Plan Designation Map and Zoning Map that will change the 7.8-acre site's land use designation from "Industrial District" (General Plan) and "M-H (Heavy Industrial)" (zoning) to "Urban Employment Center" (30-65 DU/AC). Under the amended land use designation, the site has the potential to develop 65 DU/AC for a maximum buildout potential of 507 dwelling units. The following table provides a summary comparison of existing conditions analyzed in the EIR and the proposed GPA and ZC. The amendment is limited to the 7.8-acre site and no other General Plan amendments or zoning changes are proposed.

Table 1
Buildout Land Use Summary Comparison
Existing vs Proposed Amendment

	Existing Land Use Designation	Proposed Land Use Amendments
Land Use Designation	General Plan: Industrial District Zoning: M-H Heavy Industrial	General Plan and Zoning: Urban Employment Center
Allowed Land Uses	Industrial, research and development, commercial, office	Offices, professional services, retail, commercial, residential
Density	N/A	30-65 DU/AC
Max./Proposed Buildout Potential	N/A	507 DU
Max./Proposed Residential Population ¹	N/A	2,155
Max. Building Height	50 feet	5 stories

1. Based on an average of 4.25 persons per household in Coachella. E-5 City/County Population and Housing Estimates, California Department of Finance, January 1, 2022.

Land uses within the general project area include a mix of "Industrial District," "Public Facilities," "Suburban Neighborhood," "Suburban Retail District," "Urban Employment Center," "General Neighborhood," "Urban Neighborhood," "School," and "Neighborhood Center" (see Figure 2). The proposed land use designation of "Urban Employment Center" is consistent with surrounding land uses and will not conflict with the intent of land use policies in the CGPU.

3. IMPACT ANALYSIS

In accordance with CEQA Guidelines §15162, the following analysis addresses each of the environmental issues analyzed in the certified EIR as compared to the potential changes in environmental impacts due to the proposed Project. The analyses below are based on buildout scenarios that would generate the greatest impacts for each particular issue area. Please note that the CGPU EIR analyzed a “Planning Area” which included lands both within City corporate limits, and within the City’s Sphere of Influence (SOI). The analysis below uses Planning Area when referring to the context of the EIR analysis, and City and/or SOI when appropriate.

3.1. AESTHETICS

Summary of Findings in the EIR

Scenic Vistas and Resources

The City of Coachella, including the project site, is in Coachella Valley which is a low desert basin surrounded by the Santa Rosa and San Jacinto Mountains to the southwest and west, and the Little San Bernardino Mountains to the north and northeast. Scenic resources in the city mainly consist of mountain views of the Santa Rosa Mountains (up to 8,715 feet at Toro Peak) and Little San Bernardino Mountains (up to 5,267 feet), as well as numerous alluvial fans emanating from the mountain canyons. The CGPU’s Sustainability and Natural Environment Element includes polices to guide future development as to limit impacts to views of scenic resources in the Planning Area. With implementation of such policies, impacts to viewsheds and scenic resources were found to be less than significant

Currently there are no designated, or eligible, State Scenic Highways within the Planning Area and therefore the CGPU was found to have no impact on these resources. There are several major historic highways of local significance within the Planning Area, including Old Highway 111 (Grapefruit Boulevard); however, the CGPU policies in the Sustainability and Natural Environment Element were designed to preserve and protect corridor preservation and minimize aesthetic obstruction.

Visual Character

Buildout of the General Plan Update would increase development and density primarily in the western City where there is existing development. The General Plan specifies appropriate building types in each of the seventeen designated subareas to ensure continuance of the existing small town character and cultural diversity in the City and prevent development that is not compatible with the existing character. The General Plan policies call for preservation of open space and natural resources and high-quality and long-lasting building materials and quality architecture. However, the EIR found that the scale of growth under the CGPU would have the potential to significantly impact the visual character of the city. Although the CGPU contains extensive policies, design guidelines and development strategies to reduce impacts to aesthetics, the EIR determined that impacts on visual character would be significant and unavoidable.

Light and Glare

Development under the CGPU would create additional sources of light in the central and eastern portions of the Planning Area as agricultural lands are converted to urban uses to accommodate the growing population. The City's Zoning Code regulates lighting for all new development in Chapter 16.28.150(L) Improvements and Grading, Chapter 17.56.010(J)(2)(e) Signs, and Chapter 17.54.010 (K) Off-Street Parking and Loading. In addition, CGPU policies in the Land Use and Community Form Element and Sustainability and Natural Environment Element would further limit light and glare pollution from outdoor sources (Policy 6.5 Dark sky). Thus, because of Municipal Code requirements and CGPU policies that limit light pollution, the EIR found impacts to be less than significant.

Analysis of the Proposed Project

Scenic Vistas, Resources and Visual Character

The Project site is generally flat and lies on the valley floor at an elevation of about -25 feet below mean sea level. Distant views include the middle and upper elevation slopes of the Santa Rosa Mountains approximately 7.6 miles to the south and southwest. The aesthetic value of the other mountain ranges (San Jacinto and Little San Bernardino) is somewhat diminished due to distance from the Project site and intervening development and landscaping.

Land uses within a half mile of the site include industrial uses, single- and multi-family residential, general commercial, public facilities, and vacant land. From the Project site, foreground views to the north and east include single-story industrial development and equipment storage yards. Views to the south and west are of vacant land and natural desert vegetation. Immediately west of Grapefruit Boulevard, and 250 feet from the Project site, is a single-family residential development with one- and two-story dwellings.

The Project site does not contain scenic resources, such as trees, rock outcroppings, or historic buildings. The Project site is visible from local roadways (i.e., Grapefruit Boulevard, Avenue 52, Tyler Street, and Industrial Way). Future development of the site would not result in a substantial adverse visual effect for passing motorists on any roads in the Project vicinity because potential future developed will be visually consistent with other development in the city and would be subject to similar development standards as those analyzed in the EIR. Compared to the industrial uses originally intended for the site, future development under the Urban Employment Center designation would allow for a similar mix of land uses, patterns of development, and range of building heights in the project area, with comparable landscaping, and architectural features. Thus, the potential for obstruction of scenic vistas or scenic resources from viewpoints in and around the area would not be increased under the proposed Project.

There are no state-designated scenic highways in the city, however the site is approximately 150 feet east of Grapefruit Boulevard (old Highway 111) which is a locally recognized scenic corridor. Future development of the site will adhere to applicable General Plan policies and zoning requirements designed to limit impacts to scenic resources, including scenic corridors.

The proposed Project would not create any new impacts associated with views. Thus, potential impacts to scenic vistas and views would be less than significant.

Light and Glare

The Project site is currently vacant and there is no lighting onsite. Buildout of the site can be expected to generate increased levels of light and glare from interior and exterior building lighting, safety and security lighting, landscape lighting, and vehicles accessing the area. The types and sources of lighting under the proposed land use designations would be the same as those anticipated in the CGPU. Lighting and glare levels are not expected to exceed typical levels for an urban environment and will be regulated by the City's lighting standards. Impacts associated with light and glare will be less than significant, consistent with the conclusions of the EIR.

Summary of Impacts

Because the proposed Project will result in similar development to that in the Project area in all aesthetic aspects analyzed above, it is not expected to result in impacts beyond those identified in the CGPU EIR. Future development of the site will adhere to applicable General Plan policies and zoning requirements. Impacts associated with visual character, which were determined to be significant and unavoidable, would be comparable to what's currently permitted in the area. Project impacts associated with scenic vistas and resources, visual character, and light and glare would not exceed those expected under the current land use designation, and thus would be comparable to, or less than those identified in the EIR.

3.2. AGRICULTURE AND FORESTRY RESOURCES

Summary of Findings in the EIR

Agriculture is integral to the City's economy, and agricultural land accounts for approximately 29 percent of the General Plan Planning Area. More than half of the agricultural land is located in the Sphere of Influence (SOI). More than half of the agricultural land within the City limits are classified as important farmland by the by the California Department of Conservation, including Prime Farmland, Unique Farmland, and Farmland of Local Importance. While the CGPU includes a comprehensive agricultural conservation program with multiple avenues to protect agricultural resources and agricultural operations, buildout of the General Plan would still result in conversion of 5,662 acres of Prime Farmland, 587 acres of Unique Farmland, and 3,613 acres of Farmland of Local Importance to urban uses. The CGPU EIR determined that build out of the General Plan would result in significant and unavoidable impacts on the loss and conversion of farmland to non-agricultural uses.

The CGPU Planning Area contains approximately 994 acres of Williamson Act contracted lands, and an additional 1,480 acres under Williamson Act contracts that are set to expire. These expiring contracted lands are designated with urban uses in the CGPU, as part of the City's strategy to manage the transition from agricultural to urban uses. The temporary conflict before the expiration of Williamson Act contracts on these lands represent significant and unavoidable impacts.

Future urban development under the CGPU may result in indirect impacts to adjacent farmland in the central portion of the City. However, the CGPU sets forth goals and policies to address such impacts, including right to farm and buffer requirements between agriculture and urban uses. The EIR concluded these CGPU policies will reduce indirect impacts from other changes on the conversion of farmland to less than significant levels.

There is open space in the eastern Coachella and SOI; however, native vegetation consists primarily of Creosote Bush Scrub and Saltbush Scrub. The arid desert climate does not support forest growth above the native shrubs, and there is no forestland or timberland in the City and SOI. No impact would occur regarding loss of forest land or conversion to non-forest uses.

Analysis of the Proposed Project

The site has been previously graded and is currently vacant with sparse native vegetation. According to the Farmland Mapping and Monitoring Program (FMMP) by the California Department of Conservation, the Project site is classified as Urban and Built-Up Land. The Project site is not under a Williamson Act contract and has not been in agricultural production nor designated for such uses. The proposed GPA and ZC would not create any new impacts associated with agricultural resources, and impacts would be consistent with those identified in the EIR. No impacts to forestry resources would occur under the proposed Project, consistent with those identified in the EIR.

3.3. AIR QUALITY

Summary of Findings in the EIR

Coachella is located in the Salton Sea Air Basin (SSAB) under the jurisdiction of the South Coast Air Quality Management District (SCAQMD). The SCAQMD is the air pollution control agency principally responsible for comprehensive air pollution control in the South Coast Air Basin (SCAB) and Riverside County portion of the SSAB. Local development and population growth, traffic, construction activities, and various site disturbances in the City contribute to air quality emissions. The Coachella Valley portion of the SSAB is classified as a “non-attainment” area for PM₁₀ and ozone. The SSAB, including the City of Coachella, are in attainment with state and federal standards for carbon monoxide, nitrogen oxides, sulfur dioxide, and lead.

Air Quality Management Plan Compliance

During the preparation of the CGPU EIR, lands within the SCAQMD were subject to the 2012 Air Quality Management Plan (2012 AQMP) while the draft 2016 AQMP was being prepared. The AQMP is a comprehensive plan that establishes control strategies and guidance on regional emission reductions for air pollutants. The 2012 AQMP included specific measures to further implement the ozone strategy in the 2007 AQMP to assist attaining the 8-hour ozone standard by 2023.

The AQMP is based, in part, on the land use plans of the jurisdictions in the region. To be consistent with the AQMP, the General Plan update must not exceed the population, housing or

employment growth forecasts used in the development of the AQMP. According to Southern California Association of Governments (SCAG) growth forecasts in their 2012-2035 Regional Transportation Plan/Sustainable Communities Strategy (RTP/SCS), Coachella would have a resident population of 128,700 in 2035. Development facilitated by the CGPU would increase the City's population to a maximum of 135,000 by 2035, which is 4.9% (6,300 residents) more than SCAG's 2035 population forecast. However, the maximum theoretical buildout of the General Plan Designation Map would likely overstate the amount of growth, and the SCAG forecast was considered a reasonable estimate of future growth through 2035. Therefore, the EIR determined that the General Plan update would be roughly in line with SCAG projections, and thus generally consistent with the AQMP.

Final 2002 Coachella Valley PM₁₀ State Implementation Plan

The 2002 Coachella Valley PM₁₀ State Implementation Plan (SIP) plan includes control measures for the abatement of large particulates in the Coachella Valley. These dust control measures target construction and earth movement activities, disturbed vacant lands, unpaved roads and lots, paved road dust, and agriculture. The 2002 SIP was revised in 2003 to incorporate the latest approved mobile source emissions estimates, planning assumptions, and fugitive dust source emission estimates. The control measures from the 2002 SIP remain in effect, although a request for redesignation by SCAQMD's that the Coachella Valley be redesignated as in attainment of federal PM₁₀ standards is pending.

The CGPU Sustainability + Natural Environment Element contains policies consistent with the control measures set forth in the 2002 SIP, including Policy 11.8 requiring emission and dust control for construction activities; Policy 11.1 for minimizing creation of new air pollutant sources; and Policy 5.8 requiring a protective buffer between new developments and adjacent agricultural uses to reduce exposure to dust emissions from farm activities.

Air Quality and Land Use Handbook (Air Resources Board, 2005)

The California Air Resources Board (CARB) gave recommendations on the siting of sensitive land uses in relation to major sources of air pollutants in the Air Quality and Land Use Handbook. The CGPU Land Use + Community Character Element would lead to zoning changes to prevent locating schools and other sensitive receptors within 500 feet of major sources of pollution. Other CGPU policies that promote environmentally friendly dry cleaning processes, regulate siting of new polluting sources, and call for thresholds of significance and mitigation for sensitive receptors near state highways are also consistent with CARB's handbook.

Construction Emissions

Construction activity facilitated by the CGPU would cause temporary emissions of various air pollutants, and may create a significant effect if substantial emissions occur near sensitive receptors. The CGPU EIR provides a qualitative approach on construction related emissions, while individual development proposed in the future would be subject to independent environmental review under CEQA for quantitative project-level air quality analysis. Future construction within the City would be subject to CGPU policies that prohibit siting of land uses that adversely impact existing sensitive receptors and require a minimum separation distance of 500 feet, as well as the control of emissions and dust control during construction. Future development will also be

subject to SCAQMD rules 402 and 403 that seek to reduce fugitive dust and overall air pollutant emissions. A fugitive dust control plan would be required for any project larger than 5,000 square feet under SCAQMD Rule 403.1 to implement dust control. Individual projects under the CGPU would be required to implement additional mitigation if site-specific analysis identifies the potential to exceed pollutant thresholds. The EIR concluded that adherence to applicable CGPU policies and SCAQMD rules would reduce potential construction-related impacts to a less than significant level. No mitigation measures were required.

Long-Term Emissions

Future development in accordance with the CGPU would generate long-term emissions from mobile (vehicle trips) and stationary (electricity and natural gas) sources. Similar to construction emissions, operational emissions will be quantified at individual project-level CEQA review, and mitigation will be required if any pollutant threshold is exceeded. The CGPU would facilitate growth in the City that is largely consistent with regional forecasts, and implement policies and design standards consistent with SCAQMD measures and CARB recommendations.

Future emissions at buildout of CGPU in 2035 were compared to the SCAQMD region, the results of which showed the City's emissions of each criteria pollutant constituted less than one percent of total regional emissions. Furthermore, the CGPU contains multiple policies to promote multi-modal transportation networks, which will further reduce local emissions. The EIR concluded that impacts on long-term emissions would be less than significant under the CGPU, and no mitigation measures were required.

Carbon Monoxide Hot Spots

Elevated carbon monoxide levels can occur at or near intersections with severe traffic congestion, resulting in a carbon monoxide (CO) hot spot. A project will have a significant localized air quality impact if it creates a hot spot where the state standards for CO are exceeded. According to the EIR, a hot spot analysis should be conducted for congested intersections operating at levels of service (LOS) E or F. Based on the traffic impact analysis prepared for the CGPU, thirteen intersections were projected to experience LOS E or F during any peak hour period. None of these intersections are located in the Project vicinity. The nearest impacted intersection is at Harrison Street and Avenue 52, approximately 1.1 miles west of the site. The CGPU policies and mitigation measures in the EIR would reduce potential LOS impacts at these intersections to less than significant levels. Therefore, the EIR concluded that additional traffic after mitigation and implementation of CGPU policies would not degrade conditions at intersections to the extent that mobile-source emissions exceed the state standards and create CO hot spots. No additional mitigation measures were required.

Cumulative Impacts

Implementation of the CGPU would generate emissions of criteria air pollutants from construction and operation of projects, which would contribute to regional emissions within SCAQMD's jurisdiction. However, adherence to policies in the Land Use + Community Character, Mobility, and Sustainability + Natural Environment Elements, and compliance with existing SCAQMD rules, would reduce the generation of ozone precursors and particulates for which the Coachella Valley is in nonattainment. Furthermore, the City's contribution to regional emissions

is projected to be minimal at CGPU buildout; attainment of ozone standards in the Coachella Valley depends predominantly on the application of control measures in the South Coast Air Basin. Because the City's air pollutant emissions will not be cumulatively considerable in the SCAQMD region, the EIR determined that the CGPU will not have a significant cumulative impact, and no mitigation was required.

Analysis of the Proposed Project

There is no development project proposed at this time. Future buildout of the site will generate operational emissions, which include area source emissions, emissions from energy demand (electric and natural gas), and mobile source (vehicle) emissions. In addition to these ongoing emissions, future build out of the site will generate temporary air quality emissions from grading, construction, and equipment deliveries.

Project-level emissions were quantified for maximum buildout potential under both the existing land use designation and the proposed land use designation to provide a comparison of the maximum buildout scenario. For analysis purposes, it is assumed that the site could develop up to 200,000 square feet of industrial space under existing conditions, which is approximately 65% site coverage.¹ Under Project conditions, the site could develop up to 507 dwelling units, or 65 DU/AC. For analysis purposes, it was assumed that all units would be multi-family homes, which is representative of the residential development types allowed under the proposed "Urban Employment" designation.

Buildout assumptions used for the CalEEMod Version 2020.4.0 software are provided below.

Table 2
CalEEMod Buildout Assumptions

	Existing Conditions	Proposed Project
Land Use Designation	Industrial District M-H Heavy Industrial	Urban Employment Center
Site Acreage	7.8± acres	7.8± acres
Allowed Land Uses	Industrial uses, research and development, support retail.	Office, services, commercial, high density residential
CalEEMod Land Use Assumptions	200,000 SF light industrial	507 unit mid-rise apartment
Density	N/A	65 DU/AC (max.)
Residential Population ¹	N/A	2,155
Duration	2-year construction	2-year construction

1. Based on an average of 4.25 persons per household in Coachella. E-5 City/County Population and Housing Estimates, California Department of Finance, January 1, 2022.

¹ The M-H Heavy Industrial zone has no maximum lot coverage. 65% coverage assumed for maximum buildout conditions.

The following table describes construction-related pollutant emissions for maximum buildout of the site.

**Table 3
Construction Criteria Pollutant Emissions Comparison
(lbs./day)**

Max. Daily Emissions	CO	NO_x	ROG	SO_x	PM₁₀	PM_{2.5}
Existing Conditions	34.40	33.13	64.00	0.06	10.61	6.07
SCAQMD Threshold*	550.00	100.00	75.00	150.00	150.00	55.00
Exceeds Threshold	No	No	No	No	No	No
Proposed Amendment	33.82	33.13	66.87	0.07	10.61	6.07
SCAQMD Threshold*	550.00	100.00	75.00	150.00	150.00	55.00
Exceeds Threshold	No	No	No	No	No	No

Source: CalEEMod Version 2020.4.0. See Appendix A for detailed tables. Value shown represents the average mitigated emissions of summer and winter outputs.

*Source: "SCAQMD Air Quality Significance Thresholds" prepared by SCAQMD.

Note: Mitigation measures under SCAQMD Rules 403.1 and 1113 are applied, which are standard requirements imposed by the City and SCAQMD.

As shown in the table above, SCAQMD daily thresholds for CO, NO_x, ROG, SO_x, PM₁₀ and PM_{2.5} will not be exceeded under either buildout scenario. Emissions for both scenarios appear similar because the similar default assumptions were made for construction equipment and duration of construction phases. As was the case in the EIR, temporary impacts are dependent on project specific parameters which are unknown at this time. However, as was the case in the EIR, future projects will prepare the appropriate CEQA compliant document, which will quantify all emissions associated with development, including temporary and ongoing air emissions.

Similar to findings in the EIR, impacts related to criteria pollutant emissions would be less than significant with adoption and implementation of the CGPU policies and programs and enforcement of current SCAQMD rules and regulations. Impacts during construction would be generally lower than that analyzed in the EIR, and remain below SCAQMD thresholds, and no mitigation measures are required.

Long-Term Emissions

Operational emissions are those released over the long-term life of the proposed Project. They include emissions generated by area, energy, and mobile sources. Area sources include consumable products, such as building maintenance and cleaning supplies, kitchen and restroom supplies, pavement off-gassing, and periodic reapplication of architectural coatings. Energy sources include the direct and indirect use of fossil fuels for energy, including natural gas and electricity use in buildings, parking lot lighting, ventilation equipment, and elevators. Mobile emissions are generated by motor vehicle trips.

CalEEMod Version 2020.4.0 was used to estimate daily operational emissions of site buildout using the multi-purpose recreational center land use assumption described above, and maximum potential buildout scenario of 65 DU/AC, or 507 units total, respectively. Trip generation rates were sourced from the Institute of Transportation Engineers (ITE) trip Generation (10th edition). The following table identifies the unmitigated pollutant emissions during operation of the two land uses at buildout. Data represent maximum daily emissions.

Table 4
Operational Criteria Pollutant Emissions Comparison
(lbs./day)

	CO	NO _x	ROG	SO _x	PM ₁₀	PM _{2.5}
Existing Conditions						
Max. Daily Emissions	37.27	6.70	9.06	0.09	8.71	2.46
SCAQMD Threshold*	550.00	100.00	75.00	150.00	150.00	55.00
Exceeds Threshold	No	No	No	No	No	No
Proposed Amendment						
Max. Daily Emissions	103.53	14.98	21.97	0.16	13.85	4.29
SCAQMD Threshold*	550.00	100.00	75.00	150.00	150.00	55.00
Exceeds Threshold	No	No	No	No	No	No

Source: CalEEMod Version 2020.4.0. See Appendix A for detailed tables. Value shown represents the average emissions of summer and winter outputs.

*Source: "SCAQMD Air Quality Significance Thresholds" prepared by SCAQMD.

As shown in the table above, SCAQMD daily thresholds for CO, NO_x, ROG, SO_x, PM₁₀ and PM_{2.5} will not be exceeded under either buildout scenario. During operation, the maximum buildout of the GPA (507 units) results in higher emissions than the existing industrial designation across all criteria pollutants. In either case, however, emissions would be below SCAQMD thresholds. Similar to findings in the EIR, impacts related to criteria pollutant emissions would be less than significant with adoption and implementation of the CGPU policies and programs and enforcement of current SCAQMD rules and regulations. No mitigation measures are required.

Impacts on Nearby Sensitive Receptors

The nearest sensitive receptors are residents in the single-family homes located to the west of the Project site. To determine if maximum buildout of the site under the proposed GPA/ZC has the potential to generate significant adverse localized air quality impacts, the mass rate Localized Significance Threshold (LST) Look-Up Table was used.

Based on the Project's size and proximity to existing housing, the 5-acre site tables at a distance of 200 meters were used to provide a conservative air quality analysis. Table 5 shows on-site emission concentrations during construction will not exceed LST thresholds. Because the proposed General Plan designation does not include major stationary polluters (such as a landfill, chemical plant, oil field, refineries etc.), LST analysis was not required or conducted for GPA buildout operation. Overall, the impacts to nearby sensitive receptors will be less than significant.

Table 5
Localized Significance Thresholds Emissions
(lbs./day)

Construction	CO	NO_x	PM₁₀	PM_{2.5}
Maximum Emissions	103.53	14.98	13.85	4.29
LST Threshold*	10,178	547	112	37
Exceeds Threshold	No	No	No	No

Source: CalEEMod model, version 2016.3.2.

*Source: LST Threshold Source: LST Mass Rate Look-up Table, revised October 21, 2009, SCAQMD.

¹ Operational emissions that affect sensitive receptors are limited to on-site area emissions. Energy and mobile emissions occur off-site.

Air Quality Plan Compliance

At the time the CGPU EIR was prepared, the relevant air quality management and land use plans were the SCAQMD 2012 AQMP, CV PM₁₀ SIP and 2012-2035 RTP/SCS. Since then, the 2016 AQMP and 2020-2045 RTP/SCS have been adopted and supersede the 2012 documents. The CV PM₁₀ SIP remains current.

According to SCAG growth forecasts in their 2020-2045 Regional Transportation Plan/Sustainable Communities Strategy (RTP/SCS), Coachella will have a resident population of 129,300 in 2045, which is a 600 population increase from the previous 2035 forecast. Development facilitated by the CGPU would bring the City's total population to 135,000, which is 5,700 more residents, or 4.4% more growth than the 2045 forecast. This exceedance is smaller than analyzed in the EIR (6,300 more residents, or 4.8% more growth than the 2035 forecast). As analyzed in the EIR, the GPU buildout population is calculated at the maximum capacity (highest density), and the SCAG forecast represents a more reasonable growth projection for the City and region. Therefore, the CGPU is roughly consistent with SCAG projections, and therefore generally consistent with the AQMP.

Under the proposed Project, residential density will be allowed at a density range of 30-65 DU/AC. Under current conditions, buildout of the site as industrial uses will not increase population onsite. Under the proposed land use designation, maximum buildout of the site would increase the population 2,155, which would bring the City's previous population total from 135,000 to 137,155, which is 7,855 more residents, or 6% more growth than the 2045 forecast. As discussed above, similar to the existing conditions, the proposed GPA would be roughly consistent with the AQMP because the increase in population is not significantly greater than that projected by SCAG, and it is unlikely that the Project site would develop at the maximum residential density due to housing construction costs. It is more likely the site will develop as a mixed-use project consistent with the intent of the "Urban Employment Center" designation. Similar to the CGPU EIR, build out of the GPA would not result in any significant impacts regarding the AQMP. The proposed GPA will be generally consistent with the AQMP.

Carbon Monoxide Hot Spots

As discussed in detail in Section 3.16, Transportation, at buildout, the proposed Project will result in increased AM/PM peak hour and daily trips as compared to the existing conditions. Therefore, the future development of the site could potentially increase intersection volume assumptions

analyzed in the EIR, thereby increasing the risk of CO hot spots. The nearest roadway segment and intersection that would experience LOS F is Harrison Street and Avenue 52 (segment north of Avenue 52) located approximately 1.1 miles northwest of the Project site. The proposed GPA is not expected to significantly deteriorate LOS previously projected for the roadways and intersections near the Project site as compared to the existing conditions analyzed in the EIR because the EIR set forth mitigation measures to address these LOS deficiencies as the CGPU buildout. Mitigation included the developed of a Development Impact Fee (DIF) program that provides for the implementation of all the roadway improvements identified in the CGPU. Future development of the Project site will be required to pay its fair share in impact fees (DIF), which will be determined at the time project-level review and will help offset impacts of increased daily trips. With implementation of the physical improvements outlined in the CGPU, intersections and roadway segments in the Project area are expected to operate at acceptable LOS. As such, the GPA/ZC would not result in any new significant impact nor significant increase in the severity of impacts disclosed in the EIR, including CO hot spot impacts, and would not require any new mitigation measures.

Nuisance Odors

The proposed GPA/ZC would facilitate future construction and development that may require operation of equipment that generates exhaust from gasoline and diesel fuel. Construction-related odor impacts would be short-term in nature, would quickly disperse into the atmosphere, and would not be significant. Furthermore, existing regulations such as SCAQMD Rule 403.1 (fugitive dust control) and Rule 402 (nuisance control) would continue to minimize odor impacts. The proposed GPA would not facilitate construction or development beyond where they could occur under the current General Plan land use designation nor allow any new land uses that may generate significant odor. Impacts related to nuisance odors would be less than significant with adoption and implementation of the CGPU policies and programs and enforcement of current SCAQMD rules and regulations. No mitigation measures are required.

Summary of Impacts

Implementation of the General Plan Amendment and Zone Change would not result in any new impacts or increase the severity of a previously identified significant impact as analyzed in the EIR. Overall impacts are expected to be similar to those previously identified in the EIR. Therefore, implementation of the proposed GPA/ZC would not result in any new adverse impacts or increase the severity of previously identified significant impacts in the CGPU EIR.

3.4. BIOLOGICAL RESOURCES

Summary of Findings in the EIR

The CGPU EIR analyzed sensitive plant, wildlife and habitat resources within the Planning Area, including the Project site. The EIR consulted resources such as the Final Recirculated Coachella Valley Multiple Species Conservation Plan (MSHCP) EIR (2007), the City of Coachella General Plan 2020 EIR (1997), the California Department of Fish and Game (CDFG) California Natural Diversity Database (CNDDDB) (2011), and publicly available documents for projects within or adjacent to the Planning Area.

Elevations in the CGPU Planning Area range from 1,000 feet in the Mecca Hills to approximately 160 feet below sea level north of Thermal. The City of Coachella is located in the eastern Coachella Valley in the Sonoran Desert subunit of the Colorado Desert. The valley floor experiences extreme heat and aridity, and hosts limited vegetation communities compared to the higher plant diversity and density in hillsides, alluvial fans, and mountainous areas. The City of Coachella is bisected by the Whitewater River and Coachella Canal, both of which traverse generally northwest to southeast.

Riparian or Other Sensitive Habitat

The CGPU Planning Area consists of the urban core area in the City, primarily agricultural land, and a few stands of undisturbed and disturbed Sonoran Creosote Bush Scrub and Colorado Saltbush Scrub. Sonoran Creosote Bush Scrub is the most common vegetation community in the Colorado Desert and dominant community in the Planning Area. The Colorado Saltbush Scrub occurs in low-lying basins and areas of periodic flooding within the Coachella Valley. In the CGPU Planning Area, this community dominates much of the vacant land along the old Whitewater River floodplain and areas near the Coachella Valley Stormwater Channel, and has some intermixing with Sonoran Creosote Bush Scrub. Remnants of the Desert Sand Fields habitat occur in the few undeveloped areas in the core Planning Area and on its eastern edge.

Within the Planning Area, there are limited areas of riparian habitat along the Whitewater River. However, these habitats are too limited and dispersed to support any sensitive species. There are no other sensitive habitats within the Planning Area. Therefore, the EIR determined that buildout of the CGPU would result in less than significant impacts on riparian habitat or other sensitive habitats.

The Planning Area contains wetlands and waterways in the Whitewater River and its tributary washes, and channels east of the Coachella Canal. Implementation of the CGPU will result in increased density and development near these areas. However, the Sustainability + Natural Environment Element in the CGPU provides many strategies to protect water quality in the Planning Area including stormwater management, low impact development and conservation targets. In addition, future development that may impact waterways and wetlands will be subject to the Clean Water Act Sections 404 and 401 implemented by federal and state agencies and will be required to provide mitigation, where necessary.

Sensitive Species

The EIR identified ten special status plants and 31 wildlife species with potential to occur in the vicinity of the Planning Area. Of these, two sensitive plant species have low potential to occur: Creamy blazing star (*Mentzelia tridentata*) and Mecca-aster (*Xylorhiza cognata*). Both species are not federally or state listed as endangered or threatened, but are included in the California Native Plant Society (CNPS) List 1B. Neither has been observed in the Planning Area. The EIR determined potential impacts to these two species would be less than significant.

Eighteen of the 31 wildlife species were identified as having varying potential to occur in the Planning Area vicinity, including one insect, three reptiles, ten birds, and four mammals. The

majority of these sensitive wildlife species are known or expected to occur in the undeveloped areas that will remain undeveloped under the CGPU. The Sustainability + Natural Environment Element also addresses protection of these species and habitats via ecological buffers, agriculture buffers, and preservation land. The EIR identified some potential for impacts to occur on sensitive species with CGPU implementation, and required a new policy to be added to the CGPU as mitigation. Policy 9.8 was added to the Sustainability + Natural Environment Element, requiring surveys for projects proposed in three subareas in the City to determine occurrence of sensitive species and mitigation where necessary during the City permitting process. The EIR concluded that impacts on sensitive species will be less than significant with mitigation.

Native Species Migration

The EIR identified two migratory species that reside seasonally within the Planning Area: Golden Eagle (*Aquila chrysaetos*) and Swainson's Hawk (*Buteo swainsoni*). Both species migrate through undeveloped areas, grasslands, and agriculture lands in the Planning Area. Because the CGPU will preserve a significant portion of open space for habitat protection and low impact creation and promote land use efficiency within the developed areas, impacts on native species migration are expected to be less than significant.

Local Policies or Ordinances Protecting Biological Resources

The City of Coachella and SOI are within the boundary of the Coachella Valley Multiple Species Habitat Conservation Plan (CVMSHCP). Approved in 2008, the CVMSHCP is a comprehensive framework for species and ecosystem conservation, and short- and long-term land use planning in the Coachella Valley. The Plan covers 27 special-status plant and wildlife species and 27 natural communities and establishes a network of Conservation Areas, generally outside of urbanized areas in the Valley, to maximize conservation values on protected lands. Each participating jurisdiction, including the City of Coachella, can authorize development outside of Conservation Areas without additional mitigation for covered species.

The Desert Tortoise and Linkage Conservation Area overlaps a small portion of the northeast City. This area is designated as Open Space under the CGPU. The Project site is located within the CVMSHCP boundary, but not within or near any Conservation Area. The City is required to assess development impact fees on new development to mitigate potential impacts to covered species. With the collection of these fees, impacts associated with local policies were determined to be less than significant.

Summary

The EIR determined that the CGPU would result in less than significant impacts to biological resources with implementation of CGPU policies, CVMSHCP provisions and requirements, and mitigation measures set forth in the EIR. The mitigation measures call for a new policy in the General Plan to require surveys in certain areas to determine occurrence of sensitive species and necessary mitigation, which is realized and reflected in Policy 9.8 of the Sustainability + Natural Environment Element.

Analysis of the Proposed Project

The implementation of the GPA and ZC would not significantly change impacts to biological resources, because the 7.8 acres would be expected to be fully disturbed and developed under either the current or the proposed land use designation. Therefore, implementation of either land use designation would result in similar, less than significant impacts on biological resources, consistent with those identified in the EIR.

The proposed Project site is located in a largely developed area of the city surrounded by a mix of industrial uses, commercial uses, residential uses, roadways, and vacant land. The site is currently vacant, has been previously graded, and contains sparse native vegetation which has regrown since site grading. The site is not located in or near a Conservation Area as defined by the CVMSHCP. Development of the Project site is subject to the payment of mitigation fees under the CVMSHCP, regardless of the land use designation, as identified in the General Plan EIR.

The Project site contains minor growth of shrubs which may provide limited nesting and foraging habitats for migratory birds protected under the Migratory Bird Treaty Act (MBTA). While not specifically listed in the EIR, the Project will be required to avoid any ground disturbance during nesting season or conduct pre-construction surveys for bird species prior to the issuance of grading permits to comply with the MBTA. This mitigation measure would be applied to any development on the site, whether under the current or the proposed land use designation. Compliance with the MBTA will also afford protection to any special-status bird species should they occur on the Project site. The MBTA surveys would determine whether nesting birds are present onsite immediately prior to site disturbance and, if present, prohibit Project-related work within avoidance buffers until the young have fledged.

The Project site does not contain wetlands or riparian areas, and is not suitable as a migratory corridor because of its primarily urban setting and distance from the mountains and wilderness. Given the previous site disturbance and current conditions, it does not have the potential to serve as a wildlife nursery site. This would be true under either the existing or proposed land use designation.

Overall, the proposed Project will not result in any new significant impacts or increase the severity of impacts identified in the CGPU EIR. Development consistent with the General Plan guidelines and in adherence to existing federal, state, and City regulations will ensure potential impacts remain less than significant.

3.5. CULTURAL/TRIBAL CULTURAL RESOURCES

Summary of Findings in the EIR

Historical Resources

According to a 2008 records search at the Eastern Information Center (EIC), there are 176 recorded cultural resources within the Planning Area, which include 68 historic-period sites or structures, 96 prehistoric sites, 10 that are both prehistoric and historic, and two of unknown

age. The only registered historical resource is the Coachella Valley Water District Building along Highway 111 and Grapefruit Boulevard, which is designated as a California Point of Historical Interest and a Riverside County Historical Landmark. Many other sites are considered eligible for formal designation. The City's historic core is considered highly sensitive for historic resources, generally between Harrison Street and State Route 111 (EIR Figure 4.4-2).

The City has an existing ordinance (Municipal Code Chapter 15.48) to prevent destruction or impact on Class 1 historical resources. Federal and state codes also prevent the removal or destruction of any historic resources within the Planning Area. The CGPU Sustainability + Natural Environment Element addresses preservation of historical resources. Future development under the CGPU is required to comply with the existing regulations and CGPU policies that protect historic resources. The EIR determined that impacts to historic resources would be less than significant.

Unique Archaeological Resources

Based on the 2008 EIC records search, there are over 159 archaeological resources throughout the Planning Area, none of which are designated by any state or national register but may be considered eligible. Given the long history of Coachella as Native American land, the Planning Area contains significant archaeological resources. The Mecca Hills, Thermal Canyon, and washes north of Thermal Canyon host archaeologically significant trails, mining sites, and other artifacts from previous settlements. There are also possible sites along the west side of the Whitewater River, and in the downtown area.

The exact location of archaeological resources on Tribal Lands can only be known through a Sacred Lands Search by the Native American Heritage Commission. For safety reasons, the exact locations are kept confidential and thus not used for the EIR analysis. State regulations and CGPU policies protect against impacts to unique archaeological resources, through requirements that any findings of archaeological sites or objects should be reported immediately, a pre-grading site survey, and proper preservation and mitigation of archaeological resources. The CGPU requires new development to implement strategies to protect or reduce impacts on archaeological resources. Based on the existing regulations and CGPU policies, the EIR determined that impacts on unique archaeological resources would be less than significant.

Paleontological Resources

The Planning Area is comprised of the following rock types with their associated paleontological sensitivity:

Ocotillo Conglomerate – Low Sensitivity: present north of the Mecca Hills. No fossil site is recorded within the Planning Area.

Palm Springs Formation – High Sensitivity: Sandstones and siltstones present primarily in the Mecca Hills.

Lake Cahuilla Sediments – High and Undetermined Sensitivity: Silts and sands of Pleistocene and

early Holocene Lake Cahuilla contain fossil birds, pond turtles, large and small fish, and bivalves and snails. These sediments underlie a majority of the Planning Area, on the floor of the Coachella Valley. High potential is assigned to the area expressed at or below the high stand of the Lake Cahuilla shoreline. Underdetermined potential is assigned to areas which are underlain by Lake Cahuilla sediments, but then overlain by recent sediments from the Whitewater Delta or that have been disturbed by agriculture.

Recent (Holocene) Alluvium – Low Sensitivity: The recent alluvium and dune sand does not contain fossils in a meaningful context. Recent alluvium can be found as alluvial fans deposited at the base of the hills on the eastern side of the Planning Area.

In general, the western and southern portion of the Planning Area have a low sensitivity, or probability, for having paleontological resources. The eastern portion of the Planning Area has high sensitivity for occurrence of paleontological resources, but much of this area is designated as Open Space under the CGPU, which limits or prevents development.

State law prevents the removal or destruction of any resource without presenting the findings and restricting and preserving the resources, or determination of resources not being worthy of reporting (Public Resources Code Section 5097.5). The CGPU Sustainability + Natural Environment Element also requires reporting of any paleontological artifacts found within the City or SOI and subsequent procedures. Future development would be required to comply with the existing regulations and CGPU policies in order to obtain development permits. Based on the regulatory framework protecting paleontological resources and the eastern portion of the Planning Area being designated as Open Space under the CGPU, the EIR determined that potential impacts are considered less than significant.

Human Remains

Within the Planning Area, there is potential for human remains to occur on Tribal Lands. The exact location of human remains on Tribal Lands would require a Sacred Lands Search through the Native American Heritage Commission (NAHC). However, information from the NAHC would indicate potential only for confidentiality, and is thus not used in the EIR analysis. The CGPU's Policy 12.5 supports the requirement of law regarding discovery of human remains: "Require that any human remains discovered during implementation of public and private projects within the City be treated with respect and dignity and fully comply with the California Native American Graves Protection and Repatriation Act and other appropriate laws." As a mitigation measure, Policy 12.8, Disturbance of human remains, was added to the CGPU Sustainability + Natural Environment Element, which requires surveys to establish occurrence of human remains in areas with a high chance of presence of human remains. The EIR determined that potential impacts to human remains are considered less than significant with mitigation.

Analysis of the Proposed Project

The proposed Project site is currently vacant and contains sparse native vegetation. According to the EIR, the site is classified as "sensitivity not listed" for historic resources (Figure 4.4-2). The site is not located within or near Tribal Lands, and is not near any identified archaeological resources

(Figure 4.4-1). The site is also identified as “undetermined sensitivity” for paleontological resources (Figure 4.4-3). Development under either the current or proposed land use designation would result in disturbance of the entire site, and equivalent earth moving activities. Given the previous site disturbance (grading), it is unlikely that historic, archaeological, and/or paleontological resources, and/or human remains would be uncovered onsite during development.

The City has initiated the tribal consultation process pursuant to SB 18. On June 15, 2022, the City submitted a written request to the NAHC for a tribal consultation list for the proposed General Plan Amendment and Zone Change. Any responses and requests received during the process will be incorporated as conditions of approval, if required.

Overall, the proposed Project will not result in any new significant impacts or increase the severity of impacts already identified in the EIR. Development conducted pursuant to the General Plan, and in adherence to existing federal, state, and City regulations will ensure potential impacts are reduced to less than significant levels.

3.6. GEOLOGY/SOILS

Summary of Findings in the EIR

The City of Coachella is located in the eastern Coachella Valley, which forms the northerly part of the Salton Trough, a structural and topographic depression related to complex interactions with the San Andreas Fault system. The Coachella Valley is underlain by a thick sequence of sedimentary deposits from erosion of mountains including the Indio and Mecca hills along with deposition from the Gulf of California and Colorado River. Soils of different ages and compositions have developed on these sedimentary units, and on the younger alluvial units filling the valley floor. Mountains surrounding the valley include the Little San Bernardino Mountains to the northeast, the foothills of the San Bernardino Mountains to the northwest, and the San Jacinto and Santa Rosa Mountains to the southwest of the Planning Area.

Fault Rupture (Primary Seismic Hazard)

Three Alquist-Priolo Earthquake fault zones traverse the Planning Area in a northwest to southeast direction in the eastern City and SOI. The Alquist-Priolo Earthquake Fault Zoning Act requires a geologic investigation to demonstrate that no structure for human occupancy is placed over active fault traces and must be set back from the fault (generally 50 feet). The EIR found that implementation of the Alquist-Priolo Act, California Building Code, and CGPU policies will ensure that future development not be sited within the vicinity of a fault trace and be constructed with appropriate seismic upgrades if likely subject to fault rupture threat. The EIR determined that impacts would be less than significant.

Seismic Groundshaking

The San Andreas, San Jacinto, and Whittier-Elsinore fault zones are seismically active and are capable of generating strong groundshaking up to magnitude 7.9 within the Coachella area. Probabilistic seismic hazard maps indicate that peak ground acceleration in the Planning Area

could reach or exceed 0.67g (gravity, 9.8 meters per second squared) which can cause considerable damage in structures not designed to withstand such groundshaking.

In addition to construction regulations and guidelines, including the California Building Code (CBC), the CGPU provides policies on more stringent requirements than the CBC for new development to adhere to and mitigation to protect people in buildings identified as most susceptible to earthquake damage. During the development application review, the City will evaluate proposed projects against CGPU policies for consistency based on project vulnerability to seismic groundshaking and grant approval only upon adequate consistency. The EIR concluded that impacts regarding groundshaking would be less than significant.

Ground Failure and Liquefaction

According to the EIR (Figure 4.5-5), the western portion of the Planning Area is generally identified with high potential for liquefaction, and most of the eastern portion has a moderate potential for liquefaction, with small areas of low potential. The City, state and federal agencies impose restrictions and requirements for development design and location that reduce impacts from seismic-related ground failure. Through the development review process of proposed structures in the Planning Area, a site-specific analysis is required to determine if structures are allowable and to assess building design against existing regulations and applicable codes. The CGPU also provides policies that require special studies for new construction and significant redevelopment during the development permit review process, as well as implementation of the engineering recommendations for mitigation. The EIR determined that compliance with existing regulations and CGPU policies will reduce impacts to less than significant.

Landslides & Other Hazards

Slope instability would pose a potential hazard as development encroaches into the hills in the northeastern portion of the Planning Area. Overall, the probability for landslide, rock fall and debris flow is considered low in the Planning Area. Development in the Planning Area is subject to regulations that require special studies to assess development risks from geological hazards including landslides prior to obtaining development permits. The CGPU Land Use + Community Character and Safety Elements contain multiple policies that address landslide related hazards, including limits on development in areas with steep slopes, slope failure mitigation, and field inspections. Existing regulations and CGPU policies would limit the siting of buildings in hazardous areas and enact additional safety precautions for construction and design. The EIR concluded that impacts would be less than significant.

Subsidence

Subsidence and associated ground fissuring have been attributed to groundwater withdrawal in the Coachella Valley. While subsidence has been documented in other parts of the valley (Palm Desert, Indian Wells and La Quinta), the potential for regional subsidence in the Planning Area is unclear. The CGPU includes policies to limit development in high risk areas and require site-specific studies to determine individual risk and develop appropriate design strategies. The CGPU also calls for groundwater resources protection to prevent over-drafting and regional subsidence due to excessive extraction. The EIR determined that implementation of the CGPU policies will

ensure responsible development with minimal impact from unstable soil within the Planning Area. Potential impacts will be less than significant.

Expansive Soils

A small portion of the southeastern Planning Area is subject to potential expansive soil hazards in the vicinity of Thermal Airport and along the Southern Pacific Railroad tracks. Development in the Planning Area will be subject to the California Building Code to ensure structures are sound and engineered to reduce impacts from expansive soils. The CGPU also includes policies that require site-specific geotechnical investigations to determine if the development site is subject to expansive soils and other geological hazards and recommend measures to reduce potential impacts, such as structural mitigation or ground improvements. The EIR determined that existing regulatory requirements and CGPU policies would ensure that impacts are less than significant.

Erosion

The CGPU Planning Area is subject to slight to moderate soil erosion hazard based on soil types present. Areas underlain by unconsolidated sediments throughout the Planning Area are subject to water and wind erosion, which can be accelerated by activities such as vegetation removal, drainage modification and slope construction. Geologic orientation of the hills and mountain ranges throughout the community provides little resistance to strong winds through the Coachella Valley, resulting in increased rates of erosion. The City requires temporary and permanent erosion control plans for new development (see Section 3.9 for measures to control erosion by water and Section 3.3 for dust control measures). CGPU policies that provide careful land management in hillside areas also help prevent downstream erosion. Based on the framework of stormwater control regulations, air quality regulations, and CGPU policies which all limit the erosion potential of development under the CGPU, the EIR concluded that impacts would be less than significant.

Analysis of the Proposed Project

Fault Rupture

The site is not located within or near an Alquist-Priolo fault zone, but subject to strong ground shaking in the event of earthquakes generated by regional faults. The nearest active fault to the Project site is located approximately 3 miles east. Active faults with the potential for surface rupture are not known to be located beneath the site. Therefore, there is no potential to expose people to impacts from fault rupture resulting from seismic activity during the design life of future structures.

Seismic Groundshaking

As discussed above, the site is located in a seismically active region. Therefore, is potential for significant ground shaking to occur within the Project area during string seismic events. The City requires development projects adhere to the existing regulations and CGPU policies to reduce and mitigate potential impacts, including the preparation of site-specific geotechnical analysis prior to obtaining development permits. Future development projects will also be subject to standards in the California Building Code's seismic standards, which are designed specifically for seismic hazard areas, which requires structural design that can accommodate maximum ground

accelerations expected from known faults. Implementation of applicable mitigation measures in the CGPU EIR would future ensure that potentially significant seismic-related groundshaking impacts would be reduced to less than significant levels.

Ground Failure

As indicated in the EIR, the project site is located in an area that has been identified as having a high liquefaction susceptibility (Figure 4.5-5), which can result in secondary effects, such as lateral spreading and other earthquake induced settlement. However, with implementation of application mitigation measures provided in the EIR. impacts to future development of the site would be reduced to less than significant levels.

Landslides

The Project site is flat and surrounded by flat topography, and not subject to landslide risk. The Project site is located in a largely developed urban area more than 3 miles from the nearest mountain hillside. Given the distance of natural slope areas from the project site and relatively flat topography on-site, no impacts related to landslides would occur on the project site.

Soil Erosion and Loss of Topsoil

As indicated in the EIR, the project site is located in an area that has been identified as having a high erosion potential (Figure 4.5-8). Future development of the site would have the potential to result in the erosion of soils; however, this potential would be reduced by implementation of standard erosion control measures imposed during the site preparation and grading activities, consistent with that described in the EIR. As discussed in Section 3.9. Hydrology/Water Quality, the Project will be required to implement Best Management Practices and erosion control under the MS4 permit enforced by the City. During construction, future buildout of the site will be required to implement dust control per SCAQMD rules, as detailed in Section 3.3. Air Quality. Therefore, impacts would be reduced to less than significant levels.

Summary of Findings

The Project would not generate new significant impacts or a substantial increase in previously identified impacts associated with geology and soils. All future development proposed for the site will be subject to Uniform Building Code requirements in seismic zones. There is no new information of substantial importance which was not known and could not have been known when the EIR was certified. Implementation of CGPU policies and applicable standard requirements would ensure that impacts remain less than significant. Therefore, implementation of the GPA and ZC would not result in any new adverse impacts or increase the severity of previously identified significant impacts in the Certified EIR.

3.7. GREENHOUSE GAS EMISSIONS

Summary of Findings in the EIR

The CGPU EIR greenhouse gas emissions analysis was based on the Coachella Climate Action Plan (May 2014), thresholds proposed by the South Coast Air Quality Management District (SCAQMD),

and other publicly available resources. The analysis provided an overview of GHG emissions, California GHG inventory, Coachella GHG inventory, and potential emission reductions.

The California Air Resource Board (CARB) updates the statewide GHG emission inventory annually. The 2009 inventory was current at the time the EIR was prepared, which was 453 million metric tons of CO₂e (MMT CO₂e). In 2008, CARB also approved a 1990 statewide GHG level and 2020 limit of 427 MMT CO₂e. Signed into law in 2006, AB 32 called for emission reduction to 1990 levels by 2020. Based on statewide GHG inventory and the emission reduction goals of AB 32, SCAQMD proposed a 2020 service population metric of 6.6 MT CO₂e per capita per year and a similar metric for 2035 of 4.1 MT CO₂e per capita per year.

The City of Coachella prepared a citywide GHG inventory and determined that 2005 emissions totaled 312,628 metric tons CO₂e (MT CO₂e), which grew to 382,787 MT CO₂e (8.2 MT CO₂e per service population) in 2010. Factoring in population and employment growth, increased per capita energy use, and a rebounding economy, the citywide emissions are expected to increase to 923,091 MT CO₂e in 2020, or 9.8 MT CO₂e per service population. The Coachella Climate Action Plan (CAP) set a 49% reduction target from the 2010 per service population emission level by 2035, or 4.2 MT CO₂e per capita per year.

The CGPU EIR did not quantify total emissions associated with the CGPU Buildout, but instead provided a per capita analysis with potential GHG emission reductions to compare to thresholds appropriate for a General-Plan-level project. The table below illustrates the per capita GHG emissions anticipated to occur as a result of CGPU buildout. The EIR used the proposed SCAQMD general plan threshold of 6.6 MT CO₂e per capita per year for 2020, and the 4.2 MT CO₂e per capita per year by 2035 set by the City to determine impact significance (thresholds shown in bold).

Table 6
Greenhouse Gas Emissions – General Plan Update Operations
(MT/yr.)

	2010 Conditions	2020 Reduction Potential	2035 Reduction Potential
Total Emissions	382,787	-	-
1) Reductions from CGPU policies	-	126,306	231,707
2) Combined federal, state, and CGPU policies	-	338,046	639,630
3) Combined all policies in 2) + CAP measures	-	-	838,494
Emissions Per Service Pop. with 2)	-	6.2	5.4
Emissions Per Service Pop. with 3)	-	-	4.2
SCAQMD Threshold	-	6.6	4.1
Coachella CAP Threshold	-	-	4.2

Data sourced from Tables 4.12-1, 4.12-3, and 4.12-4 and Section 4.12 of the CGPU EIR.

According to the EIR, implementation of federal, state, and CGPU policies would reduce City GHG emissions by 338,046 MT CO₂e per year, resulting in a per service population emissions level of 6.2 MT CO₂e in 2020, which is below the SCAQMD recommended threshold of 6.6 MT CO₂e per capita per year. Continuation of these policies would reduce emissions by 639,630 MT CO₂e, resulting in a per service population emissions level of 5.4 MT CO₂e in 2035, which exceeds the City's target of 4.2 MT CO₂e per capita per year.

The City's CAP included an analysis of more aggressive implementation programs and additional measures not included in the General Plan, such as increased recycling, recycled and grey water use, and installation of solar systems on existing commercial buildings. The EIR determined that implementation of the CAP measures is estimated to reduce GHG emissions by 838,494 MT CO₂e, resulting in a per service population emissions level of 4.2 MT CO₂e in 2035 that meets the City's target. The implementation of CAP measures is incorporated as mitigation measures in the EIR. The EIR concluded that impacts on GHG emissions from the CGPU buildout would be significant but mitigable.

Conflict with Greenhouse Gas Reduction Plans

As discussed in Section 3.16 Transportation, the Coachella General Plan Update contains policies that are consistent with the SCAG Regional Transportation Plan/Sustainable Communities Strategy. The 2012-2035 RTP/SCS set forth per capita GHG reduction goals of 8% by 2020 and 13% by 2035. As discussed above, the implementation of CGPU and statewide policies would result in a reduction in annual per service population emissions from 8.2 MT CO₂e in 2010 to 6.2 MT CO₂e in 2020 and 5.4 MT CO₂e in 2035, which represent approximately 25% and 34% reduction by 2020 and 2035, respectively. While per service population and per capita measures of GHG emissions are not identical, the projected reductions are generally consistent with the reduction goals set forth in the RTP/SCS. Because the CGPU contains policies, programs, and measures to reduce emissions from all sectors that are consistent with CARB's Scoping Plan to achieve AB 32 goals, the EIR concluded impacts regarding conflict with GHG reduction plans are less than significant under the CGPU.

Analysis of the Proposed Project

At the time of the EIR analysis, the SCAQMD's GHG emissions plan-level threshold was 6.6 metric tons of CO₂e per service population (residents plus employees) per year by the year 2020 and 4.1 metric tons of CO₂e per service population per year by the year 2035, consistent with California legislation (AB 32).

A development project is not proposed at this time, however the proposed GPA and ZC would facilitate future development projects consistent with the "Urban Employment Center" designation. The program EIR did not quantify GHG emissions specific to buildout of the subject site. Instead, the EIR assessed the per capita emissions from CGPU buildout of the Planning Area as a whole compared to the City's per capita reduction target for 2035. While the EIR determined that CGPU buildout would result in significant impacts that are mitigable by implementation of City's Climate Action Plan measures, individual developments are still required to undergo

project-level environmental review, and mitigation measures will be identified to reduce any significant impacts.

Project-level emissions were quantified using CalEEMod Version 2020.4.0 for maximum buildout potential under the proposed land use designation. The following GHG estimates compare 2025 buildout conditions under the existing conditions and proposed GPA.

Table 7
2040 Operational GHG Emission Comparison
(Metric Tons CO₂e/Year)

Source	Existing Conditions	Proposed Amendment
Area Emissions	0.01	17.07
Energy Emissions	519.88	566.27
Mobile Emissions	1,086.23	1,981.34
Waste Emissions	124.72	117.28
Water Emissions	115.40	102.57
Total w/out Construction GHG	1,846.24	2,784.53
Total w/out Construction w/ ZNE GHG¹	-	2,218.26
Total w/ Construction Amortized²	1,862.24	2,245.26
Project Population	-	2,155
Per Capita Emissions	-	1.04

Source: CalEEMod Version 2016.3.2. See Appendix A for detailed output tables. Values shown represent the total unmitigated GHG emission projections for 2025 under existing conditions vs proposed conditions. Numbers have been rounded up to the nearest whole number except area emissions for existing conditions and per capita emissions for accuracy.

1. Zero Net Energy (ZNE) is required for residential construction after 2020 per California Building Code Title 24.

2. GHG emissions from construction are amortized over a 30-year period and added to the annual operation emissions. Total construction GHGs for existing conditions is 473 MTCO₂e over a 1.5-year buildout period (16 MTCO₂e amortized), and 807 MTCO₂e over a 1.5-year buildout period for the proposed Project (27 MTCO₂e amortized).

As shown in the table above, the proposed GPA/ZC will result in an increase in annual GHG emissions of 383.02 MTCO₂e when compared to existing conditions analyzed in the EIR. However, the per capita emissions at maximum buildout of the proposed GPA/ZC is projected at 1.04 MT CO₂e, which would give a lower per service population emission level as employees are added to the Project population, and lower than the City target of 4.2 MT CO₂e per service population per year. Therefore, the proposed GPA would not result in new or increased severity of impacts compared to those analyzed in the EIR. Note that these projections did not take into account potential reductions due to implementation of CAP measures, which are predominantly City or community-level efforts, including a Residential/Commercial Energy Conservation Ordinance, Transportation Demand Management, and Intelligent Transportation Systems. These CAP measures, once implemented by the City, can further reduce projected total and per capita emissions.

On December 5, 2008, SCAQMD formally adopted a greenhouse gas significance threshold of 10,000 MT CO₂e/year that applies to stationary sources (industrial uses) only where SCAQMD is

the lead agency (SCAQMD Resolution No. 08-35). This threshold was adopted based upon an October 2008 staff report and draft interim guidance document² that also recommended a threshold for all projects using a tiered approach.

It was recommended by SCAQMD staff that a project's greenhouse gas emissions would be considered significant if it could not comply with at least one of the following "tiered" tests:

- **Tier 1:** Is there an applicable exemption?
- **Tier 2:** Is the project compliant with a greenhouse gas reduction plan that is, at a minimum, consistent with the goals of AB 32?
- **Tier 3:** Is the project below an absolute threshold (10,000 MT CO₂e/yr. for industrial projects and 3,000 MT CO₂e/yr. for non-industrial projects)? A project's construction emissions are averaged over 30 years and are added to the project's operational emissions.
- **Tier 4:** Is the project below a (yet to be set) performance threshold?
- **Tier 5:** Would the project achieve a screening level with off-site mitigation?

Both existing and proposed GPA/ZC buildout scenarios would comply with Tier 3. The Tier 3 test is an absolute threshold of 3,000 MTCO₂e for a non-industrial project, and 10,000 MTCO₂e for a non-industrial project. Both scenarios are below the established GHG threshold for the land use. The Project per service population emission level, without mitigation, would be lower than the Citywide level and no new or increased impacts are expected as a result of the Project compared to those identified in the EIR.

3.8. HAZARDS & HAZARDOUS MATERIALS

Summary of Findings in the EIR

Coachella Fire Services, as part of the Riverside County Fire Department supports the Riverside County Health Department in maintaining a permit program that cover anyone operating a hazardous occupancy or using, storing, or transporting hazardous materials.

Transportation of Hazardous Materials

Transportation of hazardous materials may occur on State Routes 86 and 111, and Interstate 10, which all run through the Planning Area. The CGPU will facilitate industrial and commercial development that may involve temporary or continuous transportation of hazardous materials. In addition to the federal and state regulations on transportation of hazardous materials, the CGPU Safety Element calls for enforcement actions, identification of hazardous materials transport routes, effective response, and proper siting of hazardous materials facilities and sensitive uses.

² Draft Guidance Document – Interim CEQA Greenhouse Gas (GHG) Significance Threshold, prepared by SCAQMD, October 2008.

Hazardous Materials and Emissions

Development under the CGPU would have the potential to cause release of hazardous materials mostly likely on industrial land in the City. The use, storage, disposal, and cleanup of hazardous waste is regulated by an extensive framework of state and federal laws, such as those implemented by the US and California EPA, Occupational Safety and Health Administration, and regional agencies including the Colorado River Regional Water Quality Control Board.

Both the Coachella Valley and Desert Sands Unified School Districts oversee existing and future schools in the CGPU Planning Area. The CGPU Safety Element set forth development constraints for land uses that could release hazardous emissions near schools, including buffer zones between schools and agricultural land, avoiding siting of hazardous materials facilities near schools or utilizing building techniques to mitigate indoor air quality. The CGPU policies would ensure that any project emitting or handling hazardous materials would occur beyond the one-quarter mile buffer around schools.

Hazardous Materials Sites

The State Water Resource Control Board (SWRCB) maintains the GeoTracker database which includes sites with reported releases of fuels (Leaking Underground Fuel Tanks or LUFT) or non-fuels. As of September 2008, the GeoTracker database includes 34 sites within the City, primarily located along Grapefruit Boulevard and Harrison Street. Many of these sites have been closed, indicating that the reported release has been remediated to levels that require no further action based on existing land use. At the time of the EIR, ten sites remained open for monitoring, assessment, or remediation.

Government Code Section 65962.5 requires the California Department of Toxic Substances Control (DTSC) to compile and regularly update a list of hazardous waste sites, known as the Cortese List. At the time the EIR was prepared, the Planning Area had one registered site containing hazardous materials as of 2008, the Foster-Gardner Inc. pesticide and fertilizer parcel located on 1577 First Street. Given the existing and historical uses on the site, future development of any hospital, school, day-care centers, agriculture, and groundwater use is prohibited on the site via a deed restriction filed with Riverside County.

Airports/Airstrips

There are no private airstrips within the Planning Area and its vicinity. The Jacqueline Cochran Regional Airport is located two miles south of the City of Coachella. The southern portion of the Planning Area is located within airport compatibility zones (Class B through E). The CGPU will facilitate primarily industrial land use and suburban retail uses in the area within compatibility zone Class B through D. The CGPU Land Use + Community Character Element contains policies that require new development to conform to the airport land use and safety plans, facilitates regional coordination and Riverside County Airport Land Use Commission review of planning documents and regulations.

Emergency Response Plan

The City Fire and Emergency Medical Services Master Plan (2007) and City of Coachella Emergency Operations Plan (2007) were referenced in the CGPU EIR. The CGPU Safety Element

policies prevent interference with existing and future emergency response plans, including the Local Hazard Mitigation Plan mandated by FEMA, plans for sensitive and critical facilities, public preparedness and educational programs, regional hospital, mutual aid and other cooperation agreements.

Wildland Fires

The CGPU generally continues the development pattern of urban land uses concentrated in the western Planning Area, and agricultural and open space in the east. Under the CGPU, residential and other urban development could grow near natural landscapes and increase wildfire risks at the wildland-urban interface (WUI). The CGPU Sustainability + Natural Environment Element requires buffers between agriculture and urban uses, when new development of either type is proposed. The Safety Element seeks to reduce fire threat to structures and open space through a multitude of measures such as vegetation control, fire-resistant building materials, sprinkler retrofits, fire inspections, and climate/weather tracking.

Summary of Impacts

The CGPU would facilitate new development of various land use types, which would result in increased transport, use, storage, and disposal of hazardous materials in the Planning Area. In addition to the federal, state and regional regulations on hazardous materials use, handling, and transportation, the CGPU includes policies to reduce potential impacts from hazardous materials through proper siting of hazardous materials facilities and sensitive receptors, setting up buffer zones, and establishing an effective response system through local planning and regional collaboration. The EIR determined that implementation of existing federal, state, and local laws and regulations, as well as CGPU policies concerning the handling, transport, and disposal of hazardous materials, would reduce potential impacts to less than significant levels regarding hazardous materials sites, emissions, and transportation, potential impacts on schools and airports, wildfire risks, and emergency plans.

Analysis of the Proposed Project

The proposed Project site is located in a largely urbanized area of the city and surrounded by a mix of industrial uses, commercial uses, residential uses, local streets, and vacant land. Hazardous materials monitoring and emergency response within the Project area will be covered by the Riverside County Department of Environmental Health Hazardous Materials Branch, Riverside County Fire Department and Environmental Health HazMat Program staff and CalFire.

Currently there are no hazardous waste sites in the city listed on the Cortese List or LUFT sites listed in proximity to the Project site per the SWRCB GeoTracker. According to the GeoTracker, there is one Cleanup Program Site located within 250 meters north of the Project site at 85989 Avenue 52 that has been in remediation since 1990. The cleanup site is under the jurisdiction of the Riverside County Department of Environmental Health who will continue to monitor remediation activities at the site.

The proposed GPA/ZC would facilitate development of up to 507 residential units on the project site. The residents of the proposed Project would use chemicals and potentially hazardous

materials for daily activities, including indoor and outdoor cleaning, pool disinfection, and landscaping, but well below the amount threshold to constitute potential threat or hazards. The use, storage, and transportation of such materials would be subject to existing regulations. The industrial uses allowed under the current designation would likely store larger quantities of processing material, cleaning, and similar products, but would also be subject to the same regulations. Therefore, the proposed Project would not create any new impacts associated with hazardous and toxic materials, nor increase the severity of any such impacts identified in the EIR.

Future development of the site will necessitate the storage and use of hazardous materials, such as paints, solvents, and fuels, which are potential sources of pollutants, as would construction of an industrial facility on the site. However, future projects and their contractors will be subject to existing laws and regulations which require hazardous materials and wastes are used, stored, transported, and disposed of appropriately.

The nearest school is Valle Del Sol Elementary School, located approximately 0.3 miles northeast of the Project site. Given the implementation of the regulatory framework as described in the CGPU, the Project will have equivalent, and less than significant impacts associated with release/emission of hazardous materials on nearby schools as would an industrial use.

Overall, neither the existing or the proposed conditions would result in a hazardous materials facility, and buildout under either designation would be subject to the same regulations as those discussed in the EIR. Therefore, implementation of the proposed Project would not result in any new adverse impacts or increase the severity of previously identified significant impacts in the EIR.

3.9. HYDROLOGY/WATER QUALITY

Summary of Findings in the EIR

The dominant drainage in the Coachella Valley is the Whitewater River. The Whitewater River watershed is under the jurisdiction of the Colorado River Basin Regional Water Quality Control Board (RWQCB). The Whitewater River has perennial flow in the mountains, but becomes dry further downstream due to diversions and percolation into the groundwater basin. The Whitewater River is channelized downstream from La Quinta, known as the Coachella Valley Stormwater Channel (CVSC) and serves as drainage for irrigation return flows, treated community wastewater, and storm runoff.

Water Quality Standards

The CGPU will expand the Planning Area from a small town to a mid-sized city with development and supporting infrastructure that may impact existing waterways. Development under the CGPU will be monitored and allowed only upon demonstrated compliance with current federal, state, and local regulations and standards, including the Clean Water Act, Porter-Cologne Water Quality Control Act, Regional Water Quality Control Plans, Safe Drinking Water Act (1976) and recycled water regulations. Permits for development activity are issued upon compliance with these regulations, and violation would result in activity being stopped. The CGPU contains policies to

ensure compliance with these regulations by limiting the pollutants that can be discharged to water bodies and regularly monitoring standards for water quality. The EIR concluded that impacts on violations of state or federal regulations or standards from development under the CGPU are considered less than significant.

Groundwater Supplies (Also see Section 3.18.)

The CGPU Planning Area is underlain by the Whitewater River Basin. The Lower Whitewater River Basin water is extracted by the Coachella Valley Water District and other water agencies including the Coachella Water Agency (CWA). CWA is the water supplier for the entire City and SOI under the CGPU. Water demand in the City is met through groundwater extracted from wells.

The CGPU Planning Area had a water demand of 8,709.5 acre feet (AF) in 2010, which is projected to increase to 27,276 AF in 2035. The Coachella Valley Water Management Plan Update (2010) outlined several strategies to increase and diversify water supply to meet future needs, including increasing water supply from the Colorado River Watershed Basin and the State Water Project, water conservation, water recycling programs, and groundwater recharge. According to the water supply analysis conducted for the CGPU, the 2035 water demand would be met by groundwater in the Lower Whitewater River Basin with a current capacity of 28.8 million acre feet and a current level of 25 million acre feet. The CGPU contains policies to address impacts with high water demand, including grey water use, groundwater recharge, and designing water conscious buildings and landscapes. These policies, together with the City's and CVWD's Urban Water Management Plans, will facilitate multi-organization coordination to reduce impacts from the increased demand and water extraction needed to supply new development. The EIR determined that under the CGPU, water supply is adequate to meet future demands, and impacts on groundwater supplies would be less than significant because of the efforts and programs in place to conserve water and recharge groundwater basins.

Flooding

Waterways within the CGPU Planning Area include the Coachella Canal and the partially channelized Whitewater River. While there is no planned waterway relocation or path alteration, development under the CGPU has the potential to change drainage patterns and result in water runoff or flooding impacts on the Whitewater River. The CGPU Sustainability + Natural Environment and Infrastructure + Public Services Elements include policies to preserve natural land features and require drainage studies for new development to prevent on- or off-site flooding. The EIR concluded that the regulatory framework and CGPU policies will ensure that potential impacts of drainage and runoff remain less than significant.

Erosion, Polluted Runoff, and Water Quality

Development under the CGPU will have the potential to result in erosion from local changes in run off or construction activities that disturb soils. The Clean Water Act and its Streambed Alteration Agreements prohibit development that would alter waterways from erosion or runoff. Projects seeking permits for development or activity within the Planning Area will be required to comply with these provisions. The CGPU Sustainability + Natural Environment Element contains policies that require erosion control during construction and other soil disturbing activities. The

EIR determined that implementation of the existing regulatory framework will ensure impacts on erosion or sedimentation remain less than significant.

Development under the CGPU has the potential to cause harm from polluted runoff. Under the Clean Water Act, the Colorado River Basin Regional Water Quality Control Board (RWQCB) is responsible for regulating water quality in the Planning Area and implementing the National Pollution Discharge Elimination System (NPDES) program. The City of Coachella operates under a municipal separate storm sewer system (MS4) permit, which requires implementation of best management practices (BMPs) to reduce pollutants in urban storm water discharge and monitoring of ambient water quality to determine effectiveness of BMPs. All future development under the CGPU will be subject to the MS4 permit requirements including implementation of BMPs, as well as policies in the Land Use, Infrastructure + Public Facilities, and Sustainability + Natural Environment Elements that address development impacts of runoff. The EIR concluded that CGPU policies supporting the current regulatory framework will ensure new development is built with adequate infrastructure to reduce runoff impacts on the existing environment by limiting volumes of stormwater discharge and treating stormwater runoff prior to discharge. Impacts were determined to be less than significant.

Water quality within the Planning Area is controlled by the Coachella Valley Water district in conjunction with State Water Resources Control Board (SWRCD) and the Colorado River Basin RWQCB. The Clean Water Act, including Section 401, also requires that any activity which may result in a discharge to waters of the U.S. must obtain State Water Quality Certification demonstrating that the proposed activity will comply with state water quality standards. The EIR concluded that under existing regulations and CGPU policies that address water quality in both the Sustainability + Natural Environment and Safety Elements, new development will be required to integrate design features to limit water pollution, and impacts on water quality will be less than significant.

Housing and Structures in 100-Year Flood Areas

Areas designated as a 100-year flood hazard zone within the Planning Area occur within the banks of the Whitewater River. Channelization along the Whitewater River allows the river to handle 82,000 cubic feet squared (cfs) which is considered the largest flood that can occur within the area and twice the 42,000 cfs water volume of 100-year floods within the Planning Area. A large portion of the Planning Area west of the Coachella Canal is located within FEMA Zone X, a 500-year flood zone or 100-year flood zone with average depths of less than 1 foot or with drainage areas less than 1 square mile, and areas that are protected by levees from 100-year flood. This flood zone area covers primarily existing urban and agriculture development and proposed new development areas under the CGPU. Most flooding in this area is from the occurrence of summer monsoons.

Existing regulations and ordinances regarding development in a 100-year flood plain would ensure development under the CGPU would not place structures or people at risk of severe damage from a 100-year flood. The Floodplain Management Section of the Coachella Valley Water District implements Riverside Country Ordinance 458 for projects located within floodplains, which require approval of a Floodplain Permit. These projects are required to adhere

to the ordinance requirements. This permitting process helps prevent harm or damage to structures and people from flooding.

Additionally, under the CGPU, new development is proposed within Zone X, which is considered a low and moderate risk area with low occurrence. The severity of flooding was determined to be manageable through site specific design and engineering. The CGPU calls for open space and natural trails development in floodplains to reduce the numbers of structures exposed to flood risks, and requires retrofitting existing development that is subject to frequent flooding. The EIR concluded that considering the existing infrastructure within the Planning Area, existing regulations and CGPU policies, impacts from flooding would be less than significant.

Levee and Dam Failure

Infrastructure protecting the Planning Area from flooding includes channelization and levees of the Whitewater River and the East Side Dike. The City of Coachella Engineering Department manages levees, channels, and dikes within the Planning Area. The Riverside County Flood Control District (RCFCD) manages levees, channels, and dikes in unincorporated areas of the Planning Area.

The existing regulatory framework, including the Riverside Country Ordinance 458 implemented by CVWD, provides an impact reduction strategy from levee or damn failure for housing located within floodplains that are most susceptible to flooding from levee failure. In addition, the CGPU policies require the City to carefully monitor and mitigate development in areas that are prone to flooding risks from possible infrastructure failure and create disaster response plans to protect users of critical facilities. The EIR concluded that the implementation of strict development and land use standards will ensure impacts from levee or dam failure remain less than significant.

Seiche, Tsunami, or Mudflow

The Planning Area is over 100 miles away from the coast, which eliminates any potential impact from tsunamis. The Planning Area is located over 10 miles away from Salton Sea, the closest large water body, and is thus outside the area that could be affected by seiches. Minor seiches may occur within the Planning Area in smaller ponds or lakes, however the water level rise is unlikely to exceed 1.6 feet. There is potential for mudflows in the areas below Mecca Hills. The CGPU contains policies to address mudflow and landslide issues and require geotechnical investigations prior to permitting and developing on a site, including engineering structural changes to reduce mudflow impacts. With the open space land use designations and safety measures required in the CGPU, the EIR concluded that potential impacts from mudflow or seiche would be less than significant.

Analysis of the Proposed Project

The site would build out with industrial uses under existing conditions, or a maximum of 507 residential units under the proposed GPA. Please see Section 3.17 for a discussion of water demand. Implementation of the proposed Project would not result in any new impacts or increase the severity of a previously identified significant impact as previously analyzed in the EIR. Development of the site would increase the amount of impervious surfaces in the City under

both existing and proposed buildout scenarios. The Project site is located within the FEMA Zone X (area of minimal flood hazard) and outside a 100-year flood zone (FEMA FIRM Panel: 06065C2270H). The Project will be required to comply with all City regulations under the MS4 permit, including the implementation of Best Management Practices and erosion control to prevent surface and ground water pollution. Buildout of the site is required to comply with applicable regulations, and policies set forth in the CGPU on protection of local hydrology and water quality, regardless of the type of development that occurs there. Implementation of the same regulatory framework and policies as analyzed in the EIR will ensure that overall impacts are similar to those previously identified in the EIR. Therefore, implementation of the proposed GPA/ZC would not result in any new adverse impacts or increase the severity of previously identified significant impacts identified in the EIR.

3.10. LAND USE AND PLANNING

Summary of Findings in the EIR

The City and SOI largely consist of urban settlement (residential, industrial, and commercial land uses), agricultural land, open space, and undeveloped land. Buildout of the CGPU would transform the City from a small town to a mid-sized city, with a population growth from 40,704 (2010) to 135,000 by 2035.

The majority of urban and residential development is within the western portion of the Planning Area, roughly west of the Whitewater River between Avenue 52 and Avenue 62. This area holds Coachella's downtown, civic buildings, commercial corridors, and a majority of residential development. Specifically, the area west of State Route 111 has the highest population density within the Planning Area.

The eastern portion of the Planning Area consists mostly of open space, agriculture, and tribal land. The majority of agricultural land is located between the Whitewater River and Coachella Canal, and east of the canal is planned to remain open space.

The CGPU Land Use, Mobility, and Community Health + Wellness Elements aim to maintain and strengthen the established communities in the Planning Area with connectivity, social programs, and community character enhancements. The relevant CGPU policies call for a family-friendly community, neighborhood transitions and subdivision gateways, equitable distribution of facilities and services, as well as connectivity at project, subarea, and Citywide levels. The EIR determined that the CGPU would contribute to community engagement, strength, and connectivity through the aforementioned policies and would not lead to division of existing established communities. Impacts would be less than significant regarding physically dividing established communities.

The EIR determined that the proposed land use plan and policies under the CGPU are consistent with local and regional plans, including the Coachella Valley Multiple Species Habitat Conservation Plan (CVMSHCP), the Jacqueline Cochran Airport Master Plan, and SCAG's Regional Transportation Plan (RTP). The adoption of the CGPU would prompt update of the Zoning Code

to ensure consistency with the CGPU Designation Map under state law. The EIR concluded that the CGPU would not create any inconsistencies or conflicts with these regional plans and policies, and impacts would be less than significant.

The EIR determined that adoption and implementation of the General Plan update would increase the number of housing units, nonresidential square footage, and the population in Coachella. Development facilitated by the CGPU would increase the City's population to a maximum of 135,000 by 2035, which is 4.9% (6,300 residents) more than SCAG's 2035 population forecast. However, the maximum theoretical buildout of the General Plan Designation Map would likely overstate the amount of growth, and the SCAG forecast was considered a reasonable estimate of future growth through 2035. Therefore, the EIR determined that the CGPU would be consistent with existing local and regional planning documents. Overall, the EIR determined that the General Plan update would have a less than significant impact to land use or land use planning.

Analysis of the Proposed Project

The proposed General Plan Amendment will change the current "Industrial District" designation to the "Urban Employment Center" designation which allows a residential density range of 30-65 DU/AC. Under the current designation, the site could develop a various industrial uses including support retail and offices. While the General Plan Amendment also allows for office and general commercial/service uses similar to the existing land use designation, the proposed land use designation also allows for high density residential that is not currently permitted.

Both the existing and proposed designations are compatible with the surrounding area, which includes residential developments under the "Suburban Neighborhood" and "General Neighborhood" designations, and non-residential developments under "Industrial District," "Urban Employment Center," and "Suburban Retail District." Future development of the site facilitated by the GPA/ZC will blend into the existing and future neighboring residential developments in density and in character.

The proposed GPA is consistent with the following CGPU policies:

- 5.4 Balanced neighborhoods. Within the allowed densities and housing types, promote a range of housing and price levels within each neighborhood in order to accommodate diverse ages and incomes. For development projects larger than five acres, require that a diversity of housing types be provided and that these housing types be mixed rather than segregated by unit type.
- 5.5 Housing affordability. Ensure affordable housing is distributed throughout the city to avoid concentrations of poverty and be accessible to jobs.
- 5.17 Neighborhood transitions. Require that new neighborhoods provide appropriate transitions in scale, building type and density between different General Plan designations.

- 6.10 New urban employment centers. Strive to create a series of new Urban Employment Centers in strategic locations in Coachella. The primary locations for this use are subareas 6, 7 and 10.

As analyzed under Section 3.3, the proposed GPA would result in a maximum buildout population of 2,155 onsite, which would increase the City's buildout population from 135,000 to 137,155. The total population with GPA would exceed SCAG's 2045 forecast by 7,855 residents (6%). As discussed above, similar to the existing conditions, the proposed GPA would be in line with regional forecasts given the limited increase.

Development of the proposed Project will be in accordance with the General Plan guidelines, Municipal Code, and other applicable regulations, including payment of the CVMSHCP development impact fee. The Project will install street improvements to meet the City standards and provide internal pedestrian connections to provide neighborhood connectivity, consistent with zoning requirements.

The residential developments to the north and west of the Project site are independent of each other. The Project site is surrounded by industrial uses and vacant land. Under either the existing or the proposed designation, buildout of the Project site will not physically divide an established community.

Implementation of the proposed Project would not result in any new significant impacts or increase the severity of a previously identified significant impact as previously analyzed in the EIR. Overall impacts are expected to be similar to those previously identified in the EIR. Therefore, implementation of the proposed GPA and ZC would not result in any new adverse impacts or increase the severity of previously identified significant impacts in the EIR.

3.11. MINERAL RESOURCES

Summary of Findings in the EIR

The California Mineral Land Classification System, developed by the State Geologist, identifies Mineral Resources Zones (MRZs) for mapping and reporting purposes under the Surface Mining and Reclamation Act (SMARA). The western portion of the CGPU Planning Area is located in MRZ-1, where available geological information indicates that little likelihood exists for presence of significant mineral resources. The majority of the eastern Planning Area is located in MRZ-3, which indicates the area has known mineral deposits that may qualify as mineral resources (MRZ-3a), or the area may have inferred deposits which may qualify as mineral resources (MRZ-3b).

Some areas in the southeastern SOI are classified as MRZ-1 and MRZ-2, where geologic data indicate that significant measured or assumed mineral resources are present. Two permitted mining operations occur in the MRZ-2 area, the Coronet Concrete – Palm Desert Rock Sand Mine, and Coachella Valley Aggregates – Fargo Canyon Mine. The MRZ-2 area is designated as Open Space under the CGPU, where mining activity is a permitted use. No loss of mineral availability is expected.

Current state regulation prohibits the removal of mineral resources in California. The CGPU Sustainability + Natural Environment Element includes policies to encourage resource recycling and proper land use compatibility planning to protect mineral resources. The CGPU EIR determined that given minerals being located in Open Space lands under the CGPU and the current regulatory framework and supportive policies, any potential impacts on mineral resources will be reduced to a level of less than significant.

Analysis of the Proposed Project

The Project site and surrounding area are located in MRZ-1, where available geological information indicates that little likelihood exists for presence of significant mineral resources. The Project site is located in a largely developed area of the city, with the exception of vacant lands to the south and southeast. There are no mining land uses or activities in the Project vicinity. Under either the existing or proposed land use designation, the site will be developed as an urban use and no mining activity is allowed. Given the Project site location in the MRZ-1 and existing CGPU policies and state laws to protect mineral resources elsewhere, no impact on mineral resources would occur on the Project site regardless of the land use designation.

Implementation of proposed Project would not result in any new impacts or increase the severity of a previously identified significant impact as previously analyzed in the EIR. Overall impacts are expected to be the same as those previously identified in the EIR. Therefore, implementation of the proposed GPA and ZC would not result in any new adverse impacts or increase the severity of previously identified significant impacts in the Certified EIR.

3.12. NOISE

Summary of Findings in the EIR

Ambient Noise Levels and Noise Standards

Automobile traffic is the most significant source of noise in Coachella, according to the CGPU EIR. Based on the noise modeling results, by the year 2035, peak noise levels along I-10, SR-86S, Dillon Road, as well as certain segments of Grapefruit Boulevard and Avenue 52, are expected to exceed 75 dBA CNEL. Peak noise levels along all modeled segments are expected to exceed 70 dBA CNEL, with the 65 dBA CNEL contour expected to extend over 100 feet from the centerline of all modeled roadways, including Avenue 50 in the Project area. Sensitive uses near these roads, including residences and parks, are expected to be exposed to noise levels exceeding the City's 65 dBA CNEL exterior noise standard for residential uses.

Under the CGPU, development activities including construction would expose noise-sensitive receptors to substantial temporary or periodic ambient noise increases. The CGPU Noise Element Policy 2.2 requires the City to "Minimize stationary noise impacts on sensitive receptors and noise emanating from construction activities, private development/residences, landscaping activities, night clubs and bars and special events." Implementation of the CGPU policies and enforcement

of the City's Noise Ordinance, would ensure that construction noise impacts do not create a significant adverse effect on sensitive receptors.

The CGPU Noise Element contains policies that require noise analysis and mitigation for new development/redevelopment, and traffic calming measures where roadway noise exceeds the normally compatible range established in the CGPU. Stationary noise sources will be subject to the Municipal Code provisions (Title 7 Noise Control). The EIR determined that while future development may increase ambient noise levels, implementation of the CGPU policies and Municipal Code will ensure the noise levels would not exceed the City's adopted noise standards, and impacts would be less than significant.

Groundborne Noise and Vibration

Development under the CGPU would involve construction activities at discrete locations in the City, and vibration from such activity may impact existing buildings and their occupants if they are located close enough to the construction sites. The Coachella Municipal Code Section 7.04.030 forbids any person to "make, continue, or cause to be made or continued, within the city limits, any disturbing, excessive, or offensive noise or vibration which causes discomfort or annoyance to any reasonable person of normal sensitivity residing in the area or that is plainly audible at a distance greater than fifty (50) feet from the source's point for any purpose." While daytime construction noise is exempt from the City standards, construction vibration impacts are subject to City review during the building permit process. The EIR determined that the CGPU policies that reduce impacts from auto traffic-related noise would also reduce impacts from auto traffic-related vibration. Vibration levels from trains would continue to be intermittent, and would not increase significantly as a result of the CGPU. Overall, the EIR concluded that development under the CGPU would be subject to the City's standards and review process, which will ensure that such development would not expose persons to or generate excessive groundborne vibration or groundborne noise levels. Impacts would be less than significant.

Airport Noise

The Jacqueline Cochran Regional Airport is the only public or private airport within two miles of Coachella. The current and future (2025) noise contours from Jacqueline Cochran Regional Airport barely fall within the City limits. The land use designation for areas within the airport's land use plan will be comprised of 70 to 90 percent industrial and up to 20 percent Suburban Retail District, consistent with land uses allowed for each airport compatibility zone. Neither of these designations allow residential uses or other noise-sensitive receptors, and development of these areas would therefore not expose noise-sensitive receptors to excessive noise levels from the airport. The EIR concluded that impacts would be less than significant given the land use distribution under the CGPU and implementation of relevant CGPU policies.

Analysis of the Proposed Project

Under the existing "Industrial District" designation, the site could develop a mix of industrial and service-related uses. The proposed GPA/ZC could potentially result in a residential development with up to 507 units on the site, or include a mix of commercial, office and professional services. As discussed in Section 3.16, maximum buildout of the proposed GPA would increase daily and

AM peak hour trips compared to the existing designation by about 31% and 78%, respectively. The increased traffic may lead to increase in long-term noise levels on the surrounding streets. However, comparing the industrial use to a residential use, the proposed GPA may generate lower noise levels than buildout under the existing designation due to more stringent noise level restrictions for residential uses, which are considered sensitive noise receptors.

Construction noise would be expected to be similar under both the current and proposed land use designations, insofar as both will result in construction of the entire site. Construction activities associated with future build out of the project site would be required to comply with the City's allowable construction hours (Municipal Code Section 7.04.070) and would also be temporary in nature. Therefore, the construction noise impacts are considered to be less than significant given their occurrence during less sensitive daytime hours and short duration, consistent with the conclusions of the CPGU EIR. Buildout of the project site will be subject to the same CGPU policy on minimizing stationary noise impacts and the City's review on potential vibration impacts during the building permit process. Therefore, construction-related noise and vibration resulting from future buildout of the project site would not result in any new impacts or increase the severity of a previously identified significant impact previously analyzed in the EIR.

Operational activities would be limited to commercial, office and or residential activities that are not expected to generate excessive long-term noise or vibration. Operational noise is subject to the City's noise ordinance requirements and is expected to be less than significant and less than that of buildout of the site under existing conditions, which would consist of primarily of industrial and commercial uses. Long-term operation of residential uses and or mixed commercial uses would not result in any new impacts or increase the severity of a previously identified significant impacts as previously analyzed in the EIR.

The site is currently surrounded by industrial uses and vacant lands. The primary noise sources in the Project area are traffic noise from Avenue 52 and Grapefruit Boulevard. According to the EIR Table 4.10-5 Coachella Land Use/Noise Compatibility Matrix, normally compatible exterior noise levels for multi-family residential land uses is up to 70 dBA CNEL. The EIR determined that noise levels (unmitigated) on Grapefruit Boulevard between Avenue 52 and Tyler Street would be 70 dBA CNEL at 109 feet from centerline, and on Avenue 52 from Grapefruit Boulevard to Enterprise Way would be 70 dBA CNEL at 138 feet from centerline (EIR Table 4.10-4; Industrial Way was not included in the model). The project site is approximately 160 feet east of Grapefruit Boulevard and 580 feet south of Avenue 52. Therefore, noise levels on the project site from these major roadways are expected to be below the City's standard.

The site is not located in proximity to a private air strip and is well outside of Jacqueline Cochran Regional Airport's noise contours. The Project site is immediately east of the railway that runs along the east side of Grapefruit Boulevard, which could expose future residents to intermittent but potentially excessive noise and vibration levels if not properly mitigated. The City requires development projects adhere to the existing regulations and CGPU policies to reduce and mitigate potential noise impacts, including the preparation of site-specific noise analysis prior to obtaining development permits. Adherence to City standards and review requirements would

ensure that future development of the site would not expose persons to or generate excessive groundborne vibration.

Overall, build out of the proposed Project will result in impacts that are comparable to what was analyzed for the CGPU EIR, and with the implementation of CGPU policies and Municipal Code, will remain less than significant.

3.13. POPULATION, EMPLOYMENT, AND HOUSING

Summary of Findings in the EIR

Population Growth

Between 2005 and 2010, Coachella's population increased by nearly one-third from 30,879 to 40,704. The City population is projected to grow to 135,000 by 2035. In 2010, there were 9,903 housing units, of which 8,998 were occupied. On average, 4.51 persons were living within each occupied housing unit, which is higher than the statewide (2.96) and countywide averages (3.2) and indicates an overcrowding issue. At the time of preparation of the EIR, the City had five vulnerable communities as defined by SB 244, including Vista Santa Rosa south of the Project site.

The City had approximately 5,831 jobs, with the largest job sector in agriculture (29.7%). In 2012, the City had a higher unemployment rate (20.0%) than neighboring communities (7.6% for Palm Desert, 13.8% for Indio), county (12.7%) and state (11.0%) averages. The City has aligned its goals with the conservation of agriculture lands to ensure a stable agricultural economy.

Southern California Association of Governments' (SCAG) 2012 RTP/SCS forecasts that the City will have a population of 128,700 in 2035, which is approximately 4.9 percent less than the CGPU population projections but considered reasonably similar. As projected by SCAG, population growth in the City is imminent and will result in a substantial change of size of the City. The CGPU was prepared in response to such trends to guide development to accommodate the population increase. While the CGPU would induce growth relative to economic expansion, population growth, and encroachment into open space, it also presents a comprehensive program for managing growth in Coachella so as to minimize inappropriate development patterns and environmental impacts. Due to the general consistency of the City's long term population with regional forecasts, and the comprehensive program of policies meant to manage this growth, the EIR determined that impacts related to population growth would be less than significant.

Displacement of Housing

The CGPU does not propose displacing housing or people. However, the vulnerable communities might be subject to displacement because their uses are generally unpermitted and may offer greater economic returns to landowners as the City grows. The EIR projected that near 45,000 new housing units will be developed, which can absorb any displaced population and offset the impacts. The CGPU will facilitate proper construction of housing and adequate infrastructure, which many of the vulnerable communities are lacking, and their residents would benefit from improved living conditions.

The City's existing Housing Element includes comprehensive policies to accommodate population growth while also protecting affordable housing needs for vulnerable populations such as farmworkers and low-income residents. The upcoming Housing Element updates are expected to expand existing housing options and provide further support for affordable housing. The EIR determined that impacts would be less than significant regarding displacement of housing or people, due to existing protections under law, and the CGPU's policies and programs.

Analysis of the Proposed Project

Under the existing "Industrial District" designation, buildout of the site would not generate new population or housing. The proposed GPA/ZC would allow a maximum residential density of 65 DU/AC and a buildout potential of 507 units for the site. According to 2022 California Department of Finance data, the City of Coachella has an average of 4.25 persons per household.³ Maximum buildout of the site would increase the population by 2,155 persons under the proposed land use designation. The proposed GPA would increase the City's previous buildout population from 135,000 to 137,155, which is 7,855 more residents, or 6% more growth than SCAG's most recent forecast (129,300 by 2045). According to the EIR, the SCAG forecast represents a more reasonable projection, while the CGPU buildout is based on the maximum capacity; therefore, both population projections are considered generally similar and consistent with each other.

Implementation of the proposed Project would not result in any new significant impacts or increase the severity of a previously identified significant impact as previously analyzed in the EIR. The proposed General Plan Amendment would expand the City's housing stock compared to existing conditions. The site is vacant and will not displace any existing population or cause a need for additional housing elsewhere. The site is not located near a designated Disadvantaged Unincorporated Community per SB 244.

In summary, implementation of the proposed GPA/ZC would not result in any new adverse impacts or increase the severity of previously identified significant impacts in the EIR.

3.14. PUBLIC SERVICES

Summary of Findings in the EIR

Fire Protection

The City of Coachella contracts with Riverside County Fire Department (RCFD) for fire and emergency services. The RCFD is administered and operated by the California Department of Forestry and Fire Prevention under an agreement with the County of Riverside. The Coachella Fire Service is a "Full Service" agency, providing fire protection, emergency medical, emergency management, and public assistance services to citizens within its jurisdiction. At the time of the EIR, the CGPU Planning Area was served by two fires stations, Battalion 6 Coachella Fire Station #79 that serves the incorporated City and the City of Indio Fire Station that serves in

³ E-5 City/County Population and Housing Estimates, California Department of Finance, January 1, 2022

unincorporated areas of the Planning Area. The existing fire stations have current response times longer than five minutes, and a service population ratio of 0.4 firefighter people per 1,000 residents. The requirement for level of service times is less than five minutes, and a ratio of 1.0 firefighter people per 1,000 residents as outlined in the City of Coachella Fire and Emergency Master Plan (2007). Therefore, the City is currently under-serving its residents.

The CGPU would facilitate development and population growth that generates a higher demand for increased fire stations throughout the Planning Area. The City of Coachella Fire and Emergency Medical Services Master Plan (2007) identified a need for at least three additional fire stations to be added in the southern and western portion of the Planning Area, where the majority of urban development is anticipated.

The CGPU calls for increased level of service and fire protection facilities along with conscious development and adequate land use allocation to reduce adverse impacts on fire protection facilities. The CGPU also contains policies in multiple elements to address potential impacts from public service buildings, including fire stations, through sustainable site design, energy conservation efforts, noise compatibility, and development impact review. The EIR determined that impacts regarding fire protection facilities would be less than significant.

Law Enforcement

At the time of the EIR, the City of Coachella Police Department operated a substation from the Riverside County Sheriff's Department located at 82-695 Dr Carreon Boulevard. The City's Police Department operated out of a single facility with response times of about three minutes for emergency calls. The Riverside County Sheriff's Department served the unincorporated portion of the Planning Area.

In 2012, the City's Department had 36 sworn officers and two non-sworn personnel for a total of 38 positions. 24 officers were dedicated to the patrol division with the remaining deputies dedicated to special assignments such as the Community Action Team (C.A.T.), a School Resource Officer, along with Gang and Narcotics Enforcement. The Coachella Police Department divides the City into three geographical patrol districts (beats).

Coachella was operating at a service ratio of 0.64 sworn officers per 1,000 residents, under the recommendation of 1.3 staff per 1,000 residents in the Riverside County Department of Fire and Emergency Service Master Plan. The CGPU would facilitate population growth and generate additional demand for law enforcement services. The CGPU included a well-connected street pattern which would help resolve potential issues with slow response times. The Infrastructure + Public Services Element contains policies that require new police service is added concurrently with development to ensure new growth does not impact service level. According to the EIR, development of additional law enforcement facilities should undergo a development review to assess and mitigate potential negative impacts from any project. The EIR determined that impacts regarding police facilities and service levels would be less than significant.

Schools

The Planning Area is served by Desert Sands Unified School District (DSUSD) and the Coachella Valley Unified School District (CVUSD). DSUSD covers the north and northwest portions of the Planning Area, which is served by one elementary, middle, and high school. The majority of the Planning Area is located within the CVUSD boundaries. CVUSD operated 14 elementary (K-6) schools, 3 middle schools (7-8) and 3 high schools (9-12), with three other schools in the planning stages at the time of the CGPU EIR.

Buildout of the CGPU would create demand for additional schools serving all ages. The CGPU Community Health + Wellness Element encourages increased level of service for schools, and the Land Use + Community Character, Sustainability + Natural, and Infrastructure + Public Services Elements include siting, design, and operation principles to avoid and mitigate potential environmental impacts associated with new school facilities. The EIR concluded that impacts on schools would be less than significant with the implementation of CGPU policies.

Parks

The CGPU Planning Area has 60.2 acres of developed parks and 109 acres of parkland and open space. At the time of the EIR, the Planning Area was deficient in parkland by 61.91 acres and did not meet the ratio of three acres of parkland per 1,000 people. Buildout of the CGPU would require an additional 333.8 acres of parkland to serve the 135,000 population at the 3 acres/1,000 people ratio.

The CGPU Sustainability + Natural Environment calls for the provision of new parkland concurrent with new development and ensures adequate levels of park service. Park development and maintenance may cause environmental impacts. Multiple CGPU elements contain policies to reduce these potential impacts, including desert friendly landscaping, energy efficient lighting, joint facilities with school play yards, and reclaimed water use for maintenance. The CGPU also calls for parks and open space to be designed to preserve sensitive habitat communities, be built in flood zones to reduce structure impacts from flooding, and offer a trail system to use alternative modes of transportation. The EIR determined that impacts from new or expanded park or open space facilities would be less than significant.

Medical Core

There are seven medical facilities in the region that provide routine health services to the Planning Area, including Desert Hospital in Palm Springs and John F. Kennedy Memorial Hospital in Indio. The CGPU would facilitate population growth and could require additional hospital and medical facilities to maintain existing levels of service. Multiple elements in the CGPU contain policies that call for the increase of medical services, as well as sustainable development practices to reduce impacts from medical facilities. The EIR determined that based on the scaled development of medical facilities and implementation of the CGPU policies, impacts from construction and maintenance of additional medical facilities would be less than significant.

Analysis of the Proposed Project

The site would develop with industrial type uses under the existing land use designation. The proposed GPA/ZC would allow for a mix of office professional, commercial, retail, and multi-

family residential uses with the potential to develop up to 507 units. While the GPA would change the type of development and potentially generate new population onsite, the proposed “Urban Employment Center” designation is an existing CGPU land use analyzed in the EIR. Under either designation, development of the Project site would be subject to CGPU policies and review by fire and police departments to ensure adequate safety design. The maximum buildout of the GPA would result in 2,155 more residents, which is equivalent to approximately 1.6% of the CGPU buildout population. Future project(s) would be required to pay development impact fees to contribute its fair share toward public facilities and schools. Payment of these fees and compliance with CGPU policies and other regulations would ensure potential impacts on public facilities remain less than significant as a result of the GPA. Overall, implementation of the proposed land use designation changes would not result in any new adverse impacts or increase the severity of previously identified significant impacts in the EIR.

3.15. RECREATION

Summary of Findings in the EIR

The CGPU EIR included a brief discussion of recreation in Section 4.15 Public Services. At the time of the EIR, the City of Coachella was experiencing a deficiency in community trails and recreational facilities. The CGPU Planning Area had no recreational trails or bike trails. Regional parks near the City of Coachella include Coral Mountain Regional Park and Lake Cahuilla County Park, a regional park containing approximately 710 acres of open space and campgrounds, hiking trails, swimming pools, showers, restrooms, picnic facilities, and access to Lake Cahuilla.

The Coachella Valley Community Trails Alliance, with funding from the County of Riverside Department of Health, envisioned a regional trail system and was developing an Urban Trails and Bikeways map for the entire Coachella Valley. Recreational facilities in the Planning Area includes the Coachella Valley Boxing Club, Jack Delgado Karate Club, and Eleanor Shadowen Senior Citizen Center. Non-governmental organizations offering recreational programs and services in the Planning Area include the Boys and Girls Club of Coachella, the Esperanza Youth and Family Center, churches, and Parent-led Sports Programs.

As discussed for parks, development under the CGPU would demand additional recreational facilities. The CGPU Community Health and Wellness Element calls for joint use with schools, and co-location of parks and schools to encourage efficient use of recreational facilities. The CGPU Sustainability + Natural Environment Element encourages new recreation centers and diverse recreation programs, and establishment of a multi-use trail along the Coachella Canal and Whitewater River as well as other active recreational areas. The policies requiring sustainable design and siting principles for parks also apply to future recreational facilities. According to the CGPU EIR, recreation was analyzed under parks and similar to overall park facilities, impacts from new or expanded recreational facilities would be less than significant.

Analysis of the Proposed Project

The project site is currently vacant with sparse desert vegetation. The maximum buildout of the GPA would result in 2,155 more residents, which is equivalent to approximately 1.6% of the CGPU buildout population. The required one-time fee (per unit) for future development projects will go toward park and recreation services community-wide under the City's Quimby Ordinance 868. Future residential projects are expected to provide onsite amenities including, but not limited to, open space, pools, or tot lots. Overall, implementation of the proposed changes to the site's land use designation would not result in any new adverse impacts or increase the severity of previously identified significant impacts in the Certified EIR.

3.16. TRANSPORTATION

Summary of Findings in the EIR

Coachella's existing transportation network consists of the regional highway system, the local street system, local and regional transit routes, and bicycle/pedestrian facilities. Interstate 10 provides regional access, while State Route 86, 86S, and 111 also connect to neighboring cities.

Roadway Congestion

The General Plan Mobility Element identifies thirteen street types in the City that are classified based on their functional capacity and other characteristics, such as cross-section, bicycle and pedestrian facilities, and parking facilities. Street typologies include Country Road, Major Arterial, Primary Arterial, and Collector, Suburban Residential With Parking, Urban Residential With Parking, Local Industrial Street, Industrial Collector, and Urban Street 2-Lane or 4-Lane.

Level of Service (LOS) are letter grades from A (minimal delay) to F (excessive congestion) that describe the performance of a roadway or intersection. The City considers an allowable threshold of LOS D for intersections and roadway segments in Coachella.

At the time the EIR was drafted, the segment of Avenue 52 closest to the Project site (west of SR-86 S) was carrying a volume of 7,500 vehicles per day and operating at a LOS C or better. The intersection of Harrison Street and Avenue 52, approximately one mile west of the Project site, was operating at LOS F during PM peak hour.

Level of Service Standards

In the City of Coachella, Interstate 10 (I-10) and State Route 86 South (SR 86S) are within the jurisdiction of the Riverside County Congestion Management Program (CMP). According to the EIR, eight intersections were projected to operate at a level worse than LOS D at CGPU buildout, the closest one to the Project site being Harrison Street & Avenue 52. Ten roadway segments were projected to operate at a level worse than LOS D at CGPU buildout, and the nearest segment to the Project site is Harrison Street (north of Avenue 52). Mitigation measures in the EIR require physical improvements at intersections including Harrison Street & Avenue 52 and expansion of Avenue 52. Implementation of the mitigation measures, supplemented by multiple policies in the Land Use and Mobility Elements, would ensure all intersections and roadway segments operate

at LOS D or better at CGPU buildout, except several segments of SR 86S. The EIR projected that development under the CGPU and in areas out of the City will result in LOS E during peak hours for I-10 and LOS F for SR 86S. While the CGPU Mobility Element provides policies to encourage multi-modal transportation for regional travel, these regional impacts cannot be fully mitigated and would be significant and unavoidable. Full mitigation would require widening of I-10 and SR 86S, which are not provided in the Long Range Transportation Plan by Southern California Association of Governments or other planning documents.

Air Traffic Patterns

The General Plan will have no direct or indirect impacts upon any existing air facilities. The Jacqueline Cochran Regional Airport Land Use Plan is fully incorporated in the CGPU. Therefore, the EIR determined impacts on air transportation will be less than significant.

Traffic Hazards

The CGPU Mobility Element and Health Element provide policies on design of transportation facilities to limit hazardous conditions, including policies for pedestrian and cyclist safety, traffic calming and the pedestrian network. Given the EIR provides mitigation measures to limit congestion during peak hours, and the roadway network will be expanded to serve all areas of City, the EIR determined that implementation of the CGPU would not impede access by emergency vehicles. Impacts would be less than significant.

Non-Motorized Transportation

The SunLine Transit Agency provides transit service in Coachella, including Routes 1, 6, 8, and paratransit with pickup and drop-off within $\frac{3}{4}$ miles of a bus route. The nearest bus stop to the Project site is near the intersection of Harrison Street and Avenue 52, served by Route 8.

At the time of General Plan Update, the City had a limited bicycle network mainly in shared on-road facilities. Sidewalks are generally well-connected in the residential and commercial areas but are uncommon in industrial and agricultural areas such as the immediate project area. There are currently no sidewalk improvements in the immediate vicinity of the project site.

Summary of Impacts

Implementation of the CGPU will increase Citywide population and housing, thereby creating additional vehicular trips. The EIR traffic analysis studied roadway segments and intersections of streets classified as arterials. Under 2035 conditions (CGPU buildout), eight intersections and ten roadway segments were projected to operate at deficient LOS (LOS E or F). None of these impacted facilities are located in the immediate Project site vicinity.

To mitigate for deficient LOS, the city would update the Development Impact Fee program to provide funding for physical improvements at various intersections and roadway segments. However, several segments of State Route 86 South would continue to operate at LOS E or F near Airport Boulevard. Because these facilities serve both local and regional traffic and are impacted by growth in and out of Coachella, full mitigation is beyond the scope of the CGPU EIR and impacts remain significant and unavoidable.

The CGPU Mobility Element provides policies to encourage development of transit, bicycle, and pedestrian facilities. The proposed roadway network would provide nearly 200 miles of in-street bicycle lanes and over 50 miles of off-street facilities. Sidewalks will be required according to proposed cross-sections in the Mobility Element. These City facilities complement the Coachella Valley Association of Governments’ Regional Non-Motorized Plan. The EIR determined impacts on alternative transportation would be less than significant.

Analysis of the Proposed Project

The GPA would allow a buildout potential of up to 507 units on the 7.8-acre site. Using the ITE Trip Generation Manual, 10^h Edition daily rate of 5.44 trips per multi-family unit (mid-rise), maximum buildout of the GPA would generate 2,759 daily trips. For analysis purposes, it is assumed that under existing conditions the site would be developed with 200,000 square feet of industrial uses. Using the Manual’s daily rates of 4.96 trips per thousand square feet, the site buildout under existing conditions would generate a total of 992 daily trips. As shown in the table below, the GPA would increase daily traffic trips when compared to existing conditions.

**Table 8
Trip General Comparisons**

Buildout Scenario	Land Use	Trip Rate per Unit	Unit	AM Peak Total	PM Peak Total	Daily
Existing	General Light Industrial (ITE 110)	4.96	200 (TSF)	140	126	992
GPA Max Buildout	Multi Family Homes Mid-Rise (ITE 221)	5.44	507 (DU)	183	224	2,759
GPA Variance from Existing				43	98	1,767
Increase				30.7%	77.7%	178.1%

The nearest roadway segment and intersection to be impacted by buildout of the CGPU is Harrison Street and Avenue 52 (LOS F at buildout, segment north of Avenue 52 LOS F) located approximately 1.1 miles northwest of the Project site. The proposed GPA is not expected to significantly deteriorate LOS previously projected for the roadways and intersections near the Project site as compared to the existing conditions analyzed in the EIR. The EIR set forth mitigation measures to address these LOS deficiencies as the CGPU buildout, including the developed of a Development Impact Fee (DIF) program that provides for the implementation of all the roadway improvements identified in the CGPU. Future development of the Project site will be required to pay its fair share in impact fees (DIF), which will be determined at the time of project-level review. With implementation of the physical improvements outlined in the CGPU, intersections and roadway segments in the Project area are expected to operate at acceptable LOS. As such, the GPA/ZC would not result in any new significant impact nor significant increase in the severity of impacts disclosed in the EIR and would not require any new mitigation measures.

Avenue 52 is designated as a major arterial with bicycle facility, and Industrial Way is a non-designated local street. Currently, there are no bus lines serving Avenue 52 in proximity to the

Project site. The nearest bus stop is located at the intersection of Harrison Street and Avenue 52, approximately 1.1 miles west. There are no sidewalk improvements on Industrial Way along the Project site frontage. Regardless of the designation for the Project site, future development will be required to improve Project frontages to meet City standards including sidewalks and bicycle facilities. The proposed GPA/ZC will not result in any new impact as compared to the existing conditions analyzed in the EIR.

Neither the existing or proposed designation would result in land uses that could cause substantial safety risks for or from air operations. The proposed GPA/ZC would allow multi-family residential developments up to five stories consist with the existing allowable height of 50 feet under. No impact would occur on air traffic patterns. Regardless of the designation, future development on the Project site is subject to current state and federal regulations and standards applicable to roadway design, police protection and fire department access. The proposed GPA/ZC would not result in any new impact on emergency access compared to those identified in the EIR. Impacts would be less than significant.

3.17. UTILITIES AND ENERGY

Summary of Findings in the EIR

At the time of preparation of the CGPU EIR, Energy was not a standalone topic required by the CEQA guidelines. The EIR analyzed energy consumption and efficiency under the Public Utilities section. Water, wastewater, and storm drain facilities and capacities are discussed in Section 3.17.

Natural Gas and Electricity Consumption

The City of Coachella is served by the Imperial Irrigation District (IID) for electricity. In 2010, the Citywide electricity usage was 220,782,340 kWh including residential, commercial, industrial, public, agricultural, and outdoor/street lighting sectors, and was expected to increase to 1,099,608,548 kWh in 2035.

The Southern California Gas Company (SoCalGas) provides natural gas to the City. Citywide natural gas usage in 2010 for residential, commercial, industrial, and public sectors was 3,823,723 therms, and was expected to increase to 17,009,166 therms by 2035.

Energy Efficiency

The CGPU would increase energy demand, as the Planning Area population is projected to triple from 40,000 to 135,000 at buildout. The CGPU contains multiple planning strategies and policies to address energy efficiency, including street layout in the Land Use Element, building types and various construction, energy performance and design policies in the Sustainability + Natural Environment Element. The City's Climate Action Plan provides additional measures on energy efficiency and conservation through multiple approaches including water conservation.

According to the EIR, implementation of CGPU policies and CAP measures will achieve energy savings of 174,028,014 kWh for electricity and 1,921,802 therms for natural gas in 2035, which

represent a per capita decrease of 1,289 kWh and 14 therms per year, respectively. The EIR concluded that the City will be able to increase energy efficiency and avoid wasteful use of energy. Impacts would be less than significant.

Table 9
Annual Electricity and Natural Gas Use Projections

	2010	2035
Electricity (kWh)	220,782,340	1,099,608,548
Potential reduction	-	174,028,014
Natural Gas (Therms)	3,823,723	17,009,166
Potential reduction	-	1,921,802

Source: Table 4.14-3 and Section 4.14 of the CGPU EIR.

Natural Gas, Electricity, and Telecommunication Infrastructure

Buildout of the Coachella General Plan Update through 2035 will demand expansion of natural gas, electricity, and telecommunication infrastructure to meet increasing needs from population growth in currently expanding and undeveloped areas. Expansion of utility infrastructure may result in impacts related to disruption to wildlife migration patterns and birds' flight path, aesthetic views of visual resources, reductions in level of service from disasters, and leaks or damages in infrastructure from earthquakes or other natural disasters. However, the CGPU Infrastructure + Public Services Element provides planning strategies to reduce these impacts, including utility line undergrounding, utility siting standards, co-location of facilities and transmission corridors. The EIR concluded that impacts related to infrastructure would be less than significant with the incorporation of CHPU policies on utility standards maintenance.

Landfills and Solid Waste Regulations

The City of Coachella contracts with Burrtec to provide regular trash, recycling, and green waste pickup. Municipal solid waste generated in the City of Coachella is taken to the Coachella Valley Transfer Station, located on Landfill Road east of Dillon Road and north of Interstate 10.

The CGPU will facilitate population growth and result in solid waste generation of up to 131,800 tons per year by 2035. The CGPU Infrastructure + Public Services Element contains policies and strategies on waste management, including greener waste management practices, public education and zero waste policies. The CGPU policies will not conflict with the regulatory framework for solid waste, and future projects under the CGPU will be required to comply with the applicable regulations on solid waste. The EIR determined that based on the landfill capacities and projected growth and policies under the CGPU, impacts on landfills and solid waste regulations would be less than significant at CGPU buildout.

Analysis of the Proposed Project

Electricity and Natural Gas Consumption and Efficiency

Under both existing and proposed buildout scenarios, there will be electricity demand during construction, which would vary during the different construction phases. Electricity demand comes from outdoor security and worksite lighting, operation and charging of electronic equipment, and powering a temporary worksite office or trailer. Such electricity demand would be temporary, nominal, and would cease upon the completion of construction under both the existing land use designation and the proposed Project.

Development of the Project site under any buildout scenario typically would not involve the consumption of natural gas during construction. Construction would, however, involve installation of new natural gas connections to serve the Project site, and would be required under both buildout scenarios. The use of natural gas during construction would not be wasteful, inefficient, or unnecessary.

During operation of either land use buildout scenario, electricity will be used for multiple purposes, including but not limited to air conditioning, lighting, electronics, refrigeration, and other kitchen appliances. Demand for natural gas would come from heating and cooking. According to the CalEEMod outputs prepared for both buildout scenarios, operation of the existing land use designation at buildout will consume 1,984,000 kWh of electricity and approximately 64,675 therms per year. Maximum buildout of the site under the proposed land use designation would consume 2,007,730 kWh of electricity and approximately 72,935 therms of natural gas per year. However, new residential buildings are required to be constructed zero net energy (ZNE) after 2020 under the 2019 California Building Code, while nonresidential buildings are required to be constructed ZNE after 2030. Therefore, buildout of the proposed GPA/ZC would likely result in lower net energy consumption than under the existing conditions. The Project will not exceed, and will most likely reduce the severity of impacts previously analyzed in the EIR, and therefore impacts are less than significant.

Transportation Energy

During construction, gasoline and diesel fuels would be the primary energy source consumed by construction equipment, material hauling vehicles, and worker commutes. It is assumed that construction equipment would consume primarily diesel fuel, while worker commutes would consume primarily gasoline traveling to and from the Project area in their private vehicles. It is expected that most construction workers will live locally, which would minimize the need for long commutes and limit fuel consumption. Overall, petroleum and diesel use during construction would be temporary and minimal and would not be wasteful or inefficient.

During operation, the Project would generate vehicle trips to and from the Project site that demand petroleum-based fuels. According to the CalEEMod outputs prepared for both buildout scenarios and using trip generation rates for each buildout scenario as shown in Section 3.16, maximum buildout of the site under the proposed land use designation has the potential to generate 5,865,015 vehicle miles traveled (VMT), which is 2,605,583 miles higher compared to operation of the site under existing conditions (3,259,432). Future technology advancements and

more stringent regulations on vehicle fuel efficiency will decrease the energy intensity per VMT, which will help reduce transportation energy consumption. The Project is not expected to result in new impacts or increase the severity of impacts previously analyzed in the EIR, and would have less than significant impacts on transportation energy.

Natural Gas, Electricity, and Telecommunication Infrastructure

It is expected there are underground facilities within the public right-of-way surrounding the Project site, and local connections will be provided during future development of the site. As discussed, the future residential projects will be constructed to be zero-net-energy (ZNE) in accordance with 2019 California Green Building Code. Future projects are not expected to demand new or expansion of utility infrastructure other than onsite connections. Impacts will be less than significant and consistent with those identified in the EIR.

Landfills and Solid Waste Regulations

The CGPU EIR compared buildout waste generation to the permitted capacity of Lamb Canyon Landfill and Badlands Landfill. Both landfills are owned by the Riverside County, and had a combined remaining capacity of 27,042,950 cubic yards as of 2022.⁴ The maximum buildout of the Project site under the proposed land use designation would generate 370.1 tons of solid waste per year, which is equivalent to 7,791.6 cubic yards per year and approximately 0.02% of the remaining capacity of the two landfills serving the City.⁵ This has not taken into account the mandatory 50% diversion mandated by the California Integrated Waste Management Act of 1989. Commingled recyclable materials (e.g., paper, plastic, glass, cardboard, aluminum) will be transported to Burrtec’s material recovery facilities for recycling and reuse. Although buildout of the proposed GPA would result in higher solid waste generation compared to the existing designation, it constitutes a marginal increase compared to the remaining capacity of regional landfills and will be reduced by mandatory recycling. Therefore, impacts on solid waste generation will be less than significant, similar to those identified in the EIR.

Table 10
Estimated Solid Waste Disposal at the Project Buildout

Land Use	Estimated Solid Waste Generation Rates*	Proposed	Solid Waste Disposal (pounds per day)	Solid Waste Disposal (tons per year)
Industrial (Existing designation)	5 lb./1,000 sq ft/day	200,000 sq ft	1,000	182.5
Multi-Family Residential (Proposed max designation)	4 lb./unit /day	507 units	2,028	370.1

⁴ CalRecycle SWIS Facility/Site Activity Details.
<https://www2.calrecycle.ca.gov/SolidWaste/SiteActivity/Details/2246?siteID=2368>, accessed July 2022.

⁵ Assumes that 1 CY of residential solid waste is equivalent to 95 lbs. “Volume to Weight Conversion Factors,” US EPA Office of Resource Conversion and Recovery. April 2016.

*Estimated Solid Waste Generation Rates by CalRecycle,
<https://www2.calrecycle.ca.gov/WasteCharacterization/General/Rates>, accessed July 2022.

Burrtec is responsible for maintaining standards that assure that all waste is handled in a manner that meets local, state and federal standards. These requirements will assure that impacts associated with solid waste disposal remain less than significant and the GPA/ZC will not conflict with any regulation on solid waste. No new significant impact or increased severity of impacts would occur as a result of the Project compared to those analyzed in the EIR.

3.18. WATER SUPPLY AND WASTEWATER

Summary of Findings in the EIR

Water Supplies and Facilities

The Coachella Water Agency (CWA), a department of the City of Coachella, and the Coachella Valley Water District (CVWD) provide domestic water services to the City. The Coachella General Plan Update EIR conducted water supply and demand analysis based on the most recent water supply planning documents at the time of preparation, including the City of Coachella 2010 Urban Water Management Plan (UWMP), CVWD's 2010 Urban Water Management Plan, CVWD's 2010 Coachella Valley Water Management Plan Update (CVWMP) and its 2011 Subsequent Programmatic Environmental Impact Report for the 2010 CVWMP (SPEIR).

The City's 2010 UWMP was prepared during the economic recession, and thus contained very conservative demand projections. However, the water demands associated with the Coachella General Plan Update were analyzed in CVWD's 2010 CVWMP and its 2011 SPEIR. The 2010 CVWMP identifies programs and projects to ensure sufficient and sustainable water supply by CVWD and other water agencies to meet the needs of projected growth throughout the Coachella Valley, including the CGPU Planning Area, for the next 30 years and beyond.

According to the CGPU EIR analysis of the aforementioned documents, the Coachella Valley Groundwater Basin contains approximately 25 million acre feet of groundwater, and also additional storage space that will continue to be utilized for storage of millions acre feet of supplemental supplies that occur in normal and above-normal years. Therefore, based on the 2010 CVWMP and 2011 SPEIR, the EIR determined that the total projected water supplies available to the Lower Whitewater River Subbasin area during normal, single-dry and multiple-dry periods through 2045 are sufficient to meet current and projected water needs, specifically including the future water needs within the CGPU Planning Area. The CGPU incorporated elements of both the City and CVWD UWMP, including policies on indoor and outdoor water conservation and other sustainable design features. Pursuant to SB 610 and SB 221, future development projects under the CGPU above certain sizes will be required to prepare a Water Supply Assessment, and any future approval of a development agreement or tentative tract map within the City of Coachella and SOI that includes a subdivision must be conditioned on obtaining a Written Verification from the Coachella Water Authority. The CGPU EIR concluded that the CGPU would not substantially deplete groundwater such that there would be a net deficit in aquifer volume or a lowering of the local groundwater table level, and potential impacts on groundwater levels and sufficient water supplies and entitlements would be less than significant.

The City of Coachella's Coachella Water Authority (CWA) is the water supplier for the entire City and SOI under the CGPU. The CWA maintains a close cooperation with CVWD on water supply planning and water conservation programs. The CGPU EIR analyzed potential impacts on water infrastructure from the demand-supply aspect. The CWA fully participates in the 2010 CVWMP and CVWD replenishment assessment programs, which established a comprehensive and managed effort to eliminate the overuse of local groundwater supplies. The CGPU EIR showed that the total projected water supplies available to the CWA will be sufficient to meet the water demand of CGPU buildout including from agricultural and manufacturing uses during a normal year, single-dry year, and multiple-dry year from 2010 to 2035. In light of the City's participation in the regional water planning and implementation of water conservation programs in public parks and the community, the EIR concluded that the CGPU will have less significant impacts on water supply and additional water facilities.

Wastewater Treatment Requirements

The Colorado River Basin Regional Water Quality Control Board (RWQCB) provides regulations on wastewater treatment within its jurisdiction, including the City of Coachella. The Valley Sanitary District and Coachella Sanitary District manage wastewater treatment facilities and implement regulations imposed by the Colorado River Basin RWQCB. The Coachella Sanitary District is required to conduct annual reporting to the RWQCB to monitor its treatment practices and ensure compliance with the regulations. The CGPU also contains policies to require adequate wastewater treatment capacity for new development before granting building permits, if necessary, through upgrades of additional facilities or construction of new facilities. These policies will ensure development under CGPU will not result in overuse of wastewater treatment facilities in a manner that exceeds requirements outlined by the applicable RWQCB regulations. The EIR concluded that this regulatory framework will ensure impacts on wastewater treatment are less than significant.

Wastewater Treatment Facilities

The majority of the CGPU Planning Area is served by the City's Sanitary District, and Valley Sanitary District (VSD) provides wastewater treatment to the remaining SOI area. According to the EIR, VSD had a treatment capacity of 11.0 million gallons per day (mgd) and a current treatment amount of 6.5 mgd. The Coachella Sanitary District's sole Wastewater Treatment Plant (WWTP) is located in the southern City on Avenue 54, with a current capacity of approximately 2 mgd. The Coachella Sanitary District (CSD) also operates a 12-acre Agricultural Wash Water Treatment Facility primarily to manage the flows from several agricultural processing facilities. According to the EIR, buildout of the CGPU will require a wastewater treatment capacity of 18 mgd. Assuming CSD will serve the entire Planning Area, the buildout demand will necessitate construction of a new WWTP or expansion of the existing WWTP. While the new or expanded WWTP can have high potential to impact local waterways from new sludge and water discharge, the site development impacts of the WWTP would be similar to other development under the CGPU and were analyzed in the EIR. The CGPU contains policies to reduce potential impacts including service standards, sewer master plan, facility design, and fair-share costs. The City will assess the potential environmental impacts of new wastewater facilities on a project by project basis and develop necessary mitigation measures. Impacts on wastewater treatment facilities are

generally covered in the programmatic analysis of the EIR, and are considered less than significant.

Storm Drain Facilities

Coachella Valley Water District (CVWD) provides regional flood protection by intercepting and conveying regional flood flows through the Coachella Valley to the Salton Sea, including the City of Coachella. This regional stormwater conveyance system consists of the 50-mile Whitewater River/Coachella Valley Stormwater Channel (CVSC) and related tributary stormwater facilities. Portions of the CVSC has been channelized to handle flood flows of up to 80,000 cubic feet per second and the channel drains into the Salton Sea. As discussed in Section 3.9, the Whitewater River/CVSC is constructed to hold more than the 100-year flood volume within the City of Coachella, and is expected to adequately support stormwater drainage for development under the CGPU. However, site-specific and City-wide stormwater drainage facilities would be needed as development occurs. The Infrastructure + Public Utilities and Sustainability + Natural Environment Elements of the CGPU provide explicit direction to reduce impacts associated with local stormwater flows by requiring continual monitoring, maintenance, and concurrent upgrades to system capacity. Given the existing regional facility capacity and City policies including fair-share costs, development impacts fees, and monitoring that help prevent impacts related to inadequate capacity of stormwater drainage facilities, impacts of new or expanded stormwater drainage facilities under the CGPU are considered less than significant.

Analysis of the Proposed Project

Water Supplies and Facilities

According to the EIR, the CGPU Planning Area had a water demand of 8,709.5-acre feet (AF) in 2010, which is projected to increase to 27,276 AF in 2035. Using the California indoor water use performance standard of 55 gallons per day per occupant, maximum buildout of the site under Project conditions would demand approximately 118,511.25 gallons per day, or 132.75-acre feet per year. The maximum GPA buildout would represent less than 0.48% of the 2035 projected total water demand at CGPU buildout.

As noted above, the EIR determined that the Coachella Water Authority will have sufficient water supplies to meet projected water demand in the Planning Area through 2035 in a normal, single dry, and multiple dry year. Future projects are expected to connect to existing water lines in the site vicinity and will not otherwise demand new or expanded water facilities. Project impacts will be less than significant and similar to those identified in the EIR. No new or increase severity of impacts would occur.

Wastewater Treatment Requirements and Facilities

The City of Coachella 2015 Sewer System Master Plan evaluated the existing system capacity of Coachella Sanitary District (CSD), identified existing and future deficiencies as a result of future development through 2040, and recommended phased improvements.⁶ The plan modeled sewer flows for various land uses in the City, including High Density Residential (0-20 DU/AC) at 2,400

⁶ City of Coachella 2015 Sewer System Master Plan, June 2015.

gallons per day per acre (gpd/acre) and Light Industrial at 400 gpd/acre. To provide a conservative analysis of the proposed GPA buildout, it is assumed the site will generate wastewater at 7,200 gpd/acre or triple the High-Density Residential factor due to the higher maximum density, resulting in 56,160 gallons per day. According to the 2015 Sewer System Master Plan, the CSD WWTP on Avenue 54 had an existing capacity of 4.5 million gallons per day (MGD) in 2012 after completion of the Phase 2 expansion. The Plan modeled three scenarios: Existing, Intermediate, and 2040 to assess sewer system capacity. The site is currently served by Existing scenario infrastructure. The Intermediate scenario represented at least 50% sewer connections in the central and southwestern City. The 2040 scenario represented at least 50% sewer connections throughout the Sanitary District boundary, which is less than full service level at CGPU buildout. The Existing flow was modeled at approximately 2.54 MGD, the Intermediate flow at 8.72 MGD, and 2040 flow at 12.80 MGD. Because the Intermediate scenario exceeds the current WWTP capacity (4.5 MGD), CSD would need to plan for expansion to accommodate future development included in the Intermediate scenario. The plan recommended that the City perform a future evaluation of the WWTP capacity and consider its expansion depending on the growth rate of future development to accommodate future flows. Wastewater generated at maximum GPA buildout would constitute less than 1.3% of the current WWTP capacity. Regardless of the type of development on the site, the site would receive sewer service under the Intermediate scenario per the 2015 plan, and CSD would need to expand the WWTP capacity to meet service needs under the Existing scenario. Therefore, Project impacts on wastewater facilities are considered less than significant, and no new or increased severity of impacts would occur compared to those identified in the CGPU EIR.

Storm Drain Facilities

Under either the existing or proposed General Plan designation, development of the site will be subject to the same regulatory framework discussed in the EIR on drainage control and storm drain facilities. The City of Coachella Municipal Code Section 13.16.047 requires compliance with best management practices (BMPs) consistent with the California Stormwater Best Management Practice Handbooks or the Riverside County Stormwater Program's "Report of Waste Discharge". The Project will be required to submit a water quality management plan (WQMP) to the City engineer for approval prior to obtaining a grading or building permit (Municipal Code Section 13.16.340). These standard requirements will ensure that the Project will have less than significant impacts on the storm drain facilities. No new or increased severity of impacts would occur compared to those identified in the EIR.

3.19. WILDFIRE

Summary of Findings in the EIR

At the time the CGPU EIR was prepared, wildfire was not a standalone topic required by the CEQA Guidelines. The EIR included brief discussions of wildland fires under Section 4.6 Hazardous Materials and Section 4.15 Public Services. While the CGPU would facilitate new development that may increase community exposure to wildland fires, the EIR determined that careful planning under the CGPU and compliance with federal, state, and local agencies including the California Wildland Fire Coordinating Group, supplemented by CGPU policies that require fire suppression techniques and fire-resistant materials to reduce vulnerability of new structures to fire, impacts relating to wildland fires would be less than significant.

Analysis of the Proposed Project

The California Department of Forestry and Fire Protection (CalFire) has mapped areas of significant fire hazards in the state through its Fire and Resources Assessment Program (FRAP). There are no state responsibility areas or very high fire hazard severity zones in the City of Coachella and the surrounding areas. The nearest fire hazard severity zones are located miles away to the southwest, near the Santa Rosa Mountains and foothills. Under either the existing or proposed land use designation, buildout of the site would be subject to the same CGPU policies and fire department requirements on fire safety and emergency access. There would be no impact as a result of the proposed GPA/ZC relating to wildfires. No new or increased severity of impacts would occur compared to those identified in the EIR.

APPENDIX A:
CalEEMod Outputs

Industrial Way General Plan Amendment (GPA)
and Zone Change (ZC)

July 2022

Coachella EIR Addendum: Existing Conditions - Salton Sea Air Basin, Summer

EMFAC Off-Model Adjustment Factors for Gasoline Light Duty Vehicle to Account for the SAFE Vehicle Rule Not Applied

**Coachella EIR Addendum: Existing Conditions
Salton Sea Air Basin, Summer**

1.0 Project Characteristics

1.1 Land Usage

Land Uses	Size	Metric	Lot Acreage	Floor Surface Area	Population
General Heavy Industry	200.00	1000sqft	7.80	200,000.00	0

1.2 Other Project Characteristics

Urbanization	Urban	Wind Speed (m/s)	3.4	Precipitation Freq (Days)	20
Climate Zone	10			Operational Year	2025
Utility Company	Imperial Irrigation District				
CO2 Intensity (lb/MW hr)	189.98	CH4 Intensity (lb/MW hr)	0.033	N2O Intensity (lb/MW hr)	0.004

1.3 User Entered Comments & Non-Default Data

Project Characteristics - Assumes 1.5 year buildout - 200,000 SF industrial use

Land Use - Assumes buildout of 200,000 SF industrial use.

Construction Phase - Assumes paving and arch coating will occur concurrently with building construction.

On-road Fugitive Dust - All roadways accessing the site are paved.

Vehicle Trips - Assumes trip generation rate for light industrial - heavy industrial assumes multiple light industrial uses less than 50,000 SF.

Road Dust - All roadways will be paved.

Construction Off-road Equipment Mitigation - Assumes adherence to standard dust control measures per SCAQMD Rule 403.1

Table Name	Column Name	Default Value	New Value
tblConstructionPhase	NumDays	20.00	45.00
tblConstructionPhase	NumDays	20.00	30.00
tblConstructionPhase	PhaseEndDate	Page 676	9/1/2023

Coachella EIR Addendum: Existing Conditions - Salton Sea Air Basin, Summer

EMFAC Off-Model Adjustment Factors for Gasoline Light Duty Vehicle to Account for the SAFE Vehicle Rule Not Applied

tblConstructionPhase	PhaseEndDate	9/8/2023	2/10/2023
tblConstructionPhase	PhaseStartDate	9/9/2023	7/1/2023
tblConstructionPhase	PhaseStartDate	8/12/2023	1/1/2023
tblLandUse	LotAcreage	4.59	7.80
tblOnRoadDust	HaulingPercentPave	50.00	100.00
tblOnRoadDust	HaulingPercentPave	50.00	100.00
tblOnRoadDust	HaulingPercentPave	50.00	100.00
tblOnRoadDust	HaulingPercentPave	50.00	100.00
tblOnRoadDust	HaulingPercentPave	50.00	100.00
tblOnRoadDust	VendorPercentPave	50.00	100.00
tblOnRoadDust	VendorPercentPave	50.00	100.00
tblOnRoadDust	VendorPercentPave	50.00	100.00
tblOnRoadDust	VendorPercentPave	50.00	100.00
tblOnRoadDust	VendorPercentPave	50.00	100.00
tblOnRoadDust	WorkerPercentPave	50.00	100.00
tblOnRoadDust	WorkerPercentPave	50.00	100.00
tblOnRoadDust	WorkerPercentPave	50.00	100.00
tblOnRoadDust	WorkerPercentPave	50.00	100.00
tblOnRoadDust	WorkerPercentPave	50.00	100.00
tblRoadDust	RoadPercentPave	50	100
tblVehicleTrips	WD_TR	3.93	4.96

2.0 Emissions Summary

Coachella EIR Addendum: Existing Conditions - Salton Sea Air Basin, Summer

EMFAC Off-Model Adjustment Factors for Gasoline Light Duty Vehicle to Account for the SAFE Vehicle Rule Not Applied

2.1 Overall Construction (Maximum Daily Emission)

Unmitigated Construction

	ROG	NOx	CO	SO2	Fugitive PM10	Exhaust PM10	PM10 Total	Fugitive PM2.5	Exhaust PM2.5	PM2.5 Total	Bio- CO2	NBio- CO2	Total CO2	CH4	N2O	CO2e
Year	lb/day										lb/day					
2022	3.2552	33.1294	20.3995	0.0395	19.8076	1.6134	21.4210	10.1424	1.4843	11.6267	0.0000	3,831.705 0	3,831.705 0	1.1967	0.0943	3,862.878 0
2023	64.0545	25.7526	34.8996	0.0623	1.0108	1.2214	2.2155	0.2719	1.1386	1.4061	0.0000	6,048.565 2	6,048.565 2	1.3480	0.0934	6,109.959 8
Maximum	64.0545	33.1294	34.8996	0.0623	19.8076	1.6134	21.4210	10.1424	1.4843	11.6267	0.0000	6,048.565 2	6,048.565 2	1.3480	0.0943	6,109.959 8

Mitigated Construction

	ROG	NOx	CO	SO2	Fugitive PM10	Exhaust PM10	PM10 Total	Fugitive PM2.5	Exhaust PM2.5	PM2.5 Total	Bio- CO2	NBio- CO2	Total CO2	CH4	N2O	CO2e
Year	lb/day										lb/day					
2022	3.2552	33.1294	20.3995	0.0395	8.9963	1.6134	10.6096	4.5861	1.4843	6.0704	0.0000	3,831.705 0	3,831.705 0	1.1967	0.0943	3,862.878 0
2023	64.0545	25.7526	34.8996	0.0623	1.0108	1.2214	2.2155	0.2719	1.1386	1.4061	0.0000	6,048.565 2	6,048.565 2	1.3480	0.0934	6,109.959 8
Maximum	64.0545	33.1294	34.8996	0.0623	8.9963	1.6134	10.6096	4.5861	1.4843	6.0704	0.0000	6,048.565 2	6,048.565 2	1.3480	0.0943	6,109.959 8

Coachella EIR Addendum: Existing Conditions - Salton Sea Air Basin, Summer

Item 16.

EMFAC Off-Model Adjustment Factors for Gasoline Light Duty Vehicle to Account for the SAFE Vehicle Rule Not Applied

	ROG	NOx	CO	SO2	Fugitive PM10	Exhaust PM10	PM10 Total	Fugitive PM2.5	Exhaust PM2.5	PM2.5 Total	Bio- CO2	NBio-CO2	Total CO2	CH4	N2O	CO2e
Percent Reduction	0.00	0.00	0.00	0.00	51.93	0.00	45.74	53.35	0.00	42.63	0.00	0.00	0.00	0.00	0.00	0.00

Coachella EIR Addendum: Existing Conditions - Salton Sea Air Basin, Summer

EMFAC Off-Model Adjustment Factors for Gasoline Light Duty Vehicle to Account for the SAFE Vehicle Rule Not Applied

2.2 Overall Operational

Unmitigated Operational

	ROG	NOx	CO	SO2	Fugitive PM10	Exhaust PM10	PM10 Total	Fugitive PM2.5	Exhaust PM2.5	PM2.5 Total	Bio- CO2	NBio- CO2	Total CO2	CH4	N2O	CO2e
Category	lb/day										lb/day					
Area	5.0438	1.8000e-004	0.0204	0.0000		7.0000e-005	7.0000e-005		7.0000e-005	7.0000e-005		0.0438	0.0438	1.1000e-004		0.0466
Energy	0.1910	1.7368	1.4589	0.0104		0.1320	0.1320		0.1320	0.1320		2,084.1257	2,084.1257	0.0400	0.0382	2,096.5106
Mobile	4.5687	4.7650	39.7292	0.0846	8.5176	0.0605	8.5782	2.2712	0.0567	2.3279		8,607.3901	8,607.3901	0.3952	0.3948	8,734.9288
Total	9.8035	6.5020	41.2084	0.0950	8.5176	0.1926	8.7102	2.2712	0.1888	2.4600		10,691.5595	10,691.5595	0.4353	0.4330	10,831.4861

Mitigated Operational

	ROG	NOx	CO	SO2	Fugitive PM10	Exhaust PM10	PM10 Total	Fugitive PM2.5	Exhaust PM2.5	PM2.5 Total	Bio- CO2	NBio- CO2	Total CO2	CH4	N2O	CO2e
Category	lb/day										lb/day					
Area	5.0438	1.8000e-004	0.0204	0.0000		7.0000e-005	7.0000e-005		7.0000e-005	7.0000e-005		0.0438	0.0438	1.1000e-004		0.0466
Energy	0.1910	1.7368	1.4589	0.0104		0.1320	0.1320		0.1320	0.1320		2,084.1257	2,084.1257	0.0400	0.0382	2,096.5106
Mobile	4.5687	4.7650	39.7292	0.0846	8.5176	0.0605	8.5782	2.2712	0.0567	2.3279		8,607.3901	8,607.3901	0.3952	0.3948	8,734.9288
Total	9.8035	6.5020	41.2084	0.0950	8.5176	0.1926	8.7102	2.2712	0.1888	2.4600		10,691.5595	10,691.5595	0.4353	0.4330	10,831.4861

Coachella EIR Addendum: Existing Conditions - Salton Sea Air Basin, Summer

EMFAC Off-Model Adjustment Factors for Gasoline Light Duty Vehicle to Account for the SAFE Vehicle Rule Not Applied

	ROG	NOx	CO	SO2	Fugitive PM10	Exhaust PM10	PM10 Total	Fugitive PM2.5	Exhaust PM2.5	PM2.5 Total	Bio- CO2	NBio-CO2	Total CO2	CH4	N2O	CO2e
Percent Reduction	0.00	0.00	0.00	0.00	0.00	0.00	0.00	0.00	0.00	0.00	0.00	0.00	0.00	0.00	0.00	0.00

3.0 Construction Detail

Construction Phase

Phase Number	Phase Name	Phase Type	Start Date	End Date	Num Days Week	Num Days	Phase Description
1	Site Preparation	Site Preparation	8/13/2022	8/26/2022	5	10	
2	Grading	Grading	8/27/2022	9/23/2022	5	20	
3	Building Construction	Building Construction	9/24/2022	8/11/2023	5	230	
4	Paving	Paving	1/1/2023	2/10/2023	5	30	
5	Architectural Coating	Architectural Coating	7/1/2023	9/1/2023	5	45	

Acres of Grading (Site Preparation Phase): 15

Acres of Grading (Grading Phase): 20

Acres of Paving: 0

Residential Indoor: 0; Residential Outdoor: 0; Non-Residential Indoor: 300,000; Non-Residential Outdoor: 100,000; Striped Parking Area: 0 (Architectural Coating – sqft)

OffRoad Equipment

Phase Name	Offroad Equipment Type	Amount	Usage Hours	Horse Power	Load Factor
Architectural Coating	Air Compressors	1	6.00	78	0.48
Building Construction	Cranes	1	7.00	231	0.29
Grading	Excavators	1	8.00	158	0.38
Building Construction	Forklifts	3	8.00	89	0.20
Building Construction	Generator Sets	1	8.00	84	0.74
Grading	Graders		8.00	187	0.41

Coachella EIR Addendum: Existing Conditions - Salton Sea Air Basin, Summer

EMFAC Off-Model Adjustment Factors for Gasoline Light Duty Vehicle to Account for the SAFE Vehicle Rule Not Applied

Paving	Pavers	2	8.00	130	0.42
Paving	Paving Equipment	2	8.00	132	0.36
Paving	Rollers	2	8.00	80	0.38
Grading	Rubber Tired Dozers	1	8.00	247	0.40
Site Preparation	Rubber Tired Dozers	3	8.00	247	0.40
Building Construction	Tractors/Loaders/Backhoes	3	7.00	97	0.37
Grading	Tractors/Loaders/Backhoes	3	8.00	97	0.37
Site Preparation	Tractors/Loaders/Backhoes	4	8.00	97	0.37
Building Construction	Welders	1	8.00	46	0.45

Trips and VMT

Phase Name	Offroad Equipment Count	Worker Trip Number	Vendor Trip Number	Hauling Trip Number	Worker Trip Length	Vendor Trip Length	Hauling Trip Length	Worker Vehicle Class	Vendor Vehicle Class	Hauling Vehicle Class
Site Preparation	7	18.00	0.00	0.00	11.00	5.40	20.00	LD_Mix	HDT_Mix	HHDT
Grading	6	15.00	0.00	0.00	11.00	5.40	20.00	LD_Mix	HDT_Mix	HHDT
Building Construction	9	84.00	33.00	0.00	11.00	5.40	20.00	LD_Mix	HDT_Mix	HHDT
Paving	6	15.00	0.00	0.00	11.00	5.40	20.00	LD_Mix	HDT_Mix	HHDT
Architectural Coating	1	17.00	0.00	0.00	11.00	5.40	20.00	LD_Mix	HDT_Mix	HHDT

3.1 Mitigation Measures Construction

Use Soil Stabilizer

Water Exposed Area

Item 16.

Coachella EIR Addendum: Existing Conditions - Salton Sea Air Basin, Summer

EMFAC Off-Model Adjustment Factors for Gasoline Light Duty Vehicle to Account for the SAFE Vehicle Rule Not Applied

3.2 Site Preparation - 2022

Unmitigated Construction On-Site

	ROG	NOx	CO	SO2	Fugitive PM10	Exhaust PM10	PM10 Total	Fugitive PM2.5	Exhaust PM2.5	PM2.5 Total	Bio- CO2	NBio- CO2	Total CO2	CH4	N2O	CO2e
Category	lb/day										lb/day					
Fugitive Dust					19.6570	0.0000	19.6570	10.1025	0.0000	10.1025			0.0000			0.0000
Off-Road	3.1701	33.0835	19.6978	0.0380		1.6126	1.6126		1.4836	1.4836		3,686.0619	3,686.0619	1.1922		3,715.8655
Total	3.1701	33.0835	19.6978	0.0380	19.6570	1.6126	21.2696	10.1025	1.4836	11.5860		3,686.0619	3,686.0619	1.1922		3,715.8655

Unmitigated Construction Off-Site

	ROG	NOx	CO	SO2	Fugitive PM10	Exhaust PM10	PM10 Total	Fugitive PM2.5	Exhaust PM2.5	PM2.5 Total	Bio- CO2	NBio- CO2	Total CO2	CH4	N2O	CO2e
Category	lb/day										lb/day					
Hauling	0.0000	0.0000	0.0000	0.0000	0.0000	0.0000	0.0000	0.0000	0.0000	0.0000		0.0000	0.0000	0.0000	0.0000	0.0000
Vendor	0.0000	0.0000	0.0000	0.0000	0.0000	0.0000	0.0000	0.0000	0.0000	0.0000		0.0000	0.0000	0.0000	0.0000	0.0000
Worker	0.0851	0.0458	0.7017	1.4400e-003	0.1506	7.9000e-004	0.1514	0.0400	7.3000e-004	0.0407		145.6432	145.6432	4.5100e-003	4.2200e-003	147.0125
Total	0.0851	0.0458	0.7017	1.4400e-003	0.1506	7.9000e-004	0.1514	0.0400	7.3000e-004	0.0407		145.6432	145.6432	4.5100e-003	4.2200e-003	147.0125

Item 16.

Coachella EIR Addendum: Existing Conditions - Salton Sea Air Basin, Summer

EMFAC Off-Model Adjustment Factors for Gasoline Light Duty Vehicle to Account for the SAFE Vehicle Rule Not Applied

3.2 Site Preparation - 2022

Mitigated Construction On-Site

	ROG	NOx	CO	SO2	Fugitive PM10	Exhaust PM10	PM10 Total	Fugitive PM2.5	Exhaust PM2.5	PM2.5 Total	Bio- CO2	NBio- CO2	Total CO2	CH4	N2O	CO2e
Category	lb/day										lb/day					
Fugitive Dust					8.8457	0.0000	8.8457	4.5461	0.0000	4.5461			0.0000			0.0000
Off-Road	3.1701	33.0835	19.6978	0.0380		1.6126	1.6126		1.4836	1.4836	0.0000	3,686.0619	3,686.0619	1.1922		3,715.8655
Total	3.1701	33.0835	19.6978	0.0380	8.8457	1.6126	10.4582	4.5461	1.4836	6.0297	0.0000	3,686.0619	3,686.0619	1.1922		3,715.8655

Mitigated Construction Off-Site

	ROG	NOx	CO	SO2	Fugitive PM10	Exhaust PM10	PM10 Total	Fugitive PM2.5	Exhaust PM2.5	PM2.5 Total	Bio- CO2	NBio- CO2	Total CO2	CH4	N2O	CO2e
Category	lb/day										lb/day					
Hauling	0.0000	0.0000	0.0000	0.0000	0.0000	0.0000	0.0000	0.0000	0.0000	0.0000		0.0000	0.0000	0.0000	0.0000	0.0000
Vendor	0.0000	0.0000	0.0000	0.0000	0.0000	0.0000	0.0000	0.0000	0.0000	0.0000		0.0000	0.0000	0.0000	0.0000	0.0000
Worker	0.0851	0.0458	0.7017	1.4400e-003	0.1506	7.9000e-004	0.1514	0.0400	7.3000e-004	0.0407		145.6432	145.6432	4.5100e-003	4.2200e-003	147.0125
Total	0.0851	0.0458	0.7017	1.4400e-003	0.1506	7.9000e-004	0.1514	0.0400	7.3000e-004	0.0407		145.6432	145.6432	4.5100e-003	4.2200e-003	147.0125

Item 16.

Coachella EIR Addendum: Existing Conditions - Salton Sea Air Basin, Summer

EMFAC Off-Model Adjustment Factors for Gasoline Light Duty Vehicle to Account for the SAFE Vehicle Rule Not Applied

3.3 Grading - 2022

Unmitigated Construction On-Site

	ROG	NOx	CO	SO2	Fugitive PM10	Exhaust PM10	PM10 Total	Fugitive PM2.5	Exhaust PM2.5	PM2.5 Total	Bio- CO2	NBio- CO2	Total CO2	CH4	N2O	CO2e
Category	lb/day										lb/day					
Fugitive Dust					7.0826	0.0000	7.0826	3.4247	0.0000	3.4247			0.0000			0.0000
Off-Road	1.9486	20.8551	15.2727	0.0297		0.9409	0.9409		0.8656	0.8656		2,872.046 4	2,872.046 4	0.9289		2,895.268 4
Total	1.9486	20.8551	15.2727	0.0297	7.0826	0.9409	8.0234	3.4247	0.8656	4.2903		2,872.046 4	2,872.046 4	0.9289		2,895.268 4

Unmitigated Construction Off-Site

	ROG	NOx	CO	SO2	Fugitive PM10	Exhaust PM10	PM10 Total	Fugitive PM2.5	Exhaust PM2.5	PM2.5 Total	Bio- CO2	NBio- CO2	Total CO2	CH4	N2O	CO2e
Category	lb/day										lb/day					
Hauling	0.0000	0.0000	0.0000	0.0000	0.0000	0.0000	0.0000	0.0000	0.0000	0.0000		0.0000	0.0000	0.0000	0.0000	0.0000
Vendor	0.0000	0.0000	0.0000	0.0000	0.0000	0.0000	0.0000	0.0000	0.0000	0.0000		0.0000	0.0000	0.0000	0.0000	0.0000
Worker	0.0709	0.0382	0.5848	1.2000e-003	0.1255	6.6000e-004	0.1262	0.0333	6.1000e-004	0.0339		121.3693	121.3693	3.7600e-003	3.5100e-003	122.5104
Total	0.0709	0.0382	0.5848	1.2000e-003	0.1255	6.6000e-004	0.1262	0.0333	6.1000e-004	0.0339		121.3693	121.3693	3.7600e-003	3.5100e-003	122.5104

Item 16.

Coachella EIR Addendum: Existing Conditions - Salton Sea Air Basin, Summer

EMFAC Off-Model Adjustment Factors for Gasoline Light Duty Vehicle to Account for the SAFE Vehicle Rule Not Applied

3.3 Grading - 2022

Mitigated Construction On-Site

	ROG	NOx	CO	SO2	Fugitive PM10	Exhaust PM10	PM10 Total	Fugitive PM2.5	Exhaust PM2.5	PM2.5 Total	Bio- CO2	NBio- CO2	Total CO2	CH4	N2O	CO2e
Category	lb/day										lb/day					
Fugitive Dust					3.1872	0.0000	3.1872	1.5411	0.0000	1.5411			0.0000			0.0000
Off-Road	1.9486	20.8551	15.2727	0.0297		0.9409	0.9409		0.8656	0.8656	0.0000	2,872.046 4	2,872.046 4	0.9289		2,895.268 4
Total	1.9486	20.8551	15.2727	0.0297	3.1872	0.9409	4.1280	1.5411	0.8656	2.4067	0.0000	2,872.046 4	2,872.046 4	0.9289		2,895.268 4

Mitigated Construction Off-Site

	ROG	NOx	CO	SO2	Fugitive PM10	Exhaust PM10	PM10 Total	Fugitive PM2.5	Exhaust PM2.5	PM2.5 Total	Bio- CO2	NBio- CO2	Total CO2	CH4	N2O	CO2e
Category	lb/day										lb/day					
Hauling	0.0000	0.0000	0.0000	0.0000	0.0000	0.0000	0.0000	0.0000	0.0000	0.0000		0.0000	0.0000	0.0000	0.0000	0.0000
Vendor	0.0000	0.0000	0.0000	0.0000	0.0000	0.0000	0.0000	0.0000	0.0000	0.0000		0.0000	0.0000	0.0000	0.0000	0.0000
Worker	0.0709	0.0382	0.5848	1.2000e-003	0.1255	6.6000e-004	0.1262	0.0333	6.1000e-004	0.0339		121.3693	121.3693	3.7600e-003	3.5100e-003	122.5104
Total	0.0709	0.0382	0.5848	1.2000e-003	0.1255	6.6000e-004	0.1262	0.0333	6.1000e-004	0.0339		121.3693	121.3693	3.7600e-003	3.5100e-003	122.5104

Coachella EIR Addendum: Existing Conditions - Salton Sea Air Basin, Summer

EMFAC Off-Model Adjustment Factors for Gasoline Light Duty Vehicle to Account for the SAFE Vehicle Rule Not Applied

3.4 Building Construction - 2022

Unmitigated Construction On-Site

	ROG	NOx	CO	SO2	Fugitive PM10	Exhaust PM10	PM10 Total	Fugitive PM2.5	Exhaust PM2.5	PM2.5 Total	Bio- CO2	NBio- CO2	Total CO2	CH4	N2O	CO2e
Category	lb/day										lb/day					
Off-Road	1.7062	15.6156	16.3634	0.0269		0.8090	0.8090		0.7612	0.7612		2,554.3336	2,554.3336	0.6120		2,569.6322
Total	1.7062	15.6156	16.3634	0.0269		0.8090	0.8090		0.7612	0.7612		2,554.3336	2,554.3336	0.6120		2,569.6322

Unmitigated Construction Off-Site

	ROG	NOx	CO	SO2	Fugitive PM10	Exhaust PM10	PM10 Total	Fugitive PM2.5	Exhaust PM2.5	PM2.5 Total	Bio- CO2	NBio- CO2	Total CO2	CH4	N2O	CO2e
Category	lb/day										lb/day					
Hauling	0.0000	0.0000	0.0000	0.0000	0.0000	0.0000	0.0000	0.0000	0.0000	0.0000		0.0000	0.0000	0.0000	0.0000	0.0000
Vendor	0.0593	1.1567	0.5749	5.0200e-003	0.1658	0.0143	0.1801	0.0478	0.0137	0.0615		528.7452	528.7452	4.4300e-003	0.0746	551.0847
Worker	0.3971	0.2139	3.2748	6.7200e-003	0.7028	3.7100e-003	0.7065	0.1864	3.4200e-003	0.1898		679.6682	679.6682	0.0210	0.0197	686.0582
Total	0.4564	1.3706	3.8497	0.0117	0.8686	0.0180	0.8866	0.2342	0.0171	0.2513		1,208.4134	1,208.4134	0.0255	0.0943	1,237.1429

Item 16.

Coachella EIR Addendum: Existing Conditions - Salton Sea Air Basin, Summer

EMFAC Off-Model Adjustment Factors for Gasoline Light Duty Vehicle to Account for the SAFE Vehicle Rule Not Applied

3.4 Building Construction - 2022

Mitigated Construction On-Site

	ROG	NOx	CO	SO2	Fugitive PM10	Exhaust PM10	PM10 Total	Fugitive PM2.5	Exhaust PM2.5	PM2.5 Total	Bio- CO2	NBio- CO2	Total CO2	CH4	N2O	CO2e
Category	lb/day										lb/day					
Off-Road	1.7062	15.6156	16.3634	0.0269		0.8090	0.8090		0.7612	0.7612	0.0000	2,554.3336	2,554.3336	0.6120		2,569.6322
Total	1.7062	15.6156	16.3634	0.0269		0.8090	0.8090		0.7612	0.7612	0.0000	2,554.3336	2,554.3336	0.6120		2,569.6322

Mitigated Construction Off-Site

	ROG	NOx	CO	SO2	Fugitive PM10	Exhaust PM10	PM10 Total	Fugitive PM2.5	Exhaust PM2.5	PM2.5 Total	Bio- CO2	NBio- CO2	Total CO2	CH4	N2O	CO2e
Category	lb/day										lb/day					
Hauling	0.0000	0.0000	0.0000	0.0000	0.0000	0.0000	0.0000	0.0000	0.0000	0.0000		0.0000	0.0000	0.0000	0.0000	0.0000
Vendor	0.0593	1.1567	0.5749	5.0200e-003	0.1658	0.0143	0.1801	0.0478	0.0137	0.0615		528.7452	528.7452	4.4300e-003	0.0746	551.0847
Worker	0.3971	0.2139	3.2748	6.7200e-003	0.7028	3.7100e-003	0.7065	0.1864	3.4200e-003	0.1898		679.6682	679.6682	0.0210	0.0197	686.0582
Total	0.4564	1.3706	3.8497	0.0117	0.8686	0.0180	0.8866	0.2342	0.0171	0.2513		1,208.4134	1,208.4134	0.0255	0.0943	1,237.1429

Item 16.

Coachella EIR Addendum: Existing Conditions - Salton Sea Air Basin, Summer

EMFAC Off-Model Adjustment Factors for Gasoline Light Duty Vehicle to Account for the SAFE Vehicle Rule Not Applied

3.4 Building Construction - 2023

Unmitigated Construction On-Site

	ROG	NOx	CO	SO2	Fugitive PM10	Exhaust PM10	PM10 Total	Fugitive PM2.5	Exhaust PM2.5	PM2.5 Total	Bio- CO2	NBio- CO2	Total CO2	CH4	N2O	CO2e
Category	lb/day										lb/day					
Off-Road	1.5728	14.3849	16.2440	0.0269		0.6997	0.6997		0.6584	0.6584		2,555.2099	2,555.2099	0.6079		2,570.4061
Total	1.5728	14.3849	16.2440	0.0269		0.6997	0.6997		0.6584	0.6584		2,555.2099	2,555.2099	0.6079		2,570.4061

Unmitigated Construction Off-Site

	ROG	NOx	CO	SO2	Fugitive PM10	Exhaust PM10	PM10 Total	Fugitive PM2.5	Exhaust PM2.5	PM2.5 Total	Bio- CO2	NBio- CO2	Total CO2	CH4	N2O	CO2e
Category	lb/day										lb/day					
Hauling	0.0000	0.0000	0.0000	0.0000	0.0000	0.0000	0.0000	0.0000	0.0000	0.0000		0.0000	0.0000	0.0000	0.0000	0.0000
Vendor	0.0488	0.9533	0.5491	4.8500e-003	0.1658	7.3900e-003	0.1732	0.0478	7.0700e-003	0.0548		510.8860	510.8860	3.9700e-003	0.0716	532.3150
Worker	0.3670	0.1890	2.9887	6.5100e-003	0.7028	3.4700e-003	0.7063	0.1864	3.1900e-003	0.1896		657.4782	657.4782	0.0188	0.0181	663.3498
Total	0.4158	1.1423	3.5377	0.0114	0.8686	0.0109	0.8794	0.2342	0.0103	0.2444		1,168.3643	1,168.3643	0.0228	0.0897	1,195.6648

Item 16.

Coachella EIR Addendum: Existing Conditions - Salton Sea Air Basin, Summer

EMFAC Off-Model Adjustment Factors for Gasoline Light Duty Vehicle to Account for the SAFE Vehicle Rule Not Applied

3.4 Building Construction - 2023

Mitigated Construction On-Site

	ROG	NOx	CO	SO2	Fugitive PM10	Exhaust PM10	PM10 Total	Fugitive PM2.5	Exhaust PM2.5	PM2.5 Total	Bio- CO2	NBio- CO2	Total CO2	CH4	N2O	CO2e
Category	lb/day										lb/day					
Off-Road	1.5728	14.3849	16.2440	0.0269		0.6997	0.6997		0.6584	0.6584	0.0000	2,555.2099	2,555.2099	0.6079		2,570.4061
Total	1.5728	14.3849	16.2440	0.0269		0.6997	0.6997		0.6584	0.6584	0.0000	2,555.2099	2,555.2099	0.6079		2,570.4061

Mitigated Construction Off-Site

	ROG	NOx	CO	SO2	Fugitive PM10	Exhaust PM10	PM10 Total	Fugitive PM2.5	Exhaust PM2.5	PM2.5 Total	Bio- CO2	NBio- CO2	Total CO2	CH4	N2O	CO2e
Category	lb/day										lb/day					
Hauling	0.0000	0.0000	0.0000	0.0000	0.0000	0.0000	0.0000	0.0000	0.0000	0.0000		0.0000	0.0000	0.0000	0.0000	0.0000
Vendor	0.0488	0.9533	0.5491	4.8500e-003	0.1658	7.3900e-003	0.1732	0.0478	7.0700e-003	0.0548		510.8860	510.8860	3.9700e-003	0.0716	532.3150
Worker	0.3670	0.1890	2.9887	6.5100e-003	0.7028	3.4700e-003	0.7063	0.1864	3.1900e-003	0.1896		657.4782	657.4782	0.0188	0.0181	663.3498
Total	0.4158	1.1423	3.5377	0.0114	0.8686	0.0109	0.8794	0.2342	0.0103	0.2444		1,168.3643	1,168.3643	0.0228	0.0897	1,195.6648

Item 16.

Coachella EIR Addendum: Existing Conditions - Salton Sea Air Basin, Summer

EMFAC Off-Model Adjustment Factors for Gasoline Light Duty Vehicle to Account for the SAFE Vehicle Rule Not Applied

3.5 Paving - 2023

Unmitigated Construction On-Site

	ROG	NOx	CO	SO2	Fugitive PM10	Exhaust PM10	PM10 Total	Fugitive PM2.5	Exhaust PM2.5	PM2.5 Total	Bio- CO2	NBio- CO2	Total CO2	CH4	N2O	CO2e
Category	lb/day										lb/day					
Off-Road	1.0327	10.1917	14.5842	0.0228		0.5102	0.5102		0.4694	0.4694		2,207.5841	2,207.5841	0.7140		2,225.4336
Paving	0.0000					0.0000	0.0000		0.0000	0.0000			0.0000			0.0000
Total	1.0327	10.1917	14.5842	0.0228		0.5102	0.5102		0.4694	0.4694		2,207.5841	2,207.5841	0.7140		2,225.4336

Unmitigated Construction Off-Site

	ROG	NOx	CO	SO2	Fugitive PM10	Exhaust PM10	PM10 Total	Fugitive PM2.5	Exhaust PM2.5	PM2.5 Total	Bio- CO2	NBio- CO2	Total CO2	CH4	N2O	CO2e
Category	lb/day										lb/day					
Hauling	0.0000	0.0000	0.0000	0.0000	0.0000	0.0000	0.0000	0.0000	0.0000	0.0000		0.0000	0.0000	0.0000	0.0000	0.0000
Vendor	0.0000	0.0000	0.0000	0.0000	0.0000	0.0000	0.0000	0.0000	0.0000	0.0000		0.0000	0.0000	0.0000	0.0000	0.0000
Worker	0.0655	0.0338	0.5337	1.1600e-003	0.1255	6.2000e-004	0.1261	0.0333	5.7000e-004	0.0339		117.4068	117.4068	3.3600e-003	3.2400e-003	118.4553
Total	0.0655	0.0338	0.5337	1.1600e-003	0.1255	6.2000e-004	0.1261	0.0333	5.7000e-004	0.0339		117.4068	117.4068	3.3600e-003	3.2400e-003	118.4553

Item 16.

Coachella EIR Addendum: Existing Conditions - Salton Sea Air Basin, Summer

EMFAC Off-Model Adjustment Factors for Gasoline Light Duty Vehicle to Account for the SAFE Vehicle Rule Not Applied

3.5 Paving - 2023

Mitigated Construction On-Site

	ROG	NOx	CO	SO2	Fugitive PM10	Exhaust PM10	PM10 Total	Fugitive PM2.5	Exhaust PM2.5	PM2.5 Total	Bio- CO2	NBio- CO2	Total CO2	CH4	N2O	CO2e
Category	lb/day										lb/day					
Off-Road	1.0327	10.1917	14.5842	0.0228		0.5102	0.5102		0.4694	0.4694	0.0000	2,207.584 1	2,207.584 1	0.7140		2,225.433 6
Paving	0.0000					0.0000	0.0000		0.0000	0.0000			0.0000			0.0000
Total	1.0327	10.1917	14.5842	0.0228		0.5102	0.5102		0.4694	0.4694	0.0000	2,207.584 1	2,207.584 1	0.7140		2,225.433 6

Mitigated Construction Off-Site

	ROG	NOx	CO	SO2	Fugitive PM10	Exhaust PM10	PM10 Total	Fugitive PM2.5	Exhaust PM2.5	PM2.5 Total	Bio- CO2	NBio- CO2	Total CO2	CH4	N2O	CO2e
Category	lb/day										lb/day					
Hauling	0.0000	0.0000	0.0000	0.0000	0.0000	0.0000	0.0000	0.0000	0.0000	0.0000		0.0000	0.0000	0.0000	0.0000	0.0000
Vendor	0.0000	0.0000	0.0000	0.0000	0.0000	0.0000	0.0000	0.0000	0.0000	0.0000		0.0000	0.0000	0.0000	0.0000	0.0000
Worker	0.0655	0.0338	0.5337	1.1600e-003	0.1255	6.2000e-004	0.1261	0.0333	5.7000e-004	0.0339		117.4068	117.4068	3.3600e-003	3.2400e-003	118.4553
Total	0.0655	0.0338	0.5337	1.1600e-003	0.1255	6.2000e-004	0.1261	0.0333	5.7000e-004	0.0339		117.4068	117.4068	3.3600e-003	3.2400e-003	118.4553

Item 16.

Coachella EIR Addendum: Existing Conditions - Salton Sea Air Basin, Summer

EMFAC Off-Model Adjustment Factors for Gasoline Light Duty Vehicle to Account for the SAFE Vehicle Rule Not Applied

3.6 Architectural Coating - 2023

Unmitigated Construction On-Site

	ROG	NOx	CO	SO2	Fugitive PM10	Exhaust PM10	PM10 Total	Fugitive PM2.5	Exhaust PM2.5	PM2.5 Total	Bio- CO2	NBio- CO2	Total CO2	CH4	N2O	CO2e
Category	lb/day										lb/day					
Archit. Coating	61.8000					0.0000	0.0000		0.0000	0.0000			0.0000			0.0000
Off-Road	0.1917	1.3030	1.8111	2.9700e-003		0.0708	0.0708		0.0708	0.0708		281.4481	281.4481	0.0168		281.8690
Total	61.9917	1.3030	1.8111	2.9700e-003		0.0708	0.0708		0.0708	0.0708		281.4481	281.4481	0.0168		281.8690

Unmitigated Construction Off-Site

	ROG	NOx	CO	SO2	Fugitive PM10	Exhaust PM10	PM10 Total	Fugitive PM2.5	Exhaust PM2.5	PM2.5 Total	Bio- CO2	NBio- CO2	Total CO2	CH4	N2O	CO2e
Category	lb/day										lb/day					
Hauling	0.0000	0.0000	0.0000	0.0000	0.0000	0.0000	0.0000	0.0000	0.0000	0.0000		0.0000	0.0000	0.0000	0.0000	0.0000
Vendor	0.0000	0.0000	0.0000	0.0000	0.0000	0.0000	0.0000	0.0000	0.0000	0.0000		0.0000	0.0000	0.0000	0.0000	0.0000
Worker	0.0743	0.0383	0.6049	1.3200e-003	0.1422	7.0000e-004	0.1429	0.0377	6.5000e-004	0.0384		133.0611	133.0611	3.8100e-003	3.6700e-003	134.2494
Total	0.0743	0.0383	0.6049	1.3200e-003	0.1422	7.0000e-004	0.1429	0.0377	6.5000e-004	0.0384		133.0611	133.0611	3.8100e-003	3.6700e-003	134.2494

Item 16.

Coachella EIR Addendum: Existing Conditions - Salton Sea Air Basin, Summer

EMFAC Off-Model Adjustment Factors for Gasoline Light Duty Vehicle to Account for the SAFE Vehicle Rule Not Applied

3.6 Architectural Coating - 2023

Mitigated Construction On-Site

	ROG	NOx	CO	SO2	Fugitive PM10	Exhaust PM10	PM10 Total	Fugitive PM2.5	Exhaust PM2.5	PM2.5 Total	Bio- CO2	NBio- CO2	Total CO2	CH4	N2O	CO2e
Category	lb/day										lb/day					
Archit. Coating	61.8000					0.0000	0.0000		0.0000	0.0000			0.0000			0.0000
Off-Road	0.1917	1.3030	1.8111	2.9700e-003		0.0708	0.0708		0.0708	0.0708	0.0000	281.4481	281.4481	0.0168		281.8690
Total	61.9917	1.3030	1.8111	2.9700e-003		0.0708	0.0708		0.0708	0.0708	0.0000	281.4481	281.4481	0.0168		281.8690

Mitigated Construction Off-Site

	ROG	NOx	CO	SO2	Fugitive PM10	Exhaust PM10	PM10 Total	Fugitive PM2.5	Exhaust PM2.5	PM2.5 Total	Bio- CO2	NBio- CO2	Total CO2	CH4	N2O	CO2e
Category	lb/day										lb/day					
Hauling	0.0000	0.0000	0.0000	0.0000	0.0000	0.0000	0.0000	0.0000	0.0000	0.0000		0.0000	0.0000	0.0000	0.0000	0.0000
Vendor	0.0000	0.0000	0.0000	0.0000	0.0000	0.0000	0.0000	0.0000	0.0000	0.0000		0.0000	0.0000	0.0000	0.0000	0.0000
Worker	0.0743	0.0383	0.6049	1.3200e-003	0.1422	7.0000e-004	0.1429	0.0377	6.5000e-004	0.0384		133.0611	133.0611	3.8100e-003	3.6700e-003	134.2494
Total	0.0743	0.0383	0.6049	1.3200e-003	0.1422	7.0000e-004	0.1429	0.0377	6.5000e-004	0.0384		133.0611	133.0611	3.8100e-003	3.6700e-003	134.2494

Coachella EIR Addendum: Existing Conditions - Salton Sea Air Basin, Summer

EMFAC Off-Model Adjustment Factors for Gasoline Light Duty Vehicle to Account for the SAFE Vehicle Rule Not Applied

4.0 Operational Detail - Mobile

4.1 Mitigation Measures Mobile

	ROG	NOx	CO	SO2	Fugitive PM10	Exhaust PM10	PM10 Total	Fugitive PM2.5	Exhaust PM2.5	PM2.5 Total	Bio- CO2	NBio- CO2	Total CO2	CH4	N2O	CO2e
Category	lb/day										lb/day					
Mitigated	4.5687	4.7650	39.7292	0.0846	8.5176	0.0605	8.5782	2.2712	0.0567	2.3279		8,607.390 1	8,607.390 1	0.3952	0.3948	8,734.928 8
Unmitigated	4.5687	4.7650	39.7292	0.0846	8.5176	0.0605	8.5782	2.2712	0.0567	2.3279		8,607.390 1	8,607.390 1	0.3952	0.3948	8,734.928 8

4.2 Trip Summary Information

Land Use	Average Daily Trip Rate			Unmitigated	Mitigated
	Weekday	Saturday	Sunday	Annual VMT	Annual VMT
General Heavy Industry	992.00	1,284.00	1018.00	3,259,432	3,259,432
Total	992.00	1,284.00	1,018.00	3,259,432	3,259,432

4.3 Trip Type Information

Land Use	Miles			Trip %			Trip Purpose %		
	H-W or C-W	H-S or C-C	H-O or C-NW	H-W or C-W	H-S or C-C	H-O or C-NW	Primary	Diverted	Pass-by
General Heavy Industry	12.50	4.20	5.40	59.00	28.00	13.00	92	5	3

4.4 Fleet Mix

Land Use	LDA	LDT1	LDT2	MDV	LHD1	LHD2	MHD	HHD	OBUS	UBUS	MCY	SBUS	MH
General Heavy Industry	0.519370	0.060618	0.186312	0.143152	0.024585	Page 695	0.010773	0.020267	0.000881	0.000230	0.022128	0.000902	0.003872

Item 16.

Coachella EIR Addendum: Existing Conditions - Salton Sea Air Basin, Summer

EMFAC Off-Model Adjustment Factors for Gasoline Light Duty Vehicle to Account for the SAFE Vehicle Rule Not Applied

5.0 Energy Detail

Historical Energy Use: N

5.1 Mitigation Measures Energy

	ROG	NOx	CO	SO2	Fugitive PM10	Exhaust PM10	PM10 Total	Fugitive PM2.5	Exhaust PM2.5	PM2.5 Total	Bio- CO2	NBio- CO2	Total CO2	CH4	N2O	CO2e
Category	lb/day										lb/day					
NaturalGas Mitigated	0.1910	1.7368	1.4589	0.0104		0.1320	0.1320		0.1320	0.1320		2,084.1257	2,084.1257	0.0400	0.0382	2,096.5106
NaturalGas Unmitigated	0.1910	1.7368	1.4589	0.0104		0.1320	0.1320		0.1320	0.1320		2,084.1257	2,084.1257	0.0400	0.0382	2,096.5106

5.2 Energy by Land Use - NaturalGas

Unmitigated

	NaturalGas Use	ROG	NOx	CO	SO2	Fugitive PM10	Exhaust PM10	PM10 Total	Fugitive PM2.5	Exhaust PM2.5	PM2.5 Total	Bio- CO2	NBio- CO2	Total CO2	CH4	N2O	CO2e
Land Use	kBTU/yr	lb/day										lb/day					
General Heavy Industry	17715.1	0.1910	1.7368	1.4589	0.0104		0.1320	0.1320		0.1320	0.1320		2,084.1257	2,084.1257	0.0400	0.0382	2,096.5106
Total		0.1910	1.7368	1.4589	0.0104		0.1320	0.1320		0.1320	0.1320		2,084.1257	2,084.1257	0.0400	0.0382	2,096.5106

Coachella EIR Addendum: Existing Conditions - Salton Sea Air Basin, Summer

EMFAC Off-Model Adjustment Factors for Gasoline Light Duty Vehicle to Account for the SAFE Vehicle Rule Not Applied

5.2 Energy by Land Use - Natural Gas

Mitigated

	Natural Gas Use	ROG	NOx	CO	SO2	Fugitive PM10	Exhaust PM10	PM10 Total	Fugitive PM2.5	Exhaust PM2.5	PM2.5 Total	Bio- CO2	NBio- CO2	Total CO2	CH4	N2O	CO2e
Land Use	kBTU/yr	lb/day										lb/day					
General Heavy Industry	17.7151	0.1910	1.7368	1.4589	0.0104		0.1320	0.1320		0.1320	0.1320		2,084.1257	2,084.1257	0.0400	0.0382	2,096.5106
Total		0.1910	1.7368	1.4589	0.0104		0.1320	0.1320		0.1320	0.1320		2,084.1257	2,084.1257	0.0400	0.0382	2,096.5106

6.0 Area Detail

6.1 Mitigation Measures Area

	ROG	NOx	CO	SO2	Fugitive PM10	Exhaust PM10	PM10 Total	Fugitive PM2.5	Exhaust PM2.5	PM2.5 Total	Bio- CO2	NBio- CO2	Total CO2	CH4	N2O	CO2e
Category	lb/day										lb/day					
Mitigated	5.0438	1.8000e-004	0.0204	0.0000		7.0000e-005	7.0000e-005		7.0000e-005	7.0000e-005		0.0438	0.0438	1.1000e-004		0.0466
Unmitigated	5.0438	1.8000e-004	0.0204	0.0000		7.0000e-005	7.0000e-005		7.0000e-005	7.0000e-005		0.0438	0.0438	1.1000e-004		0.0466

Item 16.

Coachella EIR Addendum: Existing Conditions - Salton Sea Air Basin, Summer

EMFAC Off-Model Adjustment Factors for Gasoline Light Duty Vehicle to Account for the SAFE Vehicle Rule Not Applied

6.2 Area by SubCategory

Unmitigated

	ROG	NOx	CO	SO2	Fugitive PM10	Exhaust PM10	PM10 Total	Fugitive PM2.5	Exhaust PM2.5	PM2.5 Total	Bio- CO2	NBio- CO2	Total CO2	CH4	N2O	CO2e
SubCategory	lb/day										lb/day					
Architectural Coating	0.7619					0.0000	0.0000		0.0000	0.0000			0.0000			0.0000
Consumer Products	4.2800					0.0000	0.0000		0.0000	0.0000			0.0000			0.0000
Landscaping	1.8800e-003	1.8000e-004	0.0204	0.0000		7.0000e-005	7.0000e-005		7.0000e-005	7.0000e-005		0.0438	0.0438	1.1000e-004		0.0466
Total	5.0438	1.8000e-004	0.0204	0.0000		7.0000e-005	7.0000e-005		7.0000e-005	7.0000e-005		0.0438	0.0438	1.1000e-004		0.0466

Coachella EIR Addendum: Existing Conditions - Salton Sea Air Basin, Summer

EMFAC Off-Model Adjustment Factors for Gasoline Light Duty Vehicle to Account for the SAFE Vehicle Rule Not Applied

6.2 Area by SubCategory

Mitigated

	ROG	NOx	CO	SO2	Fugitive PM10	Exhaust PM10	PM10 Total	Fugitive PM2.5	Exhaust PM2.5	PM2.5 Total	Bio- CO2	NBio- CO2	Total CO2	CH4	N2O	CO2e
SubCategory	lb/day										lb/day					
Architectural Coating	0.7619					0.0000	0.0000		0.0000	0.0000			0.0000			0.0000
Consumer Products	4.2800					0.0000	0.0000		0.0000	0.0000			0.0000			0.0000
Landscaping	1.8800e-003	1.8000e-004	0.0204	0.0000		7.0000e-005	7.0000e-005		7.0000e-005	7.0000e-005		0.0438	0.0438	1.1000e-004		0.0466
Total	5.0438	1.8000e-004	0.0204	0.0000		7.0000e-005	7.0000e-005		7.0000e-005	7.0000e-005		0.0438	0.0438	1.1000e-004		0.0466

7.0 Water Detail

7.1 Mitigation Measures Water

EMFAC Off-Model Adjustment Factors for Gasoline Light Duty Vehicle to Account for the SAFE Vehicle Rule Not Applied

8.0 Waste Detail

8.1 Mitigation Measures Waste

9.0 Operational Offroad

Equipment Type	Number	Hours/Day	Days/Year	Horse Power	Load Factor	Fuel Type
----------------	--------	-----------	-----------	-------------	-------------	-----------

10.0 Stationary Equipment

Fire Pumps and Emergency Generators

Equipment Type	Number	Hours/Day	Hours/Year	Horse Power	Load Factor	Fuel Type
----------------	--------	-----------	------------	-------------	-------------	-----------

Boilers

Equipment Type	Number	Heat Input/Day	Heat Input/Year	Boiler Rating	Fuel Type
----------------	--------	----------------	-----------------	---------------	-----------

User Defined Equipment

Equipment Type	Number
----------------	--------

11.0 Vegetation

Coachella EIR Addendum: Existing Conditions - Salton Sea Air Basin, Winter

EMFAC Off-Model Adjustment Factors for Gasoline Light Duty Vehicle to Account for the SAFE Vehicle Rule Not Applied

**Coachella EIR Addendum: Existing Conditions
Salton Sea Air Basin, Winter**

1.0 Project Characteristics

1.1 Land Usage

Land Uses	Size	Metric	Lot Acreage	Floor Surface Area	Population
General Heavy Industry	200.00	1000sqft	7.80	200,000.00	0

1.2 Other Project Characteristics

Urbanization	Urban	Wind Speed (m/s)	3.4	Precipitation Freq (Days)	20
Climate Zone	10			Operational Year	2025
Utility Company	Imperial Irrigation District				
CO2 Intensity (lb/MW hr)	189.98	CH4 Intensity (lb/MW hr)	0.033	N2O Intensity (lb/MW hr)	0.004

1.3 User Entered Comments & Non-Default Data

Project Characteristics - Assumes 1.5 year buildout - 200,000 SF industrial use

Land Use - Assumes buildout of 200,000 SF industrial use.

Construction Phase - Assumes paving and arch coating will occur concurrently with building construction.

On-road Fugitive Dust - All roadways accessing the site are paved.

Vehicle Trips - Assumes trip generation rate for light industrial - heavy industrial assumes multiple light industrial uses less than 50,000 SF.

Road Dust - All roadways will be paved.

Construction Off-road Equipment Mitigation - Assumes adherence to standard dust control measures per SCAQMD Rule 403.1

Table Name	Column Name	Default Value	New Value
tblConstructionPhase	NumDays	20.00	45.00
tblConstructionPhase	NumDays	20.00	30.00
tblConstructionPhase	PhaseEndDate	Page 701	9/1/2023

Coachella EIR Addendum: Existing Conditions - Salton Sea Air Basin, Winter

EMFAC Off-Model Adjustment Factors for Gasoline Light Duty Vehicle to Account for the SAFE Vehicle Rule Not Applied

tblConstructionPhase	PhaseEndDate	9/8/2023	2/10/2023
tblConstructionPhase	PhaseStartDate	9/9/2023	7/1/2023
tblConstructionPhase	PhaseStartDate	8/12/2023	1/1/2023
tblLandUse	LotAcreage	4.59	7.80
tblOnRoadDust	HaulingPercentPave	50.00	100.00
tblOnRoadDust	HaulingPercentPave	50.00	100.00
tblOnRoadDust	HaulingPercentPave	50.00	100.00
tblOnRoadDust	HaulingPercentPave	50.00	100.00
tblOnRoadDust	HaulingPercentPave	50.00	100.00
tblOnRoadDust	VendorPercentPave	50.00	100.00
tblOnRoadDust	VendorPercentPave	50.00	100.00
tblOnRoadDust	VendorPercentPave	50.00	100.00
tblOnRoadDust	VendorPercentPave	50.00	100.00
tblOnRoadDust	VendorPercentPave	50.00	100.00
tblOnRoadDust	WorkerPercentPave	50.00	100.00
tblOnRoadDust	WorkerPercentPave	50.00	100.00
tblOnRoadDust	WorkerPercentPave	50.00	100.00
tblOnRoadDust	WorkerPercentPave	50.00	100.00
tblOnRoadDust	WorkerPercentPave	50.00	100.00
tblRoadDust	RoadPercentPave	50	100
tblVehicleTrips	WD_TR	3.93	4.96

2.0 Emissions Summary

Coachella EIR Addendum: Existing Conditions - Salton Sea Air Basin, Winter

EMFAC Off-Model Adjustment Factors for Gasoline Light Duty Vehicle to Account for the SAFE Vehicle Rule Not Applied

2.1 Overall Construction (Maximum Daily Emission)

Unmitigated Construction

	ROG	NOx	CO	SO2	Fugitive PM10	Exhaust PM10	PM10 Total	Fugitive PM2.5	Exhaust PM2.5	PM2.5 Total	Bio- CO2	NBio- CO2	Total CO2	CH4	N2O	CO2e
Year	lb/day										lb/day					
2022	3.2348	33.1307	20.1969	0.0393	19.8076	1.6134	21.4210	10.1424	1.4843	11.6267	0.0000	3,810.1377	3,810.1377	1.1966	0.0949	3,841.3259
2023	63.9459	25.8410	33.9126	0.0611	1.0108	1.2214	2.2155	0.2719	1.1387	1.4061	0.0000	5,936.0224	5,936.0224	1.3478	0.0941	5,997.6220
Maximum	63.9459	33.1307	33.9126	0.0611	19.8076	1.6134	21.4210	10.1424	1.4843	11.6267	0.0000	5,936.0224	5,936.0224	1.3478	0.0949	5,997.6220

Mitigated Construction

	ROG	NOx	CO	SO2	Fugitive PM10	Exhaust PM10	PM10 Total	Fugitive PM2.5	Exhaust PM2.5	PM2.5 Total	Bio- CO2	NBio- CO2	Total CO2	CH4	N2O	CO2e
Year	lb/day										lb/day					
2022	3.2348	33.1307	20.1969	0.0393	8.9963	1.6134	10.6096	4.5861	1.4843	6.0704	0.0000	3,810.1376	3,810.1376	1.1966	0.0949	3,841.3259
2023	63.9459	25.8410	33.9126	0.0611	1.0108	1.2214	2.2155	0.2719	1.1387	1.4061	0.0000	5,936.0224	5,936.0224	1.3478	0.0941	5,997.6220
Maximum	63.9459	33.1307	33.9126	0.0611	8.9963	1.6134	10.6096	4.5861	1.4843	6.0704	0.0000	5,936.0224	5,936.0224	1.3478	0.0949	5,997.6220

Coachella EIR Addendum: Existing Conditions - Salton Sea Air Basin, Winter

Item 16.

EMFAC Off-Model Adjustment Factors for Gasoline Light Duty Vehicle to Account for the SAFE Vehicle Rule Not Applied

	ROG	NOx	CO	SO2	Fugitive PM10	Exhaust PM10	PM10 Total	Fugitive PM2.5	Exhaust PM2.5	PM2.5 Total	Bio- CO2	NBio-CO2	Total CO2	CH4	N2O	CO2e
Percent Reduction	0.00	0.00	0.00	0.00	51.93	0.00	45.74	53.35	0.00	42.63	0.00	0.00	0.00	0.00	0.00	0.00

Item 16.

Coachella EIR Addendum: Existing Conditions - Salton Sea Air Basin, Winter

EMFAC Off-Model Adjustment Factors for Gasoline Light Duty Vehicle to Account for the SAFE Vehicle Rule Not Applied

2.2 Overall Operational

Unmitigated Operational

	ROG	NOx	CO	SO2	Fugitive PM10	Exhaust PM10	PM10 Total	Fugitive PM2.5	Exhaust PM2.5	PM2.5 Total	Bio- CO2	NBio- CO2	Total CO2	CH4	N2O	CO2e
Category	lb/day										lb/day					
Area	5.0438	1.8000e-004	0.0204	0.0000		7.0000e-005	7.0000e-005		7.0000e-005	7.0000e-005		0.0438	0.0438	1.1000e-004		0.0466
Energy	0.1910	1.7368	1.4589	0.0104		0.1320	0.1320		0.1320	0.1320		2,084.1257	2,084.1257	0.0400	0.0382	2,096.5106
Mobile	3.1013	5.1656	31.8750	0.0749	8.5176	0.0606	8.5782	2.2712	0.0568	2.3280		7,634.0452	7,634.0452	0.4070	0.4030	7,764.3081
Total	8.3362	6.9026	33.3543	0.0854	8.5176	0.1927	8.7103	2.2712	0.1888	2.4600		9,718.2147	9,718.2147	0.4471	0.4412	9,860.8653

Mitigated Operational

	ROG	NOx	CO	SO2	Fugitive PM10	Exhaust PM10	PM10 Total	Fugitive PM2.5	Exhaust PM2.5	PM2.5 Total	Bio- CO2	NBio- CO2	Total CO2	CH4	N2O	CO2e
Category	lb/day										lb/day					
Area	5.0438	1.8000e-004	0.0204	0.0000		7.0000e-005	7.0000e-005		7.0000e-005	7.0000e-005		0.0438	0.0438	1.1000e-004		0.0466
Energy	0.1910	1.7368	1.4589	0.0104		0.1320	0.1320		0.1320	0.1320		2,084.1257	2,084.1257	0.0400	0.0382	2,096.5106
Mobile	3.1013	5.1656	31.8750	0.0749	8.5176	0.0606	8.5782	2.2712	0.0568	2.3280		7,634.0452	7,634.0452	0.4070	0.4030	7,764.3081
Total	8.3362	6.9026	33.3543	0.0854	8.5176	0.1927	8.7103	2.2712	0.1888	2.4600		9,718.2147	9,718.2147	0.4471	0.4412	9,860.8653

Item 16.

Coachella EIR Addendum: Existing Conditions - Salton Sea Air Basin, Winter

EMFAC Off-Model Adjustment Factors for Gasoline Light Duty Vehicle to Account for the SAFE Vehicle Rule Not Applied

	ROG	NOx	CO	SO2	Fugitive PM10	Exhaust PM10	PM10 Total	Fugitive PM2.5	Exhaust PM2.5	PM2.5 Total	Bio- CO2	NBio-CO2	Total CO2	CH4	N2O	CO2e
Percent Reduction	0.00	0.00	0.00	0.00	0.00	0.00	0.00	0.00	0.00	0.00	0.00	0.00	0.00	0.00	0.00	0.00

3.0 Construction Detail

Construction Phase

Phase Number	Phase Name	Phase Type	Start Date	End Date	Num Days Week	Num Days	Phase Description
1	Site Preparation	Site Preparation	8/13/2022	8/26/2022	5	10	
2	Grading	Grading	8/27/2022	9/23/2022	5	20	
3	Building Construction	Building Construction	9/24/2022	8/11/2023	5	230	
4	Paving	Paving	1/1/2023	2/10/2023	5	30	
5	Architectural Coating	Architectural Coating	7/1/2023	9/1/2023	5	45	

Acres of Grading (Site Preparation Phase): 15

Acres of Grading (Grading Phase): 20

Acres of Paving: 0

Residential Indoor: 0; Residential Outdoor: 0; Non-Residential Indoor: 300,000; Non-Residential Outdoor: 100,000; Striped Parking Area: 0 (Architectural Coating – sqft)

OffRoad Equipment

Phase Name	Offroad Equipment Type	Amount	Usage Hours	Horse Power	Load Factor
Architectural Coating	Air Compressors	1	6.00	78	0.48
Building Construction	Cranes	1	7.00	231	0.29
Grading	Excavators	1	8.00	158	0.38
Building Construction	Forklifts	3	8.00	89	0.20
Building Construction	Generator Sets	1	8.00	84	0.74
Grading	Graders		8.00	187	0.41

Item 16.

Coachella EIR Addendum: Existing Conditions - Salton Sea Air Basin, Winter

EMFAC Off-Model Adjustment Factors for Gasoline Light Duty Vehicle to Account for the SAFE Vehicle Rule Not Applied

Paving	Pavers	2	8.00	130	0.42
Paving	Paving Equipment	2	8.00	132	0.36
Paving	Rollers	2	8.00	80	0.38
Grading	Rubber Tired Dozers	1	8.00	247	0.40
Site Preparation	Rubber Tired Dozers	3	8.00	247	0.40
Building Construction	Tractors/Loaders/Backhoes	3	7.00	97	0.37
Grading	Tractors/Loaders/Backhoes	3	8.00	97	0.37
Site Preparation	Tractors/Loaders/Backhoes	4	8.00	97	0.37
Building Construction	Welders	1	8.00	46	0.45

Trips and VMT

Phase Name	Offroad Equipment Count	Worker Trip Number	Vendor Trip Number	Hauling Trip Number	Worker Trip Length	Vendor Trip Length	Hauling Trip Length	Worker Vehicle Class	Vendor Vehicle Class	Hauling Vehicle Class
Site Preparation	7	18.00	0.00	0.00	11.00	5.40	20.00	LD_Mix	HDT_Mix	HHDT
Grading	6	15.00	0.00	0.00	11.00	5.40	20.00	LD_Mix	HDT_Mix	HHDT
Building Construction	9	84.00	33.00	0.00	11.00	5.40	20.00	LD_Mix	HDT_Mix	HHDT
Paving	6	15.00	0.00	0.00	11.00	5.40	20.00	LD_Mix	HDT_Mix	HHDT
Architectural Coating	1	17.00	0.00	0.00	11.00	5.40	20.00	LD_Mix	HDT_Mix	HHDT

3.1 Mitigation Measures Construction

Use Soil Stabilizer

Water Exposed Area

Item 16.

Coachella EIR Addendum: Existing Conditions - Salton Sea Air Basin, Winter

EMFAC Off-Model Adjustment Factors for Gasoline Light Duty Vehicle to Account for the SAFE Vehicle Rule Not Applied

3.2 Site Preparation - 2022

Unmitigated Construction On-Site

	ROG	NOx	CO	SO2	Fugitive PM10	Exhaust PM10	PM10 Total	Fugitive PM2.5	Exhaust PM2.5	PM2.5 Total	Bio- CO2	NBio- CO2	Total CO2	CH4	N2O	CO2e
Category	lb/day										lb/day					
Fugitive Dust					19.6570	0.0000	19.6570	10.1025	0.0000	10.1025			0.0000			0.0000
Off-Road	3.1701	33.0835	19.6978	0.0380		1.6126	1.6126		1.4836	1.4836		3,686.0619	3,686.0619	1.1922		3,715.8655
Total	3.1701	33.0835	19.6978	0.0380	19.6570	1.6126	21.2696	10.1025	1.4836	11.5860		3,686.0619	3,686.0619	1.1922		3,715.8655

Unmitigated Construction Off-Site

	ROG	NOx	CO	SO2	Fugitive PM10	Exhaust PM10	PM10 Total	Fugitive PM2.5	Exhaust PM2.5	PM2.5 Total	Bio- CO2	NBio- CO2	Total CO2	CH4	N2O	CO2e
Category	lb/day										lb/day					
Hauling	0.0000	0.0000	0.0000	0.0000	0.0000	0.0000	0.0000	0.0000	0.0000	0.0000		0.0000	0.0000	0.0000	0.0000	0.0000
Vendor	0.0000	0.0000	0.0000	0.0000	0.0000	0.0000	0.0000	0.0000	0.0000	0.0000		0.0000	0.0000	0.0000	0.0000	0.0000
Worker	0.0646	0.0471	0.4991	1.2300e-003	0.1506	7.9000e-004	0.1514	0.0400	7.3000e-004	0.0407		124.0758	124.0758	4.4700e-003	4.2700e-003	125.4604
Total	0.0646	0.0471	0.4991	1.2300e-003	0.1506	7.9000e-004	0.1514	0.0400	7.3000e-004	0.0407		124.0758	124.0758	4.4700e-003	4.2700e-003	125.4604

Item 16.

Coachella EIR Addendum: Existing Conditions - Salton Sea Air Basin, Winter

EMFAC Off-Model Adjustment Factors for Gasoline Light Duty Vehicle to Account for the SAFE Vehicle Rule Not Applied

3.2 Site Preparation - 2022

Mitigated Construction On-Site

	ROG	NOx	CO	SO2	Fugitive PM10	Exhaust PM10	PM10 Total	Fugitive PM2.5	Exhaust PM2.5	PM2.5 Total	Bio- CO2	NBio- CO2	Total CO2	CH4	N2O	CO2e
Category	lb/day										lb/day					
Fugitive Dust					8.8457	0.0000	8.8457	4.5461	0.0000	4.5461			0.0000			0.0000
Off-Road	3.1701	33.0835	19.6978	0.0380		1.6126	1.6126		1.4836	1.4836	0.0000	3,686.0619	3,686.0619	1.1922		3,715.8655
Total	3.1701	33.0835	19.6978	0.0380	8.8457	1.6126	10.4582	4.5461	1.4836	6.0297	0.0000	3,686.0619	3,686.0619	1.1922		3,715.8655

Mitigated Construction Off-Site

	ROG	NOx	CO	SO2	Fugitive PM10	Exhaust PM10	PM10 Total	Fugitive PM2.5	Exhaust PM2.5	PM2.5 Total	Bio- CO2	NBio- CO2	Total CO2	CH4	N2O	CO2e
Category	lb/day										lb/day					
Hauling	0.0000	0.0000	0.0000	0.0000	0.0000	0.0000	0.0000	0.0000	0.0000	0.0000		0.0000	0.0000	0.0000	0.0000	0.0000
Vendor	0.0000	0.0000	0.0000	0.0000	0.0000	0.0000	0.0000	0.0000	0.0000	0.0000		0.0000	0.0000	0.0000	0.0000	0.0000
Worker	0.0646	0.0471	0.4991	1.2300e-003	0.1506	7.9000e-004	0.1514	0.0400	7.3000e-004	0.0407		124.0758	124.0758	4.4700e-003	4.2700e-003	125.4604
Total	0.0646	0.0471	0.4991	1.2300e-003	0.1506	7.9000e-004	0.1514	0.0400	7.3000e-004	0.0407		124.0758	124.0758	4.4700e-003	4.2700e-003	125.4604

Item 16.

Coachella EIR Addendum: Existing Conditions - Salton Sea Air Basin, Winter

EMFAC Off-Model Adjustment Factors for Gasoline Light Duty Vehicle to Account for the SAFE Vehicle Rule Not Applied

3.3 Grading - 2022

Unmitigated Construction On-Site

	ROG	NOx	CO	SO2	Fugitive PM10	Exhaust PM10	PM10 Total	Fugitive PM2.5	Exhaust PM2.5	PM2.5 Total	Bio- CO2	NBio- CO2	Total CO2	CH4	N2O	CO2e
Category	lb/day										lb/day					
Fugitive Dust					7.0826	0.0000	7.0826	3.4247	0.0000	3.4247			0.0000			0.0000
Off-Road	1.9486	20.8551	15.2727	0.0297		0.9409	0.9409		0.8656	0.8656		2,872.0464	2,872.0464	0.9289		2,895.2684
Total	1.9486	20.8551	15.2727	0.0297	7.0826	0.9409	8.0234	3.4247	0.8656	4.2903		2,872.0464	2,872.0464	0.9289		2,895.2684

Unmitigated Construction Off-Site

	ROG	NOx	CO	SO2	Fugitive PM10	Exhaust PM10	PM10 Total	Fugitive PM2.5	Exhaust PM2.5	PM2.5 Total	Bio- CO2	NBio- CO2	Total CO2	CH4	N2O	CO2e
Category	lb/day										lb/day					
Hauling	0.0000	0.0000	0.0000	0.0000	0.0000	0.0000	0.0000	0.0000	0.0000	0.0000		0.0000	0.0000	0.0000	0.0000	0.0000
Vendor	0.0000	0.0000	0.0000	0.0000	0.0000	0.0000	0.0000	0.0000	0.0000	0.0000		0.0000	0.0000	0.0000	0.0000	0.0000
Worker	0.0539	0.0393	0.4159	1.0200e-003	0.1255	6.6000e-004	0.1262	0.0333	6.1000e-004	0.0339		103.3965	103.3965	3.7300e-003	3.5600e-003	104.5503
Total	0.0539	0.0393	0.4159	1.0200e-003	0.1255	6.6000e-004	0.1262	0.0333	6.1000e-004	0.0339		103.3965	103.3965	3.7300e-003	3.5600e-003	104.5503

Item 16.

Coachella EIR Addendum: Existing Conditions - Salton Sea Air Basin, Winter

EMFAC Off-Model Adjustment Factors for Gasoline Light Duty Vehicle to Account for the SAFE Vehicle Rule Not Applied

3.3 Grading - 2022

Mitigated Construction On-Site

	ROG	NOx	CO	SO2	Fugitive PM10	Exhaust PM10	PM10 Total	Fugitive PM2.5	Exhaust PM2.5	PM2.5 Total	Bio- CO2	NBio- CO2	Total CO2	CH4	N2O	CO2e
Category	lb/day										lb/day					
Fugitive Dust					3.1872	0.0000	3.1872	1.5411	0.0000	1.5411			0.0000			0.0000
Off-Road	1.9486	20.8551	15.2727	0.0297		0.9409	0.9409		0.8656	0.8656	0.0000	2,872.046 4	2,872.046 4	0.9289		2,895.268 4
Total	1.9486	20.8551	15.2727	0.0297	3.1872	0.9409	4.1280	1.5411	0.8656	2.4067	0.0000	2,872.046 4	2,872.046 4	0.9289		2,895.268 4

Mitigated Construction Off-Site

	ROG	NOx	CO	SO2	Fugitive PM10	Exhaust PM10	PM10 Total	Fugitive PM2.5	Exhaust PM2.5	PM2.5 Total	Bio- CO2	NBio- CO2	Total CO2	CH4	N2O	CO2e
Category	lb/day										lb/day					
Hauling	0.0000	0.0000	0.0000	0.0000	0.0000	0.0000	0.0000	0.0000	0.0000	0.0000		0.0000	0.0000	0.0000	0.0000	0.0000
Vendor	0.0000	0.0000	0.0000	0.0000	0.0000	0.0000	0.0000	0.0000	0.0000	0.0000		0.0000	0.0000	0.0000	0.0000	0.0000
Worker	0.0539	0.0393	0.4159	1.0200e-003	0.1255	6.6000e-004	0.1262	0.0333	6.1000e-004	0.0339		103.3965	103.3965	3.7300e-003	3.5600e-003	104.5503
Total	0.0539	0.0393	0.4159	1.0200e-003	0.1255	6.6000e-004	0.1262	0.0333	6.1000e-004	0.0339		103.3965	103.3965	3.7300e-003	3.5600e-003	104.5503

Item 16.

Coachella EIR Addendum: Existing Conditions - Salton Sea Air Basin, Winter

EMFAC Off-Model Adjustment Factors for Gasoline Light Duty Vehicle to Account for the SAFE Vehicle Rule Not Applied

3.4 Building Construction - 2022

Unmitigated Construction On-Site

	ROG	NOx	CO	SO2	Fugitive PM10	Exhaust PM10	PM10 Total	Fugitive PM2.5	Exhaust PM2.5	PM2.5 Total	Bio- CO2	NBio- CO2	Total CO2	CH4	N2O	CO2e
Category	lb/day										lb/day					
Off-Road	1.7062	15.6156	16.3634	0.0269		0.8090	0.8090		0.7612	0.7612		2,554.3336	2,554.3336	0.6120		2,569.6322
Total	1.7062	15.6156	16.3634	0.0269		0.8090	0.8090		0.7612	0.7612		2,554.3336	2,554.3336	0.6120		2,569.6322

Unmitigated Construction Off-Site

	ROG	NOx	CO	SO2	Fugitive PM10	Exhaust PM10	PM10 Total	Fugitive PM2.5	Exhaust PM2.5	PM2.5 Total	Bio- CO2	NBio- CO2	Total CO2	CH4	N2O	CO2e
Category	lb/day										lb/day					
Hauling	0.0000	0.0000	0.0000	0.0000	0.0000	0.0000	0.0000	0.0000	0.0000	0.0000		0.0000	0.0000	0.0000	0.0000	0.0000
Vendor	0.0556	1.2501	0.5995	5.0300e-003	0.1658	0.0144	0.1802	0.0478	0.0138	0.0615		529.7607	529.7607	4.3100e-003	0.0749	552.1948
Worker	0.3017	0.2200	2.3292	5.7300e-003	0.7028	3.7100e-003	0.7065	0.1864	3.4200e-003	0.1898		579.0203	579.0203	0.0209	0.0199	585.4817
Total	0.3573	1.4701	2.9287	0.0108	0.8686	0.0181	0.8867	0.2342	0.0172	0.2514		1,108.7810	1,108.7810	0.0252	0.0949	1,137.6765

Item 16.

Coachella EIR Addendum: Existing Conditions - Salton Sea Air Basin, Winter

EMFAC Off-Model Adjustment Factors for Gasoline Light Duty Vehicle to Account for the SAFE Vehicle Rule Not Applied

3.4 Building Construction - 2022

Mitigated Construction On-Site

	ROG	NOx	CO	SO2	Fugitive PM10	Exhaust PM10	PM10 Total	Fugitive PM2.5	Exhaust PM2.5	PM2.5 Total	Bio- CO2	NBio- CO2	Total CO2	CH4	N2O	CO2e
Category	lb/day										lb/day					
Off-Road	1.7062	15.6156	16.3634	0.0269		0.8090	0.8090		0.7612	0.7612	0.0000	2,554.3336	2,554.3336	0.6120		2,569.6322
Total	1.7062	15.6156	16.3634	0.0269		0.8090	0.8090		0.7612	0.7612	0.0000	2,554.3336	2,554.3336	0.6120		2,569.6322

Mitigated Construction Off-Site

	ROG	NOx	CO	SO2	Fugitive PM10	Exhaust PM10	PM10 Total	Fugitive PM2.5	Exhaust PM2.5	PM2.5 Total	Bio- CO2	NBio- CO2	Total CO2	CH4	N2O	CO2e
Category	lb/day										lb/day					
Hauling	0.0000	0.0000	0.0000	0.0000	0.0000	0.0000	0.0000	0.0000	0.0000	0.0000		0.0000	0.0000	0.0000	0.0000	0.0000
Vendor	0.0556	1.2501	0.5995	5.0300e-003	0.1658	0.0144	0.1802	0.0478	0.0138	0.0615		529.7607	529.7607	4.3100e-003	0.0749	552.1948
Worker	0.3017	0.2200	2.3292	5.7300e-003	0.7028	3.7100e-003	0.7065	0.1864	3.4200e-003	0.1898		579.0203	579.0203	0.0209	0.0199	585.4817
Total	0.3573	1.4701	2.9287	0.0108	0.8686	0.0181	0.8867	0.2342	0.0172	0.2514		1,108.7810	1,108.7810	0.0252	0.0949	1,137.6765

Coachella EIR Addendum: Existing Conditions - Salton Sea Air Basin, Winter

EMFAC Off-Model Adjustment Factors for Gasoline Light Duty Vehicle to Account for the SAFE Vehicle Rule Not Applied

3.4 Building Construction - 2023

Unmitigated Construction On-Site

	ROG	NOx	CO	SO2	Fugitive PM10	Exhaust PM10	PM10 Total	Fugitive PM2.5	Exhaust PM2.5	PM2.5 Total	Bio- CO2	NBio- CO2	Total CO2	CH4	N2O	CO2e
Category	lb/day										lb/day					
Off-Road	1.5728	14.3849	16.2440	0.0269		0.6997	0.6997		0.6584	0.6584		2,555.2099	2,555.2099	0.6079		2,570.4061
Total	1.5728	14.3849	16.2440	0.0269		0.6997	0.6997		0.6584	0.6584		2,555.2099	2,555.2099	0.6079		2,570.4061

Unmitigated Construction Off-Site

	ROG	NOx	CO	SO2	Fugitive PM10	Exhaust PM10	PM10 Total	Fugitive PM2.5	Exhaust PM2.5	PM2.5 Total	Bio- CO2	NBio- CO2	Total CO2	CH4	N2O	CO2e
Category	lb/day										lb/day					
Hauling	0.0000	0.0000	0.0000	0.0000	0.0000	0.0000	0.0000	0.0000	0.0000	0.0000		0.0000	0.0000	0.0000	0.0000	0.0000
Vendor	0.0447	1.0357	0.5704	4.8600e-003	0.1658	7.4300e-003	0.1732	0.0478	7.1100e-003	0.0549		512.7462	512.7462	3.8300e-003	0.0720	534.3043
Worker	0.2801	0.1941	2.1331	5.5400e-003	0.7028	3.4700e-003	0.7063	0.1864	3.1900e-003	0.1896		560.4091	560.4091	0.0188	0.0183	566.3450
Total	0.3248	1.2298	2.7034	0.0104	0.8686	0.0109	0.8795	0.2342	0.0103	0.2445		1,073.1553	1,073.1553	0.0226	0.0904	1,100.6493

Item 16.

Coachella EIR Addendum: Existing Conditions - Salton Sea Air Basin, Winter

EMFAC Off-Model Adjustment Factors for Gasoline Light Duty Vehicle to Account for the SAFE Vehicle Rule Not Applied

3.4 Building Construction - 2023

Mitigated Construction On-Site

	ROG	NOx	CO	SO2	Fugitive PM10	Exhaust PM10	PM10 Total	Fugitive PM2.5	Exhaust PM2.5	PM2.5 Total	Bio- CO2	NBio- CO2	Total CO2	CH4	N2O	CO2e
Category	lb/day										lb/day					
Off-Road	1.5728	14.3849	16.2440	0.0269		0.6997	0.6997		0.6584	0.6584	0.0000	2,555.2099	2,555.2099	0.6079		2,570.4061
Total	1.5728	14.3849	16.2440	0.0269		0.6997	0.6997		0.6584	0.6584	0.0000	2,555.2099	2,555.2099	0.6079		2,570.4061

Mitigated Construction Off-Site

	ROG	NOx	CO	SO2	Fugitive PM10	Exhaust PM10	PM10 Total	Fugitive PM2.5	Exhaust PM2.5	PM2.5 Total	Bio- CO2	NBio- CO2	Total CO2	CH4	N2O	CO2e
Category	lb/day										lb/day					
Hauling	0.0000	0.0000	0.0000	0.0000	0.0000	0.0000	0.0000	0.0000	0.0000	0.0000		0.0000	0.0000	0.0000	0.0000	0.0000
Vendor	0.0447	1.0357	0.5704	4.8600e-003	0.1658	7.4300e-003	0.1732	0.0478	7.1100e-003	0.0549		512.7462	512.7462	3.8300e-003	0.0720	534.3043
Worker	0.2801	0.1941	2.1331	5.5400e-003	0.7028	3.4700e-003	0.7063	0.1864	3.1900e-003	0.1896		560.4091	560.4091	0.0188	0.0183	566.3450
Total	0.3248	1.2298	2.7034	0.0104	0.8686	0.0109	0.8795	0.2342	0.0103	0.2445		1,073.1553	1,073.1553	0.0226	0.0904	1,100.6493

Item 16.

Coachella EIR Addendum: Existing Conditions - Salton Sea Air Basin, Winter

EMFAC Off-Model Adjustment Factors for Gasoline Light Duty Vehicle to Account for the SAFE Vehicle Rule Not Applied

3.5 Paving - 2023

Unmitigated Construction On-Site

	ROG	NOx	CO	SO2	Fugitive PM10	Exhaust PM10	PM10 Total	Fugitive PM2.5	Exhaust PM2.5	PM2.5 Total	Bio- CO2	NBio- CO2	Total CO2	CH4	N2O	CO2e
Category	lb/day										lb/day					
Off-Road	1.0327	10.1917	14.5842	0.0228		0.5102	0.5102		0.4694	0.4694		2,207.5841	2,207.5841	0.7140		2,225.4336
Paving	0.0000					0.0000	0.0000		0.0000	0.0000			0.0000			0.0000
Total	1.0327	10.1917	14.5842	0.0228		0.5102	0.5102		0.4694	0.4694		2,207.5841	2,207.5841	0.7140		2,225.4336

Unmitigated Construction Off-Site

	ROG	NOx	CO	SO2	Fugitive PM10	Exhaust PM10	PM10 Total	Fugitive PM2.5	Exhaust PM2.5	PM2.5 Total	Bio- CO2	NBio- CO2	Total CO2	CH4	N2O	CO2e
Category	lb/day										lb/day					
Hauling	0.0000	0.0000	0.0000	0.0000	0.0000	0.0000	0.0000	0.0000	0.0000	0.0000		0.0000	0.0000	0.0000	0.0000	0.0000
Vendor	0.0000	0.0000	0.0000	0.0000	0.0000	0.0000	0.0000	0.0000	0.0000	0.0000		0.0000	0.0000	0.0000	0.0000	0.0000
Worker	0.0500	0.0347	0.3809	9.9000e-004	0.1255	6.2000e-004	0.1261	0.0333	5.7000e-004	0.0339		100.0731	100.0731	3.3600e-003	3.2800e-003	101.1330
Total	0.0500	0.0347	0.3809	9.9000e-004	0.1255	6.2000e-004	0.1261	0.0333	5.7000e-004	0.0339		100.0731	100.0731	3.3600e-003	3.2800e-003	101.1330

Item 16.

Coachella EIR Addendum: Existing Conditions - Salton Sea Air Basin, Winter

EMFAC Off-Model Adjustment Factors for Gasoline Light Duty Vehicle to Account for the SAFE Vehicle Rule Not Applied

3.5 Paving - 2023

Mitigated Construction On-Site

	ROG	NOx	CO	SO2	Fugitive PM10	Exhaust PM10	PM10 Total	Fugitive PM2.5	Exhaust PM2.5	PM2.5 Total	Bio- CO2	NBio- CO2	Total CO2	CH4	N2O	CO2e
Category	lb/day										lb/day					
Off-Road	1.0327	10.1917	14.5842	0.0228		0.5102	0.5102		0.4694	0.4694	0.0000	2,207.5841	2,207.5841	0.7140		2,225.4336
Paving	0.0000					0.0000	0.0000		0.0000	0.0000			0.0000			0.0000
Total	1.0327	10.1917	14.5842	0.0228		0.5102	0.5102		0.4694	0.4694	0.0000	2,207.5841	2,207.5841	0.7140		2,225.4336

Mitigated Construction Off-Site

	ROG	NOx	CO	SO2	Fugitive PM10	Exhaust PM10	PM10 Total	Fugitive PM2.5	Exhaust PM2.5	PM2.5 Total	Bio- CO2	NBio- CO2	Total CO2	CH4	N2O	CO2e
Category	lb/day										lb/day					
Hauling	0.0000	0.0000	0.0000	0.0000	0.0000	0.0000	0.0000	0.0000	0.0000	0.0000		0.0000	0.0000	0.0000	0.0000	0.0000
Vendor	0.0000	0.0000	0.0000	0.0000	0.0000	0.0000	0.0000	0.0000	0.0000	0.0000		0.0000	0.0000	0.0000	0.0000	0.0000
Worker	0.0500	0.0347	0.3809	9.9000e-004	0.1255	6.2000e-004	0.1261	0.0333	5.7000e-004	0.0339		100.0731	100.0731	3.3600e-003	3.2800e-003	101.1330
Total	0.0500	0.0347	0.3809	9.9000e-004	0.1255	6.2000e-004	0.1261	0.0333	5.7000e-004	0.0339		100.0731	100.0731	3.3600e-003	3.2800e-003	101.1330

Item 16.

Coachella EIR Addendum: Existing Conditions - Salton Sea Air Basin, Winter

EMFAC Off-Model Adjustment Factors for Gasoline Light Duty Vehicle to Account for the SAFE Vehicle Rule Not Applied

3.6 Architectural Coating - 2023

Unmitigated Construction On-Site

	ROG	NOx	CO	SO2	Fugitive PM10	Exhaust PM10	PM10 Total	Fugitive PM2.5	Exhaust PM2.5	PM2.5 Total	Bio- CO2	NBio- CO2	Total CO2	CH4	N2O	CO2e
Category	lb/day										lb/day					
Archit. Coating	61.8000					0.0000	0.0000		0.0000	0.0000			0.0000			0.0000
Off-Road	0.1917	1.3030	1.8111	2.9700e-003		0.0708	0.0708		0.0708	0.0708		281.4481	281.4481	0.0168		281.8690
Total	61.9917	1.3030	1.8111	2.9700e-003		0.0708	0.0708		0.0708	0.0708		281.4481	281.4481	0.0168		281.8690

Unmitigated Construction Off-Site

	ROG	NOx	CO	SO2	Fugitive PM10	Exhaust PM10	PM10 Total	Fugitive PM2.5	Exhaust PM2.5	PM2.5 Total	Bio- CO2	NBio- CO2	Total CO2	CH4	N2O	CO2e
Category	lb/day										lb/day					
Hauling	0.0000	0.0000	0.0000	0.0000	0.0000	0.0000	0.0000	0.0000	0.0000	0.0000		0.0000	0.0000	0.0000	0.0000	0.0000
Vendor	0.0000	0.0000	0.0000	0.0000	0.0000	0.0000	0.0000	0.0000	0.0000	0.0000		0.0000	0.0000	0.0000	0.0000	0.0000
Worker	0.0567	0.0393	0.4317	1.1200e-003	0.1422	7.0000e-004	0.1429	0.0377	6.5000e-004	0.0384		113.4161	113.4161	3.8100e-003	3.7100e-003	114.6174
Total	0.0567	0.0393	0.4317	1.1200e-003	0.1422	7.0000e-004	0.1429	0.0377	6.5000e-004	0.0384		113.4161	113.4161	3.8100e-003	3.7100e-003	114.6174

Item 16.

Coachella EIR Addendum: Existing Conditions - Salton Sea Air Basin, Winter

EMFAC Off-Model Adjustment Factors for Gasoline Light Duty Vehicle to Account for the SAFE Vehicle Rule Not Applied

3.6 Architectural Coating - 2023

Mitigated Construction On-Site

	ROG	NOx	CO	SO2	Fugitive PM10	Exhaust PM10	PM10 Total	Fugitive PM2.5	Exhaust PM2.5	PM2.5 Total	Bio- CO2	NBio- CO2	Total CO2	CH4	N2O	CO2e
Category	lb/day										lb/day					
Archit. Coating	61.8000					0.0000	0.0000		0.0000	0.0000			0.0000			0.0000
Off-Road	0.1917	1.3030	1.8111	2.9700e-003		0.0708	0.0708		0.0708	0.0708	0.0000	281.4481	281.4481	0.0168		281.8690
Total	61.9917	1.3030	1.8111	2.9700e-003		0.0708	0.0708		0.0708	0.0708	0.0000	281.4481	281.4481	0.0168		281.8690

Mitigated Construction Off-Site

	ROG	NOx	CO	SO2	Fugitive PM10	Exhaust PM10	PM10 Total	Fugitive PM2.5	Exhaust PM2.5	PM2.5 Total	Bio- CO2	NBio- CO2	Total CO2	CH4	N2O	CO2e
Category	lb/day										lb/day					
Hauling	0.0000	0.0000	0.0000	0.0000	0.0000	0.0000	0.0000	0.0000	0.0000	0.0000		0.0000	0.0000	0.0000	0.0000	0.0000
Vendor	0.0000	0.0000	0.0000	0.0000	0.0000	0.0000	0.0000	0.0000	0.0000	0.0000		0.0000	0.0000	0.0000	0.0000	0.0000
Worker	0.0567	0.0393	0.4317	1.1200e-003	0.1422	7.0000e-004	0.1429	0.0377	6.5000e-004	0.0384		113.4161	113.4161	3.8100e-003	3.7100e-003	114.6174
Total	0.0567	0.0393	0.4317	1.1200e-003	0.1422	7.0000e-004	0.1429	0.0377	6.5000e-004	0.0384		113.4161	113.4161	3.8100e-003	3.7100e-003	114.6174

Coachella EIR Addendum: Existing Conditions - Salton Sea Air Basin, Winter

EMFAC Off-Model Adjustment Factors for Gasoline Light Duty Vehicle to Account for the SAFE Vehicle Rule Not Applied

4.0 Operational Detail - Mobile

4.1 Mitigation Measures Mobile

	ROG	NOx	CO	SO2	Fugitive PM10	Exhaust PM10	PM10 Total	Fugitive PM2.5	Exhaust PM2.5	PM2.5 Total	Bio- CO2	NBio- CO2	Total CO2	CH4	N2O	CO2e
Category	lb/day										lb/day					
Mitigated	3.1013	5.1656	31.8750	0.0749	8.5176	0.0606	8.5782	2.2712	0.0568	2.3280		7,634.045 2	7,634.045 2	0.4070	0.4030	7,764.308 1
Unmitigated	3.1013	5.1656	31.8750	0.0749	8.5176	0.0606	8.5782	2.2712	0.0568	2.3280		7,634.045 2	7,634.045 2	0.4070	0.4030	7,764.308 1

4.2 Trip Summary Information

Land Use	Average Daily Trip Rate			Unmitigated	Mitigated
	Weekday	Saturday	Sunday	Annual VMT	Annual VMT
General Heavy Industry	992.00	1,284.00	1018.00	3,259,432	3,259,432
Total	992.00	1,284.00	1,018.00	3,259,432	3,259,432

4.3 Trip Type Information

Land Use	Miles			Trip %			Trip Purpose %		
	H-W or C-W	H-S or C-C	H-O or C-NW	H-W or C-W	H-S or C-C	H-O or C-NW	Primary	Diverted	Pass-by
General Heavy Industry	12.50	4.20	5.40	59.00	28.00	13.00	92	5	3

4.4 Fleet Mix

Land Use	LDA	LDT1	LDT2	MDV	LHD1	LHD2	MHD	HHD	OBUS	UBUS	MCY	SBUS	MH
General Heavy Industry	0.519370	0.060618	0.186312	0.143152	0.024585	Page 720	0.010773	0.020267	0.000881	0.000230	0.022128	0.000902	0.003872

Coachella EIR Addendum: Existing Conditions - Salton Sea Air Basin, Winter

EMFAC Off-Model Adjustment Factors for Gasoline Light Duty Vehicle to Account for the SAFE Vehicle Rule Not Applied

5.0 Energy Detail

Historical Energy Use: N

5.1 Mitigation Measures Energy

	ROG	NOx	CO	SO2	Fugitive PM10	Exhaust PM10	PM10 Total	Fugitive PM2.5	Exhaust PM2.5	PM2.5 Total	Bio- CO2	NBio- CO2	Total CO2	CH4	N2O	CO2e
Category	lb/day										lb/day					
NaturalGas Mitigated	0.1910	1.7368	1.4589	0.0104		0.1320	0.1320		0.1320	0.1320		2,084.1257	2,084.1257	0.0400	0.0382	2,096.5106
NaturalGas Unmitigated	0.1910	1.7368	1.4589	0.0104		0.1320	0.1320		0.1320	0.1320		2,084.1257	2,084.1257	0.0400	0.0382	2,096.5106

5.2 Energy by Land Use - NaturalGas

Unmitigated

	NaturalGas Use	ROG	NOx	CO	SO2	Fugitive PM10	Exhaust PM10	PM10 Total	Fugitive PM2.5	Exhaust PM2.5	PM2.5 Total	Bio- CO2	NBio- CO2	Total CO2	CH4	N2O	CO2e
Land Use	kBTU/yr	lb/day										lb/day					
General Heavy Industry	17715.1	0.1910	1.7368	1.4589	0.0104		0.1320	0.1320		0.1320	0.1320		2,084.1257	2,084.1257	0.0400	0.0382	2,096.5106
Total		0.1910	1.7368	1.4589	0.0104		0.1320	0.1320		0.1320	0.1320		2,084.1257	2,084.1257	0.0400	0.0382	2,096.5106

Coachella EIR Addendum: Existing Conditions - Salton Sea Air Basin, Winter

EMFAC Off-Model Adjustment Factors for Gasoline Light Duty Vehicle to Account for the SAFE Vehicle Rule Not Applied

5.2 Energy by Land Use - Natural Gas

Mitigated

	Natural Gas Use	ROG	NOx	CO	SO2	Fugitive PM10	Exhaust PM10	PM10 Total	Fugitive PM2.5	Exhaust PM2.5	PM2.5 Total	Bio- CO2	NBio- CO2	Total CO2	CH4	N2O	CO2e
Land Use	kBTU/yr	lb/day										lb/day					
General Heavy Industry	17.7151	0.1910	1.7368	1.4589	0.0104		0.1320	0.1320		0.1320	0.1320		2,084.1257	2,084.1257	0.0400	0.0382	2,096.5106
Total		0.1910	1.7368	1.4589	0.0104		0.1320	0.1320		0.1320	0.1320		2,084.1257	2,084.1257	0.0400	0.0382	2,096.5106

6.0 Area Detail

6.1 Mitigation Measures Area

	ROG	NOx	CO	SO2	Fugitive PM10	Exhaust PM10	PM10 Total	Fugitive PM2.5	Exhaust PM2.5	PM2.5 Total	Bio- CO2	NBio- CO2	Total CO2	CH4	N2O	CO2e
Category	lb/day										lb/day					
Mitigated	5.0438	1.8000e-004	0.0204	0.0000		7.0000e-005	7.0000e-005		7.0000e-005	7.0000e-005		0.0438	0.0438	1.1000e-004		0.0466
Unmitigated	5.0438	1.8000e-004	0.0204	0.0000		7.0000e-005	7.0000e-005		7.0000e-005	7.0000e-005		0.0438	0.0438	1.1000e-004		0.0466

Item 16.

Coachella EIR Addendum: Existing Conditions - Salton Sea Air Basin, Winter

EMFAC Off-Model Adjustment Factors for Gasoline Light Duty Vehicle to Account for the SAFE Vehicle Rule Not Applied

6.2 Area by SubCategory

Unmitigated

	ROG	NOx	CO	SO2	Fugitive PM10	Exhaust PM10	PM10 Total	Fugitive PM2.5	Exhaust PM2.5	PM2.5 Total	Bio- CO2	NBio- CO2	Total CO2	CH4	N2O	CO2e
SubCategory	lb/day										lb/day					
Architectural Coating	0.7619					0.0000	0.0000		0.0000	0.0000			0.0000			0.0000
Consumer Products	4.2800					0.0000	0.0000		0.0000	0.0000			0.0000			0.0000
Landscaping	1.8800e-003	1.8000e-004	0.0204	0.0000		7.0000e-005	7.0000e-005		7.0000e-005	7.0000e-005		0.0438	0.0438	1.1000e-004		0.0466
Total	5.0438	1.8000e-004	0.0204	0.0000		7.0000e-005	7.0000e-005		7.0000e-005	7.0000e-005		0.0438	0.0438	1.1000e-004		0.0466

Coachella EIR Addendum: Existing Conditions - Salton Sea Air Basin, Winter

EMFAC Off-Model Adjustment Factors for Gasoline Light Duty Vehicle to Account for the SAFE Vehicle Rule Not Applied

6.2 Area by SubCategory

Mitigated

	ROG	NOx	CO	SO2	Fugitive PM10	Exhaust PM10	PM10 Total	Fugitive PM2.5	Exhaust PM2.5	PM2.5 Total	Bio- CO2	NBio- CO2	Total CO2	CH4	N2O	CO2e
SubCategory	lb/day										lb/day					
Architectural Coating	0.7619					0.0000	0.0000		0.0000	0.0000			0.0000			0.0000
Consumer Products	4.2800					0.0000	0.0000		0.0000	0.0000			0.0000			0.0000
Landscaping	1.8800e-003	1.8000e-004	0.0204	0.0000		7.0000e-005	7.0000e-005		7.0000e-005	7.0000e-005		0.0438	0.0438	1.1000e-004		0.0466
Total	5.0438	1.8000e-004	0.0204	0.0000		7.0000e-005	7.0000e-005		7.0000e-005	7.0000e-005		0.0438	0.0438	1.1000e-004		0.0466

7.0 Water Detail

7.1 Mitigation Measures Water

Coachella EIR Addendum: Existing Conditions - Salton Sea Air Basin, Winter

EMFAC Off-Model Adjustment Factors for Gasoline Light Duty Vehicle to Account for the SAFE Vehicle Rule Not Applied

8.0 Waste Detail

8.1 Mitigation Measures Waste

9.0 Operational Offroad

Equipment Type	Number	Hours/Day	Days/Year	Horse Power	Load Factor	Fuel Type
----------------	--------	-----------	-----------	-------------	-------------	-----------

10.0 Stationary Equipment

Fire Pumps and Emergency Generators

Equipment Type	Number	Hours/Day	Hours/Year	Horse Power	Load Factor	Fuel Type
----------------	--------	-----------	------------	-------------	-------------	-----------

Boilers

Equipment Type	Number	Heat Input/Day	Heat Input/Year	Boiler Rating	Fuel Type
----------------	--------	----------------	-----------------	---------------	-----------

User Defined Equipment

Equipment Type	Number
----------------	--------

11.0 Vegetation

Coachella EIR Addendum: Existing Conditions - Salton Sea Air Basin, Annual

EMFAC Off-Model Adjustment Factors for Gasoline Light Duty Vehicle to Account for the SAFE Vehicle Rule Not Applied

**Coachella EIR Addendum: Existing Conditions
Salton Sea Air Basin, Annual**

1.0 Project Characteristics

1.1 Land Usage

Land Uses	Size	Metric	Lot Acreage	Floor Surface Area	Population
General Heavy Industry	200.00	1000sqft	7.80	200,000.00	0

1.2 Other Project Characteristics

Urbanization	Urban	Wind Speed (m/s)	3.4	Precipitation Freq (Days)	20
Climate Zone	10			Operational Year	2025
Utility Company	Imperial Irrigation District				
CO2 Intensity (lb/MW hr)	189.98	CH4 Intensity (lb/MW hr)	0.033	N2O Intensity (lb/MW hr)	0.004

1.3 User Entered Comments & Non-Default Data

Project Characteristics - Assumes 1.5 year buildout - 200,000 SF industrial use

Land Use - Assumes buildout of 200,000 SF industrial use.

Construction Phase - Assumes paving and arch coating will occur concurrently with building construction.

On-road Fugitive Dust - All roadways accessing the site are paved.

Vehicle Trips - Assumes trip generation rate for light industrial - heavy industrial assumes multiple light industrial uses less than 50,000 SF.

Road Dust - All roadways will be paved.

Construction Off-road Equipment Mitigation - Assumes adherence to standard dust control measures per SCAQMD Rule 403.1

Table Name	Column Name	Default Value	New Value
tblConstructionPhase	NumDays	20.00	45.00
tblConstructionPhase	NumDays	20.00	30.00
tblConstructionPhase	PhaseEndDate	Page 726	9/1/2023

Item 16.

Coachella EIR Addendum: Existing Conditions - Salton Sea Air Basin, Annual

EMFAC Off-Model Adjustment Factors for Gasoline Light Duty Vehicle to Account for the SAFE Vehicle Rule Not Applied

tblConstructionPhase	PhaseEndDate	9/8/2023	2/10/2023
tblConstructionPhase	PhaseStartDate	9/9/2023	7/1/2023
tblConstructionPhase	PhaseStartDate	8/12/2023	1/1/2023
tblLandUse	LotAcreage	4.59	7.80
tblOnRoadDust	HaulingPercentPave	50.00	100.00
tblOnRoadDust	HaulingPercentPave	50.00	100.00
tblOnRoadDust	HaulingPercentPave	50.00	100.00
tblOnRoadDust	HaulingPercentPave	50.00	100.00
tblOnRoadDust	HaulingPercentPave	50.00	100.00
tblOnRoadDust	VendorPercentPave	50.00	100.00
tblOnRoadDust	VendorPercentPave	50.00	100.00
tblOnRoadDust	VendorPercentPave	50.00	100.00
tblOnRoadDust	VendorPercentPave	50.00	100.00
tblOnRoadDust	VendorPercentPave	50.00	100.00
tblOnRoadDust	WorkerPercentPave	50.00	100.00
tblOnRoadDust	WorkerPercentPave	50.00	100.00
tblOnRoadDust	WorkerPercentPave	50.00	100.00
tblOnRoadDust	WorkerPercentPave	50.00	100.00
tblOnRoadDust	WorkerPercentPave	50.00	100.00
tblRoadDust	RoadPercentPave	50	100
tblVehicleTrips	WD_TR	3.93	4.96

2.0 Emissions Summary

Coachella EIR Addendum: Existing Conditions - Salton Sea Air Basin, Annual

EMFAC Off-Model Adjustment Factors for Gasoline Light Duty Vehicle to Account for the SAFE Vehicle Rule Not Applied

2.1 Overall Construction

Unmitigated Construction

	ROG	NOx	CO	SO2	Fugitive PM10	Exhaust PM10	PM10 Total	Fugitive PM2.5	Exhaust PM2.5	PM2.5 Total	Bio- CO2	NBio- CO2	Total CO2	CH4	N2O	CO2e
Year	tons/yr										MT/yr					
2022	0.1092	0.9714	0.9434	1.8400e-003	0.2012	0.0464	0.2476	0.0934	0.0433	0.1367	0.0000	161.9558	161.9558	0.0341	3.0500e-003	163.7163
2023	1.5658	1.4300	1.8120	3.4700e-003	0.0737	0.0661	0.1398	0.0199	0.0622	0.0820	0.0000	305.8009	305.8009	0.0559	6.6400e-003	309.1764
Maximum	1.5658	1.4300	1.8120	3.4700e-003	0.2012	0.0661	0.2476	0.0934	0.0622	0.1367	0.0000	305.8009	305.8009	0.0559	6.6400e-003	309.1764

Mitigated Construction

	ROG	NOx	CO	SO2	Fugitive PM10	Exhaust PM10	PM10 Total	Fugitive PM2.5	Exhaust PM2.5	PM2.5 Total	Bio- CO2	NBio- CO2	Total CO2	CH4	N2O	CO2e
Year	tons/yr										MT/yr					
2022	0.1092	0.9714	0.9434	1.8400e-003	0.1081	0.0464	0.1546	0.0468	0.0433	0.0901	0.0000	161.9556	161.9556	0.0341	3.0500e-003	163.7162
2023	1.5658	1.4300	1.8120	3.4700e-003	0.0737	0.0661	0.1398	0.0199	0.0622	0.0820	0.0000	305.8006	305.8006	0.0559	6.6400e-003	309.1762
Maximum	1.5658	1.4300	1.8120	3.4700e-003	0.1081	0.0661	0.1546	0.0468	0.0622	0.0901	0.0000	305.8006	305.8006	0.0559	6.6400e-003	309.1762

Item 16.

Coachella EIR Addendum: Existing Conditions - Salton Sea Air Basin, Annual

EMFAC Off-Model Adjustment Factors for Gasoline Light Duty Vehicle to Account for the SAFE Vehicle Rule Not Applied

	ROG	NOx	CO	SO2	Fugitive PM10	Exhaust PM10	PM10 Total	Fugitive PM2.5	Exhaust PM2.5	PM2.5 Total	Bio- CO2	NBio-CO2	Total CO2	CH4	N2O	CO2e
Percent Reduction	0.00	0.00	0.00	0.00	33.84	0.00	24.01	41.16	0.00	21.31	0.00	0.00	0.00	0.00	0.00	0.00

Quarter	Start Date	End Date	Maximum Unmitigated ROG + NOX (tons/quarter)	Maximum Mitigated ROG + NOX (tons/quarter)
1	7-18-2022	10-17-2022	0.5752	0.5752
2	10-18-2022	1-17-2023	0.6879	0.6879
3	1-18-2023	4-17-2023	0.6598	0.6598
4	4-18-2023	7-17-2023	0.9542	0.9542
5	7-18-2023	9-30-2023	1.1981	1.1981
		Highest	1.1981	1.1981

2.2 Overall Operational

Unmitigated Operational

	ROG	NOx	CO	SO2	Fugitive PM10	Exhaust PM10	PM10 Total	Fugitive PM2.5	Exhaust PM2.5	PM2.5 Total	Bio- CO2	NBio- CO2	Total CO2	CH4	N2O	CO2e
Category	tons/yr										MT/yr					
Area	0.9203	2.0000e-005	1.8300e-003	0.0000		1.0000e-005	1.0000e-005		1.0000e-005	1.0000e-005	0.0000	3.5700e-003	3.5700e-003	1.0000e-005	0.0000	3.8100e-003
Energy	0.0349	0.3170	0.2663	1.9000e-003		0.0241	0.0241		0.0241	0.0241	0.0000	516.0186	516.0186	0.0363	9.9300e-003	519.8842
Mobile	0.5254	0.7367	4.9382	0.0116	1.2378	8.9000e-003	1.2467	0.3304	8.3300e-003	0.3387	0.0000	1,069.1536	1,069.1536	0.0522	0.0530	1,086.2372
Waste						0.0000	0.0000		0.0000	0.0000	50.3418	0.0000	50.3418	2.9751	0.0000	124.7196
Water						0.0000	0.0000		0.0000	0.0000	14.6730	51.8955	66.5685	1.5161	0.0367	115.4002
Total	1.4806	1.0537	5.2063	0.0135	1.2378	0.0330	1.2708	0.3304	0.0324	0.3628	65.0148	1,637.0712	1,702.0860	4.5797	0.0996	1,846.2450

Coachella EIR Addendum: Existing Conditions - Salton Sea Air Basin, Annual

EMFAC Off-Model Adjustment Factors for Gasoline Light Duty Vehicle to Account for the SAFE Vehicle Rule Not Applied

2.2 Overall Operational

Mitigated Operational

	ROG	NOx	CO	SO2	Fugitive PM10	Exhaust PM10	PM10 Total	Fugitive PM2.5	Exhaust PM2.5	PM2.5 Total	Bio- CO2	NBio- CO2	Total CO2	CH4	N2O	CO2e
Category	tons/yr										MT/yr					
Area	0.9203	2.0000e-005	1.8300e-003	0.0000		1.0000e-005	1.0000e-005		1.0000e-005	1.0000e-005	0.0000	3.5700e-003	3.5700e-003	1.0000e-005	0.0000	3.8100e-003
Energy	0.0349	0.3170	0.2663	1.9000e-003		0.0241	0.0241		0.0241	0.0241	0.0000	516.0186	516.0186	0.0363	9.9300e-003	519.8842
Mobile	0.5254	0.7367	4.9382	0.0116	1.2378	8.9000e-003	1.2467	0.3304	8.3300e-003	0.3387	0.0000	1,069.1536	1,069.1536	0.0522	0.0530	1,086.2372
Waste						0.0000	0.0000		0.0000	0.0000	50.3418	0.0000	50.3418	2.9751	0.0000	124.7196
Water						0.0000	0.0000		0.0000	0.0000	14.6730	51.8955	66.5685	1.5161	0.0367	115.4002
Total	1.4806	1.0537	5.2063	0.0135	1.2378	0.0330	1.2708	0.3304	0.0324	0.3628	65.0148	1,637.0712	1,702.0860	4.5797	0.0996	1,846.2450

	ROG	NOx	CO	SO2	Fugitive PM10	Exhaust PM10	PM10 Total	Fugitive PM2.5	Exhaust PM2.5	PM2.5 Total	Bio- CO2	NBio- CO2	Total CO2	CH4	N2O	CO2e
Percent Reduction	0.00	0.00	0.00	0.00	0.00	0.00	0.00	0.00	0.00	0.00	0.00	0.00	0.00	0.00	0.00	0.00

3.0 Construction Detail

Construction Phase

Phase Number	Phase Name	Phase Type	Start Date	End Date	Num Days Week	Num Days	Phase Description
1	Site Preparation	Site Preparation	8/13/2022	8/26/2022	5	10	
2	Grading	Grading	8/27/2022	9/27/2022	5	20	
3	Building Construction	Building Construction	9/24/2022	8/1	5	230	

Item 16.

Coachella EIR Addendum: Existing Conditions - Salton Sea Air Basin, Annual

EMFAC Off-Model Adjustment Factors for Gasoline Light Duty Vehicle to Account for the SAFE Vehicle Rule Not Applied

4	Paving	Paving	1/1/2023	2/10/2023	5	30
5	Architectural Coating	Architectural Coating	7/1/2023	9/1/2023	5	45

Acres of Grading (Site Preparation Phase): 15

Acres of Grading (Grading Phase): 20

Acres of Paving: 0

Residential Indoor: 0; Residential Outdoor: 0; Non-Residential Indoor: 300,000; Non-Residential Outdoor: 100,000; Striped Parking Area: 0 (Architectural Coating – sqft)

OffRoad Equipment

Phase Name	Offroad Equipment Type	Amount	Usage Hours	Horse Power	Load Factor
Architectural Coating	Air Compressors	1	6.00	78	0.48
Building Construction	Cranes	1	7.00	231	0.29
Grading	Excavators	1	8.00	158	0.38
Building Construction	Forklifts	3	8.00	89	0.20
Building Construction	Generator Sets	1	8.00	84	0.74
Grading	Graders	1	8.00	187	0.41
Paving	Pavers	2	8.00	130	0.42
Paving	Paving Equipment	2	8.00	132	0.36
Paving	Rollers	2	8.00	80	0.38
Grading	Rubber Tired Dozers	1	8.00	247	0.40
Site Preparation	Rubber Tired Dozers	3	8.00	247	0.40
Building Construction	Tractors/Loaders/Backhoes	3	7.00	97	0.37
Grading	Tractors/Loaders/Backhoes	3	8.00	97	0.37
Site Preparation	Tractors/Loaders/Backhoes	4	8.00	97	0.37
Building Construction	Welders	1	8.00	46	0.45

Trips and VMT

Item 16.

Coachella EIR Addendum: Existing Conditions - Salton Sea Air Basin, Annual

EMFAC Off-Model Adjustment Factors for Gasoline Light Duty Vehicle to Account for the SAFE Vehicle Rule Not Applied

Phase Name	Offroad Equipment Count	Worker Trip Number	Vendor Trip Number	Hauling Trip Number	Worker Trip Length	Vendor Trip Length	Hauling Trip Length	Worker Vehicle Class	Vendor Vehicle Class	Hauling Vehicle Class
Site Preparation	7	18.00	0.00	0.00	11.00	5.40	20.00	LD_Mix	HDT_Mix	HHDT
Grading	6	15.00	0.00	0.00	11.00	5.40	20.00	LD_Mix	HDT_Mix	HHDT
Building Construction	9	84.00	33.00	0.00	11.00	5.40	20.00	LD_Mix	HDT_Mix	HHDT
Paving	6	15.00	0.00	0.00	11.00	5.40	20.00	LD_Mix	HDT_Mix	HHDT
Architectural Coating	1	17.00	0.00	0.00	11.00	5.40	20.00	LD_Mix	HDT_Mix	HHDT

3.1 Mitigation Measures Construction

Use Soil Stabilizer

Water Exposed Area

3.2 Site Preparation - 2022

Unmitigated Construction On-Site

	ROG	NOx	CO	SO2	Fugitive PM10	Exhaust PM10	PM10 Total	Fugitive PM2.5	Exhaust PM2.5	PM2.5 Total	Bio- CO2	NBio- CO2	Total CO2	CH4	N2O	CO2e
Category	tons/yr										MT/yr					
Fugitive Dust					0.0983	0.0000	0.0983	0.0505	0.0000	0.0505	0.0000	0.0000	0.0000	0.0000	0.0000	0.0000
Off-Road	0.0159	0.1654	0.0985	1.9000e-004		8.0600e-003	8.0600e-003		7.4200e-003	7.4200e-003	0.0000	16.7197	16.7197	5.4100e-003	0.0000	16.8549
Total	0.0159	0.1654	0.0985	1.9000e-004	0.0983	8.0600e-003	0.1064	0.0505	7.4200e-003	0.0579	0.0000	16.7197	16.7197	5.4100e-003	0.0000	16.8549

Item 16.

Coachella EIR Addendum: Existing Conditions - Salton Sea Air Basin, Annual

EMFAC Off-Model Adjustment Factors for Gasoline Light Duty Vehicle to Account for the SAFE Vehicle Rule Not Applied

3.2 Site Preparation - 2022

Unmitigated Construction Off-Site

	ROG	NOx	CO	SO2	Fugitive PM10	Exhaust PM10	PM10 Total	Fugitive PM2.5	Exhaust PM2.5	PM2.5 Total	Bio- CO2	NBio- CO2	Total CO2	CH4	N2O	CO2e
Category	tons/yr										MT/yr					
Hauling	0.0000	0.0000	0.0000	0.0000	0.0000	0.0000	0.0000	0.0000	0.0000	0.0000	0.0000	0.0000	0.0000	0.0000	0.0000	0.0000
Vendor	0.0000	0.0000	0.0000	0.0000	0.0000	0.0000	0.0000	0.0000	0.0000	0.0000	0.0000	0.0000	0.0000	0.0000	0.0000	0.0000
Worker	3.4000e-004	2.3000e-004	2.8000e-003	1.0000e-005	7.4000e-004	0.0000	7.5000e-004	2.0000e-004	0.0000	2.0000e-004	0.0000	0.6021	0.6021	2.0000e-005	2.0000e-005	0.6083
Total	3.4000e-004	2.3000e-004	2.8000e-003	1.0000e-005	7.4000e-004	0.0000	7.5000e-004	2.0000e-004	0.0000	2.0000e-004	0.0000	0.6021	0.6021	2.0000e-005	2.0000e-005	0.6083

Mitigated Construction On-Site

	ROG	NOx	CO	SO2	Fugitive PM10	Exhaust PM10	PM10 Total	Fugitive PM2.5	Exhaust PM2.5	PM2.5 Total	Bio- CO2	NBio- CO2	Total CO2	CH4	N2O	CO2e
Category	tons/yr										MT/yr					
Fugitive Dust					0.0442	0.0000	0.0442	0.0227	0.0000	0.0227	0.0000	0.0000	0.0000	0.0000	0.0000	0.0000
Off-Road	0.0159	0.1654	0.0985	1.9000e-004		8.0600e-003	8.0600e-003		7.4200e-003	7.4200e-003	0.0000	16.7197	16.7197	5.4100e-003	0.0000	16.8549
Total	0.0159	0.1654	0.0985	1.9000e-004	0.0442	8.0600e-003	0.0523	0.0227	7.4200e-003	0.0302	0.0000	16.7197	16.7197	5.4100e-003	0.0000	16.8549

Item 16.

Coachella EIR Addendum: Existing Conditions - Salton Sea Air Basin, Annual

EMFAC Off-Model Adjustment Factors for Gasoline Light Duty Vehicle to Account for the SAFE Vehicle Rule Not Applied

3.2 Site Preparation - 2022

Mitigated Construction Off-Site

	ROG	NOx	CO	SO2	Fugitive PM10	Exhaust PM10	PM10 Total	Fugitive PM2.5	Exhaust PM2.5	PM2.5 Total	Bio- CO2	NBio- CO2	Total CO2	CH4	N2O	CO2e
Category	tons/yr										MT/yr					
Hauling	0.0000	0.0000	0.0000	0.0000	0.0000	0.0000	0.0000	0.0000	0.0000	0.0000	0.0000	0.0000	0.0000	0.0000	0.0000	0.0000
Vendor	0.0000	0.0000	0.0000	0.0000	0.0000	0.0000	0.0000	0.0000	0.0000	0.0000	0.0000	0.0000	0.0000	0.0000	0.0000	0.0000
Worker	3.4000e-004	2.3000e-004	2.8000e-003	1.0000e-005	7.4000e-004	0.0000	7.5000e-004	2.0000e-004	0.0000	2.0000e-004	0.0000	0.6021	0.6021	2.0000e-005	2.0000e-005	0.6083
Total	3.4000e-004	2.3000e-004	2.8000e-003	1.0000e-005	7.4000e-004	0.0000	7.5000e-004	2.0000e-004	0.0000	2.0000e-004	0.0000	0.6021	0.6021	2.0000e-005	2.0000e-005	0.6083

3.3 Grading - 2022

Unmitigated Construction On-Site

	ROG	NOx	CO	SO2	Fugitive PM10	Exhaust PM10	PM10 Total	Fugitive PM2.5	Exhaust PM2.5	PM2.5 Total	Bio- CO2	NBio- CO2	Total CO2	CH4	N2O	CO2e
Category	tons/yr										MT/yr					
Fugitive Dust					0.0708	0.0000	0.0708	0.0343	0.0000	0.0343	0.0000	0.0000	0.0000	0.0000	0.0000	0.0000
Off-Road	0.0195	0.2086	0.1527	3.0000e-004		9.4100e-003	9.4100e-003		8.6600e-003	8.6600e-003	0.0000	26.0548	26.0548	8.4300e-003	0.0000	26.2654
Total	0.0195	0.2086	0.1527	3.0000e-004	0.0708	9.4100e-003	0.0802	0.0343	8.6600e-003	0.0429	0.0000	26.0548	26.0548	8.4300e-003	0.0000	26.2654

Item 16.

Coachella EIR Addendum: Existing Conditions - Salton Sea Air Basin, Annual

EMFAC Off-Model Adjustment Factors for Gasoline Light Duty Vehicle to Account for the SAFE Vehicle Rule Not Applied

3.3 Grading - 2022

Unmitigated Construction Off-Site

	ROG	NOx	CO	SO2	Fugitive PM10	Exhaust PM10	PM10 Total	Fugitive PM2.5	Exhaust PM2.5	PM2.5 Total	Bio- CO2	NBio- CO2	Total CO2	CH4	N2O	CO2e
Category	tons/yr										MT/yr					
Hauling	0.0000	0.0000	0.0000	0.0000	0.0000	0.0000	0.0000	0.0000	0.0000	0.0000	0.0000	0.0000	0.0000	0.0000	0.0000	0.0000
Vendor	0.0000	0.0000	0.0000	0.0000	0.0000	0.0000	0.0000	0.0000	0.0000	0.0000	0.0000	0.0000	0.0000	0.0000	0.0000	0.0000
Worker	5.7000e-004	3.8000e-004	4.6700e-003	1.0000e-005	1.2400e-003	1.0000e-005	1.2500e-003	3.3000e-004	1.0000e-005	3.4000e-004	0.0000	1.0036	1.0036	3.0000e-005	3.0000e-005	1.0139
Total	5.7000e-004	3.8000e-004	4.6700e-003	1.0000e-005	1.2400e-003	1.0000e-005	1.2500e-003	3.3000e-004	1.0000e-005	3.4000e-004	0.0000	1.0036	1.0036	3.0000e-005	3.0000e-005	1.0139

Mitigated Construction On-Site

	ROG	NOx	CO	SO2	Fugitive PM10	Exhaust PM10	PM10 Total	Fugitive PM2.5	Exhaust PM2.5	PM2.5 Total	Bio- CO2	NBio- CO2	Total CO2	CH4	N2O	CO2e
Category	tons/yr										MT/yr					
Fugitive Dust					0.0319	0.0000	0.0319	0.0154	0.0000	0.0154	0.0000	0.0000	0.0000	0.0000	0.0000	0.0000
Off-Road	0.0195	0.2086	0.1527	3.0000e-004		9.4100e-003	9.4100e-003		8.6600e-003	8.6600e-003	0.0000	26.0547	26.0547	8.4300e-003	0.0000	26.2654
Total	0.0195	0.2086	0.1527	3.0000e-004	0.0319	9.4100e-003	0.0413	0.0154	8.6600e-003	0.0241	0.0000	26.0547	26.0547	8.4300e-003	0.0000	26.2654

Item 16.

Coachella EIR Addendum: Existing Conditions - Salton Sea Air Basin, Annual

EMFAC Off-Model Adjustment Factors for Gasoline Light Duty Vehicle to Account for the SAFE Vehicle Rule Not Applied

3.3 Grading - 2022

Mitigated Construction Off-Site

	ROG	NOx	CO	SO2	Fugitive PM10	Exhaust PM10	PM10 Total	Fugitive PM2.5	Exhaust PM2.5	PM2.5 Total	Bio- CO2	NBio- CO2	Total CO2	CH4	N2O	CO2e
Category	tons/yr										MT/yr					
Hauling	0.0000	0.0000	0.0000	0.0000	0.0000	0.0000	0.0000	0.0000	0.0000	0.0000	0.0000	0.0000	0.0000	0.0000	0.0000	0.0000
Vendor	0.0000	0.0000	0.0000	0.0000	0.0000	0.0000	0.0000	0.0000	0.0000	0.0000	0.0000	0.0000	0.0000	0.0000	0.0000	0.0000
Worker	5.7000e-004	3.8000e-004	4.6700e-003	1.0000e-005	1.2400e-003	1.0000e-005	1.2500e-003	3.3000e-004	1.0000e-005	3.4000e-004	0.0000	1.0036	1.0036	3.0000e-005	3.0000e-005	1.0139
Total	5.7000e-004	3.8000e-004	4.6700e-003	1.0000e-005	1.2400e-003	1.0000e-005	1.2500e-003	3.3000e-004	1.0000e-005	3.4000e-004	0.0000	1.0036	1.0036	3.0000e-005	3.0000e-005	1.0139

3.4 Building Construction - 2022

Unmitigated Construction On-Site

	ROG	NOx	CO	SO2	Fugitive PM10	Exhaust PM10	PM10 Total	Fugitive PM2.5	Exhaust PM2.5	PM2.5 Total	Bio- CO2	NBio- CO2	Total CO2	CH4	N2O	CO2e
Category	tons/yr										MT/yr					
Off-Road	0.0597	0.5466	0.5727	9.4000e-004		0.0283	0.0283		0.0266	0.0266	0.0000	81.1038	81.1038	0.0194	0.0000	81.5896
Total	0.0597	0.5466	0.5727	9.4000e-004		0.0283	0.0283		0.0266	0.0266	0.0000	81.1038	81.1038	0.0194	0.0000	81.5896

Item 16.

Coachella EIR Addendum: Existing Conditions - Salton Sea Air Basin, Annual

EMFAC Off-Model Adjustment Factors for Gasoline Light Duty Vehicle to Account for the SAFE Vehicle Rule Not Applied

3.4 Building Construction - 2022

Unmitigated Construction Off-Site

	ROG	NOx	CO	SO2	Fugitive PM10	Exhaust PM10	PM10 Total	Fugitive PM2.5	Exhaust PM2.5	PM2.5 Total	Bio- CO2	NBio- CO2	Total CO2	CH4	N2O	CO2e
Category	tons/yr										MT/yr					
Hauling	0.0000	0.0000	0.0000	0.0000	0.0000	0.0000	0.0000	0.0000	0.0000	0.0000	0.0000	0.0000	0.0000	0.0000	0.0000	0.0000
Vendor	2.0000e-003	0.0428	0.0205	1.8000e-004	5.7500e-003	5.0000e-004	6.2500e-003	1.6600e-003	4.8000e-004	2.1400e-003	0.0000	16.8020	16.8020	1.4000e-004	2.3700e-003	17.5129
Worker	0.0113	7.5000e-003	0.0915	2.1000e-004	0.0243	1.3000e-004	0.0244	6.4500e-003	1.2000e-004	6.5700e-003	0.0000	19.6698	19.6698	6.4000e-004	6.2000e-004	19.8714
Total	0.0133	0.0503	0.1120	3.9000e-004	0.0301	6.3000e-004	0.0307	8.1100e-003	6.0000e-004	8.7100e-003	0.0000	36.4718	36.4718	7.8000e-004	2.9900e-003	37.3843

Mitigated Construction On-Site

	ROG	NOx	CO	SO2	Fugitive PM10	Exhaust PM10	PM10 Total	Fugitive PM2.5	Exhaust PM2.5	PM2.5 Total	Bio- CO2	NBio- CO2	Total CO2	CH4	N2O	CO2e
Category	tons/yr										MT/yr					
Off-Road	0.0597	0.5466	0.5727	9.4000e-004		0.0283	0.0283		0.0266	0.0266	0.0000	81.1037	81.1037	0.0194	0.0000	81.5895
Total	0.0597	0.5466	0.5727	9.4000e-004		0.0283	0.0283		0.0266	0.0266	0.0000	81.1037	81.1037	0.0194	0.0000	81.5895

Item 16.

Coachella EIR Addendum: Existing Conditions - Salton Sea Air Basin, Annual

EMFAC Off-Model Adjustment Factors for Gasoline Light Duty Vehicle to Account for the SAFE Vehicle Rule Not Applied

3.4 Building Construction - 2022

Mitigated Construction Off-Site

	ROG	NOx	CO	SO2	Fugitive PM10	Exhaust PM10	PM10 Total	Fugitive PM2.5	Exhaust PM2.5	PM2.5 Total	Bio- CO2	NBio- CO2	Total CO2	CH4	N2O	CO2e
Category	tons/yr										MT/yr					
Hauling	0.0000	0.0000	0.0000	0.0000	0.0000	0.0000	0.0000	0.0000	0.0000	0.0000	0.0000	0.0000	0.0000	0.0000	0.0000	0.0000
Vendor	2.0000e-003	0.0428	0.0205	1.8000e-004	5.7500e-003	5.0000e-004	6.2500e-003	1.6600e-003	4.8000e-004	2.1400e-003	0.0000	16.8020	16.8020	1.4000e-004	2.3700e-003	17.5129
Worker	0.0113	7.5000e-003	0.0915	2.1000e-004	0.0243	1.3000e-004	0.0244	6.4500e-003	1.2000e-004	6.5700e-003	0.0000	19.6698	19.6698	6.4000e-004	6.2000e-004	19.8714
Total	0.0133	0.0503	0.1120	3.9000e-004	0.0301	6.3000e-004	0.0307	8.1100e-003	6.0000e-004	8.7100e-003	0.0000	36.4718	36.4718	7.8000e-004	2.9900e-003	37.3843

3.4 Building Construction - 2023

Unmitigated Construction On-Site

	ROG	NOx	CO	SO2	Fugitive PM10	Exhaust PM10	PM10 Total	Fugitive PM2.5	Exhaust PM2.5	PM2.5 Total	Bio- CO2	NBio- CO2	Total CO2	CH4	N2O	CO2e
Category	tons/yr										MT/yr					
Off-Road	0.1258	1.1508	1.2995	2.1600e-003		0.0560	0.0560		0.0527	0.0527	0.0000	185.4438	185.4438	0.0441	0.0000	186.5467
Total	0.1258	1.1508	1.2995	2.1600e-003		0.0560	0.0560		0.0527	0.0527	0.0000	185.4438	185.4438	0.0441	0.0000	186.5467

Coachella EIR Addendum: Existing Conditions - Salton Sea Air Basin, Annual

EMFAC Off-Model Adjustment Factors for Gasoline Light Duty Vehicle to Account for the SAFE Vehicle Rule Not Applied

3.4 Building Construction - 2023

Unmitigated Construction Off-Site

	ROG	NOx	CO	SO2	Fugitive PM10	Exhaust PM10	PM10 Total	Fugitive PM2.5	Exhaust PM2.5	PM2.5 Total	Bio- CO2	NBio- CO2	Total CO2	CH4	N2O	CO2e
Category	tons/yr										MT/yr					
Hauling	0.0000	0.0000	0.0000	0.0000	0.0000	0.0000	0.0000	0.0000	0.0000	0.0000	0.0000	0.0000	0.0000	0.0000	0.0000	0.0000
Vendor	3.7200e-003	0.0805	0.0446	3.9000e-004	0.0131	5.9000e-004	0.0137	3.7900e-003	5.7000e-004	4.3600e-003	0.0000	37.1341	37.1341	2.8000e-004	5.2100e-003	38.6939
Worker	0.0238	0.0151	0.1911	4.7000e-004	0.0556	2.8000e-004	0.0558	0.0148	2.6000e-004	0.0150	0.0000	43.5049	43.5049	1.3200e-003	1.3100e-003	43.9281
Total	0.0275	0.0957	0.2357	8.6000e-004	0.0687	8.7000e-004	0.0696	0.0185	8.3000e-004	0.0194	0.0000	80.6390	80.6390	1.6000e-003	6.5200e-003	82.6220

Mitigated Construction On-Site

	ROG	NOx	CO	SO2	Fugitive PM10	Exhaust PM10	PM10 Total	Fugitive PM2.5	Exhaust PM2.5	PM2.5 Total	Bio- CO2	NBio- CO2	Total CO2	CH4	N2O	CO2e
Category	tons/yr										MT/yr					
Off-Road	0.1258	1.1508	1.2995	2.1600e-003		0.0560	0.0560		0.0527	0.0527	0.0000	185.4436	185.4436	0.0441	0.0000	186.5464
Total	0.1258	1.1508	1.2995	2.1600e-003		0.0560	0.0560		0.0527	0.0527	0.0000	185.4436	185.4436	0.0441	0.0000	186.5464

Item 16.

Coachella EIR Addendum: Existing Conditions - Salton Sea Air Basin, Annual

EMFAC Off-Model Adjustment Factors for Gasoline Light Duty Vehicle to Account for the SAFE Vehicle Rule Not Applied

3.4 Building Construction - 2023

Mitigated Construction Off-Site

	ROG	NOx	CO	SO2	Fugitive PM10	Exhaust PM10	PM10 Total	Fugitive PM2.5	Exhaust PM2.5	PM2.5 Total	Bio- CO2	NBio- CO2	Total CO2	CH4	N2O	CO2e
Category	tons/yr										MT/yr					
Hauling	0.0000	0.0000	0.0000	0.0000	0.0000	0.0000	0.0000	0.0000	0.0000	0.0000	0.0000	0.0000	0.0000	0.0000	0.0000	0.0000
Vendor	3.7200e-003	0.0805	0.0446	3.9000e-004	0.0131	5.9000e-004	0.0137	3.7900e-003	5.7000e-004	4.3600e-003	0.0000	37.1341	37.1341	2.8000e-004	5.2100e-003	38.6939
Worker	0.0238	0.0151	0.1911	4.7000e-004	0.0556	2.8000e-004	0.0558	0.0148	2.6000e-004	0.0150	0.0000	43.5049	43.5049	1.3200e-003	1.3100e-003	43.9281
Total	0.0275	0.0957	0.2357	8.6000e-004	0.0687	8.7000e-004	0.0696	0.0185	8.3000e-004	0.0194	0.0000	80.6390	80.6390	1.6000e-003	6.5200e-003	82.6220

3.5 Paving - 2023

Unmitigated Construction On-Site

	ROG	NOx	CO	SO2	Fugitive PM10	Exhaust PM10	PM10 Total	Fugitive PM2.5	Exhaust PM2.5	PM2.5 Total	Bio- CO2	NBio- CO2	Total CO2	CH4	N2O	CO2e
Category	tons/yr										MT/yr					
Off-Road	0.0155	0.1529	0.2188	3.4000e-004		7.6500e-003	7.6500e-003		7.0400e-003	7.0400e-003	0.0000	30.0403	30.0403	9.7200e-003	0.0000	30.2832
Paving	0.0000					0.0000	0.0000		0.0000	0.0000	0.0000	0.0000	0.0000	0.0000	0.0000	0.0000
Total	0.0155	0.1529	0.2188	3.4000e-004		7.6500e-003	7.6500e-003		7.0400e-003	7.0400e-003	0.0000	30.0403	30.0403	9.7200e-003	0.0000	30.2832

Coachella EIR Addendum: Existing Conditions - Salton Sea Air Basin, Annual

EMFAC Off-Model Adjustment Factors for Gasoline Light Duty Vehicle to Account for the SAFE Vehicle Rule Not Applied

3.5 Paving - 2023

Unmitigated Construction Off-Site

	ROG	NOx	CO	SO2	Fugitive PM10	Exhaust PM10	PM10 Total	Fugitive PM2.5	Exhaust PM2.5	PM2.5 Total	Bio- CO2	NBio- CO2	Total CO2	CH4	N2O	CO2e
Category	tons/yr										MT/yr					
Hauling	0.0000	0.0000	0.0000	0.0000	0.0000	0.0000	0.0000	0.0000	0.0000	0.0000	0.0000	0.0000	0.0000	0.0000	0.0000	0.0000
Vendor	0.0000	0.0000	0.0000	0.0000	0.0000	0.0000	0.0000	0.0000	0.0000	0.0000	0.0000	0.0000	0.0000	0.0000	0.0000	0.0000
Worker	8.0000e-004	5.1000e-004	6.4000e-003	2.0000e-005	1.8600e-003	1.0000e-005	1.8700e-003	4.9000e-004	1.0000e-005	5.0000e-004	0.0000	1.4566	1.4566	4.0000e-005	4.0000e-005	1.4708
Total	8.0000e-004	5.1000e-004	6.4000e-003	2.0000e-005	1.8600e-003	1.0000e-005	1.8700e-003	4.9000e-004	1.0000e-005	5.0000e-004	0.0000	1.4566	1.4566	4.0000e-005	4.0000e-005	1.4708

Mitigated Construction On-Site

	ROG	NOx	CO	SO2	Fugitive PM10	Exhaust PM10	PM10 Total	Fugitive PM2.5	Exhaust PM2.5	PM2.5 Total	Bio- CO2	NBio- CO2	Total CO2	CH4	N2O	CO2e
Category	tons/yr										MT/yr					
Off-Road	0.0155	0.1529	0.2188	3.4000e-004		7.6500e-003	7.6500e-003		7.0400e-003	7.0400e-003	0.0000	30.0403	30.0403	9.7200e-003	0.0000	30.2832
Paving	0.0000					0.0000	0.0000		0.0000	0.0000	0.0000	0.0000	0.0000	0.0000	0.0000	0.0000
Total	0.0155	0.1529	0.2188	3.4000e-004		7.6500e-003	7.6500e-003		7.0400e-003	7.0400e-003	0.0000	30.0403	30.0403	9.7200e-003	0.0000	30.2832

Item 16.

Coachella EIR Addendum: Existing Conditions - Salton Sea Air Basin, Annual

EMFAC Off-Model Adjustment Factors for Gasoline Light Duty Vehicle to Account for the SAFE Vehicle Rule Not Applied

3.5 Paving - 2023

Mitigated Construction Off-Site

	ROG	NOx	CO	SO2	Fugitive PM10	Exhaust PM10	PM10 Total	Fugitive PM2.5	Exhaust PM2.5	PM2.5 Total	Bio- CO2	NBio- CO2	Total CO2	CH4	N2O	CO2e
Category	tons/yr										MT/yr					
Hauling	0.0000	0.0000	0.0000	0.0000	0.0000	0.0000	0.0000	0.0000	0.0000	0.0000	0.0000	0.0000	0.0000	0.0000	0.0000	0.0000
Vendor	0.0000	0.0000	0.0000	0.0000	0.0000	0.0000	0.0000	0.0000	0.0000	0.0000	0.0000	0.0000	0.0000	0.0000	0.0000	0.0000
Worker	8.0000e-004	5.1000e-004	6.4000e-003	2.0000e-005	1.8600e-003	1.0000e-005	1.8700e-003	4.9000e-004	1.0000e-005	5.0000e-004	0.0000	1.4566	1.4566	4.0000e-005	4.0000e-005	1.4708
Total	8.0000e-004	5.1000e-004	6.4000e-003	2.0000e-005	1.8600e-003	1.0000e-005	1.8700e-003	4.9000e-004	1.0000e-005	5.0000e-004	0.0000	1.4566	1.4566	4.0000e-005	4.0000e-005	1.4708

3.6 Architectural Coating - 2023

Unmitigated Construction On-Site

	ROG	NOx	CO	SO2	Fugitive PM10	Exhaust PM10	PM10 Total	Fugitive PM2.5	Exhaust PM2.5	PM2.5 Total	Bio- CO2	NBio- CO2	Total CO2	CH4	N2O	CO2e
Category	tons/yr										MT/yr					
Archit. Coating	1.3905					0.0000	0.0000		0.0000	0.0000	0.0000	0.0000	0.0000	0.0000	0.0000	0.0000
Off-Road	4.3100e-003	0.0293	0.0408	7.0000e-005		1.5900e-003	1.5900e-003		1.5900e-003	1.5900e-003	0.0000	5.7448	5.7448	3.4000e-004	0.0000	5.7534
Total	1.3948	0.0293	0.0408	7.0000e-005		1.5900e-003	1.5900e-003		1.5900e-003	1.5900e-003	0.0000	5.7448	5.7448	3.4000e-004	0.0000	5.7534

Item 16.

Coachella EIR Addendum: Existing Conditions - Salton Sea Air Basin, Annual

EMFAC Off-Model Adjustment Factors for Gasoline Light Duty Vehicle to Account for the SAFE Vehicle Rule Not Applied

3.6 Architectural Coating - 2023

Unmitigated Construction Off-Site

	ROG	NOx	CO	SO2	Fugitive PM10	Exhaust PM10	PM10 Total	Fugitive PM2.5	Exhaust PM2.5	PM2.5 Total	Bio- CO2	NBio- CO2	Total CO2	CH4	N2O	CO2e
Category	tons/yr										MT/yr					
Hauling	0.0000	0.0000	0.0000	0.0000	0.0000	0.0000	0.0000	0.0000	0.0000	0.0000	0.0000	0.0000	0.0000	0.0000	0.0000	0.0000
Vendor	0.0000	0.0000	0.0000	0.0000	0.0000	0.0000	0.0000	0.0000	0.0000	0.0000	0.0000	0.0000	0.0000	0.0000	0.0000	0.0000
Worker	1.3600e-003	8.6000e-004	0.0109	3.0000e-005	3.1600e-003	2.0000e-005	3.1800e-003	8.4000e-004	1.0000e-005	8.5000e-004	0.0000	2.4763	2.4763	8.0000e-005	7.0000e-005	2.5004
Total	1.3600e-003	8.6000e-004	0.0109	3.0000e-005	3.1600e-003	2.0000e-005	3.1800e-003	8.4000e-004	1.0000e-005	8.5000e-004	0.0000	2.4763	2.4763	8.0000e-005	7.0000e-005	2.5004

Mitigated Construction On-Site

	ROG	NOx	CO	SO2	Fugitive PM10	Exhaust PM10	PM10 Total	Fugitive PM2.5	Exhaust PM2.5	PM2.5 Total	Bio- CO2	NBio- CO2	Total CO2	CH4	N2O	CO2e
Category	tons/yr										MT/yr					
Archit. Coating	1.3905					0.0000	0.0000		0.0000	0.0000	0.0000	0.0000	0.0000	0.0000	0.0000	0.0000
Off-Road	4.3100e-003	0.0293	0.0408	7.0000e-005		1.5900e-003	1.5900e-003		1.5900e-003	1.5900e-003	0.0000	5.7448	5.7448	3.4000e-004	0.0000	5.7534
Total	1.3948	0.0293	0.0408	7.0000e-005		1.5900e-003	1.5900e-003		1.5900e-003	1.5900e-003	0.0000	5.7448	5.7448	3.4000e-004	0.0000	5.7534

Item 16.

Coachella EIR Addendum: Existing Conditions - Salton Sea Air Basin, Annual

EMFAC Off-Model Adjustment Factors for Gasoline Light Duty Vehicle to Account for the SAFE Vehicle Rule Not Applied

3.6 Architectural Coating - 2023

Mitigated Construction Off-Site

	ROG	NOx	CO	SO2	Fugitive PM10	Exhaust PM10	PM10 Total	Fugitive PM2.5	Exhaust PM2.5	PM2.5 Total	Bio- CO2	NBio- CO2	Total CO2	CH4	N2O	CO2e
Category	tons/yr										MT/yr					
Hauling	0.0000	0.0000	0.0000	0.0000	0.0000	0.0000	0.0000	0.0000	0.0000	0.0000	0.0000	0.0000	0.0000	0.0000	0.0000	0.0000
Vendor	0.0000	0.0000	0.0000	0.0000	0.0000	0.0000	0.0000	0.0000	0.0000	0.0000	0.0000	0.0000	0.0000	0.0000	0.0000	0.0000
Worker	1.3600e-003	8.6000e-004	0.0109	3.0000e-005	3.1600e-003	2.0000e-005	3.1800e-003	8.4000e-004	1.0000e-005	8.5000e-004	0.0000	2.4763	2.4763	8.0000e-005	7.0000e-005	2.5004
Total	1.3600e-003	8.6000e-004	0.0109	3.0000e-005	3.1600e-003	2.0000e-005	3.1800e-003	8.4000e-004	1.0000e-005	8.5000e-004	0.0000	2.4763	2.4763	8.0000e-005	7.0000e-005	2.5004

Coachella EIR Addendum: Existing Conditions - Salton Sea Air Basin, Annual

Item 16.

EMFAC Off-Model Adjustment Factors for Gasoline Light Duty Vehicle to Account for the SAFE Vehicle Rule Not Applied

4.0 Operational Detail - Mobile

4.1 Mitigation Measures Mobile

	ROG	NOx	CO	SO2	Fugitive PM10	Exhaust PM10	PM10 Total	Fugitive PM2.5	Exhaust PM2.5	PM2.5 Total	Bio- CO2	NBio- CO2	Total CO2	CH4	N2O	CO2e
Category	tons/yr										MT/yr					
Mitigated	0.5254	0.7367	4.9382	0.0116	1.2378	8.9000e-003	1.2467	0.3304	8.3300e-003	0.3387	0.0000	1,069.1536	1,069.1536	0.0522	0.0530	1,086.2372
Unmitigated	0.5254	0.7367	4.9382	0.0116	1.2378	8.9000e-003	1.2467	0.3304	8.3300e-003	0.3387	0.0000	1,069.1536	1,069.1536	0.0522	0.0530	1,086.2372

4.2 Trip Summary Information

Land Use	Average Daily Trip Rate			Unmitigated	Mitigated
	Weekday	Saturday	Sunday	Annual VMT	Annual VMT
General Heavy Industry	992.00	1,284.00	1018.00	3,259,432	3,259,432
Total	992.00	1,284.00	1,018.00	3,259,432	3,259,432

4.3 Trip Type Information

Land Use	Miles			Trip %			Trip Purpose %		
	H-W or C-W	H-S or C-C	H-O or C-NW	H-W or C-W	H-S or C-C	H-O or C-NW	Primary	Diverted	Pass-by
General Heavy Industry	12.50	4.20	5.40	59.00	28.00	13.00	92	5	3

4.4 Fleet Mix

Land Use	LDA	LDT1	LDT2	MDV	LHD1	LHD2	MHD	HHD	OBUS	UBUS	MCY	SBUS	MH
General Heavy Industry	0.519370	0.060618	0.186312	0.143152	0.024585	Page 745	0.010773	0.020267	0.000881	0.000230	0.022128	0.000902	0.003872

Coachella EIR Addendum: Existing Conditions - Salton Sea Air Basin, Annual

Item 16.

EMFAC Off-Model Adjustment Factors for Gasoline Light Duty Vehicle to Account for the SAFE Vehicle Rule Not Applied

5.0 Energy Detail

Historical Energy Use: N

5.1 Mitigation Measures Energy

	ROG	NOx	CO	SO2	Fugitive PM10	Exhaust PM10	PM10 Total	Fugitive PM2.5	Exhaust PM2.5	PM2.5 Total	Bio- CO2	NBio- CO2	Total CO2	CH4	N2O	CO2e
Category	tons/yr										MT/yr					
Electricity Mitigated						0.0000	0.0000		0.0000	0.0000	0.0000	170.9682	170.9682	0.0297	3.6000e-003	172.7833
Electricity Unmitigated						0.0000	0.0000		0.0000	0.0000	0.0000	170.9682	170.9682	0.0297	3.6000e-003	172.7833
NaturalGas Mitigated	0.0349	0.3170	0.2663	1.9000e-003		0.0241	0.0241		0.0241	0.0241	0.0000	345.0504	345.0504	6.6100e-003	6.3300e-003	347.1009
NaturalGas Unmitigated	0.0349	0.3170	0.2663	1.9000e-003		0.0241	0.0241		0.0241	0.0241	0.0000	345.0504	345.0504	6.6100e-003	6.3300e-003	347.1009

Coachella EIR Addendum: Existing Conditions - Salton Sea Air Basin, Annual

EMFAC Off-Model Adjustment Factors for Gasoline Light Duty Vehicle to Account for the SAFE Vehicle Rule Not Applied

5.2 Energy by Land Use - Natural Gas

Unmitigated

	Natural Gas Use	ROG	NOx	CO	SO2	Fugitive PM10	Exhaust PM10	PM10 Total	Fugitive PM2.5	Exhaust PM2.5	PM2.5 Total	Bio- CO2	NBio- CO2	Total CO2	CH4	N2O	CO2e
Land Use	kBTU/yr	tons/yr										MT/yr					
General Heavy Industry	6.466e+006	0.0349	0.3170	0.2663	1.9000e-003		0.0241	0.0241		0.0241	0.0241	0.0000	345.0504	345.0504	6.6100e-003	6.3300e-003	347.1009
Total		0.0349	0.3170	0.2663	1.9000e-003		0.0241	0.0241		0.0241	0.0241	0.0000	345.0504	345.0504	6.6100e-003	6.3300e-003	347.1009

Mitigated

	Natural Gas Use	ROG	NOx	CO	SO2	Fugitive PM10	Exhaust PM10	PM10 Total	Fugitive PM2.5	Exhaust PM2.5	PM2.5 Total	Bio- CO2	NBio- CO2	Total CO2	CH4	N2O	CO2e
Land Use	kBTU/yr	tons/yr										MT/yr					
General Heavy Industry	6.466e+006	0.0349	0.3170	0.2663	1.9000e-003		0.0241	0.0241		0.0241	0.0241	0.0000	345.0504	345.0504	6.6100e-003	6.3300e-003	347.1009
Total		0.0349	0.3170	0.2663	1.9000e-003		0.0241	0.0241		0.0241	0.0241	0.0000	345.0504	345.0504	6.6100e-003	6.3300e-003	347.1009

Coachella EIR Addendum: Existing Conditions - Salton Sea Air Basin, Annual

Item 16.

EMFAC Off-Model Adjustment Factors for Gasoline Light Duty Vehicle to Account for the SAFE Vehicle Rule Not Applied

5.3 Energy by Land Use - Electricity

Unmitigated

	Electricity Use	Total CO2	CH4	N2O	CO2e
Land Use	kWh/yr	MT/yr			
General Heavy Industry	1.984e+006	170.9682	0.0297	3.6000e-003	172.7833
Total		170.9682	0.0297	3.6000e-003	172.7833

Mitigated

	Electricity Use	Total CO2	CH4	N2O	CO2e
Land Use	kWh/yr	MT/yr			
General Heavy Industry	1.984e+006	170.9682	0.0297	3.6000e-003	172.7833
Total		170.9682	0.0297	3.6000e-003	172.7833

6.0 Area Detail

6.1 Mitigation Measures Area

Item 16.

Coachella EIR Addendum: Existing Conditions - Salton Sea Air Basin, Annual

EMFAC Off-Model Adjustment Factors for Gasoline Light Duty Vehicle to Account for the SAFE Vehicle Rule Not Applied

	ROG	NOx	CO	SO2	Fugitive PM10	Exhaust PM10	PM10 Total	Fugitive PM2.5	Exhaust PM2.5	PM2.5 Total	Bio- CO2	NBio- CO2	Total CO2	CH4	N2O	CO2e
Category	tons/yr										MT/yr					
Mitigated	0.9203	2.0000e-005	1.8300e-003	0.0000		1.0000e-005	1.0000e-005		1.0000e-005	1.0000e-005	0.0000	3.5700e-003	3.5700e-003	1.0000e-005	0.0000	3.8100e-003
Unmitigated	0.9203	2.0000e-005	1.8300e-003	0.0000		1.0000e-005	1.0000e-005		1.0000e-005	1.0000e-005	0.0000	3.5700e-003	3.5700e-003	1.0000e-005	0.0000	3.8100e-003

6.2 Area by SubCategory

Unmitigated

	ROG	NOx	CO	SO2	Fugitive PM10	Exhaust PM10	PM10 Total	Fugitive PM2.5	Exhaust PM2.5	PM2.5 Total	Bio- CO2	NBio- CO2	Total CO2	CH4	N2O	CO2e
SubCategory	tons/yr										MT/yr					
Architectural Coating	0.1391					0.0000	0.0000		0.0000	0.0000	0.0000	0.0000	0.0000	0.0000	0.0000	0.0000
Consumer Products	0.7811					0.0000	0.0000		0.0000	0.0000	0.0000	0.0000	0.0000	0.0000	0.0000	0.0000
Landscaping	1.7000e-004	2.0000e-005	1.8300e-003	0.0000		1.0000e-005	1.0000e-005		1.0000e-005	1.0000e-005	0.0000	3.5700e-003	3.5700e-003	1.0000e-005	0.0000	3.8100e-003
Total	0.9203	2.0000e-005	1.8300e-003	0.0000		1.0000e-005	1.0000e-005		1.0000e-005	1.0000e-005	0.0000	3.5700e-003	3.5700e-003	1.0000e-005	0.0000	3.8100e-003

Coachella EIR Addendum: Existing Conditions - Salton Sea Air Basin, Annual

EMFAC Off-Model Adjustment Factors for Gasoline Light Duty Vehicle to Account for the SAFE Vehicle Rule Not Applied

6.2 Area by SubCategory

Mitigated

	ROG	NOx	CO	SO2	Fugitive PM10	Exhaust PM10	PM10 Total	Fugitive PM2.5	Exhaust PM2.5	PM2.5 Total	Bio- CO2	NBio- CO2	Total CO2	CH4	N2O	CO2e
SubCategory	tons/yr										MT/yr					
Architectural Coating	0.1391					0.0000	0.0000		0.0000	0.0000	0.0000	0.0000	0.0000	0.0000	0.0000	0.0000
Consumer Products	0.7811					0.0000	0.0000		0.0000	0.0000	0.0000	0.0000	0.0000	0.0000	0.0000	0.0000
Landscaping	1.7000e-004	2.0000e-005	1.8300e-003	0.0000		1.0000e-005	1.0000e-005		1.0000e-005	1.0000e-005	0.0000	3.5700e-003	3.5700e-003	1.0000e-005	0.0000	3.8100e-003
Total	0.9203	2.0000e-005	1.8300e-003	0.0000		1.0000e-005	1.0000e-005		1.0000e-005	1.0000e-005	0.0000	3.5700e-003	3.5700e-003	1.0000e-005	0.0000	3.8100e-003

7.0 Water Detail

7.1 Mitigation Measures Water

Item 16.

Coachella EIR Addendum: Existing Conditions - Salton Sea Air Basin, Annual

EMFAC Off-Model Adjustment Factors for Gasoline Light Duty Vehicle to Account for the SAFE Vehicle Rule Not Applied

	Total CO2	CH4	N2O	CO2e
Category	MT/yr			
Mitigated	66.5685	1.5161	0.0367	115.4002
Unmitigated	66.5685	1.5161	0.0367	115.4002

7.2 Water by Land Use

Unmitigated

	Indoor/Outdoor Use	Total CO2	CH4	N2O	CO2e
Land Use	Mgal	MT/yr			
General Heavy Industry	46.25 / 0	66.5685	1.5161	0.0367	115.4002
Total		66.5685	1.5161	0.0367	115.4002

Coachella EIR Addendum: Existing Conditions - Salton Sea Air Basin, Annual

Item 16.

EMFAC Off-Model Adjustment Factors for Gasoline Light Duty Vehicle to Account for the SAFE Vehicle Rule Not Applied

7.2 Water by Land Use

Mitigated

	Indoor/Outdoor Use	Total CO2	CH4	N2O	CO2e
Land Use	Mgal	MT/yr			
General Heavy Industry	46.25 / 0	66.5685	1.5161	0.0367	115.4002
Total		66.5685	1.5161	0.0367	115.4002

8.0 Waste Detail

8.1 Mitigation Measures Waste

Category/Year

	Total CO2	CH4	N2O	CO2e
	MT/yr			
Mitigated	50.3418	2.9751	0.0000	124.7196
Unmitigated	50.3418	2.9751	0.0000	124.7196

Coachella EIR Addendum: Existing Conditions - Salton Sea Air Basin, Annual

EMFAC Off-Model Adjustment Factors for Gasoline Light Duty Vehicle to Account for the SAFE Vehicle Rule Not Applied

8.2 Waste by Land Use

Unmitigated

	Waste Disposed	Total CO2	CH4	N2O	CO2e
Land Use	tons	MT/yr			
General Heavy Industry	248	50.3418	2.9751	0.0000	124.7196
Total		50.3418	2.9751	0.0000	124.7196

Mitigated

	Waste Disposed	Total CO2	CH4	N2O	CO2e
Land Use	tons	MT/yr			
General Heavy Industry	248	50.3418	2.9751	0.0000	124.7196
Total		50.3418	2.9751	0.0000	124.7196

9.0 Operational Offroad

Equipment Type	Number	Hours/Day	Days/Year	Horse Power	Load Factor	Fuel Type
----------------	--------	-----------	-----------	-------------	-------------	-----------

EMFAC Off-Model Adjustment Factors for Gasoline Light Duty Vehicle to Account for the SAFE Vehicle Rule Not Applied

10.0 Stationary Equipment

Fire Pumps and Emergency Generators

Equipment Type	Number	Hours/Day	Hours/Year	Horse Power	Load Factor	Fuel Type
----------------	--------	-----------	------------	-------------	-------------	-----------

Boilers

Equipment Type	Number	Heat Input/Day	Heat Input/Year	Boiler Rating	Fuel Type
----------------	--------	----------------	-----------------	---------------	-----------

User Defined Equipment

Equipment Type	Number
----------------	--------

11.0 Vegetation

Coachella EIR Addendum: Proposed Conditions - Salton Sea Air Basin, Summer

EMFAC Off-Model Adjustment Factors for Gasoline Light Duty Vehicle to Account for the SAFE Vehicle Rule Not Applied

**Coachella EIR Addendum: Proposed Conditions
Salton Sea Air Basin, Summer**

1.0 Project Characteristics

1.1 Land Usage

Land Uses	Size	Metric	Lot Acreage	Floor Surface Area	Population
Apartments Mid Rise	507.00	Dwelling Unit	7.80	507,000.00	2155

1.2 Other Project Characteristics

Urbanization	Urban	Wind Speed (m/s)	3.4	Precipitation Freq (Days)	20
Climate Zone	10			Operational Year	2025
Utility Company	Imperial Irrigation District				
CO2 Intensity (lb/MWhr)	189.98	CH4 Intensity (lb/MWhr)	0.033	N2O Intensity (lb/MWhr)	0.004

1.3 User Entered Comments & Non-Default Data

Project Characteristics - Assumes 1.5 year buildout - 507 DU multifamily housing.

Land Use - Assumes buildout site buildout of 65 DU/AC, total of 507 DU and population of 2,155.

Construction Phase - Assumes paving and arch coating will occur concurrently with building construction.

On-road Fugitive Dust - All roadways accessing the site are paved.

Vehicle Trips -

Road Dust - All roadways will be paved.

Construction Off-road Equipment Mitigation - Assumes adherence to standard dust control measures per SCAQMD Rule 403.1

Woodstoves - No wood burning appliances

Table Name	Column Name	Default Value	New Value
tblConstructionPhase	NumDays	20.00	100.00
tblConstructionPhase	NumDays	Page 755	250.00

Item 16.

Coachella EIR Addendum: Proposed Conditions - Salton Sea Air Basin, Summer

EMFAC Off-Model Adjustment Factors for Gasoline Light Duty Vehicle to Account for the SAFE Vehicle Rule Not Applied

tblConstructionPhase	NumDays	20.00	30.00
tblConstructionPhase	PhaseEndDate	9/8/2023	10/18/2023
tblConstructionPhase	PhaseEndDate	7/14/2023	8/11/2023
tblConstructionPhase	PhaseEndDate	8/11/2023	10/12/2023
tblConstructionPhase	PhaseStartDate	8/12/2023	6/1/2023
tblConstructionPhase	PhaseStartDate	7/15/2023	9/1/2023
tblFireplaces	FireplaceWoodMass	2,080.00	0.00
tblLandUse	LotAcreage	13.34	7.80
tblLandUse	Population	1,638.00	2,155.00
tblOnRoadDust	HaulingPercentPave	50.00	100.00
tblOnRoadDust	HaulingPercentPave	50.00	100.00
tblOnRoadDust	HaulingPercentPave	50.00	100.00
tblOnRoadDust	HaulingPercentPave	50.00	100.00
tblOnRoadDust	HaulingPercentPave	50.00	100.00
tblOnRoadDust	VendorPercentPave	50.00	100.00
tblOnRoadDust	VendorPercentPave	50.00	100.00
tblOnRoadDust	VendorPercentPave	50.00	100.00
tblOnRoadDust	VendorPercentPave	50.00	100.00
tblOnRoadDust	VendorPercentPave	50.00	100.00
tblOnRoadDust	VendorPercentPave	50.00	100.00
tblOnRoadDust	WorkerPercentPave	50.00	100.00
tblOnRoadDust	WorkerPercentPave	50.00	100.00
tblOnRoadDust	WorkerPercentPave	50.00	100.00
tblOnRoadDust	WorkerPercentPave	50.00	100.00
tblOnRoadDust	WorkerPercentPave	50.00	100.00
tblRoadDust	RoadPercentPave	50	100

2.0 Emissions Summary

Coachella EIR Addendum: Proposed Conditions - Salton Sea Air Basin, Summer

EMFAC Off-Model Adjustment Factors for Gasoline Light Duty Vehicle to Account for the SAFE Vehicle Rule Not Applied

2.1 Overall Construction (Maximum Daily Emission)

Unmitigated Construction

	ROG	NOx	CO	SO2	Fugitive PM10	Exhaust PM10	PM10 Total	Fugitive PM2.5	Exhaust PM2.5	PM2.5 Total	Bio- CO2	NBio- CO2	Total CO2	CH4	N2O	CO2e
Year	lb/day										lb/day					
2022	3.5288	33.1294	31.5339	0.0644	19.8076	1.6134	21.4210	10.1424	1.4843	11.6267	0.0000	6,372.873 1	6,372.873 1	1.1967	0.2076	6,452.493 4
2023	67.2064	18.2335	34.5373	0.0718	3.9359	0.8007	4.7366	1.0502	0.7575	1.8076	0.0000	7,100.932 6	7,100.932 6	0.7506	0.2116	7,182.231 5
Maximum	67.2064	33.1294	34.5373	0.0718	19.8076	1.6134	21.4210	10.1424	1.4843	11.6267	0.0000	7,100.932 6	7,100.932 6	1.1967	0.2116	7,182.231 5

Mitigated Construction

	ROG	NOx	CO	SO2	Fugitive PM10	Exhaust PM10	PM10 Total	Fugitive PM2.5	Exhaust PM2.5	PM2.5 Total	Bio- CO2	NBio- CO2	Total CO2	CH4	N2O	CO2e
Year	lb/day										lb/day					
2022	3.5288	33.1294	31.5339	0.0644	8.9963	1.6134	10.6096	4.5861	1.4843	6.0704	0.0000	6,372.873 1	6,372.873 1	1.1967	0.2076	6,452.493 4
2023	67.2064	18.2335	34.5373	0.0718	3.9359	0.8007	4.7366	1.0502	0.7575	1.8076	0.0000	7,100.932 6	7,100.932 6	0.7506	0.2116	7,182.231 5
Maximum	67.2064	33.1294	34.5373	0.0718	8.9963	1.6134	10.6096	4.5861	1.4843	6.0704	0.0000	7,100.932 6	7,100.932 6	1.1967	0.2116	7,182.231 5

Coachella EIR Addendum: Proposed Conditions - Salton Sea Air Basin, Summer

Item 16.

EMFAC Off-Model Adjustment Factors for Gasoline Light Duty Vehicle to Account for the SAFE Vehicle Rule Not Applied

	ROG	NOx	CO	SO2	Fugitive PM10	Exhaust PM10	PM10 Total	Fugitive PM2.5	Exhaust PM2.5	PM2.5 Total	Bio- CO2	NBio-CO2	Total CO2	CH4	N2O	CO2e
Percent Reduction	0.00	0.00	0.00	0.00	45.53	0.00	41.33	49.64	0.00	41.36	0.00	0.00	0.00	0.00	0.00	0.00

Item 16.

Coachella EIR Addendum: Proposed Conditions - Salton Sea Air Basin, Summer

EMFAC Off-Model Adjustment Factors for Gasoline Light Duty Vehicle to Account for the SAFE Vehicle Rule Not Applied

2.2 Overall Operational

Unmitigated Operational

	ROG	NOx	CO	SO2	Fugitive PM10	Exhaust PM10	PM10 Total	Fugitive PM2.5	Exhaust PM2.5	PM2.5 Total	Bio- CO2	NBio- CO2	Total CO2	CH4	N2O	CO2e
Category	lb/day										lb/day					
Area	14.3462	4.7832	43.6191	0.0297		0.5797	0.5797		0.5797	0.5797	0.0000	5,567.0207	5,567.0207	0.1774	0.1007	5,601.4583
Energy	0.2154	1.8411	0.7834	0.0118		0.1489	0.1489		0.1489	0.1489		2,350.2853	2,350.2853	0.0451	0.0431	2,364.2519
Mobile	8.9091	8.0451	64.8939	0.1308	13.0265	0.0956	13.1221	3.4735	0.0895	3.5630		13,316.8239	13,316.8239	0.6831	0.6560	13,529.4027
Total	23.4708	14.6694	109.2964	0.1723	13.0265	0.8242	13.8506	3.4735	0.8180	4.2916	0.0000	21,234.1300	21,234.1300	0.9055	0.7998	21,495.1128

Mitigated Operational

	ROG	NOx	CO	SO2	Fugitive PM10	Exhaust PM10	PM10 Total	Fugitive PM2.5	Exhaust PM2.5	PM2.5 Total	Bio- CO2	NBio- CO2	Total CO2	CH4	N2O	CO2e
Category	lb/day										lb/day					
Area	14.3462	4.7832	43.6191	0.0297		0.5797	0.5797		0.5797	0.5797	0.0000	5,567.0207	5,567.0207	0.1774	0.1007	5,601.4583
Energy	0.2154	1.8411	0.7834	0.0118		0.1489	0.1489		0.1489	0.1489		2,350.2853	2,350.2853	0.0451	0.0431	2,364.2519
Mobile	8.9091	8.0451	64.8939	0.1308	13.0265	0.0956	13.1221	3.4735	0.0895	3.5630		13,316.8239	13,316.8239	0.6831	0.6560	13,529.4027
Total	23.4708	14.6694	109.2964	0.1723	13.0265	0.8242	13.8506	3.4735	0.8180	4.2916	0.0000	21,234.1300	21,234.1300	0.9055	0.7998	21,495.1128

Coachella EIR Addendum: Proposed Conditions - Salton Sea Air Basin, Summer

EMFAC Off-Model Adjustment Factors for Gasoline Light Duty Vehicle to Account for the SAFE Vehicle Rule Not Applied

	ROG	NOx	CO	SO2	Fugitive PM10	Exhaust PM10	PM10 Total	Fugitive PM2.5	Exhaust PM2.5	PM2.5 Total	Bio- CO2	NBio-CO2	Total CO2	CH4	N2O	CO2e
Percent Reduction	0.00	0.00	0.00	0.00	0.00	0.00	0.00	0.00	0.00	0.00	0.00	0.00	0.00	0.00	0.00	0.00

3.0 Construction Detail

Construction Phase

Phase Number	Phase Name	Phase Type	Start Date	End Date	Num Days Week	Num Days	Phase Description
1	Site Preparation	Site Preparation	7/18/2022	7/29/2022	5	10	
2	Grading	Grading	7/30/2022	8/26/2022	5	20	
3	Building Construction	Building Construction	8/27/2022	8/11/2023	5	250	
4	Architectural Coating	Architectural Coating	6/1/2023	10/18/2023	5	100	
5	Paving	Paving	9/1/2023	10/12/2023	5	30	

Acres of Grading (Site Preparation Phase): 15

Acres of Grading (Grading Phase): 20

Acres of Paving: 0

Residential Indoor: 1,026,675; Residential Outdoor: 342,225; Non-Residential Indoor: 0; Non-Residential Outdoor: 0; Striped Parking Area: 0 (Architectural Coating – sqft)

OffRoad Equipment

Phase Name	Offroad Equipment Type	Amount	Usage Hours	Horse Power	Load Factor
Architectural Coating	Air Compressors	1	6.00	78	0.48
Building Construction	Cranes	1	7.00	231	0.29
Grading	Excavators	1	8.00	158	0.38
Building Construction	Forklifts	3	8.00	89	0.20
Building Construction	Generator Sets	1	8.00	84	0.74
Grading	Graders		8.00	187	0.41

Item 16.

Coachella EIR Addendum: Proposed Conditions - Salton Sea Air Basin, Summer

EMFAC Off-Model Adjustment Factors for Gasoline Light Duty Vehicle to Account for the SAFE Vehicle Rule Not Applied

Paving	Pavers	2	8.00	130	0.42
Paving	Paving Equipment	2	8.00	132	0.36
Paving	Rollers	2	8.00	80	0.38
Grading	Rubber Tired Dozers	1	8.00	247	0.40
Site Preparation	Rubber Tired Dozers	3	8.00	247	0.40
Building Construction	Tractors/Loaders/Backhoes	3	7.00	97	0.37
Grading	Tractors/Loaders/Backhoes	3	8.00	97	0.37
Site Preparation	Tractors/Loaders/Backhoes	4	8.00	97	0.37
Building Construction	Welders	1	8.00	46	0.45

Trips and VMT

Phase Name	Offroad Equipment Count	Worker Trip Number	Vendor Trip Number	Hauling Trip Number	Worker Trip Length	Vendor Trip Length	Hauling Trip Length	Worker Vehicle Class	Vendor Vehicle Class	Hauling Vehicle Class
Site Preparation	7	18.00	0.00	0.00	11.00	5.40	20.00	LD_Mix	HDT_Mix	HHDT
Grading	6	15.00	0.00	0.00	11.00	5.40	20.00	LD_Mix	HDT_Mix	HHDT
Building Construction	9	365.00	54.00	0.00	11.00	5.40	20.00	LD_Mix	HDT_Mix	HHDT
Paving	6	15.00	0.00	0.00	11.00	5.40	20.00	LD_Mix	HDT_Mix	HHDT
Architectural Coating	1	73.00	0.00	0.00	11.00	5.40	20.00	LD_Mix	HDT_Mix	HHDT

3.1 Mitigation Measures Construction

Use Soil Stabilizer

Water Exposed Area

Item 16.

Coachella EIR Addendum: Proposed Conditions - Salton Sea Air Basin, Summer

EMFAC Off-Model Adjustment Factors for Gasoline Light Duty Vehicle to Account for the SAFE Vehicle Rule Not Applied

3.2 Site Preparation - 2022

Unmitigated Construction On-Site

	ROG	NOx	CO	SO2	Fugitive PM10	Exhaust PM10	PM10 Total	Fugitive PM2.5	Exhaust PM2.5	PM2.5 Total	Bio- CO2	NBio- CO2	Total CO2	CH4	N2O	CO2e
Category	lb/day										lb/day					
Fugitive Dust					19.6570	0.0000	19.6570	10.1025	0.0000	10.1025			0.0000			0.0000
Off-Road	3.1701	33.0835	19.6978	0.0380		1.6126	1.6126		1.4836	1.4836		3,686.0619	3,686.0619	1.1922		3,715.8655
Total	3.1701	33.0835	19.6978	0.0380	19.6570	1.6126	21.2696	10.1025	1.4836	11.5860		3,686.0619	3,686.0619	1.1922		3,715.8655

Unmitigated Construction Off-Site

	ROG	NOx	CO	SO2	Fugitive PM10	Exhaust PM10	PM10 Total	Fugitive PM2.5	Exhaust PM2.5	PM2.5 Total	Bio- CO2	NBio- CO2	Total CO2	CH4	N2O	CO2e
Category	lb/day										lb/day					
Hauling	0.0000	0.0000	0.0000	0.0000	0.0000	0.0000	0.0000	0.0000	0.0000	0.0000		0.0000	0.0000	0.0000	0.0000	0.0000
Vendor	0.0000	0.0000	0.0000	0.0000	0.0000	0.0000	0.0000	0.0000	0.0000	0.0000		0.0000	0.0000	0.0000	0.0000	0.0000
Worker	0.0851	0.0458	0.7017	1.4400e-003	0.1506	7.9000e-004	0.1514	0.0400	7.3000e-004	0.0407		145.6432	145.6432	4.5100e-003	4.2200e-003	147.0125
Total	0.0851	0.0458	0.7017	1.4400e-003	0.1506	7.9000e-004	0.1514	0.0400	7.3000e-004	0.0407		145.6432	145.6432	4.5100e-003	4.2200e-003	147.0125

Item 16.

Coachella EIR Addendum: Proposed Conditions - Salton Sea Air Basin, Summer

EMFAC Off-Model Adjustment Factors for Gasoline Light Duty Vehicle to Account for the SAFE Vehicle Rule Not Applied

3.2 Site Preparation - 2022

Mitigated Construction On-Site

	ROG	NOx	CO	SO2	Fugitive PM10	Exhaust PM10	PM10 Total	Fugitive PM2.5	Exhaust PM2.5	PM2.5 Total	Bio- CO2	NBio- CO2	Total CO2	CH4	N2O	CO2e
Category	lb/day										lb/day					
Fugitive Dust					8.8457	0.0000	8.8457	4.5461	0.0000	4.5461			0.0000			0.0000
Off-Road	3.1701	33.0835	19.6978	0.0380		1.6126	1.6126		1.4836	1.4836	0.0000	3,686.0619	3,686.0619	1.1922		3,715.8655
Total	3.1701	33.0835	19.6978	0.0380	8.8457	1.6126	10.4582	4.5461	1.4836	6.0297	0.0000	3,686.0619	3,686.0619	1.1922		3,715.8655

Mitigated Construction Off-Site

	ROG	NOx	CO	SO2	Fugitive PM10	Exhaust PM10	PM10 Total	Fugitive PM2.5	Exhaust PM2.5	PM2.5 Total	Bio- CO2	NBio- CO2	Total CO2	CH4	N2O	CO2e
Category	lb/day										lb/day					
Hauling	0.0000	0.0000	0.0000	0.0000	0.0000	0.0000	0.0000	0.0000	0.0000	0.0000		0.0000	0.0000	0.0000	0.0000	0.0000
Vendor	0.0000	0.0000	0.0000	0.0000	0.0000	0.0000	0.0000	0.0000	0.0000	0.0000		0.0000	0.0000	0.0000	0.0000	0.0000
Worker	0.0851	0.0458	0.7017	1.4400e-003	0.1506	7.9000e-004	0.1514	0.0400	7.3000e-004	0.0407		145.6432	145.6432	4.5100e-003	4.2200e-003	147.0125
Total	0.0851	0.0458	0.7017	1.4400e-003	0.1506	7.9000e-004	0.1514	0.0400	7.3000e-004	0.0407		145.6432	145.6432	4.5100e-003	4.2200e-003	147.0125

Item 16.

Coachella EIR Addendum: Proposed Conditions - Salton Sea Air Basin, Summer

EMFAC Off-Model Adjustment Factors for Gasoline Light Duty Vehicle to Account for the SAFE Vehicle Rule Not Applied

3.3 Grading - 2022

Unmitigated Construction On-Site

	ROG	NOx	CO	SO2	Fugitive PM10	Exhaust PM10	PM10 Total	Fugitive PM2.5	Exhaust PM2.5	PM2.5 Total	Bio- CO2	NBio- CO2	Total CO2	CH4	N2O	CO2e
Category	lb/day										lb/day					
Fugitive Dust					7.0826	0.0000	7.0826	3.4247	0.0000	3.4247			0.0000			0.0000
Off-Road	1.9486	20.8551	15.2727	0.0297		0.9409	0.9409		0.8656	0.8656		2,872.046 4	2,872.046 4	0.9289		2,895.268 4
Total	1.9486	20.8551	15.2727	0.0297	7.0826	0.9409	8.0234	3.4247	0.8656	4.2903		2,872.046 4	2,872.046 4	0.9289		2,895.268 4

Unmitigated Construction Off-Site

	ROG	NOx	CO	SO2	Fugitive PM10	Exhaust PM10	PM10 Total	Fugitive PM2.5	Exhaust PM2.5	PM2.5 Total	Bio- CO2	NBio- CO2	Total CO2	CH4	N2O	CO2e
Category	lb/day										lb/day					
Hauling	0.0000	0.0000	0.0000	0.0000	0.0000	0.0000	0.0000	0.0000	0.0000	0.0000		0.0000	0.0000	0.0000	0.0000	0.0000
Vendor	0.0000	0.0000	0.0000	0.0000	0.0000	0.0000	0.0000	0.0000	0.0000	0.0000		0.0000	0.0000	0.0000	0.0000	0.0000
Worker	0.0709	0.0382	0.5848	1.2000e-003	0.1255	6.6000e-004	0.1262	0.0333	6.1000e-004	0.0339		121.3693	121.3693	3.7600e-003	3.5100e-003	122.5104
Total	0.0709	0.0382	0.5848	1.2000e-003	0.1255	6.6000e-004	0.1262	0.0333	6.1000e-004	0.0339		121.3693	121.3693	3.7600e-003	3.5100e-003	122.5104

Item 16.

Coachella EIR Addendum: Proposed Conditions - Salton Sea Air Basin, Summer

EMFAC Off-Model Adjustment Factors for Gasoline Light Duty Vehicle to Account for the SAFE Vehicle Rule Not Applied

3.3 Grading - 2022

Mitigated Construction On-Site

	ROG	NOx	CO	SO2	Fugitive PM10	Exhaust PM10	PM10 Total	Fugitive PM2.5	Exhaust PM2.5	PM2.5 Total	Bio- CO2	NBio- CO2	Total CO2	CH4	N2O	CO2e
Category	lb/day										lb/day					
Fugitive Dust					3.1872	0.0000	3.1872	1.5411	0.0000	1.5411			0.0000			0.0000
Off-Road	1.9486	20.8551	15.2727	0.0297		0.9409	0.9409		0.8656	0.8656	0.0000	2,872.046 4	2,872.046 4	0.9289		2,895.268 4
Total	1.9486	20.8551	15.2727	0.0297	3.1872	0.9409	4.1280	1.5411	0.8656	2.4067	0.0000	2,872.046 4	2,872.046 4	0.9289		2,895.268 4

Mitigated Construction Off-Site

	ROG	NOx	CO	SO2	Fugitive PM10	Exhaust PM10	PM10 Total	Fugitive PM2.5	Exhaust PM2.5	PM2.5 Total	Bio- CO2	NBio- CO2	Total CO2	CH4	N2O	CO2e
Category	lb/day										lb/day					
Hauling	0.0000	0.0000	0.0000	0.0000	0.0000	0.0000	0.0000	0.0000	0.0000	0.0000		0.0000	0.0000	0.0000	0.0000	0.0000
Vendor	0.0000	0.0000	0.0000	0.0000	0.0000	0.0000	0.0000	0.0000	0.0000	0.0000		0.0000	0.0000	0.0000	0.0000	0.0000
Worker	0.0709	0.0382	0.5848	1.2000e-003	0.1255	6.6000e-004	0.1262	0.0333	6.1000e-004	0.0339		121.3693	121.3693	3.7600e-003	3.5100e-003	122.5104
Total	0.0709	0.0382	0.5848	1.2000e-003	0.1255	6.6000e-004	0.1262	0.0333	6.1000e-004	0.0339		121.3693	121.3693	3.7600e-003	3.5100e-003	122.5104

Item 16.

Coachella EIR Addendum: Proposed Conditions - Salton Sea Air Basin, Summer

EMFAC Off-Model Adjustment Factors for Gasoline Light Duty Vehicle to Account for the SAFE Vehicle Rule Not Applied

3.4 Building Construction - 2022

Unmitigated Construction On-Site

	ROG	NOx	CO	SO2	Fugitive PM10	Exhaust PM10	PM10 Total	Fugitive PM2.5	Exhaust PM2.5	PM2.5 Total	Bio- CO2	NBio- CO2	Total CO2	CH4	N2O	CO2e
Category	lb/day										lb/day					
Off-Road	1.7062	15.6156	16.3634	0.0269		0.8090	0.8090		0.7612	0.7612		2,554.3336	2,554.3336	0.6120		2,569.6322
Total	1.7062	15.6156	16.3634	0.0269		0.8090	0.8090		0.7612	0.7612		2,554.3336	2,554.3336	0.6120		2,569.6322

Unmitigated Construction Off-Site

	ROG	NOx	CO	SO2	Fugitive PM10	Exhaust PM10	PM10 Total	Fugitive PM2.5	Exhaust PM2.5	PM2.5 Total	Bio- CO2	NBio- CO2	Total CO2	CH4	N2O	CO2e
Category	lb/day										lb/day					
Hauling	0.0000	0.0000	0.0000	0.0000	0.0000	0.0000	0.0000	0.0000	0.0000	0.0000		0.0000	0.0000	0.0000	0.0000	0.0000
Vendor	0.0970	1.8927	0.9408	8.2100e-003	0.2713	0.0235	0.2947	0.0782	0.0224	0.1006		865.2195	865.2195	7.2500e-003	0.1221	901.7750
Worker	1.7255	0.9296	14.2298	0.0292	3.0539	0.0161	3.0700	0.8100	0.0148	0.8249		2,953.3201	2,953.3201	0.0914	0.0855	2,981.0862
Total	1.8225	2.8223	15.1705	0.0374	3.3251	0.0396	3.3647	0.8882	0.0373	0.9255		3,818.5395	3,818.5395	0.0986	0.2076	3,882.8612

Item 16.

Coachella EIR Addendum: Proposed Conditions - Salton Sea Air Basin, Summer

EMFAC Off-Model Adjustment Factors for Gasoline Light Duty Vehicle to Account for the SAFE Vehicle Rule Not Applied

3.4 Building Construction - 2022

Mitigated Construction On-Site

	ROG	NOx	CO	SO2	Fugitive PM10	Exhaust PM10	PM10 Total	Fugitive PM2.5	Exhaust PM2.5	PM2.5 Total	Bio- CO2	NBio- CO2	Total CO2	CH4	N2O	CO2e
Category	lb/day										lb/day					
Off-Road	1.7062	15.6156	16.3634	0.0269		0.8090	0.8090		0.7612	0.7612	0.0000	2,554.3336	2,554.3336	0.6120		2,569.6322
Total	1.7062	15.6156	16.3634	0.0269		0.8090	0.8090		0.7612	0.7612	0.0000	2,554.3336	2,554.3336	0.6120		2,569.6322

Mitigated Construction Off-Site

	ROG	NOx	CO	SO2	Fugitive PM10	Exhaust PM10	PM10 Total	Fugitive PM2.5	Exhaust PM2.5	PM2.5 Total	Bio- CO2	NBio- CO2	Total CO2	CH4	N2O	CO2e
Category	lb/day										lb/day					
Hauling	0.0000	0.0000	0.0000	0.0000	0.0000	0.0000	0.0000	0.0000	0.0000	0.0000		0.0000	0.0000	0.0000	0.0000	0.0000
Vendor	0.0970	1.8927	0.9408	8.2100e-003	0.2713	0.0235	0.2947	0.0782	0.0224	0.1006		865.2195	865.2195	7.2500e-003	0.1221	901.7750
Worker	1.7255	0.9296	14.2298	0.0292	3.0539	0.0161	3.0700	0.8100	0.0148	0.8249		2,953.3201	2,953.3201	0.0914	0.0855	2,981.0862
Total	1.8225	2.8223	15.1705	0.0374	3.3251	0.0396	3.3647	0.8882	0.0373	0.9255		3,818.5395	3,818.5395	0.0986	0.2076	3,882.8612

Item 16.

Coachella EIR Addendum: Proposed Conditions - Salton Sea Air Basin, Summer

EMFAC Off-Model Adjustment Factors for Gasoline Light Duty Vehicle to Account for the SAFE Vehicle Rule Not Applied

3.4 Building Construction - 2023

Unmitigated Construction On-Site

	ROG	NOx	CO	SO2	Fugitive PM10	Exhaust PM10	PM10 Total	Fugitive PM2.5	Exhaust PM2.5	PM2.5 Total	Bio- CO2	NBio- CO2	Total CO2	CH4	N2O	CO2e
Category	lb/day										lb/day					
Off-Road	1.5728	14.3849	16.2440	0.0269		0.6997	0.6997		0.6584	0.6584		2,555.2099	2,555.2099	0.6079		2,570.4061
Total	1.5728	14.3849	16.2440	0.0269		0.6997	0.6997		0.6584	0.6584		2,555.2099	2,555.2099	0.6079		2,570.4061

Unmitigated Construction Off-Site

	ROG	NOx	CO	SO2	Fugitive PM10	Exhaust PM10	PM10 Total	Fugitive PM2.5	Exhaust PM2.5	PM2.5 Total	Bio- CO2	NBio- CO2	Total CO2	CH4	N2O	CO2e
Category	lb/day										lb/day					
Hauling	0.0000	0.0000	0.0000	0.0000	0.0000	0.0000	0.0000	0.0000	0.0000	0.0000		0.0000	0.0000	0.0000	0.0000	0.0000
Vendor	0.0799	1.5600	0.8984	7.9300e-003	0.2713	0.0121	0.2834	0.0782	0.0116	0.0897		835.9953	835.9953	6.4900e-003	0.1171	871.0609
Worker	1.5946	0.8214	12.9864	0.0283	3.0539	0.0151	3.0689	0.8100	0.0139	0.8239		2,856.8994	2,856.8994	0.0818	0.0788	2,882.4129
Total	1.6745	2.3813	13.8849	0.0362	3.3251	0.0272	3.3523	0.8882	0.0254	0.9136		3,692.8948	3,692.8948	0.0883	0.1959	3,753.4738

Item 16.

Coachella EIR Addendum: Proposed Conditions - Salton Sea Air Basin, Summer

EMFAC Off-Model Adjustment Factors for Gasoline Light Duty Vehicle to Account for the SAFE Vehicle Rule Not Applied

3.4 Building Construction - 2023

Mitigated Construction On-Site

	ROG	NOx	CO	SO2	Fugitive PM10	Exhaust PM10	PM10 Total	Fugitive PM2.5	Exhaust PM2.5	PM2.5 Total	Bio- CO2	NBio- CO2	Total CO2	CH4	N2O	CO2e
Category	lb/day										lb/day					
Off-Road	1.5728	14.3849	16.2440	0.0269		0.6997	0.6997		0.6584	0.6584	0.0000	2,555.2099	2,555.2099	0.6079		2,570.4061
Total	1.5728	14.3849	16.2440	0.0269		0.6997	0.6997		0.6584	0.6584	0.0000	2,555.2099	2,555.2099	0.6079		2,570.4061

Mitigated Construction Off-Site

	ROG	NOx	CO	SO2	Fugitive PM10	Exhaust PM10	PM10 Total	Fugitive PM2.5	Exhaust PM2.5	PM2.5 Total	Bio- CO2	NBio- CO2	Total CO2	CH4	N2O	CO2e
Category	lb/day										lb/day					
Hauling	0.0000	0.0000	0.0000	0.0000	0.0000	0.0000	0.0000	0.0000	0.0000	0.0000		0.0000	0.0000	0.0000	0.0000	0.0000
Vendor	0.0799	1.5600	0.8984	7.9300e-003	0.2713	0.0121	0.2834	0.0782	0.0116	0.0897		835.9953	835.9953	6.4900e-003	0.1171	871.0609
Worker	1.5946	0.8214	12.9864	0.0283	3.0539	0.0151	3.0689	0.8100	0.0139	0.8239		2,856.8994	2,856.8994	0.0818	0.0788	2,882.4129
Total	1.6745	2.3813	13.8849	0.0362	3.3251	0.0272	3.3523	0.8882	0.0254	0.9136		3,692.8948	3,692.8948	0.0883	0.1959	3,753.4738

Coachella EIR Addendum: Proposed Conditions - Salton Sea Air Basin, Summer

EMFAC Off-Model Adjustment Factors for Gasoline Light Duty Vehicle to Account for the SAFE Vehicle Rule Not Applied

3.5 Architectural Coating - 2023

Unmitigated Construction On-Site

	ROG	NOx	CO	SO2	Fugitive PM10	Exhaust PM10	PM10 Total	Fugitive PM2.5	Exhaust PM2.5	PM2.5 Total	Bio- CO2	NBio- CO2	Total CO2	CH4	N2O	CO2e
Category	lb/day										lb/day					
Archit. Coating	63.4485					0.0000	0.0000		0.0000	0.0000			0.0000			0.0000
Off-Road	0.1917	1.3030	1.8111	2.9700e-003		0.0708	0.0708		0.0708	0.0708		281.4481	281.4481	0.0168		281.8690
Total	63.6402	1.3030	1.8111	2.9700e-003		0.0708	0.0708		0.0708	0.0708		281.4481	281.4481	0.0168		281.8690

Unmitigated Construction Off-Site

	ROG	NOx	CO	SO2	Fugitive PM10	Exhaust PM10	PM10 Total	Fugitive PM2.5	Exhaust PM2.5	PM2.5 Total	Bio- CO2	NBio- CO2	Total CO2	CH4	N2O	CO2e
Category	lb/day										lb/day					
Hauling	0.0000	0.0000	0.0000	0.0000	0.0000	0.0000	0.0000	0.0000	0.0000	0.0000		0.0000	0.0000	0.0000	0.0000	0.0000
Vendor	0.0000	0.0000	0.0000	0.0000	0.0000	0.0000	0.0000	0.0000	0.0000	0.0000		0.0000	0.0000	0.0000	0.0000	0.0000
Worker	0.3189	0.1643	2.5973	5.6500e-003	0.6108	3.0100e-003	0.6138	0.1620	2.7700e-003	0.1648		571.3799	571.3799	0.0164	0.0158	576.4826
Total	0.3189	0.1643	2.5973	5.6500e-003	0.6108	3.0100e-003	0.6138	0.1620	2.7700e-003	0.1648		571.3799	571.3799	0.0164	0.0158	576.4826

Item 16.

Coachella EIR Addendum: Proposed Conditions - Salton Sea Air Basin, Summer

EMFAC Off-Model Adjustment Factors for Gasoline Light Duty Vehicle to Account for the SAFE Vehicle Rule Not Applied

3.5 Architectural Coating - 2023

Mitigated Construction On-Site

	ROG	NOx	CO	SO2	Fugitive PM10	Exhaust PM10	PM10 Total	Fugitive PM2.5	Exhaust PM2.5	PM2.5 Total	Bio- CO2	NBio- CO2	Total CO2	CH4	N2O	CO2e
Category	lb/day										lb/day					
Archit. Coating	63.4485					0.0000	0.0000		0.0000	0.0000			0.0000			0.0000
Off-Road	0.1917	1.3030	1.8111	2.9700e-003		0.0708	0.0708		0.0708	0.0708	0.0000	281.4481	281.4481	0.0168		281.8690
Total	63.6402	1.3030	1.8111	2.9700e-003		0.0708	0.0708		0.0708	0.0708	0.0000	281.4481	281.4481	0.0168		281.8690

Mitigated Construction Off-Site

	ROG	NOx	CO	SO2	Fugitive PM10	Exhaust PM10	PM10 Total	Fugitive PM2.5	Exhaust PM2.5	PM2.5 Total	Bio- CO2	NBio- CO2	Total CO2	CH4	N2O	CO2e
Category	lb/day										lb/day					
Hauling	0.0000	0.0000	0.0000	0.0000	0.0000	0.0000	0.0000	0.0000	0.0000	0.0000		0.0000	0.0000	0.0000	0.0000	0.0000
Vendor	0.0000	0.0000	0.0000	0.0000	0.0000	0.0000	0.0000	0.0000	0.0000	0.0000		0.0000	0.0000	0.0000	0.0000	0.0000
Worker	0.3189	0.1643	2.5973	5.6500e-003	0.6108	3.0100e-003	0.6138	0.1620	2.7700e-003	0.1648		571.3799	571.3799	0.0164	0.0158	576.4826
Total	0.3189	0.1643	2.5973	5.6500e-003	0.6108	3.0100e-003	0.6138	0.1620	2.7700e-003	0.1648		571.3799	571.3799	0.0164	0.0158	576.4826

Item 16.

Coachella EIR Addendum: Proposed Conditions - Salton Sea Air Basin, Summer

EMFAC Off-Model Adjustment Factors for Gasoline Light Duty Vehicle to Account for the SAFE Vehicle Rule Not Applied

3.6 Paving - 2023

Unmitigated Construction On-Site

	ROG	NOx	CO	SO2	Fugitive PM10	Exhaust PM10	PM10 Total	Fugitive PM2.5	Exhaust PM2.5	PM2.5 Total	Bio- CO2	NBio- CO2	Total CO2	CH4	N2O	CO2e
Category	lb/day										lb/day					
Off-Road	1.0327	10.1917	14.5842	0.0228		0.5102	0.5102		0.4694	0.4694		2,207.5841	2,207.5841	0.7140		2,225.4336
Paving	0.0000					0.0000	0.0000		0.0000	0.0000			0.0000			0.0000
Total	1.0327	10.1917	14.5842	0.0228		0.5102	0.5102		0.4694	0.4694		2,207.5841	2,207.5841	0.7140		2,225.4336

Unmitigated Construction Off-Site

	ROG	NOx	CO	SO2	Fugitive PM10	Exhaust PM10	PM10 Total	Fugitive PM2.5	Exhaust PM2.5	PM2.5 Total	Bio- CO2	NBio- CO2	Total CO2	CH4	N2O	CO2e
Category	lb/day										lb/day					
Hauling	0.0000	0.0000	0.0000	0.0000	0.0000	0.0000	0.0000	0.0000	0.0000	0.0000		0.0000	0.0000	0.0000	0.0000	0.0000
Vendor	0.0000	0.0000	0.0000	0.0000	0.0000	0.0000	0.0000	0.0000	0.0000	0.0000		0.0000	0.0000	0.0000	0.0000	0.0000
Worker	0.0655	0.0338	0.5337	1.1600e-003	0.1255	6.2000e-004	0.1261	0.0333	5.7000e-004	0.0339		117.4068	117.4068	3.3600e-003	3.2400e-003	118.4553
Total	0.0655	0.0338	0.5337	1.1600e-003	0.1255	6.2000e-004	0.1261	0.0333	5.7000e-004	0.0339		117.4068	117.4068	3.3600e-003	3.2400e-003	118.4553

Item 16.

Coachella EIR Addendum: Proposed Conditions - Salton Sea Air Basin, Summer

EMFAC Off-Model Adjustment Factors for Gasoline Light Duty Vehicle to Account for the SAFE Vehicle Rule Not Applied

3.6 Paving - 2023

Mitigated Construction On-Site

	ROG	NOx	CO	SO2	Fugitive PM10	Exhaust PM10	PM10 Total	Fugitive PM2.5	Exhaust PM2.5	PM2.5 Total	Bio- CO2	NBio- CO2	Total CO2	CH4	N2O	CO2e
Category	lb/day										lb/day					
Off-Road	1.0327	10.1917	14.5842	0.0228		0.5102	0.5102		0.4694	0.4694	0.0000	2,207.584 1	2,207.584 1	0.7140		2,225.433 6
Paving	0.0000					0.0000	0.0000		0.0000	0.0000			0.0000			0.0000
Total	1.0327	10.1917	14.5842	0.0228		0.5102	0.5102		0.4694	0.4694	0.0000	2,207.584 1	2,207.584 1	0.7140		2,225.433 6

Mitigated Construction Off-Site

	ROG	NOx	CO	SO2	Fugitive PM10	Exhaust PM10	PM10 Total	Fugitive PM2.5	Exhaust PM2.5	PM2.5 Total	Bio- CO2	NBio- CO2	Total CO2	CH4	N2O	CO2e
Category	lb/day										lb/day					
Hauling	0.0000	0.0000	0.0000	0.0000	0.0000	0.0000	0.0000	0.0000	0.0000	0.0000		0.0000	0.0000	0.0000	0.0000	0.0000
Vendor	0.0000	0.0000	0.0000	0.0000	0.0000	0.0000	0.0000	0.0000	0.0000	0.0000		0.0000	0.0000	0.0000	0.0000	0.0000
Worker	0.0655	0.0338	0.5337	1.1600e-003	0.1255	6.2000e-004	0.1261	0.0333	5.7000e-004	0.0339		117.4068	117.4068	3.3600e-003	3.2400e-003	118.4553
Total	0.0655	0.0338	0.5337	1.1600e-003	0.1255	6.2000e-004	0.1261	0.0333	5.7000e-004	0.0339		117.4068	117.4068	3.3600e-003	3.2400e-003	118.4553

Coachella EIR Addendum: Proposed Conditions - Salton Sea Air Basin, Summer

EMFAC Off-Model Adjustment Factors for Gasoline Light Duty Vehicle to Account for the SAFE Vehicle Rule Not Applied

4.0 Operational Detail - Mobile

4.1 Mitigation Measures Mobile

	ROG	NOx	CO	SO2	Fugitive PM10	Exhaust PM10	PM10 Total	Fugitive PM2.5	Exhaust PM2.5	PM2.5 Total	Bio- CO2	NBio- CO2	Total CO2	CH4	N2O	CO2e
Category	lb/day										lb/day					
Mitigated	8.9091	8.0451	64.8939	0.1308	13.0265	0.0956	13.1221	3.4735	0.0895	3.5630		13,316.82 39	13,316.82 39	0.6831	0.6560	13,529.40 27
Unmitigated	8.9091	8.0451	64.8939	0.1308	13.0265	0.0956	13.1221	3.4735	0.0895	3.5630		13,316.82 39	13,316.82 39	0.6831	0.6560	13,529.40 27

4.2 Trip Summary Information

Land Use	Average Daily Trip Rate			Unmitigated	Mitigated
	Weekday	Saturday	Sunday	Annual VMT	Annual VMT
Apartments Mid Rise	2,758.08	2,489.37	2073.63	5,865,015	5,865,015
Total	2,758.08	2,489.37	2,073.63	5,865,015	5,865,015

4.3 Trip Type Information

Land Use	Miles			Trip %			Trip Purpose %		
	H-W or C-W	H-S or C-C	H-O or C-NW	H-W or C-W	H-S or C-C	H-O or C-NW	Primary	Diverted	Pass-by
Apartments Mid Rise	11.00	3.50	4.50	40.20	19.20	40.60	86	11	3

4.4 Fleet Mix

Land Use	LDA	LDT1	LDT2	MDV	LHD1	LHD2	MHD	HHD	OBUS	UBUS	MCY	SBUS	MH
Apartments Mid Rise	0.519370	0.060618	0.186312	0.143152	0.024585	Page 774	0.010773	0.020267	0.000881	0.000230	0.022128	0.000902	0.003872

Coachella EIR Addendum: Proposed Conditions - Salton Sea Air Basin, Summer

EMFAC Off-Model Adjustment Factors for Gasoline Light Duty Vehicle to Account for the SAFE Vehicle Rule Not Applied

5.0 Energy Detail

Historical Energy Use: N

5.1 Mitigation Measures Energy

	ROG	NOx	CO	SO2	Fugitive PM10	Exhaust PM10	PM10 Total	Fugitive PM2.5	Exhaust PM2.5	PM2.5 Total	Bio- CO2	NBio- CO2	Total CO2	CH4	N2O	CO2e
Category	lb/day										lb/day					
NaturalGas Mitigated	0.2154	1.8411	0.7834	0.0118		0.1489	0.1489		0.1489	0.1489		2,350.2853	2,350.2853	0.0451	0.0431	2,364.2519
NaturalGas Unmitigated	0.2154	1.8411	0.7834	0.0118		0.1489	0.1489		0.1489	0.1489		2,350.2853	2,350.2853	0.0451	0.0431	2,364.2519

5.2 Energy by Land Use - NaturalGas

Unmitigated

	NaturalGas Use	ROG	NOx	CO	SO2	Fugitive PM10	Exhaust PM10	PM10 Total	Fugitive PM2.5	Exhaust PM2.5	PM2.5 Total	Bio- CO2	NBio- CO2	Total CO2	CH4	N2O	CO2e
Land Use	kBTU/yr	lb/day										lb/day					
Apartments Mid Rise	19977.4	0.2154	1.8411	0.7834	0.0118		0.1489	0.1489		0.1489	0.1489		2,350.2853	2,350.2853	0.0451	0.0431	2,364.2519
Total		0.2154	1.8411	0.7834	0.0118		0.1489	0.1489		0.1489	0.1489		2,350.2853	2,350.2853	0.0451	0.0431	2,364.2519

Item 16.

Coachella EIR Addendum: Proposed Conditions - Salton Sea Air Basin, Summer

EMFAC Off-Model Adjustment Factors for Gasoline Light Duty Vehicle to Account for the SAFE Vehicle Rule Not Applied

5.2 Energy by Land Use - Natural Gas

Mitigated

	Natural Gas Use	ROG	NOx	CO	SO2	Fugitive PM10	Exhaust PM10	PM10 Total	Fugitive PM2.5	Exhaust PM2.5	PM2.5 Total	Bio- CO2	NBio- CO2	Total CO2	CH4	N2O	CO2e
Land Use	kBTU/yr	lb/day										lb/day					
Apartments Mid Rise	19.9774	0.2154	1.8411	0.7834	0.0118		0.1489	0.1489		0.1489	0.1489		2,350.2853	2,350.2853	0.0451	0.0431	2,364.2519
Total		0.2154	1.8411	0.7834	0.0118		0.1489	0.1489		0.1489	0.1489		2,350.2853	2,350.2853	0.0451	0.0431	2,364.2519

6.0 Area Detail

6.1 Mitigation Measures Area

	ROG	NOx	CO	SO2	Fugitive PM10	Exhaust PM10	PM10 Total	Fugitive PM2.5	Exhaust PM2.5	PM2.5 Total	Bio- CO2	NBio- CO2	Total CO2	CH4	N2O	CO2e
Category	lb/day										lb/day					
Mitigated	14.3462	4.7832	43.6191	0.0297		0.5797	0.5797		0.5797	0.5797	0.0000	5,567.0207	5,567.0207	0.1774	0.1007	5,601.4583
Unmitigated	14.3462	4.7832	43.6191	0.0297		0.5797	0.5797		0.5797	0.5797	0.0000	5,567.0207	5,567.0207	0.1774	0.1007	5,601.4583

Item 16.

Coachella EIR Addendum: Proposed Conditions - Salton Sea Air Basin, Summer

EMFAC Off-Model Adjustment Factors for Gasoline Light Duty Vehicle to Account for the SAFE Vehicle Rule Not Applied

6.2 Area by SubCategory

Unmitigated

	ROG	NOx	CO	SO2	Fugitive PM10	Exhaust PM10	PM10 Total	Fugitive PM2.5	Exhaust PM2.5	PM2.5 Total	Bio- CO2	NBio- CO2	Total CO2	CH4	N2O	CO2e
SubCategory	lb/day										lb/day					
Architectural Coating	1.7383					0.0000	0.0000		0.0000	0.0000			0.0000			0.0000
Consumer Products	10.8498					0.0000	0.0000		0.0000	0.0000			0.0000			0.0000
Hearth	0.5034	4.3018	1.8306	0.0275		0.3478	0.3478		0.3478	0.3478	0.0000	5,491.704 7	5,491.704 7	0.1053	0.1007	5,524.339 2
Landscaping	1.2547	0.4814	41.7885	2.2100e-003		0.2319	0.2319		0.2319	0.2319		75.3160	75.3160	0.0721		77.1191
Total	14.3462	4.7832	43.6191	0.0297		0.5797	0.5797		0.5797	0.5797	0.0000	5,567.020 7	5,567.020 7	0.1774	0.1007	5,601.458 3

Item 16.

Coachella EIR Addendum: Proposed Conditions - Salton Sea Air Basin, Summer

EMFAC Off-Model Adjustment Factors for Gasoline Light Duty Vehicle to Account for the SAFE Vehicle Rule Not Applied

6.2 Area by SubCategory

Mitigated

	ROG	NOx	CO	SO2	Fugitive PM10	Exhaust PM10	PM10 Total	Fugitive PM2.5	Exhaust PM2.5	PM2.5 Total	Bio- CO2	NBio- CO2	Total CO2	CH4	N2O	CO2e
SubCategory	lb/day										lb/day					
Architectural Coating	1.7383					0.0000	0.0000		0.0000	0.0000			0.0000			0.0000
Consumer Products	10.8498					0.0000	0.0000		0.0000	0.0000			0.0000			0.0000
Hearth	0.5034	4.3018	1.8306	0.0275		0.3478	0.3478		0.3478	0.3478	0.0000	5,491.7047	5,491.7047	0.1053	0.1007	5,524.3392
Landscaping	1.2547	0.4814	41.7885	2.2100e-003		0.2319	0.2319		0.2319	0.2319		75.3160	75.3160	0.0721		77.1191
Total	14.3462	4.7832	43.6191	0.0297		0.5797	0.5797		0.5797	0.5797	0.0000	5,567.0207	5,567.0207	0.1774	0.1007	5,601.4583

7.0 Water Detail

7.1 Mitigation Measures Water

EMFAC Off-Model Adjustment Factors for Gasoline Light Duty Vehicle to Account for the SAFE Vehicle Rule Not Applied

8.0 Waste Detail

8.1 Mitigation Measures Waste

9.0 Operational Offroad

Equipment Type	Number	Hours/Day	Days/Year	Horse Power	Load Factor	Fuel Type
----------------	--------	-----------	-----------	-------------	-------------	-----------

10.0 Stationary Equipment

Fire Pumps and Emergency Generators

Equipment Type	Number	Hours/Day	Hours/Year	Horse Power	Load Factor	Fuel Type
----------------	--------	-----------	------------	-------------	-------------	-----------

Boilers

Equipment Type	Number	Heat Input/Day	Heat Input/Year	Boiler Rating	Fuel Type
----------------	--------	----------------	-----------------	---------------	-----------

User Defined Equipment

Equipment Type	Number
----------------	--------

11.0 Vegetation

Coachella EIR Addendum: Proposed Conditions - Salton Sea Air Basin, Winter

EMFAC Off-Model Adjustment Factors for Gasoline Light Duty Vehicle to Account for the SAFE Vehicle Rule Not Applied

**Coachella EIR Addendum: Proposed Conditions
Salton Sea Air Basin, Winter**

1.0 Project Characteristics

1.1 Land Usage

Land Uses	Size	Metric	Lot Acreage	Floor Surface Area	Population
Apartments Mid Rise	507.00	Dwelling Unit	7.80	507,000.00	2155

1.2 Other Project Characteristics

Urbanization	Urban	Wind Speed (m/s)	3.4	Precipitation Freq (Days)	20
Climate Zone	10			Operational Year	2025
Utility Company	Imperial Irrigation District				
CO2 Intensity (lb/MWhr)	189.98	CH4 Intensity (lb/MWhr)	0.033	N2O Intensity (lb/MWhr)	0.004

1.3 User Entered Comments & Non-Default Data

Project Characteristics - Assumes 1.5 year buildout - 507 DU multifamily housing.

Land Use - Assumes buildout site buildout of 65 DU/AC, total of 507 DU and population of 2,155.

Construction Phase - Assumes paving and arch coating will occur concurrently with building construction.

On-road Fugitive Dust - All roadways accessing the site are paved.

Vehicle Trips -

Road Dust - All roadways will be paved.

Construction Off-road Equipment Mitigation - Assumes adherence to standard dust control measures per SCAQMD Rule 403.1

Woodstoves - No wood burning appliances

Table Name	Column Name	Default Value	New Value
tblConstructionPhase	NumDays	20.00	100.00
tblConstructionPhase	NumDays	Page 780	250.00

Item 16.

Coachella EIR Addendum: Proposed Conditions - Salton Sea Air Basin, Winter

EMFAC Off-Model Adjustment Factors for Gasoline Light Duty Vehicle to Account for the SAFE Vehicle Rule Not Applied

tblConstructionPhase	NumDays	20.00	30.00
tblConstructionPhase	PhaseEndDate	9/8/2023	10/18/2023
tblConstructionPhase	PhaseEndDate	7/14/2023	8/11/2023
tblConstructionPhase	PhaseEndDate	8/11/2023	10/12/2023
tblConstructionPhase	PhaseStartDate	8/12/2023	6/1/2023
tblConstructionPhase	PhaseStartDate	7/15/2023	9/1/2023
tblFireplaces	FireplaceWoodMass	2,080.00	0.00
tblLandUse	LotAcreage	13.34	7.80
tblLandUse	Population	1,638.00	2,155.00
tblOnRoadDust	HaulingPercentPave	50.00	100.00
tblOnRoadDust	HaulingPercentPave	50.00	100.00
tblOnRoadDust	HaulingPercentPave	50.00	100.00
tblOnRoadDust	HaulingPercentPave	50.00	100.00
tblOnRoadDust	HaulingPercentPave	50.00	100.00
tblOnRoadDust	VendorPercentPave	50.00	100.00
tblOnRoadDust	VendorPercentPave	50.00	100.00
tblOnRoadDust	VendorPercentPave	50.00	100.00
tblOnRoadDust	VendorPercentPave	50.00	100.00
tblOnRoadDust	VendorPercentPave	50.00	100.00
tblOnRoadDust	VendorPercentPave	50.00	100.00
tblOnRoadDust	WorkerPercentPave	50.00	100.00
tblOnRoadDust	WorkerPercentPave	50.00	100.00
tblOnRoadDust	WorkerPercentPave	50.00	100.00
tblOnRoadDust	WorkerPercentPave	50.00	100.00
tblOnRoadDust	WorkerPercentPave	50.00	100.00
tblRoadDust	RoadPercentPave	50	100

2.0 Emissions Summary

Coachella EIR Addendum: Proposed Conditions - Salton Sea Air Basin, Winter

EMFAC Off-Model Adjustment Factors for Gasoline Light Duty Vehicle to Account for the SAFE Vehicle Rule Not Applied

2.1 Overall Construction (Maximum Daily Emission)

Unmitigated Construction

	ROG	NOx	CO	SO2	Fugitive PM10	Exhaust PM10	PM10 Total	Fugitive PM2.5	Exhaust PM2.5	PM2.5 Total	Bio- CO2	NBio- CO2	Total CO2	CH4	N2O	CO2e
Year	lb/day										lb/day					
2022	3.2348	33.1307	27.4653	0.0600	19.8076	1.6134	21.4210	10.1424	1.4843	11.6267	0.0000	5,937.1960	5,937.1960	1.1966	0.2092	6,017.2811
2023	66.7466	18.3946	30.1109	0.0668	3.9359	0.8008	4.7367	1.0502	0.7575	1.8077	0.0000	6,597.8302	6,597.8302	0.7505	0.2135	6,679.6758
Maximum	66.7466	33.1307	30.1109	0.0668	19.8076	1.6134	21.4210	10.1424	1.4843	11.6267	0.0000	6,597.8302	6,597.8302	1.1966	0.2135	6,679.6758

Mitigated Construction

	ROG	NOx	CO	SO2	Fugitive PM10	Exhaust PM10	PM10 Total	Fugitive PM2.5	Exhaust PM2.5	PM2.5 Total	Bio- CO2	NBio- CO2	Total CO2	CH4	N2O	CO2e
Year	lb/day										lb/day					
2022	3.2348	33.1307	27.4653	0.0600	8.9963	1.6134	10.6096	4.5861	1.4843	6.0704	0.0000	5,937.1960	5,937.1960	1.1966	0.2092	6,017.2811
2023	66.7466	18.3946	30.1109	0.0668	3.9359	0.8008	4.7367	1.0502	0.7575	1.8077	0.0000	6,597.8302	6,597.8302	0.7505	0.2135	6,679.6758
Maximum	66.7466	33.1307	30.1109	0.0668	8.9963	1.6134	10.6096	4.5861	1.4843	6.0704	0.0000	6,597.8302	6,597.8302	1.1966	0.2135	6,679.6758

Coachella EIR Addendum: Proposed Conditions - Salton Sea Air Basin, Winter

Item 16.

EMFAC Off-Model Adjustment Factors for Gasoline Light Duty Vehicle to Account for the SAFE Vehicle Rule Not Applied

	ROG	NOx	CO	SO2	Fugitive PM10	Exhaust PM10	PM10 Total	Fugitive PM2.5	Exhaust PM2.5	PM2.5 Total	Bio- CO2	NBio-CO2	Total CO2	CH4	N2O	CO2e
Percent Reduction	0.00	0.00	0.00	0.00	45.53	0.00	41.33	49.64	0.00	41.36	0.00	0.00	0.00	0.00	0.00	0.00

Coachella EIR Addendum: Proposed Conditions - Salton Sea Air Basin, Winter

EMFAC Off-Model Adjustment Factors for Gasoline Light Duty Vehicle to Account for the SAFE Vehicle Rule Not Applied

2.2 Overall Operational

Unmitigated Operational

	ROG	NOx	CO	SO2	Fugitive PM10	Exhaust PM10	PM10 Total	Fugitive PM2.5	Exhaust PM2.5	PM2.5 Total	Bio- CO2	NBio- CO2	Total CO2	CH4	N2O	CO2e
Category	lb/day										lb/day					
Area	14.3462	4.7832	43.6191	0.0297		0.5797	0.5797		0.5797	0.5797	0.0000	5,567.0207	5,567.0207	0.1774	0.1007	5,601.4583
Energy	0.2154	1.8411	0.7834	0.0118		0.1489	0.1489		0.1489	0.1489		2,350.2853	2,350.2853	0.0451	0.0431	2,364.2519
Mobile	5.7925	8.6941	53.3832	0.1161	13.0265	0.0957	13.1222	3.4735	0.0896	3.5631		11,831.0557	11,831.0557	0.7186	0.6686	12,048.2752
Total	20.3542	15.3183	97.7857	0.1575	13.0265	0.8243	13.8507	3.4735	0.8181	4.2917	0.0000	19,748.3618	19,748.3618	0.9411	0.8124	20,013.9854

Mitigated Operational

	ROG	NOx	CO	SO2	Fugitive PM10	Exhaust PM10	PM10 Total	Fugitive PM2.5	Exhaust PM2.5	PM2.5 Total	Bio- CO2	NBio- CO2	Total CO2	CH4	N2O	CO2e
Category	lb/day										lb/day					
Area	14.3462	4.7832	43.6191	0.0297		0.5797	0.5797		0.5797	0.5797	0.0000	5,567.0207	5,567.0207	0.1774	0.1007	5,601.4583
Energy	0.2154	1.8411	0.7834	0.0118		0.1489	0.1489		0.1489	0.1489		2,350.2853	2,350.2853	0.0451	0.0431	2,364.2519
Mobile	5.7925	8.6941	53.3832	0.1161	13.0265	0.0957	13.1222	3.4735	0.0896	3.5631		11,831.0557	11,831.0557	0.7186	0.6686	12,048.2752
Total	20.3542	15.3183	97.7857	0.1575	13.0265	0.8243	13.8507	3.4735	0.8181	4.2917	0.0000	19,748.3618	19,748.3618	0.9411	0.8124	20,013.9854

Coachella EIR Addendum: Proposed Conditions - Salton Sea Air Basin, Winter

EMFAC Off-Model Adjustment Factors for Gasoline Light Duty Vehicle to Account for the SAFE Vehicle Rule Not Applied

	ROG	NOx	CO	SO2	Fugitive PM10	Exhaust PM10	PM10 Total	Fugitive PM2.5	Exhaust PM2.5	PM2.5 Total	Bio- CO2	NBio-CO2	Total CO2	CH4	N2O	CO2e
Percent Reduction	0.00	0.00	0.00	0.00	0.00	0.00	0.00	0.00	0.00	0.00	0.00	0.00	0.00	0.00	0.00	0.00

3.0 Construction Detail

Construction Phase

Phase Number	Phase Name	Phase Type	Start Date	End Date	Num Days Week	Num Days	Phase Description
1	Site Preparation	Site Preparation	7/18/2022	7/29/2022	5	10	
2	Grading	Grading	7/30/2022	8/26/2022	5	20	
3	Building Construction	Building Construction	8/27/2022	8/11/2023	5	250	
4	Architectural Coating	Architectural Coating	6/1/2023	10/18/2023	5	100	
5	Paving	Paving	9/1/2023	10/12/2023	5	30	

Acres of Grading (Site Preparation Phase): 15

Acres of Grading (Grading Phase): 20

Acres of Paving: 0

Residential Indoor: 1,026,675; Residential Outdoor: 342,225; Non-Residential Indoor: 0; Non-Residential Outdoor: 0; Striped Parking Area: 0 (Architectural Coating – sqft)

OffRoad Equipment

Phase Name	Offroad Equipment Type	Amount	Usage Hours	Horse Power	Load Factor
Architectural Coating	Air Compressors	1	6.00	78	0.48
Building Construction	Cranes	1	7.00	231	0.29
Grading	Excavators	1	8.00	158	0.38
Building Construction	Forklifts	3	8.00	89	0.20
Building Construction	Generator Sets	1	8.00	84	0.74
Grading	Graders		8.00	187	0.41

Coachella EIR Addendum: Proposed Conditions - Salton Sea Air Basin, Winter

EMFAC Off-Model Adjustment Factors for Gasoline Light Duty Vehicle to Account for the SAFE Vehicle Rule Not Applied

Paving	Pavers	2	8.00	130	0.42
Paving	Paving Equipment	2	8.00	132	0.36
Paving	Rollers	2	8.00	80	0.38
Grading	Rubber Tired Dozers	1	8.00	247	0.40
Site Preparation	Rubber Tired Dozers	3	8.00	247	0.40
Building Construction	Tractors/Loaders/Backhoes	3	7.00	97	0.37
Grading	Tractors/Loaders/Backhoes	3	8.00	97	0.37
Site Preparation	Tractors/Loaders/Backhoes	4	8.00	97	0.37
Building Construction	Welders	1	8.00	46	0.45

Trips and VMT

Phase Name	Offroad Equipment Count	Worker Trip Number	Vendor Trip Number	Hauling Trip Number	Worker Trip Length	Vendor Trip Length	Hauling Trip Length	Worker Vehicle Class	Vendor Vehicle Class	Hauling Vehicle Class
Site Preparation	7	18.00	0.00	0.00	11.00	5.40	20.00	LD_Mix	HDT_Mix	HHDT
Grading	6	15.00	0.00	0.00	11.00	5.40	20.00	LD_Mix	HDT_Mix	HHDT
Building Construction	9	365.00	54.00	0.00	11.00	5.40	20.00	LD_Mix	HDT_Mix	HHDT
Paving	6	15.00	0.00	0.00	11.00	5.40	20.00	LD_Mix	HDT_Mix	HHDT
Architectural Coating	1	73.00	0.00	0.00	11.00	5.40	20.00	LD_Mix	HDT_Mix	HHDT

3.1 Mitigation Measures Construction

Use Soil Stabilizer

Water Exposed Area

Coachella EIR Addendum: Proposed Conditions - Salton Sea Air Basin, Winter

EMFAC Off-Model Adjustment Factors for Gasoline Light Duty Vehicle to Account for the SAFE Vehicle Rule Not Applied

3.2 Site Preparation - 2022

Unmitigated Construction On-Site

	ROG	NOx	CO	SO2	Fugitive PM10	Exhaust PM10	PM10 Total	Fugitive PM2.5	Exhaust PM2.5	PM2.5 Total	Bio- CO2	NBio- CO2	Total CO2	CH4	N2O	CO2e
Category	lb/day										lb/day					
Fugitive Dust					19.6570	0.0000	19.6570	10.1025	0.0000	10.1025			0.0000			0.0000
Off-Road	3.1701	33.0835	19.6978	0.0380		1.6126	1.6126		1.4836	1.4836		3,686.0619	3,686.0619	1.1922		3,715.8655
Total	3.1701	33.0835	19.6978	0.0380	19.6570	1.6126	21.2696	10.1025	1.4836	11.5860		3,686.0619	3,686.0619	1.1922		3,715.8655

Unmitigated Construction Off-Site

	ROG	NOx	CO	SO2	Fugitive PM10	Exhaust PM10	PM10 Total	Fugitive PM2.5	Exhaust PM2.5	PM2.5 Total	Bio- CO2	NBio- CO2	Total CO2	CH4	N2O	CO2e
Category	lb/day										lb/day					
Hauling	0.0000	0.0000	0.0000	0.0000	0.0000	0.0000	0.0000	0.0000	0.0000	0.0000		0.0000	0.0000	0.0000	0.0000	0.0000
Vendor	0.0000	0.0000	0.0000	0.0000	0.0000	0.0000	0.0000	0.0000	0.0000	0.0000		0.0000	0.0000	0.0000	0.0000	0.0000
Worker	0.0646	0.0471	0.4991	1.2300e-003	0.1506	7.9000e-004	0.1514	0.0400	7.3000e-004	0.0407		124.0758	124.0758	4.4700e-003	4.2700e-003	125.4604
Total	0.0646	0.0471	0.4991	1.2300e-003	0.1506	7.9000e-004	0.1514	0.0400	7.3000e-004	0.0407		124.0758	124.0758	4.4700e-003	4.2700e-003	125.4604

Item 16.

Coachella EIR Addendum: Proposed Conditions - Salton Sea Air Basin, Winter

EMFAC Off-Model Adjustment Factors for Gasoline Light Duty Vehicle to Account for the SAFE Vehicle Rule Not Applied

3.2 Site Preparation - 2022

Mitigated Construction On-Site

	ROG	NOx	CO	SO2	Fugitive PM10	Exhaust PM10	PM10 Total	Fugitive PM2.5	Exhaust PM2.5	PM2.5 Total	Bio- CO2	NBio- CO2	Total CO2	CH4	N2O	CO2e
Category	lb/day										lb/day					
Fugitive Dust					8.8457	0.0000	8.8457	4.5461	0.0000	4.5461			0.0000			0.0000
Off-Road	3.1701	33.0835	19.6978	0.0380		1.6126	1.6126		1.4836	1.4836	0.0000	3,686.0619	3,686.0619	1.1922		3,715.8655
Total	3.1701	33.0835	19.6978	0.0380	8.8457	1.6126	10.4582	4.5461	1.4836	6.0297	0.0000	3,686.0619	3,686.0619	1.1922		3,715.8655

Mitigated Construction Off-Site

	ROG	NOx	CO	SO2	Fugitive PM10	Exhaust PM10	PM10 Total	Fugitive PM2.5	Exhaust PM2.5	PM2.5 Total	Bio- CO2	NBio- CO2	Total CO2	CH4	N2O	CO2e
Category	lb/day										lb/day					
Hauling	0.0000	0.0000	0.0000	0.0000	0.0000	0.0000	0.0000	0.0000	0.0000	0.0000		0.0000	0.0000	0.0000	0.0000	0.0000
Vendor	0.0000	0.0000	0.0000	0.0000	0.0000	0.0000	0.0000	0.0000	0.0000	0.0000		0.0000	0.0000	0.0000	0.0000	0.0000
Worker	0.0646	0.0471	0.4991	1.2300e-003	0.1506	7.9000e-004	0.1514	0.0400	7.3000e-004	0.0407		124.0758	124.0758	4.4700e-003	4.2700e-003	125.4604
Total	0.0646	0.0471	0.4991	1.2300e-003	0.1506	7.9000e-004	0.1514	0.0400	7.3000e-004	0.0407		124.0758	124.0758	4.4700e-003	4.2700e-003	125.4604

Item 16.

Coachella EIR Addendum: Proposed Conditions - Salton Sea Air Basin, Winter

EMFAC Off-Model Adjustment Factors for Gasoline Light Duty Vehicle to Account for the SAFE Vehicle Rule Not Applied

3.3 Grading - 2022

Unmitigated Construction On-Site

	ROG	NOx	CO	SO2	Fugitive PM10	Exhaust PM10	PM10 Total	Fugitive PM2.5	Exhaust PM2.5	PM2.5 Total	Bio- CO2	NBio- CO2	Total CO2	CH4	N2O	CO2e
Category	lb/day										lb/day					
Fugitive Dust					7.0826	0.0000	7.0826	3.4247	0.0000	3.4247			0.0000			0.0000
Off-Road	1.9486	20.8551	15.2727	0.0297		0.9409	0.9409		0.8656	0.8656		2,872.0464	2,872.0464	0.9289		2,895.2684
Total	1.9486	20.8551	15.2727	0.0297	7.0826	0.9409	8.0234	3.4247	0.8656	4.2903		2,872.0464	2,872.0464	0.9289		2,895.2684

Unmitigated Construction Off-Site

	ROG	NOx	CO	SO2	Fugitive PM10	Exhaust PM10	PM10 Total	Fugitive PM2.5	Exhaust PM2.5	PM2.5 Total	Bio- CO2	NBio- CO2	Total CO2	CH4	N2O	CO2e
Category	lb/day										lb/day					
Hauling	0.0000	0.0000	0.0000	0.0000	0.0000	0.0000	0.0000	0.0000	0.0000	0.0000		0.0000	0.0000	0.0000	0.0000	0.0000
Vendor	0.0000	0.0000	0.0000	0.0000	0.0000	0.0000	0.0000	0.0000	0.0000	0.0000		0.0000	0.0000	0.0000	0.0000	0.0000
Worker	0.0539	0.0393	0.4159	1.0200e-003	0.1255	6.6000e-004	0.1262	0.0333	6.1000e-004	0.0339		103.3965	103.3965	3.7300e-003	3.5600e-003	104.5503
Total	0.0539	0.0393	0.4159	1.0200e-003	0.1255	6.6000e-004	0.1262	0.0333	6.1000e-004	0.0339		103.3965	103.3965	3.7300e-003	3.5600e-003	104.5503

Item 16.

Coachella EIR Addendum: Proposed Conditions - Salton Sea Air Basin, Winter

EMFAC Off-Model Adjustment Factors for Gasoline Light Duty Vehicle to Account for the SAFE Vehicle Rule Not Applied

3.3 Grading - 2022

Mitigated Construction On-Site

	ROG	NOx	CO	SO2	Fugitive PM10	Exhaust PM10	PM10 Total	Fugitive PM2.5	Exhaust PM2.5	PM2.5 Total	Bio- CO2	NBio- CO2	Total CO2	CH4	N2O	CO2e
Category	lb/day										lb/day					
Fugitive Dust					3.1872	0.0000	3.1872	1.5411	0.0000	1.5411			0.0000			0.0000
Off-Road	1.9486	20.8551	15.2727	0.0297		0.9409	0.9409		0.8656	0.8656	0.0000	2,872.046 4	2,872.046 4	0.9289		2,895.268 4
Total	1.9486	20.8551	15.2727	0.0297	3.1872	0.9409	4.1280	1.5411	0.8656	2.4067	0.0000	2,872.046 4	2,872.046 4	0.9289		2,895.268 4

Mitigated Construction Off-Site

	ROG	NOx	CO	SO2	Fugitive PM10	Exhaust PM10	PM10 Total	Fugitive PM2.5	Exhaust PM2.5	PM2.5 Total	Bio- CO2	NBio- CO2	Total CO2	CH4	N2O	CO2e
Category	lb/day										lb/day					
Hauling	0.0000	0.0000	0.0000	0.0000	0.0000	0.0000	0.0000	0.0000	0.0000	0.0000		0.0000	0.0000	0.0000	0.0000	0.0000
Vendor	0.0000	0.0000	0.0000	0.0000	0.0000	0.0000	0.0000	0.0000	0.0000	0.0000		0.0000	0.0000	0.0000	0.0000	0.0000
Worker	0.0539	0.0393	0.4159	1.0200e-003	0.1255	6.6000e-004	0.1262	0.0333	6.1000e-004	0.0339		103.3965	103.3965	3.7300e-003	3.5600e-003	104.5503
Total	0.0539	0.0393	0.4159	1.0200e-003	0.1255	6.6000e-004	0.1262	0.0333	6.1000e-004	0.0339		103.3965	103.3965	3.7300e-003	3.5600e-003	104.5503

Item 16.

Coachella EIR Addendum: Proposed Conditions - Salton Sea Air Basin, Winter

EMFAC Off-Model Adjustment Factors for Gasoline Light Duty Vehicle to Account for the SAFE Vehicle Rule Not Applied

3.4 Building Construction - 2022

Unmitigated Construction On-Site

	ROG	NOx	CO	SO2	Fugitive PM10	Exhaust PM10	PM10 Total	Fugitive PM2.5	Exhaust PM2.5	PM2.5 Total	Bio- CO2	NBio- CO2	Total CO2	CH4	N2O	CO2e
Category	lb/day										lb/day					
Off-Road	1.7062	15.6156	16.3634	0.0269		0.8090	0.8090		0.7612	0.7612		2,554.3336	2,554.3336	0.6120		2,569.6322
Total	1.7062	15.6156	16.3634	0.0269		0.8090	0.8090		0.7612	0.7612		2,554.3336	2,554.3336	0.6120		2,569.6322

Unmitigated Construction Off-Site

	ROG	NOx	CO	SO2	Fugitive PM10	Exhaust PM10	PM10 Total	Fugitive PM2.5	Exhaust PM2.5	PM2.5 Total	Bio- CO2	NBio- CO2	Total CO2	CH4	N2O	CO2e
Category	lb/day										lb/day					
Hauling	0.0000	0.0000	0.0000	0.0000	0.0000	0.0000	0.0000	0.0000	0.0000	0.0000		0.0000	0.0000	0.0000	0.0000	0.0000
Vendor	0.0910	2.0457	0.9810	8.2200e-003	0.2713	0.0236	0.2948	0.0782	0.0225	0.1007		866.8811	866.8811	7.0600e-003	0.1226	903.5915
Worker	1.3108	0.9558	10.1209	0.0249	3.0539	0.0161	3.0700	0.8100	0.0148	0.8249		2,515.9813	2,515.9813	0.0907	0.0866	2,544.0574
Total	1.4018	3.0015	11.1019	0.0331	3.3251	0.0397	3.3648	0.8882	0.0374	0.9256		3,382.8624	3,382.8624	0.0978	0.2092	3,447.6489

Item 16.

Coachella EIR Addendum: Proposed Conditions - Salton Sea Air Basin, Winter

EMFAC Off-Model Adjustment Factors for Gasoline Light Duty Vehicle to Account for the SAFE Vehicle Rule Not Applied

3.4 Building Construction - 2022

Mitigated Construction On-Site

	ROG	NOx	CO	SO2	Fugitive PM10	Exhaust PM10	PM10 Total	Fugitive PM2.5	Exhaust PM2.5	PM2.5 Total	Bio- CO2	NBio- CO2	Total CO2	CH4	N2O	CO2e
Category	lb/day										lb/day					
Off-Road	1.7062	15.6156	16.3634	0.0269		0.8090	0.8090		0.7612	0.7612	0.0000	2,554.3336	2,554.3336	0.6120		2,569.6322
Total	1.7062	15.6156	16.3634	0.0269		0.8090	0.8090		0.7612	0.7612	0.0000	2,554.3336	2,554.3336	0.6120		2,569.6322

Mitigated Construction Off-Site

	ROG	NOx	CO	SO2	Fugitive PM10	Exhaust PM10	PM10 Total	Fugitive PM2.5	Exhaust PM2.5	PM2.5 Total	Bio- CO2	NBio- CO2	Total CO2	CH4	N2O	CO2e
Category	lb/day										lb/day					
Hauling	0.0000	0.0000	0.0000	0.0000	0.0000	0.0000	0.0000	0.0000	0.0000	0.0000		0.0000	0.0000	0.0000	0.0000	0.0000
Vendor	0.0910	2.0457	0.9810	8.2200e-003	0.2713	0.0236	0.2948	0.0782	0.0225	0.1007		866.8811	866.8811	7.0600e-003	0.1226	903.5915
Worker	1.3108	0.9558	10.1209	0.0249	3.0539	0.0161	3.0700	0.8100	0.0148	0.8249		2,515.9813	2,515.9813	0.0907	0.0866	2,544.0574
Total	1.4018	3.0015	11.1019	0.0331	3.3251	0.0397	3.3648	0.8882	0.0374	0.9256		3,382.8624	3,382.8624	0.0978	0.2092	3,447.6489

Item 16.

Coachella EIR Addendum: Proposed Conditions - Salton Sea Air Basin, Winter

EMFAC Off-Model Adjustment Factors for Gasoline Light Duty Vehicle to Account for the SAFE Vehicle Rule Not Applied

3.4 Building Construction - 2023

Unmitigated Construction On-Site

	ROG	NOx	CO	SO2	Fugitive PM10	Exhaust PM10	PM10 Total	Fugitive PM2.5	Exhaust PM2.5	PM2.5 Total	Bio- CO2	NBio- CO2	Total CO2	CH4	N2O	CO2e
Category	lb/day										lb/day					
Off-Road	1.5728	14.3849	16.2440	0.0269		0.6997	0.6997		0.6584	0.6584		2,555.2099	2,555.2099	0.6079		2,570.4061
Total	1.5728	14.3849	16.2440	0.0269		0.6997	0.6997		0.6584	0.6584		2,555.2099	2,555.2099	0.6079		2,570.4061

Unmitigated Construction Off-Site

	ROG	NOx	CO	SO2	Fugitive PM10	Exhaust PM10	PM10 Total	Fugitive PM2.5	Exhaust PM2.5	PM2.5 Total	Bio- CO2	NBio- CO2	Total CO2	CH4	N2O	CO2e
Category	lb/day										lb/day					
Hauling	0.0000	0.0000	0.0000	0.0000	0.0000	0.0000	0.0000	0.0000	0.0000	0.0000		0.0000	0.0000	0.0000	0.0000	0.0000
Vendor	0.0732	1.6948	0.9333	7.9600e-003	0.2713	0.0122	0.2834	0.0782	0.0116	0.0898		839.0392	839.0392	6.2700e-003	0.1179	874.3161
Worker	1.2170	0.8433	9.2687	0.0241	3.0539	0.0151	3.0689	0.8100	0.0139	0.8239		2,435.1109	2,435.1109	0.0817	0.0797	2,460.9038
Total	1.2903	2.5380	10.2020	0.0321	3.3251	0.0272	3.3523	0.8882	0.0255	0.9137		3,274.1501	3,274.1501	0.0880	0.1976	3,335.2200

Item 16.

Coachella EIR Addendum: Proposed Conditions - Salton Sea Air Basin, Winter

EMFAC Off-Model Adjustment Factors for Gasoline Light Duty Vehicle to Account for the SAFE Vehicle Rule Not Applied

3.4 Building Construction - 2023

Mitigated Construction On-Site

	ROG	NOx	CO	SO2	Fugitive PM10	Exhaust PM10	PM10 Total	Fugitive PM2.5	Exhaust PM2.5	PM2.5 Total	Bio- CO2	NBio- CO2	Total CO2	CH4	N2O	CO2e
Category	lb/day										lb/day					
Off-Road	1.5728	14.3849	16.2440	0.0269		0.6997	0.6997		0.6584	0.6584	0.0000	2,555.2099	2,555.2099	0.6079		2,570.4061
Total	1.5728	14.3849	16.2440	0.0269		0.6997	0.6997		0.6584	0.6584	0.0000	2,555.2099	2,555.2099	0.6079		2,570.4061

Mitigated Construction Off-Site

	ROG	NOx	CO	SO2	Fugitive PM10	Exhaust PM10	PM10 Total	Fugitive PM2.5	Exhaust PM2.5	PM2.5 Total	Bio- CO2	NBio- CO2	Total CO2	CH4	N2O	CO2e
Category	lb/day										lb/day					
Hauling	0.0000	0.0000	0.0000	0.0000	0.0000	0.0000	0.0000	0.0000	0.0000	0.0000		0.0000	0.0000	0.0000	0.0000	0.0000
Vendor	0.0732	1.6948	0.9333	7.9600e-003	0.2713	0.0122	0.2834	0.0782	0.0116	0.0898		839.0392	839.0392	6.2700e-003	0.1179	874.3161
Worker	1.2170	0.8433	9.2687	0.0241	3.0539	0.0151	3.0689	0.8100	0.0139	0.8239		2,435.1109	2,435.1109	0.0817	0.0797	2,460.9038
Total	1.2903	2.5380	10.2020	0.0321	3.3251	0.0272	3.3523	0.8882	0.0255	0.9137		3,274.1501	3,274.1501	0.0880	0.1976	3,335.2200

Item 16.

Coachella EIR Addendum: Proposed Conditions - Salton Sea Air Basin, Winter

EMFAC Off-Model Adjustment Factors for Gasoline Light Duty Vehicle to Account for the SAFE Vehicle Rule Not Applied

3.5 Architectural Coating - 2023

Unmitigated Construction On-Site

	ROG	NOx	CO	SO2	Fugitive PM10	Exhaust PM10	PM10 Total	Fugitive PM2.5	Exhaust PM2.5	PM2.5 Total	Bio- CO2	NBio- CO2	Total CO2	CH4	N2O	CO2e
Category	lb/day										lb/day					
Archit. Coating	63.4485					0.0000	0.0000		0.0000	0.0000			0.0000			0.0000
Off-Road	0.1917	1.3030	1.8111	2.9700e-003		0.0708	0.0708		0.0708	0.0708		281.4481	281.4481	0.0168		281.8690
Total	63.6402	1.3030	1.8111	2.9700e-003		0.0708	0.0708		0.0708	0.0708		281.4481	281.4481	0.0168		281.8690

Unmitigated Construction Off-Site

	ROG	NOx	CO	SO2	Fugitive PM10	Exhaust PM10	PM10 Total	Fugitive PM2.5	Exhaust PM2.5	PM2.5 Total	Bio- CO2	NBio- CO2	Total CO2	CH4	N2O	CO2e
Category	lb/day										lb/day					
Hauling	0.0000	0.0000	0.0000	0.0000	0.0000	0.0000	0.0000	0.0000	0.0000	0.0000		0.0000	0.0000	0.0000	0.0000	0.0000
Vendor	0.0000	0.0000	0.0000	0.0000	0.0000	0.0000	0.0000	0.0000	0.0000	0.0000		0.0000	0.0000	0.0000	0.0000	0.0000
Worker	0.2434	0.1687	1.8537	4.8200e-003	0.6108	3.0100e-003	0.6138	0.1620	2.7700e-003	0.1648		487.0222	487.0222	0.0164	0.0159	492.1808
Total	0.2434	0.1687	1.8537	4.8200e-003	0.6108	3.0100e-003	0.6138	0.1620	2.7700e-003	0.1648		487.0222	487.0222	0.0164	0.0159	492.1808

Item 16.

Coachella EIR Addendum: Proposed Conditions - Salton Sea Air Basin, Winter

EMFAC Off-Model Adjustment Factors for Gasoline Light Duty Vehicle to Account for the SAFE Vehicle Rule Not Applied

3.5 Architectural Coating - 2023

Mitigated Construction On-Site

	ROG	NOx	CO	SO2	Fugitive PM10	Exhaust PM10	PM10 Total	Fugitive PM2.5	Exhaust PM2.5	PM2.5 Total	Bio- CO2	NBio- CO2	Total CO2	CH4	N2O	CO2e
Category	lb/day										lb/day					
Archit. Coating	63.4485					0.0000	0.0000		0.0000	0.0000			0.0000			0.0000
Off-Road	0.1917	1.3030	1.8111	2.9700e-003		0.0708	0.0708		0.0708	0.0708	0.0000	281.4481	281.4481	0.0168		281.8690
Total	63.6402	1.3030	1.8111	2.9700e-003		0.0708	0.0708		0.0708	0.0708	0.0000	281.4481	281.4481	0.0168		281.8690

Mitigated Construction Off-Site

	ROG	NOx	CO	SO2	Fugitive PM10	Exhaust PM10	PM10 Total	Fugitive PM2.5	Exhaust PM2.5	PM2.5 Total	Bio- CO2	NBio- CO2	Total CO2	CH4	N2O	CO2e
Category	lb/day										lb/day					
Hauling	0.0000	0.0000	0.0000	0.0000	0.0000	0.0000	0.0000	0.0000	0.0000	0.0000		0.0000	0.0000	0.0000	0.0000	0.0000
Vendor	0.0000	0.0000	0.0000	0.0000	0.0000	0.0000	0.0000	0.0000	0.0000	0.0000		0.0000	0.0000	0.0000	0.0000	0.0000
Worker	0.2434	0.1687	1.8537	4.8200e-003	0.6108	3.0100e-003	0.6138	0.1620	2.7700e-003	0.1648		487.0222	487.0222	0.0164	0.0159	492.1808
Total	0.2434	0.1687	1.8537	4.8200e-003	0.6108	3.0100e-003	0.6138	0.1620	2.7700e-003	0.1648		487.0222	487.0222	0.0164	0.0159	492.1808

Item 16.

Coachella EIR Addendum: Proposed Conditions - Salton Sea Air Basin, Winter

EMFAC Off-Model Adjustment Factors for Gasoline Light Duty Vehicle to Account for the SAFE Vehicle Rule Not Applied

3.6 Paving - 2023

Unmitigated Construction On-Site

	ROG	NOx	CO	SO2	Fugitive PM10	Exhaust PM10	PM10 Total	Fugitive PM2.5	Exhaust PM2.5	PM2.5 Total	Bio- CO2	NBio- CO2	Total CO2	CH4	N2O	CO2e
Category	lb/day										lb/day					
Off-Road	1.0327	10.1917	14.5842	0.0228		0.5102	0.5102		0.4694	0.4694		2,207.5841	2,207.5841	0.7140		2,225.4336
Paving	0.0000					0.0000	0.0000		0.0000	0.0000			0.0000			0.0000
Total	1.0327	10.1917	14.5842	0.0228		0.5102	0.5102		0.4694	0.4694		2,207.5841	2,207.5841	0.7140		2,225.4336

Unmitigated Construction Off-Site

	ROG	NOx	CO	SO2	Fugitive PM10	Exhaust PM10	PM10 Total	Fugitive PM2.5	Exhaust PM2.5	PM2.5 Total	Bio- CO2	NBio- CO2	Total CO2	CH4	N2O	CO2e
Category	lb/day										lb/day					
Hauling	0.0000	0.0000	0.0000	0.0000	0.0000	0.0000	0.0000	0.0000	0.0000	0.0000		0.0000	0.0000	0.0000	0.0000	0.0000
Vendor	0.0000	0.0000	0.0000	0.0000	0.0000	0.0000	0.0000	0.0000	0.0000	0.0000		0.0000	0.0000	0.0000	0.0000	0.0000
Worker	0.0500	0.0347	0.3809	9.9000e-004	0.1255	6.2000e-004	0.1261	0.0333	5.7000e-004	0.0339		100.0731	100.0731	3.3600e-003	3.2800e-003	101.1330
Total	0.0500	0.0347	0.3809	9.9000e-004	0.1255	6.2000e-004	0.1261	0.0333	5.7000e-004	0.0339		100.0731	100.0731	3.3600e-003	3.2800e-003	101.1330

Item 16.

Coachella EIR Addendum: Proposed Conditions - Salton Sea Air Basin, Winter

EMFAC Off-Model Adjustment Factors for Gasoline Light Duty Vehicle to Account for the SAFE Vehicle Rule Not Applied

3.6 Paving - 2023

Mitigated Construction On-Site

	ROG	NOx	CO	SO2	Fugitive PM10	Exhaust PM10	PM10 Total	Fugitive PM2.5	Exhaust PM2.5	PM2.5 Total	Bio- CO2	NBio- CO2	Total CO2	CH4	N2O	CO2e
Category	lb/day										lb/day					
Off-Road	1.0327	10.1917	14.5842	0.0228		0.5102	0.5102		0.4694	0.4694	0.0000	2,207.5841	2,207.5841	0.7140		2,225.4336
Paving	0.0000					0.0000	0.0000		0.0000	0.0000			0.0000			0.0000
Total	1.0327	10.1917	14.5842	0.0228		0.5102	0.5102		0.4694	0.4694	0.0000	2,207.5841	2,207.5841	0.7140		2,225.4336

Mitigated Construction Off-Site

	ROG	NOx	CO	SO2	Fugitive PM10	Exhaust PM10	PM10 Total	Fugitive PM2.5	Exhaust PM2.5	PM2.5 Total	Bio- CO2	NBio- CO2	Total CO2	CH4	N2O	CO2e
Category	lb/day										lb/day					
Hauling	0.0000	0.0000	0.0000	0.0000	0.0000	0.0000	0.0000	0.0000	0.0000	0.0000		0.0000	0.0000	0.0000	0.0000	0.0000
Vendor	0.0000	0.0000	0.0000	0.0000	0.0000	0.0000	0.0000	0.0000	0.0000	0.0000		0.0000	0.0000	0.0000	0.0000	0.0000
Worker	0.0500	0.0347	0.3809	9.9000e-004	0.1255	6.2000e-004	0.1261	0.0333	5.7000e-004	0.0339		100.0731	100.0731	3.3600e-003	3.2800e-003	101.1330
Total	0.0500	0.0347	0.3809	9.9000e-004	0.1255	6.2000e-004	0.1261	0.0333	5.7000e-004	0.0339		100.0731	100.0731	3.3600e-003	3.2800e-003	101.1330

Coachella EIR Addendum: Proposed Conditions - Salton Sea Air Basin, Winter

EMFAC Off-Model Adjustment Factors for Gasoline Light Duty Vehicle to Account for the SAFE Vehicle Rule Not Applied

4.0 Operational Detail - Mobile

4.1 Mitigation Measures Mobile

	ROG	NOx	CO	SO2	Fugitive PM10	Exhaust PM10	PM10 Total	Fugitive PM2.5	Exhaust PM2.5	PM2.5 Total	Bio- CO2	NBio- CO2	Total CO2	CH4	N2O	CO2e
Category	lb/day										lb/day					
Mitigated	5.7925	8.6941	53.3832	0.1161	13.0265	0.0957	13.1222	3.4735	0.0896	3.5631		11,831.05 57	11,831.05 57	0.7186	0.6686	12,048.27 52
Unmitigated	5.7925	8.6941	53.3832	0.1161	13.0265	0.0957	13.1222	3.4735	0.0896	3.5631		11,831.05 57	11,831.05 57	0.7186	0.6686	12,048.27 52

4.2 Trip Summary Information

Land Use	Average Daily Trip Rate			Unmitigated	Mitigated
	Weekday	Saturday	Sunday	Annual VMT	Annual VMT
Apartments Mid Rise	2,758.08	2,489.37	2073.63	5,865,015	5,865,015
Total	2,758.08	2,489.37	2,073.63	5,865,015	5,865,015

4.3 Trip Type Information

Land Use	Miles			Trip %			Trip Purpose %		
	H-W or C-W	H-S or C-C	H-O or C-NW	H-W or C-W	H-S or C-C	H-O or C-NW	Primary	Diverted	Pass-by
Apartments Mid Rise	11.00	3.50	4.50	40.20	19.20	40.60	86	11	3

4.4 Fleet Mix

Land Use	LDA	LDT1	LDT2	MDV	LHD1	LHD2	MHD	HHD	OBUS	UBUS	MCY	SBUS	MH
Apartments Mid Rise	0.519370	0.060618	0.186312	0.143152	0.024585	Page 799	0.010773	0.020267	0.000881	0.000230	0.022128	0.000902	0.003872

Coachella EIR Addendum: Proposed Conditions - Salton Sea Air Basin, Winter

EMFAC Off-Model Adjustment Factors for Gasoline Light Duty Vehicle to Account for the SAFE Vehicle Rule Not Applied

5.0 Energy Detail

Historical Energy Use: N

5.1 Mitigation Measures Energy

	ROG	NOx	CO	SO2	Fugitive PM10	Exhaust PM10	PM10 Total	Fugitive PM2.5	Exhaust PM2.5	PM2.5 Total	Bio- CO2	NBio- CO2	Total CO2	CH4	N2O	CO2e
Category	lb/day										lb/day					
NaturalGas Mitigated	0.2154	1.8411	0.7834	0.0118		0.1489	0.1489		0.1489	0.1489		2,350.2853	2,350.2853	0.0451	0.0431	2,364.2519
NaturalGas Unmitigated	0.2154	1.8411	0.7834	0.0118		0.1489	0.1489		0.1489	0.1489		2,350.2853	2,350.2853	0.0451	0.0431	2,364.2519

5.2 Energy by Land Use - NaturalGas

Unmitigated

	NaturalGas Use	ROG	NOx	CO	SO2	Fugitive PM10	Exhaust PM10	PM10 Total	Fugitive PM2.5	Exhaust PM2.5	PM2.5 Total	Bio- CO2	NBio- CO2	Total CO2	CH4	N2O	CO2e
Land Use	kBTU/yr	lb/day										lb/day					
Apartments Mid Rise	19977.4	0.2154	1.8411	0.7834	0.0118		0.1489	0.1489		0.1489	0.1489		2,350.2853	2,350.2853	0.0451	0.0431	2,364.2519
Total		0.2154	1.8411	0.7834	0.0118		0.1489	0.1489		0.1489	0.1489		2,350.2853	2,350.2853	0.0451	0.0431	2,364.2519

Coachella EIR Addendum: Proposed Conditions - Salton Sea Air Basin, Winter

EMFAC Off-Model Adjustment Factors for Gasoline Light Duty Vehicle to Account for the SAFE Vehicle Rule Not Applied

5.2 Energy by Land Use - Natural Gas

Mitigated

	Natural Gas Use	ROG	NOx	CO	SO2	Fugitive PM10	Exhaust PM10	PM10 Total	Fugitive PM2.5	Exhaust PM2.5	PM2.5 Total	Bio- CO2	NBio- CO2	Total CO2	CH4	N2O	CO2e
Land Use	kBTU/yr	lb/day										lb/day					
Apartments Mid Rise	19.9774	0.2154	1.8411	0.7834	0.0118		0.1489	0.1489		0.1489	0.1489		2,350.2853	2,350.2853	0.0451	0.0431	2,364.2519
Total		0.2154	1.8411	0.7834	0.0118		0.1489	0.1489		0.1489	0.1489		2,350.2853	2,350.2853	0.0451	0.0431	2,364.2519

6.0 Area Detail

6.1 Mitigation Measures Area

	ROG	NOx	CO	SO2	Fugitive PM10	Exhaust PM10	PM10 Total	Fugitive PM2.5	Exhaust PM2.5	PM2.5 Total	Bio- CO2	NBio- CO2	Total CO2	CH4	N2O	CO2e
Category	lb/day										lb/day					
Mitigated	14.3462	4.7832	43.6191	0.0297		0.5797	0.5797		0.5797	0.5797	0.0000	5,567.0207	5,567.0207	0.1774	0.1007	5,601.4583
Unmitigated	14.3462	4.7832	43.6191	0.0297		0.5797	0.5797		0.5797	0.5797	0.0000	5,567.0207	5,567.0207	0.1774	0.1007	5,601.4583

Item 16.

Coachella EIR Addendum: Proposed Conditions - Salton Sea Air Basin, Winter

EMFAC Off-Model Adjustment Factors for Gasoline Light Duty Vehicle to Account for the SAFE Vehicle Rule Not Applied

6.2 Area by SubCategory

Unmitigated

	ROG	NOx	CO	SO2	Fugitive PM10	Exhaust PM10	PM10 Total	Fugitive PM2.5	Exhaust PM2.5	PM2.5 Total	Bio- CO2	NBio- CO2	Total CO2	CH4	N2O	CO2e
SubCategory	lb/day										lb/day					
Architectural Coating	1.7383					0.0000	0.0000		0.0000	0.0000			0.0000			0.0000
Consumer Products	10.8498					0.0000	0.0000		0.0000	0.0000			0.0000			0.0000
Hearth	0.5034	4.3018	1.8306	0.0275		0.3478	0.3478		0.3478	0.3478	0.0000	5,491.7047	5,491.7047	0.1053	0.1007	5,524.3392
Landscaping	1.2547	0.4814	41.7885	2.2100e-003		0.2319	0.2319		0.2319	0.2319		75.3160	75.3160	0.0721		77.1191
Total	14.3462	4.7832	43.6191	0.0297		0.5797	0.5797		0.5797	0.5797	0.0000	5,567.0207	5,567.0207	0.1774	0.1007	5,601.4583

Coachella EIR Addendum: Proposed Conditions - Salton Sea Air Basin, Winter

EMFAC Off-Model Adjustment Factors for Gasoline Light Duty Vehicle to Account for the SAFE Vehicle Rule Not Applied

6.2 Area by SubCategory

Mitigated

	ROG	NOx	CO	SO2	Fugitive PM10	Exhaust PM10	PM10 Total	Fugitive PM2.5	Exhaust PM2.5	PM2.5 Total	Bio- CO2	NBio- CO2	Total CO2	CH4	N2O	CO2e
SubCategory	lb/day										lb/day					
Architectural Coating	1.7383					0.0000	0.0000		0.0000	0.0000			0.0000			0.0000
Consumer Products	10.8498					0.0000	0.0000		0.0000	0.0000			0.0000			0.0000
Hearth	0.5034	4.3018	1.8306	0.0275		0.3478	0.3478		0.3478	0.3478	0.0000	5,491.7047	5,491.7047	0.1053	0.1007	5,524.3392
Landscaping	1.2547	0.4814	41.7885	2.2100e-003		0.2319	0.2319		0.2319	0.2319		75.3160	75.3160	0.0721		77.1191
Total	14.3462	4.7832	43.6191	0.0297		0.5797	0.5797		0.5797	0.5797	0.0000	5,567.0207	5,567.0207	0.1774	0.1007	5,601.4583

7.0 Water Detail

7.1 Mitigation Measures Water

Coachella EIR Addendum: Proposed Conditions - Salton Sea Air Basin, Winter

EMFAC Off-Model Adjustment Factors for Gasoline Light Duty Vehicle to Account for the SAFE Vehicle Rule Not Applied

8.0 Waste Detail

8.1 Mitigation Measures Waste

9.0 Operational Offroad

Equipment Type	Number	Hours/Day	Days/Year	Horse Power	Load Factor	Fuel Type
----------------	--------	-----------	-----------	-------------	-------------	-----------

10.0 Stationary Equipment

Fire Pumps and Emergency Generators

Equipment Type	Number	Hours/Day	Hours/Year	Horse Power	Load Factor	Fuel Type
----------------	--------	-----------	------------	-------------	-------------	-----------

Boilers

Equipment Type	Number	Heat Input/Day	Heat Input/Year	Boiler Rating	Fuel Type
----------------	--------	----------------	-----------------	---------------	-----------

User Defined Equipment

Equipment Type	Number
----------------	--------

11.0 Vegetation

Coachella EIR Addendum: Proposed Conditions - Salton Sea Air Basin, Annual

EMFAC Off-Model Adjustment Factors for Gasoline Light Duty Vehicle to Account for the SAFE Vehicle Rule Not Applied

**Coachella EIR Addendum: Proposed Conditions
Salton Sea Air Basin, Annual**

1.0 Project Characteristics

1.1 Land Usage

Land Uses	Size	Metric	Lot Acreage	Floor Surface Area	Population
Apartments Mid Rise	507.00	Dwelling Unit	7.80	507,000.00	2155

1.2 Other Project Characteristics

Urbanization	Urban	Wind Speed (m/s)	3.4	Precipitation Freq (Days)	20
Climate Zone	10			Operational Year	2025
Utility Company	Imperial Irrigation District				
CO2 Intensity (lb/MWhr)	189.98	CH4 Intensity (lb/MWhr)	0.033	N2O Intensity (lb/MWhr)	0.004

1.3 User Entered Comments & Non-Default Data

Project Characteristics - Assumes 1.5 year buildout - 507 DU multifamily housing.

Land Use - Assumes buildout site buildout of 65 DU/AC, total of 507 DU and population of 2,155.

Construction Phase - Assumes paving and arch coating will occur concurrently with building construction.

On-road Fugitive Dust - All roadways accessing the site are paved.

Vehicle Trips -

Road Dust - All roadways will be paved.

Construction Off-road Equipment Mitigation - Assumes adherence to standard dust control measures per SCAQMD Rule 403.1

Woodstoves - No wood burning appliances

Table Name	Column Name	Default Value	New Value
tblConstructionPhase	NumDays	20.00	100.00
tblConstructionPhase	NumDays	Page 805	250.00

Item 16.

Coachella EIR Addendum: Proposed Conditions - Salton Sea Air Basin, Annual

EMFAC Off-Model Adjustment Factors for Gasoline Light Duty Vehicle to Account for the SAFE Vehicle Rule Not Applied

tblConstructionPhase	NumDays	20.00	30.00
tblConstructionPhase	PhaseEndDate	9/8/2023	10/18/2023
tblConstructionPhase	PhaseEndDate	7/14/2023	8/11/2023
tblConstructionPhase	PhaseEndDate	8/11/2023	10/12/2023
tblConstructionPhase	PhaseStartDate	8/12/2023	6/1/2023
tblConstructionPhase	PhaseStartDate	7/15/2023	9/1/2023
tblFireplaces	FireplaceWoodMass	2,080.00	0.00
tblLandUse	LotAcreage	13.34	7.80
tblLandUse	Population	1,638.00	2,155.00
tblOnRoadDust	HaulingPercentPave	50.00	100.00
tblOnRoadDust	HaulingPercentPave	50.00	100.00
tblOnRoadDust	HaulingPercentPave	50.00	100.00
tblOnRoadDust	HaulingPercentPave	50.00	100.00
tblOnRoadDust	HaulingPercentPave	50.00	100.00
tblOnRoadDust	VendorPercentPave	50.00	100.00
tblOnRoadDust	VendorPercentPave	50.00	100.00
tblOnRoadDust	VendorPercentPave	50.00	100.00
tblOnRoadDust	VendorPercentPave	50.00	100.00
tblOnRoadDust	VendorPercentPave	50.00	100.00
tblOnRoadDust	VendorPercentPave	50.00	100.00
tblOnRoadDust	WorkerPercentPave	50.00	100.00
tblOnRoadDust	WorkerPercentPave	50.00	100.00
tblOnRoadDust	WorkerPercentPave	50.00	100.00
tblOnRoadDust	WorkerPercentPave	50.00	100.00
tblOnRoadDust	WorkerPercentPave	50.00	100.00
tblRoadDust	RoadPercentPave	50	100

2.0 Emissions Summary

Item 16.

Coachella EIR Addendum: Proposed Conditions - Salton Sea Air Basin, Annual

EMFAC Off-Model Adjustment Factors for Gasoline Light Duty Vehicle to Account for the SAFE Vehicle Rule Not Applied

2.1 Overall Construction

Unmitigated Construction

	ROG	NOx	CO	SO2	Fugitive PM10	Exhaust PM10	PM10 Total	Fugitive PM2.5	Exhaust PM2.5	PM2.5 Total	Bio- CO2	NBio- CO2	Total CO2	CH4	N2O	CO2e
Year	tons/yr										MT/yr					
2022	0.1801	1.2092	1.5492	3.2800e-003	0.3190	0.0557	0.3746	0.1248	0.0520	0.1768	0.0000	293.8962	293.8962	0.0428	8.5200e-003	297.5048
2023	3.4466	1.5751	2.6225	5.6200e-003	0.2949	0.0695	0.3644	0.0788	0.0654	0.1442	0.0000	503.1411	503.1411	0.0616	0.0150	509.1410
Maximum	3.4466	1.5751	2.6225	5.6200e-003	0.3190	0.0695	0.3746	0.1248	0.0654	0.1768	0.0000	503.1411	503.1411	0.0616	0.0150	509.1410

Mitigated Construction

	ROG	NOx	CO	SO2	Fugitive PM10	Exhaust PM10	PM10 Total	Fugitive PM2.5	Exhaust PM2.5	PM2.5 Total	Bio- CO2	NBio- CO2	Total CO2	CH4	N2O	CO2e
Year	tons/yr										MT/yr					
2022	0.1801	1.2092	1.5492	3.2800e-003	0.2260	0.0557	0.2816	0.0782	0.0520	0.1302	0.0000	293.8960	293.8960	0.0428	8.5200e-003	297.5046
2023	3.4466	1.5751	2.6225	5.6200e-003	0.2949	0.0695	0.3644	0.0788	0.0654	0.1442	0.0000	503.1408	503.1408	0.0616	0.0150	509.1407
Maximum	3.4466	1.5751	2.6225	5.6200e-003	0.2949	0.0695	0.3644	0.0788	0.0654	0.1442	0.0000	503.1408	503.1408	0.0616	0.0150	509.1407

Item 16.

Coachella EIR Addendum: Proposed Conditions - Salton Sea Air Basin, Annual

EMFAC Off-Model Adjustment Factors for Gasoline Light Duty Vehicle to Account for the SAFE Vehicle Rule Not Applied

	ROG	NOx	CO	SO2	Fugitive PM10	Exhaust PM10	PM10 Total	Fugitive PM2.5	Exhaust PM2.5	PM2.5 Total	Bio- CO2	NBio-CO2	Total CO2	CH4	N2O	CO2e
Percent Reduction	0.00	0.00	0.00	0.00	15.15	0.00	12.58	22.89	0.00	14.52	0.00	0.00	0.00	0.00	0.00	0.00

Quarter	Start Date	End Date	Maximum Unmitigated ROG + NOX (tons/quarter)	Maximum Mitigated ROG + NOX (tons/quarter)
1	7-18-2022	10-17-2022	0.7915	0.7915
2	10-18-2022	1-17-2023	0.7021	0.7021
3	1-18-2023	4-17-2023	0.6374	0.6374
4	4-18-2023	7-17-2023	1.7487	1.7487
5	7-18-2023	9-30-2023	2.0525	2.0525
		Highest	2.0525	2.0525

2.2 Overall Operational

Unmitigated Operational

	ROG	NOx	CO	SO2	Fugitive PM10	Exhaust PM10	PM10 Total	Fugitive PM2.5	Exhaust PM2.5	PM2.5 Total	Bio- CO2	NBio- CO2	Total CO2	CH4	N2O	CO2e
Category	tons/yr										MT/yr					
Area	2.4113	0.0526	3.7649	2.6000e-004		0.0216	0.0216		0.0216	0.0216	0.0000	16.8606	16.8606	6.0900e-003	2.0000e-004	17.0715
Energy	0.0393	0.3360	0.1430	2.1400e-003		0.0272	0.0272		0.0272	0.0272	0.0000	562.1288	562.1288	0.0375	0.0108	566.2779
Mobile	1.1773	1.4560	9.5839	0.0211	2.2272	0.0165	2.2438	0.5945	0.0155	0.6099	0.0000	1,947.9318	1,947.9318	0.1072	0.1031	1,981.3483
Waste						0.0000	0.0000		0.0000	0.0000	47.3416	0.0000	47.3416	2.7978	0.0000	117.2867
Water						0.0000	0.0000		0.0000	0.0000	10.4799	57.0031	67.4829	1.0863	0.0266	102.5716
Total	3.6279	1.8446	13.4918	0.0235	2.2272	0.0653	2.2925	0.5945	0.0643	0.6587	57.8214	2,583.9242	2,641.7456	4.0349	0.1407	2,784.5560

Coachella EIR Addendum: Proposed Conditions - Salton Sea Air Basin, Annual

EMFAC Off-Model Adjustment Factors for Gasoline Light Duty Vehicle to Account for the SAFE Vehicle Rule Not Applied

2.2 Overall Operational

Mitigated Operational

	ROG	NOx	CO	SO2	Fugitive PM10	Exhaust PM10	PM10 Total	Fugitive PM2.5	Exhaust PM2.5	PM2.5 Total	Bio- CO2	NBio- CO2	Total CO2	CH4	N2O	CO2e
Category	tons/yr										MT/yr					
Area	2.4113	0.0526	3.7649	2.6000e-004		0.0216	0.0216		0.0216	0.0216	0.0000	16.8606	16.8606	6.0900e-003	2.0000e-004	17.0715
Energy	0.0393	0.3360	0.1430	2.1400e-003		0.0272	0.0272		0.0272	0.0272	0.0000	562.1288	562.1288	0.0375	0.0108	566.2779
Mobile	1.1773	1.4560	9.5839	0.0211	2.2272	0.0165	2.2438	0.5945	0.0155	0.6099	0.0000	1,947.9318	1,947.9318	0.1072	0.1031	1,981.3483
Waste						0.0000	0.0000		0.0000	0.0000	47.3416	0.0000	47.3416	2.7978	0.0000	117.2867
Water						0.0000	0.0000		0.0000	0.0000	10.4799	57.0031	67.4829	1.0863	0.0266	102.5716
Total	3.6279	1.8446	13.4918	0.0235	2.2272	0.0653	2.2925	0.5945	0.0643	0.6587	57.8214	2,583.9242	2,641.7456	4.0349	0.1407	2,784.5560

	ROG	NOx	CO	SO2	Fugitive PM10	Exhaust PM10	PM10 Total	Fugitive PM2.5	Exhaust PM2.5	PM2.5 Total	Bio- CO2	NBio- CO2	Total CO2	CH4	N2O	CO2e
Percent Reduction	0.00	0.00	0.00	0.00	0.00	0.00	0.00	0.00	0.00	0.00	0.00	0.00	0.00	0.00	0.00	0.00

3.0 Construction Detail

Construction Phase

Phase Number	Phase Name	Phase Type	Start Date	End Date	Num Days Week	Num Days	Phase Description
1	Site Preparation	Site Preparation	7/18/2022	7/29/2022	5	10	
2	Grading	Grading	7/30/2022	8/26/2022	5	20	
3	Building Construction	Building Construction	8/27/2022	8/1	5	250	

Coachella EIR Addendum: Proposed Conditions - Salton Sea Air Basin, Annual

EMFAC Off-Model Adjustment Factors for Gasoline Light Duty Vehicle to Account for the SAFE Vehicle Rule Not Applied

4	Architectural Coating	Architectural Coating	6/1/2023	10/18/2023	5	100
5	Paving	Paving	9/1/2023	10/12/2023	5	30

Acres of Grading (Site Preparation Phase): 15

Acres of Grading (Grading Phase): 20

Acres of Paving: 0

Residential Indoor: 1,026,675; Residential Outdoor: 342,225; Non-Residential Indoor: 0; Non-Residential Outdoor: 0; Striped Parking Area: 0 (Architectural Coating – sqft)

OffRoad Equipment

Phase Name	Offroad Equipment Type	Amount	Usage Hours	Horse Power	Load Factor
Architectural Coating	Air Compressors	1	6.00	78	0.48
Building Construction	Cranes	1	7.00	231	0.29
Grading	Excavators	1	8.00	158	0.38
Building Construction	Forklifts	3	8.00	89	0.20
Building Construction	Generator Sets	1	8.00	84	0.74
Grading	Graders	1	8.00	187	0.41
Paving	Pavers	2	8.00	130	0.42
Paving	Paving Equipment	2	8.00	132	0.36
Paving	Rollers	2	8.00	80	0.38
Grading	Rubber Tired Dozers	1	8.00	247	0.40
Site Preparation	Rubber Tired Dozers	3	8.00	247	0.40
Building Construction	Tractors/Loaders/Backhoes	3	7.00	97	0.37
Grading	Tractors/Loaders/Backhoes	3	8.00	97	0.37
Site Preparation	Tractors/Loaders/Backhoes	4	8.00	97	0.37
Building Construction	Welders	1	8.00	46	0.45

Trips and VMT

Item 16.

Coachella EIR Addendum: Proposed Conditions - Salton Sea Air Basin, Annual

EMFAC Off-Model Adjustment Factors for Gasoline Light Duty Vehicle to Account for the SAFE Vehicle Rule Not Applied

Phase Name	Offroad Equipment Count	Worker Trip Number	Vendor Trip Number	Hauling Trip Number	Worker Trip Length	Vendor Trip Length	Hauling Trip Length	Worker Vehicle Class	Vendor Vehicle Class	Hauling Vehicle Class
Site Preparation	7	18.00	0.00	0.00	11.00	5.40	20.00	LD_Mix	HDT_Mix	HHDT
Grading	6	15.00	0.00	0.00	11.00	5.40	20.00	LD_Mix	HDT_Mix	HHDT
Building Construction	9	365.00	54.00	0.00	11.00	5.40	20.00	LD_Mix	HDT_Mix	HHDT
Paving	6	15.00	0.00	0.00	11.00	5.40	20.00	LD_Mix	HDT_Mix	HHDT
Architectural Coating	1	73.00	0.00	0.00	11.00	5.40	20.00	LD_Mix	HDT_Mix	HHDT

3.1 Mitigation Measures Construction

Use Soil Stabilizer

Water Exposed Area

3.2 Site Preparation - 2022

Unmitigated Construction On-Site

	ROG	NOx	CO	SO2	Fugitive PM10	Exhaust PM10	PM10 Total	Fugitive PM2.5	Exhaust PM2.5	PM2.5 Total	Bio- CO2	NBio- CO2	Total CO2	CH4	N2O	CO2e
Category	tons/yr										MT/yr					
Fugitive Dust					0.0983	0.0000	0.0983	0.0505	0.0000	0.0505	0.0000	0.0000	0.0000	0.0000	0.0000	0.0000
Off-Road	0.0159	0.1654	0.0985	1.9000e-004		8.0600e-003	8.0600e-003		7.4200e-003	7.4200e-003	0.0000	16.7197	16.7197	5.4100e-003	0.0000	16.8549
Total	0.0159	0.1654	0.0985	1.9000e-004	0.0983	8.0600e-003	0.1064	0.0505	7.4200e-003	0.0579	0.0000	16.7197	16.7197	5.4100e-003	0.0000	16.8549

Item 16.

Coachella EIR Addendum: Proposed Conditions - Salton Sea Air Basin, Annual

EMFAC Off-Model Adjustment Factors for Gasoline Light Duty Vehicle to Account for the SAFE Vehicle Rule Not Applied

3.2 Site Preparation - 2022

Unmitigated Construction Off-Site

	ROG	NOx	CO	SO2	Fugitive PM10	Exhaust PM10	PM10 Total	Fugitive PM2.5	Exhaust PM2.5	PM2.5 Total	Bio- CO2	NBio- CO2	Total CO2	CH4	N2O	CO2e
Category	tons/yr										MT/yr					
Hauling	0.0000	0.0000	0.0000	0.0000	0.0000	0.0000	0.0000	0.0000	0.0000	0.0000	0.0000	0.0000	0.0000	0.0000	0.0000	0.0000
Vendor	0.0000	0.0000	0.0000	0.0000	0.0000	0.0000	0.0000	0.0000	0.0000	0.0000	0.0000	0.0000	0.0000	0.0000	0.0000	0.0000
Worker	3.4000e-004	2.3000e-004	2.8000e-003	1.0000e-005	7.4000e-004	0.0000	7.5000e-004	2.0000e-004	0.0000	2.0000e-004	0.0000	0.6021	0.6021	2.0000e-005	2.0000e-005	0.6083
Total	3.4000e-004	2.3000e-004	2.8000e-003	1.0000e-005	7.4000e-004	0.0000	7.5000e-004	2.0000e-004	0.0000	2.0000e-004	0.0000	0.6021	0.6021	2.0000e-005	2.0000e-005	0.6083

Mitigated Construction On-Site

	ROG	NOx	CO	SO2	Fugitive PM10	Exhaust PM10	PM10 Total	Fugitive PM2.5	Exhaust PM2.5	PM2.5 Total	Bio- CO2	NBio- CO2	Total CO2	CH4	N2O	CO2e
Category	tons/yr										MT/yr					
Fugitive Dust					0.0442	0.0000	0.0442	0.0227	0.0000	0.0227	0.0000	0.0000	0.0000	0.0000	0.0000	0.0000
Off-Road	0.0159	0.1654	0.0985	1.9000e-004		8.0600e-003	8.0600e-003		7.4200e-003	7.4200e-003	0.0000	16.7197	16.7197	5.4100e-003	0.0000	16.8549
Total	0.0159	0.1654	0.0985	1.9000e-004	0.0442	8.0600e-003	0.0523	0.0227	7.4200e-003	0.0302	0.0000	16.7197	16.7197	5.4100e-003	0.0000	16.8549

Item 16.

Coachella EIR Addendum: Proposed Conditions - Salton Sea Air Basin, Annual

EMFAC Off-Model Adjustment Factors for Gasoline Light Duty Vehicle to Account for the SAFE Vehicle Rule Not Applied

3.2 Site Preparation - 2022

Mitigated Construction Off-Site

	ROG	NOx	CO	SO2	Fugitive PM10	Exhaust PM10	PM10 Total	Fugitive PM2.5	Exhaust PM2.5	PM2.5 Total	Bio- CO2	NBio- CO2	Total CO2	CH4	N2O	CO2e
Category	tons/yr										MT/yr					
Hauling	0.0000	0.0000	0.0000	0.0000	0.0000	0.0000	0.0000	0.0000	0.0000	0.0000	0.0000	0.0000	0.0000	0.0000	0.0000	0.0000
Vendor	0.0000	0.0000	0.0000	0.0000	0.0000	0.0000	0.0000	0.0000	0.0000	0.0000	0.0000	0.0000	0.0000	0.0000	0.0000	0.0000
Worker	3.4000e-004	2.3000e-004	2.8000e-003	1.0000e-005	7.4000e-004	0.0000	7.5000e-004	2.0000e-004	0.0000	2.0000e-004	0.0000	0.6021	0.6021	2.0000e-005	2.0000e-005	0.6083
Total	3.4000e-004	2.3000e-004	2.8000e-003	1.0000e-005	7.4000e-004	0.0000	7.5000e-004	2.0000e-004	0.0000	2.0000e-004	0.0000	0.6021	0.6021	2.0000e-005	2.0000e-005	0.6083

3.3 Grading - 2022

Unmitigated Construction On-Site

	ROG	NOx	CO	SO2	Fugitive PM10	Exhaust PM10	PM10 Total	Fugitive PM2.5	Exhaust PM2.5	PM2.5 Total	Bio- CO2	NBio- CO2	Total CO2	CH4	N2O	CO2e
Category	tons/yr										MT/yr					
Fugitive Dust					0.0708	0.0000	0.0708	0.0343	0.0000	0.0343	0.0000	0.0000	0.0000	0.0000	0.0000	0.0000
Off-Road	0.0195	0.2086	0.1527	3.0000e-004		9.4100e-003	9.4100e-003		8.6600e-003	8.6600e-003	0.0000	26.0548	26.0548	8.4300e-003	0.0000	26.2654
Total	0.0195	0.2086	0.1527	3.0000e-004	0.0708	9.4100e-003	0.0802	0.0343	8.6600e-003	0.0429	0.0000	26.0548	26.0548	8.4300e-003	0.0000	26.2654

Item 16.

Coachella EIR Addendum: Proposed Conditions - Salton Sea Air Basin, Annual

EMFAC Off-Model Adjustment Factors for Gasoline Light Duty Vehicle to Account for the SAFE Vehicle Rule Not Applied

3.3 Grading - 2022

Unmitigated Construction Off-Site

	ROG	NOx	CO	SO2	Fugitive PM10	Exhaust PM10	PM10 Total	Fugitive PM2.5	Exhaust PM2.5	PM2.5 Total	Bio- CO2	NBio- CO2	Total CO2	CH4	N2O	CO2e
Category	tons/yr										MT/yr					
Hauling	0.0000	0.0000	0.0000	0.0000	0.0000	0.0000	0.0000	0.0000	0.0000	0.0000	0.0000	0.0000	0.0000	0.0000	0.0000	0.0000
Vendor	0.0000	0.0000	0.0000	0.0000	0.0000	0.0000	0.0000	0.0000	0.0000	0.0000	0.0000	0.0000	0.0000	0.0000	0.0000	0.0000
Worker	5.7000e-004	3.8000e-004	4.6700e-003	1.0000e-005	1.2400e-003	1.0000e-005	1.2500e-003	3.3000e-004	1.0000e-005	3.4000e-004	0.0000	1.0036	1.0036	3.0000e-005	3.0000e-005	1.0139
Total	5.7000e-004	3.8000e-004	4.6700e-003	1.0000e-005	1.2400e-003	1.0000e-005	1.2500e-003	3.3000e-004	1.0000e-005	3.4000e-004	0.0000	1.0036	1.0036	3.0000e-005	3.0000e-005	1.0139

Mitigated Construction On-Site

	ROG	NOx	CO	SO2	Fugitive PM10	Exhaust PM10	PM10 Total	Fugitive PM2.5	Exhaust PM2.5	PM2.5 Total	Bio- CO2	NBio- CO2	Total CO2	CH4	N2O	CO2e
Category	tons/yr										MT/yr					
Fugitive Dust					0.0319	0.0000	0.0319	0.0154	0.0000	0.0154	0.0000	0.0000	0.0000	0.0000	0.0000	0.0000
Off-Road	0.0195	0.2086	0.1527	3.0000e-004		9.4100e-003	9.4100e-003		8.6600e-003	8.6600e-003	0.0000	26.0547	26.0547	8.4300e-003	0.0000	26.2654
Total	0.0195	0.2086	0.1527	3.0000e-004	0.0319	9.4100e-003	0.0413	0.0154	8.6600e-003	0.0241	0.0000	26.0547	26.0547	8.4300e-003	0.0000	26.2654

Item 16.

Coachella EIR Addendum: Proposed Conditions - Salton Sea Air Basin, Annual

EMFAC Off-Model Adjustment Factors for Gasoline Light Duty Vehicle to Account for the SAFE Vehicle Rule Not Applied

3.3 Grading - 2022

Mitigated Construction Off-Site

	ROG	NOx	CO	SO2	Fugitive PM10	Exhaust PM10	PM10 Total	Fugitive PM2.5	Exhaust PM2.5	PM2.5 Total	Bio- CO2	NBio- CO2	Total CO2	CH4	N2O	CO2e
Category	tons/yr										MT/yr					
Hauling	0.0000	0.0000	0.0000	0.0000	0.0000	0.0000	0.0000	0.0000	0.0000	0.0000	0.0000	0.0000	0.0000	0.0000	0.0000	0.0000
Vendor	0.0000	0.0000	0.0000	0.0000	0.0000	0.0000	0.0000	0.0000	0.0000	0.0000	0.0000	0.0000	0.0000	0.0000	0.0000	0.0000
Worker	5.7000e-004	3.8000e-004	4.6700e-003	1.0000e-005	1.2400e-003	1.0000e-005	1.2500e-003	3.3000e-004	1.0000e-005	3.4000e-004	0.0000	1.0036	1.0036	3.0000e-005	3.0000e-005	1.0139
Total	5.7000e-004	3.8000e-004	4.6700e-003	1.0000e-005	1.2400e-003	1.0000e-005	1.2500e-003	3.3000e-004	1.0000e-005	3.4000e-004	0.0000	1.0036	1.0036	3.0000e-005	3.0000e-005	1.0139

3.4 Building Construction - 2022

Unmitigated Construction On-Site

	ROG	NOx	CO	SO2	Fugitive PM10	Exhaust PM10	PM10 Total	Fugitive PM2.5	Exhaust PM2.5	PM2.5 Total	Bio- CO2	NBio- CO2	Total CO2	CH4	N2O	CO2e
Category	tons/yr										MT/yr					
Off-Road	0.0768	0.7027	0.7364	1.2100e-003		0.0364	0.0364		0.0343	0.0343	0.0000	104.2764	104.2764	0.0250	0.0000	104.9009
Total	0.0768	0.7027	0.7364	1.2100e-003		0.0364	0.0364		0.0343	0.0343	0.0000	104.2764	104.2764	0.0250	0.0000	104.9009

Item 16.

Coachella EIR Addendum: Proposed Conditions - Salton Sea Air Basin, Annual

EMFAC Off-Model Adjustment Factors for Gasoline Light Duty Vehicle to Account for the SAFE Vehicle Rule Not Applied

3.4 Building Construction - 2022

Unmitigated Construction Off-Site

	ROG	NOx	CO	SO2	Fugitive PM10	Exhaust PM10	PM10 Total	Fugitive PM2.5	Exhaust PM2.5	PM2.5 Total	Bio- CO2	NBio- CO2	Total CO2	CH4	N2O	CO2e
Category	tons/yr										MT/yr					
Hauling	0.0000	0.0000	0.0000	0.0000	0.0000	0.0000	0.0000	0.0000	0.0000	0.0000	0.0000	0.0000	0.0000	0.0000	0.0000	0.0000
Vendor	4.2000e-003	0.0900	0.0431	3.7000e-004	0.0121	1.0600e-003	0.0132	3.4900e-003	1.0100e-003	4.5000e-003	0.0000	35.3496	35.3496	2.9000e-004	4.9900e-003	36.8453
Worker	0.0629	0.0419	0.5112	1.2000e-003	0.1358	7.3000e-004	0.1365	0.0361	6.7000e-004	0.0367	0.0000	109.8901	109.8901	3.5900e-003	3.4800e-003	111.0161
Total	0.0671	0.1319	0.5542	1.5700e-003	0.1479	1.7900e-003	0.1497	0.0395	1.6800e-003	0.0412	0.0000	145.2397	145.2397	3.8800e-003	8.4700e-003	147.8614

Mitigated Construction On-Site

	ROG	NOx	CO	SO2	Fugitive PM10	Exhaust PM10	PM10 Total	Fugitive PM2.5	Exhaust PM2.5	PM2.5 Total	Bio- CO2	NBio- CO2	Total CO2	CH4	N2O	CO2e
Category	tons/yr										MT/yr					
Off-Road	0.0768	0.7027	0.7364	1.2100e-003		0.0364	0.0364		0.0343	0.0343	0.0000	104.2762	104.2762	0.0250	0.0000	104.9008
Total	0.0768	0.7027	0.7364	1.2100e-003		0.0364	0.0364		0.0343	0.0343	0.0000	104.2762	104.2762	0.0250	0.0000	104.9008

Item 16.

Coachella EIR Addendum: Proposed Conditions - Salton Sea Air Basin, Annual

EMFAC Off-Model Adjustment Factors for Gasoline Light Duty Vehicle to Account for the SAFE Vehicle Rule Not Applied

3.4 Building Construction - 2022

Mitigated Construction Off-Site

	ROG	NOx	CO	SO2	Fugitive PM10	Exhaust PM10	PM10 Total	Fugitive PM2.5	Exhaust PM2.5	PM2.5 Total	Bio- CO2	NBio- CO2	Total CO2	CH4	N2O	CO2e
Category	tons/yr										MT/yr					
Hauling	0.0000	0.0000	0.0000	0.0000	0.0000	0.0000	0.0000	0.0000	0.0000	0.0000	0.0000	0.0000	0.0000	0.0000	0.0000	0.0000
Vendor	4.2000e-003	0.0900	0.0431	3.7000e-004	0.0121	1.0600e-003	0.0132	3.4900e-003	1.0100e-003	4.5000e-003	0.0000	35.3496	35.3496	2.9000e-004	4.9900e-003	36.8453
Worker	0.0629	0.0419	0.5112	1.2000e-003	0.1358	7.3000e-004	0.1365	0.0361	6.7000e-004	0.0367	0.0000	109.8901	109.8901	3.5900e-003	3.4800e-003	111.0161
Total	0.0671	0.1319	0.5542	1.5700e-003	0.1479	1.7900e-003	0.1497	0.0395	1.6800e-003	0.0412	0.0000	145.2397	145.2397	3.8800e-003	8.4700e-003	147.8614

3.4 Building Construction - 2023

Unmitigated Construction On-Site

	ROG	NOx	CO	SO2	Fugitive PM10	Exhaust PM10	PM10 Total	Fugitive PM2.5	Exhaust PM2.5	PM2.5 Total	Bio- CO2	NBio- CO2	Total CO2	CH4	N2O	CO2e
Category	tons/yr										MT/yr					
Off-Road	0.1258	1.1508	1.2995	2.1600e-003		0.0560	0.0560		0.0527	0.0527	0.0000	185.4438	185.4438	0.0441	0.0000	186.5467
Total	0.1258	1.1508	1.2995	2.1600e-003		0.0560	0.0560		0.0527	0.0527	0.0000	185.4438	185.4438	0.0441	0.0000	186.5467

Item 16.

Coachella EIR Addendum: Proposed Conditions - Salton Sea Air Basin, Annual

EMFAC Off-Model Adjustment Factors for Gasoline Light Duty Vehicle to Account for the SAFE Vehicle Rule Not Applied

3.4 Building Construction - 2023

Unmitigated Construction Off-Site

	ROG	NOx	CO	SO2	Fugitive PM10	Exhaust PM10	PM10 Total	Fugitive PM2.5	Exhaust PM2.5	PM2.5 Total	Bio- CO2	NBio- CO2	Total CO2	CH4	N2O	CO2e
Category	tons/yr										MT/yr					
Hauling	0.0000	0.0000	0.0000	0.0000	0.0000	0.0000	0.0000	0.0000	0.0000	0.0000	0.0000	0.0000	0.0000	0.0000	0.0000	0.0000
Vendor	6.0800e-003	0.1318	0.0730	6.4000e-004	0.0215	9.7000e-004	0.0225	6.2000e-003	9.3000e-004	7.1300e-003	0.0000	60.7649	60.7649	4.6000e-004	8.5300e-003	63.3174
Worker	0.1035	0.0658	0.8304	2.0600e-003	0.2414	1.2000e-003	0.2426	0.0641	1.1100e-003	0.0652	0.0000	189.0393	189.0393	5.7400e-003	5.6900e-003	190.8779
Total	0.1096	0.1976	0.9034	2.7000e-003	0.2629	2.1700e-003	0.2651	0.0703	2.0400e-003	0.0723	0.0000	249.8042	249.8042	6.2000e-003	0.0142	254.1952

Mitigated Construction On-Site

	ROG	NOx	CO	SO2	Fugitive PM10	Exhaust PM10	PM10 Total	Fugitive PM2.5	Exhaust PM2.5	PM2.5 Total	Bio- CO2	NBio- CO2	Total CO2	CH4	N2O	CO2e
Category	tons/yr										MT/yr					
Off-Road	0.1258	1.1508	1.2995	2.1600e-003		0.0560	0.0560		0.0527	0.0527	0.0000	185.4436	185.4436	0.0441	0.0000	186.5464
Total	0.1258	1.1508	1.2995	2.1600e-003		0.0560	0.0560		0.0527	0.0527	0.0000	185.4436	185.4436	0.0441	0.0000	186.5464

Item 16.

Coachella EIR Addendum: Proposed Conditions - Salton Sea Air Basin, Annual

EMFAC Off-Model Adjustment Factors for Gasoline Light Duty Vehicle to Account for the SAFE Vehicle Rule Not Applied

3.4 Building Construction - 2023

Mitigated Construction Off-Site

	ROG	NOx	CO	SO2	Fugitive PM10	Exhaust PM10	PM10 Total	Fugitive PM2.5	Exhaust PM2.5	PM2.5 Total	Bio- CO2	NBio- CO2	Total CO2	CH4	N2O	CO2e
Category	tons/yr										MT/yr					
Hauling	0.0000	0.0000	0.0000	0.0000	0.0000	0.0000	0.0000	0.0000	0.0000	0.0000	0.0000	0.0000	0.0000	0.0000	0.0000	0.0000
Vendor	6.0800e-003	0.1318	0.0730	6.4000e-004	0.0215	9.7000e-004	0.0225	6.2000e-003	9.3000e-004	7.1300e-003	0.0000	60.7649	60.7649	4.6000e-004	8.5300e-003	63.3174
Worker	0.1035	0.0658	0.8304	2.0600e-003	0.2414	1.2000e-003	0.2426	0.0641	1.1100e-003	0.0652	0.0000	189.0393	189.0393	5.7400e-003	5.6900e-003	190.8779
Total	0.1096	0.1976	0.9034	2.7000e-003	0.2629	2.1700e-003	0.2651	0.0703	2.0400e-003	0.0723	0.0000	249.8042	249.8042	6.2000e-003	0.0142	254.1952

3.5 Architectural Coating - 2023

Unmitigated Construction On-Site

	ROG	NOx	CO	SO2	Fugitive PM10	Exhaust PM10	PM10 Total	Fugitive PM2.5	Exhaust PM2.5	PM2.5 Total	Bio- CO2	NBio- CO2	Total CO2	CH4	N2O	CO2e
Category	tons/yr										MT/yr					
Archit. Coating	3.1724					0.0000	0.0000		0.0000	0.0000	0.0000	0.0000	0.0000	0.0000	0.0000	0.0000
Off-Road	9.5800e-003	0.0652	0.0906	1.5000e-004		3.5400e-003	3.5400e-003		3.5400e-003	3.5400e-003	0.0000	12.7663	12.7663	7.6000e-004	0.0000	12.7854
Total	3.1820	0.0652	0.0906	1.5000e-004		3.5400e-003	3.5400e-003		3.5400e-003	3.5400e-003	0.0000	12.7663	12.7663	7.6000e-004	0.0000	12.7854

Item 16.

Coachella EIR Addendum: Proposed Conditions - Salton Sea Air Basin, Annual

EMFAC Off-Model Adjustment Factors for Gasoline Light Duty Vehicle to Account for the SAFE Vehicle Rule Not Applied

3.5 Architectural Coating - 2023

Unmitigated Construction Off-Site

	ROG	NOx	CO	SO2	Fugitive PM10	Exhaust PM10	PM10 Total	Fugitive PM2.5	Exhaust PM2.5	PM2.5 Total	Bio- CO2	NBio- CO2	Total CO2	CH4	N2O	CO2e
Category	tons/yr										MT/yr					
Hauling	0.0000	0.0000	0.0000	0.0000	0.0000	0.0000	0.0000	0.0000	0.0000	0.0000	0.0000	0.0000	0.0000	0.0000	0.0000	0.0000
Vendor	0.0000	0.0000	0.0000	0.0000	0.0000	0.0000	0.0000	0.0000	0.0000	0.0000	0.0000	0.0000	0.0000	0.0000	0.0000	0.0000
Worker	0.0129	8.2200e-003	0.1038	2.6000e-004	0.0302	1.5000e-004	0.0303	8.0100e-003	1.4000e-004	8.1500e-003	0.0000	23.6299	23.6299	7.2000e-004	7.1000e-004	23.8597
Total	0.0129	8.2200e-003	0.1038	2.6000e-004	0.0302	1.5000e-004	0.0303	8.0100e-003	1.4000e-004	8.1500e-003	0.0000	23.6299	23.6299	7.2000e-004	7.1000e-004	23.8597

Mitigated Construction On-Site

	ROG	NOx	CO	SO2	Fugitive PM10	Exhaust PM10	PM10 Total	Fugitive PM2.5	Exhaust PM2.5	PM2.5 Total	Bio- CO2	NBio- CO2	Total CO2	CH4	N2O	CO2e
Category	tons/yr										MT/yr					
Archit. Coating	3.1724					0.0000	0.0000		0.0000	0.0000	0.0000	0.0000	0.0000	0.0000	0.0000	0.0000
Off-Road	9.5800e-003	0.0652	0.0906	1.5000e-004		3.5400e-003	3.5400e-003		3.5400e-003	3.5400e-003	0.0000	12.7663	12.7663	7.6000e-004	0.0000	12.7854
Total	3.1820	0.0652	0.0906	1.5000e-004		3.5400e-003	3.5400e-003		3.5400e-003	3.5400e-003	0.0000	12.7663	12.7663	7.6000e-004	0.0000	12.7854

Item 16.

Coachella EIR Addendum: Proposed Conditions - Salton Sea Air Basin, Annual

EMFAC Off-Model Adjustment Factors for Gasoline Light Duty Vehicle to Account for the SAFE Vehicle Rule Not Applied

3.5 Architectural Coating - 2023

Mitigated Construction Off-Site

	ROG	NOx	CO	SO2	Fugitive PM10	Exhaust PM10	PM10 Total	Fugitive PM2.5	Exhaust PM2.5	PM2.5 Total	Bio- CO2	NBio- CO2	Total CO2	CH4	N2O	CO2e
Category	tons/yr										MT/yr					
Hauling	0.0000	0.0000	0.0000	0.0000	0.0000	0.0000	0.0000	0.0000	0.0000	0.0000	0.0000	0.0000	0.0000	0.0000	0.0000	0.0000
Vendor	0.0000	0.0000	0.0000	0.0000	0.0000	0.0000	0.0000	0.0000	0.0000	0.0000	0.0000	0.0000	0.0000	0.0000	0.0000	0.0000
Worker	0.0129	8.2200e-003	0.1038	2.6000e-004	0.0302	1.5000e-004	0.0303	8.0100e-003	1.4000e-004	8.1500e-003	0.0000	23.6299	23.6299	7.2000e-004	7.1000e-004	23.8597
Total	0.0129	8.2200e-003	0.1038	2.6000e-004	0.0302	1.5000e-004	0.0303	8.0100e-003	1.4000e-004	8.1500e-003	0.0000	23.6299	23.6299	7.2000e-004	7.1000e-004	23.8597

3.6 Paving - 2023

Unmitigated Construction On-Site

	ROG	NOx	CO	SO2	Fugitive PM10	Exhaust PM10	PM10 Total	Fugitive PM2.5	Exhaust PM2.5	PM2.5 Total	Bio- CO2	NBio- CO2	Total CO2	CH4	N2O	CO2e
Category	tons/yr										MT/yr					
Off-Road	0.0155	0.1529	0.2188	3.4000e-004		7.6500e-003	7.6500e-003		7.0400e-003	7.0400e-003	0.0000	30.0403	30.0403	9.7200e-003	0.0000	30.2832
Paving	0.0000					0.0000	0.0000		0.0000	0.0000	0.0000	0.0000	0.0000	0.0000	0.0000	0.0000
Total	0.0155	0.1529	0.2188	3.4000e-004		7.6500e-003	7.6500e-003		7.0400e-003	7.0400e-003	0.0000	30.0403	30.0403	9.7200e-003	0.0000	30.2832

Item 16.

Coachella EIR Addendum: Proposed Conditions - Salton Sea Air Basin, Annual

EMFAC Off-Model Adjustment Factors for Gasoline Light Duty Vehicle to Account for the SAFE Vehicle Rule Not Applied

3.6 Paving - 2023

Unmitigated Construction Off-Site

	ROG	NOx	CO	SO2	Fugitive PM10	Exhaust PM10	PM10 Total	Fugitive PM2.5	Exhaust PM2.5	PM2.5 Total	Bio- CO2	NBio- CO2	Total CO2	CH4	N2O	CO2e
Category	tons/yr										MT/yr					
Hauling	0.0000	0.0000	0.0000	0.0000	0.0000	0.0000	0.0000	0.0000	0.0000	0.0000	0.0000	0.0000	0.0000	0.0000	0.0000	0.0000
Vendor	0.0000	0.0000	0.0000	0.0000	0.0000	0.0000	0.0000	0.0000	0.0000	0.0000	0.0000	0.0000	0.0000	0.0000	0.0000	0.0000
Worker	8.0000e-004	5.1000e-004	6.4000e-003	2.0000e-005	1.8600e-003	1.0000e-005	1.8700e-003	4.9000e-004	1.0000e-005	5.0000e-004	0.0000	1.4566	1.4566	4.0000e-005	4.0000e-005	1.4708
Total	8.0000e-004	5.1000e-004	6.4000e-003	2.0000e-005	1.8600e-003	1.0000e-005	1.8700e-003	4.9000e-004	1.0000e-005	5.0000e-004	0.0000	1.4566	1.4566	4.0000e-005	4.0000e-005	1.4708

Mitigated Construction On-Site

	ROG	NOx	CO	SO2	Fugitive PM10	Exhaust PM10	PM10 Total	Fugitive PM2.5	Exhaust PM2.5	PM2.5 Total	Bio- CO2	NBio- CO2	Total CO2	CH4	N2O	CO2e
Category	tons/yr										MT/yr					
Off-Road	0.0155	0.1529	0.2188	3.4000e-004		7.6500e-003	7.6500e-003		7.0400e-003	7.0400e-003	0.0000	30.0403	30.0403	9.7200e-003	0.0000	30.2832
Paving	0.0000					0.0000	0.0000		0.0000	0.0000	0.0000	0.0000	0.0000	0.0000	0.0000	0.0000
Total	0.0155	0.1529	0.2188	3.4000e-004		7.6500e-003	7.6500e-003		7.0400e-003	7.0400e-003	0.0000	30.0403	30.0403	9.7200e-003	0.0000	30.2832

Item 16.

Coachella EIR Addendum: Proposed Conditions - Salton Sea Air Basin, Annual

EMFAC Off-Model Adjustment Factors for Gasoline Light Duty Vehicle to Account for the SAFE Vehicle Rule Not Applied

3.6 Paving - 2023

Mitigated Construction Off-Site

	ROG	NOx	CO	SO2	Fugitive PM10	Exhaust PM10	PM10 Total	Fugitive PM2.5	Exhaust PM2.5	PM2.5 Total	Bio- CO2	NBio- CO2	Total CO2	CH4	N2O	CO2e
Category	tons/yr										MT/yr					
Hauling	0.0000	0.0000	0.0000	0.0000	0.0000	0.0000	0.0000	0.0000	0.0000	0.0000	0.0000	0.0000	0.0000	0.0000	0.0000	0.0000
Vendor	0.0000	0.0000	0.0000	0.0000	0.0000	0.0000	0.0000	0.0000	0.0000	0.0000	0.0000	0.0000	0.0000	0.0000	0.0000	0.0000
Worker	8.0000e-004	5.1000e-004	6.4000e-003	2.0000e-005	1.8600e-003	1.0000e-005	1.8700e-003	4.9000e-004	1.0000e-005	5.0000e-004	0.0000	1.4566	1.4566	4.0000e-005	4.0000e-005	1.4708
Total	8.0000e-004	5.1000e-004	6.4000e-003	2.0000e-005	1.8600e-003	1.0000e-005	1.8700e-003	4.9000e-004	1.0000e-005	5.0000e-004	0.0000	1.4566	1.4566	4.0000e-005	4.0000e-005	1.4708

Coachella EIR Addendum: Proposed Conditions - Salton Sea Air Basin, Annual

EMFAC Off-Model Adjustment Factors for Gasoline Light Duty Vehicle to Account for the SAFE Vehicle Rule Not Applied

4.0 Operational Detail - Mobile

4.1 Mitigation Measures Mobile

	ROG	NOx	CO	SO2	Fugitive PM10	Exhaust PM10	PM10 Total	Fugitive PM2.5	Exhaust PM2.5	PM2.5 Total	Bio- CO2	NBio- CO2	Total CO2	CH4	N2O	CO2e
Category	tons/yr										MT/yr					
Mitigated	1.1773	1.4560	9.5839	0.0211	2.2272	0.0165	2.2438	0.5945	0.0155	0.6099	0.0000	1,947.9318	1,947.9318	0.1072	0.1031	1,981.3483
Unmitigated	1.1773	1.4560	9.5839	0.0211	2.2272	0.0165	2.2438	0.5945	0.0155	0.6099	0.0000	1,947.9318	1,947.9318	0.1072	0.1031	1,981.3483

4.2 Trip Summary Information

Land Use	Average Daily Trip Rate			Unmitigated	Mitigated
	Weekday	Saturday	Sunday	Annual VMT	Annual VMT
Apartments Mid Rise	2,758.08	2,489.37	2073.63	5,865,015	5,865,015
Total	2,758.08	2,489.37	2,073.63	5,865,015	5,865,015

4.3 Trip Type Information

Land Use	Miles			Trip %			Trip Purpose %		
	H-W or C-W	H-S or C-C	H-O or C-NW	H-W or C-W	H-S or C-C	H-O or C-NW	Primary	Diverted	Pass-by
Apartments Mid Rise	11.00	3.50	4.50	40.20	19.20	40.60	86	11	3

4.4 Fleet Mix

Land Use	LDA	LDT1	LDT2	MDV	LHD1	LHD2	MHD	HHD	OBUS	UBUS	MCY	SBUS	MH
Apartments Mid Rise	0.519370	0.060618	0.186312	0.143152	0.024585	Page 824	0.010773	0.020267	0.000881	0.000230	0.022128	0.000902	0.003872

Coachella EIR Addendum: Proposed Conditions - Salton Sea Air Basin, Annual

EMFAC Off-Model Adjustment Factors for Gasoline Light Duty Vehicle to Account for the SAFE Vehicle Rule Not Applied

5.0 Energy Detail

Historical Energy Use: N

5.1 Mitigation Measures Energy

	ROG	NOx	CO	SO2	Fugitive PM10	Exhaust PM10	PM10 Total	Fugitive PM2.5	Exhaust PM2.5	PM2.5 Total	Bio- CO2	NBio- CO2	Total CO2	CH4	N2O	CO2e
Category	tons/yr										MT/yr					
Electricity Mitigated						0.0000	0.0000		0.0000	0.0000	0.0000	173.0127	173.0127	0.0301	3.6400e-003	174.8495
Electricity Unmitigated						0.0000	0.0000		0.0000	0.0000	0.0000	173.0127	173.0127	0.0301	3.6400e-003	174.8495
NaturalGas Mitigated	0.0393	0.3360	0.1430	2.1400e-003		0.0272	0.0272		0.0272	0.0272	0.0000	389.1161	389.1161	7.4600e-003	7.1300e-003	391.4284
NaturalGas Unmitigated	0.0393	0.3360	0.1430	2.1400e-003		0.0272	0.0272		0.0272	0.0272	0.0000	389.1161	389.1161	7.4600e-003	7.1300e-003	391.4284

Coachella EIR Addendum: Proposed Conditions - Salton Sea Air Basin, Annual

EMFAC Off-Model Adjustment Factors for Gasoline Light Duty Vehicle to Account for the SAFE Vehicle Rule Not Applied

5.2 Energy by Land Use - Natural Gas

Unmitigated

	Natural Gas Use	ROG	NOx	CO	SO2	Fugitive PM10	Exhaust PM10	PM10 Total	Fugitive PM2.5	Exhaust PM2.5	PM2.5 Total	Bio- CO2	NBio- CO2	Total CO2	CH4	N2O	CO2e
Land Use	kBTU/yr	tons/yr										MT/yr					
Apartments Mid Rise	7.29176e+006	0.0393	0.3360	0.1430	2.1400e-003		0.0272	0.0272		0.0272	0.0272	0.0000	389.1161	389.1161	7.4600e-003	7.1300e-003	391.4284
Total		0.0393	0.3360	0.1430	2.1400e-003		0.0272	0.0272		0.0272	0.0272	0.0000	389.1161	389.1161	7.4600e-003	7.1300e-003	391.4284

Mitigated

	Natural Gas Use	ROG	NOx	CO	SO2	Fugitive PM10	Exhaust PM10	PM10 Total	Fugitive PM2.5	Exhaust PM2.5	PM2.5 Total	Bio- CO2	NBio- CO2	Total CO2	CH4	N2O	CO2e
Land Use	kBTU/yr	tons/yr										MT/yr					
Apartments Mid Rise	7.29176e+006	0.0393	0.3360	0.1430	2.1400e-003		0.0272	0.0272		0.0272	0.0272	0.0000	389.1161	389.1161	7.4600e-003	7.1300e-003	391.4284
Total		0.0393	0.3360	0.1430	2.1400e-003		0.0272	0.0272		0.0272	0.0272	0.0000	389.1161	389.1161	7.4600e-003	7.1300e-003	391.4284

Coachella EIR Addendum: Proposed Conditions - Salton Sea Air Basin, Annual

EMFAC Off-Model Adjustment Factors for Gasoline Light Duty Vehicle to Account for the SAFE Vehicle Rule Not Applied

5.3 Energy by Land Use - Electricity

Unmitigated

	Electricity Use	Total CO2	CH4	N2O	CO2e
Land Use	kWh/yr	MT/yr			
Apartments Mid Rise	2.00773e+006	173.0127	0.0301	3.6400e-003	174.8495
Total		173.0127	0.0301	3.6400e-003	174.8495

Mitigated

	Electricity Use	Total CO2	CH4	N2O	CO2e
Land Use	kWh/yr	MT/yr			
Apartments Mid Rise	2.00773e+006	173.0127	0.0301	3.6400e-003	174.8495
Total		173.0127	0.0301	3.6400e-003	174.8495

6.0 Area Detail

6.1 Mitigation Measures Area

Item 16.

Coachella EIR Addendum: Proposed Conditions - Salton Sea Air Basin, Annual

EMFAC Off-Model Adjustment Factors for Gasoline Light Duty Vehicle to Account for the SAFE Vehicle Rule Not Applied

	ROG	NOx	CO	SO2	Fugitive PM10	Exhaust PM10	PM10 Total	Fugitive PM2.5	Exhaust PM2.5	PM2.5 Total	Bio- CO2	NBio- CO2	Total CO2	CH4	N2O	CO2e
Category	tons/yr										MT/yr					
Mitigated	2.4113	0.0526	3.7649	2.6000e-004		0.0216	0.0216		0.0216	0.0216	0.0000	16.8606	16.8606	6.0900e-003	2.0000e-004	17.0715
Unmitigated	2.4113	0.0526	3.7649	2.6000e-004		0.0216	0.0216		0.0216	0.0216	0.0000	16.8606	16.8606	6.0900e-003	2.0000e-004	17.0715

6.2 Area by SubCategory

Unmitigated

	ROG	NOx	CO	SO2	Fugitive PM10	Exhaust PM10	PM10 Total	Fugitive PM2.5	Exhaust PM2.5	PM2.5 Total	Bio- CO2	NBio- CO2	Total CO2	CH4	N2O	CO2e
SubCategory	tons/yr										MT/yr					
Architectural Coating	0.3172					0.0000	0.0000		0.0000	0.0000	0.0000	0.0000	0.0000	0.0000	0.0000	0.0000
Consumer Products	1.9801					0.0000	0.0000		0.0000	0.0000	0.0000	0.0000	0.0000	0.0000	0.0000	0.0000
Hearth	1.0800e-003	9.2500e-003	3.9400e-003	6.0000e-005		7.5000e-004	7.5000e-004		7.5000e-004	7.5000e-004	0.0000	10.7113	10.7113	2.1000e-004	2.0000e-004	10.7749
Landscaping	0.1129	0.0433	3.7610	2.0000e-004		0.0209	0.0209		0.0209	0.0209	0.0000	6.1493	6.1493	5.8900e-003	0.0000	6.2965
Total	2.4113	0.0526	3.7649	2.6000e-004		0.0216	0.0216		0.0216	0.0216	0.0000	16.8606	16.8606	6.1000e-003	2.0000e-004	17.0715

Item 16.

Coachella EIR Addendum: Proposed Conditions - Salton Sea Air Basin, Annual

EMFAC Off-Model Adjustment Factors for Gasoline Light Duty Vehicle to Account for the SAFE Vehicle Rule Not Applied

6.2 Area by SubCategory

Mitigated

	ROG	NOx	CO	SO2	Fugitive PM10	Exhaust PM10	PM10 Total	Fugitive PM2.5	Exhaust PM2.5	PM2.5 Total	Bio- CO2	NBio- CO2	Total CO2	CH4	N2O	CO2e
SubCategory	tons/yr										MT/yr					
Architectural Coating	0.3172					0.0000	0.0000		0.0000	0.0000	0.0000	0.0000	0.0000	0.0000	0.0000	0.0000
Consumer Products	1.9801					0.0000	0.0000		0.0000	0.0000	0.0000	0.0000	0.0000	0.0000	0.0000	0.0000
Hearth	1.0800e-003	9.2500e-003	3.9400e-003	6.0000e-005		7.5000e-004	7.5000e-004		7.5000e-004	7.5000e-004	0.0000	10.7113	10.7113	2.1000e-004	2.0000e-004	10.7749
Landscaping	0.1129	0.0433	3.7610	2.0000e-004		0.0209	0.0209		0.0209	0.0209	0.0000	6.1493	6.1493	5.8900e-003	0.0000	6.2965
Total	2.4113	0.0526	3.7649	2.6000e-004		0.0216	0.0216		0.0216	0.0216	0.0000	16.8606	16.8606	6.1000e-003	2.0000e-004	17.0715

7.0 Water Detail

7.1 Mitigation Measures Water

Coachella EIR Addendum: Proposed Conditions - Salton Sea Air Basin, Annual

EMFAC Off-Model Adjustment Factors for Gasoline Light Duty Vehicle to Account for the SAFE Vehicle Rule Not Applied

	Total CO2	CH4	N2O	CO2e
Category	MT/yr			
Mitigated	67.4829	1.0863	0.0266	102.5716
Unmitigated	67.4829	1.0863	0.0266	102.5716

7.2 Water by Land Use

Unmitigated

	Indoor/Outdoor Use	Total CO2	CH4	N2O	CO2e
Land Use	Mgal	MT/yr			
Apartments Mid Rise	33.0331 / 20.8252	67.4829	1.0863	0.0266	102.5716
Total		67.4829	1.0863	0.0266	102.5716

Coachella EIR Addendum: Proposed Conditions - Salton Sea Air Basin, Annual

EMFAC Off-Model Adjustment Factors for Gasoline Light Duty Vehicle to Account for the SAFE Vehicle Rule Not Applied

7.2 Water by Land Use

Mitigated

	Indoor/Outdoor Use	Total CO2	CH4	N2O	CO2e
Land Use	Mgal	MT/yr			
Apartments Mid Rise	33.0331 / 20.8252	67.4829	1.0863	0.0266	102.5716
Total		67.4829	1.0863	0.0266	102.5716

8.0 Waste Detail

8.1 Mitigation Measures Waste

Category/Year

	Total CO2	CH4	N2O	CO2e
	MT/yr			
Mitigated	47.3416	2.7978	0.0000	117.2867
Unmitigated	47.3416	2.7978	0.0000	117.2867

Coachella EIR Addendum: Proposed Conditions - Salton Sea Air Basin, Annual

EMFAC Off-Model Adjustment Factors for Gasoline Light Duty Vehicle to Account for the SAFE Vehicle Rule Not Applied

8.2 Waste by Land Use

Unmitigated

	Waste Disposed	Total CO2	CH4	N2O	CO2e
Land Use	tons	MT/yr			
Apartments Mid Rise	233.22	47.3416	2.7978	0.0000	117.2867
Total		47.3416	2.7978	0.0000	117.2867

Mitigated

	Waste Disposed	Total CO2	CH4	N2O	CO2e
Land Use	tons	MT/yr			
Apartments Mid Rise	233.22	47.3416	2.7978	0.0000	117.2867
Total		47.3416	2.7978	0.0000	117.2867

9.0 Operational Offroad

Equipment Type	Number	Hours/Day	Days/Year	Horse Power	Load Factor	Fuel Type
----------------	--------	-----------	-----------	-------------	-------------	-----------

EMFAC Off-Model Adjustment Factors for Gasoline Light Duty Vehicle to Account for the SAFE Vehicle Rule Not Applied

10.0 Stationary Equipment

Fire Pumps and Emergency Generators

Equipment Type	Number	Hours/Day	Hours/Year	Horse Power	Load Factor	Fuel Type
----------------	--------	-----------	------------	-------------	-------------	-----------

Boilers

Equipment Type	Number	Heat Input/Day	Heat Input/Year	Boiler Rating	Fuel Type
----------------	--------	----------------	-----------------	---------------	-----------

User Defined Equipment

Equipment Type	Number
----------------	--------

11.0 Vegetation

ORDINANCE NO. 1198

AN ORDINANCE OF THE COACHELLA CITY COUNCIL APPROVING A CHANGE OF ZONE NO. 22-02 A ZONING RECLASSIFICATION FROM (M-H) HEAVY INDUSTRIAL TO URBAN EMPLOYMENT CENTER ON A 7.8 ACRE SITE (APN 763-400-016 AND 763-400-017) LOCATED NEAR THE SOUTHWEST CORNER OF INDUSTRIAL WAY AND AVENUE 52. CITY-INITIATED.

WHEREAS, in 2015, the City of Coachella (“City”) adopted a General Plan Update to guide development and provide a basis for decision-making for the City through 2035; and

WHEREAS, pursuant to the California Environmental Quality Act (Pub. Resources Code, § 21000 *et seq.*) (“CEQA”) and the State CEQA Guidelines (Cal. Code of Regs., tit. 14, § 15000 *et seq.*), in 2015 the City certified the Final Environmental Impact Report (“CGPU EIR”) (SCH # 2009021007), in connection with the General Plan Update; and

WHEREAS, the CGPU EIR considered buildout conditions of the Proposed Land Use Plan, which included the maximum buildout potential of a 7.8-acre site located near the southwest corner of Avenue 52 and Industrial Way (“Project Site”) under the “Industrial District” land use designation; and

WHEREAS, to facilitate the development of the City parcels, the City proposes a General Plan Amendment to change the land use designation of the 7.8-acre site from “Industrial District” to “Urban Employment Center” and a Change of Zone to reclassify the site from M-H, Heavy Industrial, to Urban Employment Center Zoning District (“Project”); and

WHEREAS, pursuant to CEQA, when taking subsequent discretionary actions in furtherance of a project for which an Environmental Impact Report (“EIR”) has been certified or a Mitigated Negative Declaration (“MND”) has been adopted, the lead agency is required to review any changed circumstances to determine whether any of the circumstances under Public Resources Code section 21166 and State CEQA Guidelines section 15162 require additional environmental review; and

WHEREAS, by way of preparation of an Addendum, the City has evaluated the Project in light of the standards for subsequent environmental review outlined in Public Resources Code section 21166 and State CEQA Guidelines section 15162; and

WHEREAS, based on that analysis, the City Council has concluded that approval of the Project does not require preparation of a subsequent or supplemental EIR because there is no possibility for new significant environmental effects or a substantial increase in the severity of previously identified significant environmental effects; and

WHEREAS, the City, as lead agency, determined an Addendum to the certified CGPU EIR should therefore be prepared for the Project’s proposed minor technical changes; and

WHEREAS, on July 26, 2022 the Planning Commission held a duly noticed public hearing to review the project, as modified and the related environmental documents, at which time during the hearing members of the public were given an opportunity to testify regarding the Project; and

WHEREAS, after said public hearing, the Planning Commission recommended that the City Council approve this Ordinance; and,

WHEREAS, the City Council conducted a properly noticed public hearing on July 27, 2022 at which members of the public were afforded an opportunity to comment on this Ordinance, the recommendations of staff, and other public testimony.

WHEREAS, the City Council carefully considered all information pertaining to the Project, including the staff report, and all of the information, evidence, and testimony presented at its public hearing; and

WHEREAS, all other legal prerequisites to the adoption of this Ordinance have occurred.

NOW, THEREFORE, be it resolved that the City Council hereby ordains approval of Change of Zone No. 22-02, a zoning reclassification from M-H (Heavy Industrial) to Urban Employment Center for 7.8 acres of vacant land located near the southwest corner of Avenue 52 and Industrial Way subject to the findings listed below and Change of Zone exhibit of “Exhibit A.”

Findings for Change of Zone No. 22-02:

1. The proposed change of zone will serve the public necessity, convenience, general welfare, and will provide good zoning practice for the vicinity of the site. The site would be within the Urban Employment Center land use designation upon approval of General Plan Amendment 22-01. The re-zoning of the property would allow for new affordable, high density residential, which will promote the City’s long-term residential development goals for the larger vicinity and help in meeting the RHNA numbers as assigned by SCAG. The rezoning would also accommodate potential research and development, retail, education and professional office uses.
2. The proposed change of zone is consistent with the intent and purpose of the City’s General Plan in that the proposed Urban Employment Center zoning would allow future high-density multi-family residential, research and development, retail, education and professional office uses, which assist in keeping with the goals and policies of the General Plan. The proposed change of zone is consistent with the goals and policies of the Land Use Element of the General Plan, which upon approval of General Plan Amendment 22-01 designates the subject property as Urban Employment Center. The proposed Urban Employment Center zoning is a conforming zone in the Urban Employment Center General Plan land use designation. The subject site is located towards the northern end of General Plan Subarea 7 and the General Plan here encouraged uses to focus on office and research and development rather than the southerly part of the Subarea 7 towards Avenue 54, where uses should be more industrial, warehouse and distribution.

PASSED, APPROVED AND ADOPTED on this 27th day of July, 2022 by the following vote:

ROLL CALL:

- Ayes:**
- Noes:**
- Absent:**
- Abstaining:**

By _____
Steven Hernandez, Mayor

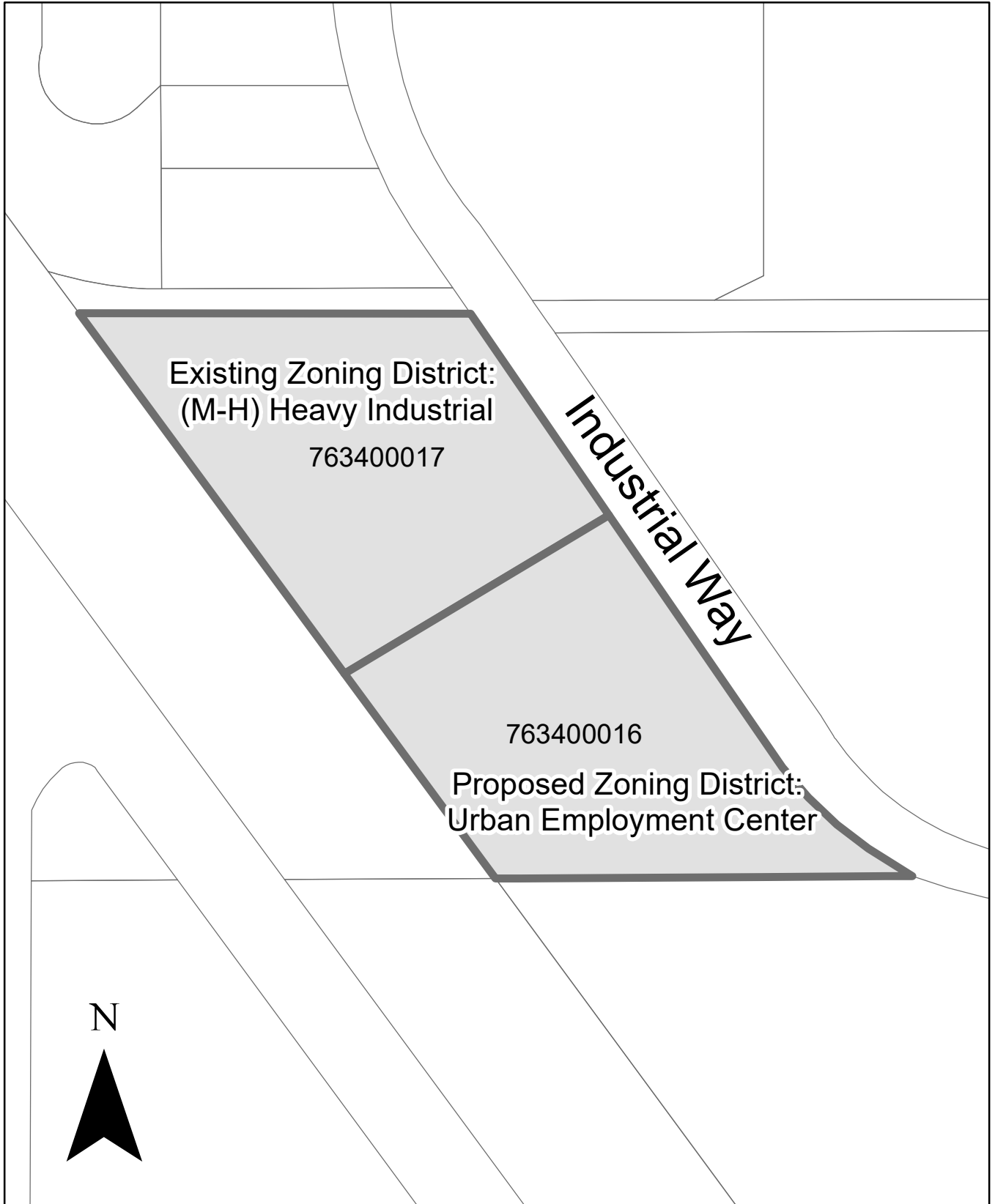
ATTEST:

Angela M. Zepeda, City Clerk
City of Coachella

APPROVED AS TO FORM:

Carlos Campos
City Attorney

CZ No. 22-02 Change of Zone Exhibit





Source: Esri, Maxar, GeoEye, Earthstar Geographics, CNES/Airbus DS, USDA, USGS, AeroGRID, IGN, and the GIS User Community



STAFF REPORT
7/27/2022

TO: Honorable Mayor and City Council Members

FROM: Gabriel Perez, Development Services Director

SUBJECT: Rancho Escondido Event Venue

SPECIFICS: Adopt Resolution No. 2022-79 approving Entertainment Permit No. 22-02 for the Rancho Escondido Event Venue, an outdoor entertainment venue located on an 8.6-acre site at 85321 Avenue 44 (APN# 696-520-014). Applicant: Leonel Lopez and Margarita Lopez

STAFF RECOMMENDATION:

Staff recommends that the Planning Commission adopt Resolution No. PC 2022-79 approving Entertainment Permit No. 22-02, pursuant to the findings and conditions of approval contained in the attached resolution.

BACKGROUND:

The subject site is an 8.6-acre equestrian and residential property at 85321 Avenue 44 located towards the City's northerly boundary largely surrounded by vacant properties and the nearest residential neighborhood is the Four Seasons at Terra Lago active adult community (55 and over) approximately 1,125 feet northerly from the nearest point of the subject site at Avenue 44. The property is flag-shaped with a long unimproved driveway of approximately 751 feet. The driveway has an existing aggregate base surface for dust control purposes.

The "flag" portion of the property includes a barn, horse stables, and an existing residence on the northern portion. The center of the property includes 17,000 sq ft plaza area with a kitchen building, restroom building, covered stage area, concrete sidewalks enclosed within white ranch rail fencing. The plaza area is intended by the applicant for outdoor events that would be permitted if the City Council approves the requested entertainment permit. The plaza area has landscape improvements consisting of turf and date palm trees. A circular driveway with an aggregate base surface encircles the plaza area and a 22,000 sq. ft. vacant area that the applicant intends to use for guest parking. City staff requested that the applicant submit the entertainment permit application due to the site operating as an event venue without entertainment permit approval from the City of Coachella. The applicant ceased event operations at the site and is awaiting City approval of the entertainment permit in order to resume event venue operations.

The subject property is in the Resort District of the General Plan, which includes allowed uses of residential, lodging, recreational and support retail, commercial services, theme parks, sports

venues, and specialized entertainment venues. The proposed use is consistent with the General Plan Vision of the area as a place for a range of entertainment and destination uses that requires a large amount of land and draw visitors to the City.

Entertainment permits are permitted under Chapter 5.24 of the Coachella Municipal Code under Title 5 (Business Licenses and Regulations). Application for an entertainment permit require an investigation of the application by the City Manager and consideration of the proposal at a public hearing by the City Council. If the City elects to grant the entertainment permit, it may impose conditions that include:

1. The days and hours during which the entertainment establishment may operate.
2. The total number of persons including employees and entertainers allowed during its operation.
3. Traffic control measures including the number of parking spaces required for the entertainment establishment.
4. Noise control measures required in the entertainment establishment.
5. Security or safety measures of the patrons, employees, neighbors and general public of the entertainment establishment, including the number of security personnel which may be altered by the chief of police.
6. The placement and utilization of hand-held metal detectors at each entrance to the entertainment establishment for the purpose of ascertaining and removal of weapons from each and every person entering the entertainment establishment to the satisfaction of the chief of police.

DISCUSSION/ANALYSIS:

The applicant, Leonel Lopez and Margarita Lopez, submitted a request for an entertainment permit to allow the operation of an outdoor entertainment venue on an 8.6-acre site at 85-321 Avenue 44. The zoning designation of the commercial center where the store is proposed is within the R-E (Residential Estate). The entertainment venue would accommodate a range of events that would be proposed on Saturdays from 12 p.m. to 12 a.m. and accommodate up to 200 guests. The event types may include, but not limited to:

- Family event
- Birthdays
- Anniversaries
- Weddings
- Mariachi practice

The applicant intends to utilize local small business vendors to provide event coordination, table and chair rentals, photo booths, cakes and desserts, caterers, inflatable jumpers, video and photographers, parking attendants, mariachi and DJ's.



Rancho Escondido location

Staff contacted the Lieutenant Vasquez with the Riverside County Sheriff regarding any concerns for the proposed business that the City Council may want to consider when making findings or including conditions of approval for the entertainment permit. Lieutenant Vasquez did not identify any concerns with the business and does not recommend any conditions of approval. The Fire Department has no concerns with the facility and have provided conditions of approval for the entertainment venue.

Hours of Operation:

The applicant has not indicated operating hours on Saturdays from 12 p.m. to 12 a.m.

Environmental Setting:

The subject site is a vacant site that is substantially surrounded by urban uses, with adjoining zoning and land uses as follows:

North: Avenue 44 and City of Indio / (PMP) Project Master Plan – City of Indio

South: Vacant / (R-E, Residential Estate)

East: Vacant/ (R-M PUD, Residential Multiple Family - Planned Unit Development)

West: Vacant/ (R-M, Residential Multiple Family)

Site Plan / Parking and Circulation:

The site is accessed Avenue 44 which is a Primary Arterial, which at full construction would accommodate 4 vehicular lanes and bike lanes. The existing Avenue 44 is improved with two vehicular lanes and an improved roadway about 25 feet wide with unpaved shoulders. The Northside of Avenue 44 is in the City of Indio and the Southside of Avenue 44 is part of the City of Coachella. Vehicular access to the subject site would occur from a 751-foot long driveway that accommodates stacking for 37 vehicles. Parking is provided to the north, west, east and south of the event venue assembly area that can accommodate 65 vehicles and an area for 60 parking spaces for overflow parking. The limited timeframe for events at the venue including appropriate number of vehicle stacking on-site would pose a minimal impact to traffic on Avenue 44 or for the intersection of Avenue 44 and Dillon Road.

The event area is centralized in a 17,000 sq ft plaza area with existing improvements that include a kitchen building, restroom building, covered stage area with concrete dance floor/gathering area, concrete sidewalks enclosed within white ranch rail fencing. Wedding ceremonies would be held on the turf area on the west side of the plaza to take advantage of the valley and mountain views to the West. The stage area would serve as the area for staging music and amplified sound and oriented towards the southeast. The applicant identified a maximum occupancy of 200 guests with two types of events expected which include small events for 80-100 guests and large events between 150-200 guests. The applicant proposes 2 parking attendants for small events and 3 parking attendants for large events.

Security:

The applicant proposes the use of on-site licensed security for all events and proposed to include 1 security guard for every 50 people. All private events that lease from the applicant will be required to use licensed security. The applicant is required to increase security personnel based on recommendations by the City Manager or Coachella Police.

Noise

The special event activities with use of amplified music is proposed and would generate noise on-site and therefore the applicant engaged LSA Associates to prepare a noise analysis (LSA Noise Analysis for Wedding Venue at 85321 Avenue in Coachella Attachment 5). The noise analysis was prepared to determine the maximum noise level that can be generated by the event venue to be consistent with the City of Coachella Municipal Code noise standards by identifying the noise impact to existing receptors that include

The Lodge Four Seasons at Terra Lago in the City of Indio, a date farm to the north in the City of Indio, Coachella Lakes RV Resort located east in the City of Coachella, and Love's Travel Stop located to the Southeast in the City of Coachella. The analysis concluded that the event venue could generate a maximum noise level of 85.5 continuous sound level in A-weighted decibels at a distance of 50 feet from 6:00 am to 10:00 pm and 75.5 decibels at a distance of 50 feet from 10 pm to 6 am to maintain compliance with the City's 10-minute noise standards of 55 dBA from

6:00 am to 10 pm and 45 dBA from 10:00 pm to 6 am. The noise analysis did not factor the directionality of speakers or any shielding by the event venue operators. The speakers would be directed in a southeast direction from the stage area, minimizing directionality of noise to residences to the North.

Correspondence Received

Staff received correspondence from residents of the Terra Lago community in the City of Indio in opposition to the proposed event venue when the venue was operating without an entertainment permit. The general concerns raised in the correspondence relate to noise and traffic concerns. One letter was not opposed, but the commenter requested that the operator comply with the noise ordinance. The project is required to comply with the City's noise ordinance. The entertainment permit may be revoked by the City Council for failure to comply with the City's noise ordinance and entertainment permit conditions of approval.

ENVIRONMENTAL REVIEW:

A determination was made by the Development Services Department that the project will not have a significant impact on the environment and hereby prepares and proposes to adopt a Negative Declaration for this project. A 20-day review period for the Mitigated Negative Declaration commenced on July 7, 2022 and ends July 27, 2022 for interested and concerned individuals and public agencies to submit written comments on the documents. The proposed project consists of the operation, licensing and minor alteration of an existing location involving no expansion of existing or former commercial use on the property. The subject site has been used for residential and equestrian related uses and no expansions of floor area are proposed.

The project has the potential to result in short-term noise impacts due to noise related to entertainment related events. Noise impacts are considered significant if they expose persons to levels in excess of standards established in the General Plan as discussed above. The event venue would be required to comply with the City's noise ordinance as afformentioned and would therefore result in impacts that would be less than significant.

FISCAL IMPACT:

As conditioned, the proposed Entertainment Permit would not have any fiscal impacts upon the City of Coachella finances. There are no additional fees collected for this type of business other than normal licensing fees for the business.

ALTERNATIVES:

- 1) Adopt Resolution No. 2022-79 approving Entertainment Permit 22-02 with the staff recommendations.
- 2) Approve the Entertainment Permit with new or modified conditions of approval.
- 3) Make findings and Deny the Entertainment Permit.
- 4) Continue the item and provide staff direction.

RECOMMENDED ALTERNATIVE

Based on the analysis contained herein and the findings listed below, staff is recommending that the City Council approve Alternative #1.

Attachments:

1. Resolution No. PC 2022-79
Exhibit A Negative Declaration
Exhibit B Conditions of Approval
2. Vicinity Map
3. Project Description
4. Site Plan
5. Noise Analysis – LSA Associates
6. Existing Photos
7. Comment letters/Emails/Petitions

RESOLUTION NO. 2022-79

A RESOLUTION OF THE CITY COUNCIL OF THE CITY OF COACHELLA, CALIFORNIA, ADOPTING A NEGATIVE DECLARATION (ENVIRONMENTAL ASSESSMENT NO. 22-01) PURSUANT TO THE CALIFORNIA ENVIRONMENTAL QUALITY ACT AND APPROVAL OF ENTERTAINMENT PERMIT NO. 22-02 FOR RANCHO ESCONDIDO ENTERTAINMENT VENUE LOCATED ON A 8.6 ACRE SITE AT 85321 AVENUE 44 (APN# 696-520-014). APPLICANT: LEONEL LOPEZ AND MARGARITA LOPEZ

WHEREAS, Leonel Lopez and Margarita Lopez filed an application for Entertainment Permit No. 22-02 to allow a 8.6-acre outdoor entertainment venue where alcohol is served on a vacant site located at 85321 Avenue 44; Assessor's Parcel No. 696-520-014 ("Project"); and,

WHEREAS, the City Council conducted a duly noticed public hearing on Entertainment Permit No. 22-02 on July 21, 2022 at the 1515 6th Street, Coachella, California regarding the proposed Project; and,

WHEREAS, at the City Council hearing, the Applicant and members of the public were present and were afforded an opportunity to testify regarding the Project; and,

WHEREAS, the Project is permitted pursuant to Chapter 15.24 of the Coachella Municipal Code.

WHEREAS, the proposed use is necessary or desirable for the development of the community, is consistent with the objectives of the City's General Plan, and is not detrimental to the existing uses or the uses specifically permitted in the zone in which the proposed use is to be located; and,

WHEREAS, the proposed site is adequate in size and shape to accommodate the proposed outdoor entertainment venue with where alcohol is served; and,

WHEREAS, the site for proposed use relates properly to streets which are designed to carry the type and quantity of traffic to be generated by the proposed use; and,

WHEREAS, a Negative Declaration was prepared for the project in accordance with the California Environmental Quality Act and determined that the project would not create any significant impacts; and,

WHEREAS, the conditions as stipulated by the City are necessary to protect the public health, safety and welfare of the community.

NOW, THEREFORE, BE IT RESOLVED, that the City Council of the City of Coachella, California considered the Negative Declaration prepared for Entertainment Permit No. 22-02, as listed in Exhibit A. and has determined that the project would have no significant

deleterious effect on the environment and orders that a Negative Declaration be adopted and filed pursuant to the California Environmental Quality. The City Council of the City of Coachella hereby approves Entertainment Permit No. 22-02, subject to the findings and conditions of approval listed in Exhibit B.

FINDINGS FOR APPROVAL OF ENTERTAINMENT PERMIT NO 22-02:

1. The information provided in the application is accurate, complete and truthful, as evidenced by staff and there are no known violations of any laws, ordinances, or regulations related to the applicant's fitness to manage or operate the proposed entertainment venue.
2. The applicant possesses the required moral character to comply with the requirements of Chapter 5.24 and the conditions of approval imposed herein. As conditioned, the proposed added security measures will ensure that the public safety for the business will be maintained to the satisfaction of the Chief of Police.
3. The applicant has sufficient resources and expertise to operate the proposed entertainment venue in a safe, professional and effective manner in accordance with the City's Municipal Code. The Coachella Police and Fire Department reviewed the project and expressed no concerns regarding the ability of the owner and the project to operate the venue in a safe, professional and effective manner.
4. The proposed use will not be in conflict with, but will be in harmony with and in accordance with the objectives of the general plan because the proposed entertainment venue is in the Resort District of the General Plan, which includes allowed uses of residential, lodging, recreational and support retail, commercial services, theme parks, sports venues, and specialized entertainment venues. The proposed use is consistent with the General Plan Vision of the area as a place for a range of entertainment and destination uses that requires a large amount of land and draw visitors to the City.
6. The Project will not create any significant impacts to the environment based upon a complete and accurate reporting of the environmental impacts associated with the Project contained in the Negative Declaration, Initial Study, and administrative record. The Negative Declaration and the Initial Study have been completed in compliance with CEQA, the State CEQA Guidelines, and the City of Coachella’s Local CEQA Guidelines.

PASSED, APPROVED and ADOPTED this 27th day of July 2022.

Steven A. Hernandez
Mayor

ATTEST:

Angela M. Zepeda
City Clerk

APPROVED AS TO FORM:

Carlos Campos
City Attorney

STATE OF CALIFORNIA)
COUNTY OF RIVERSIDE) ss.
CITY OF COACHELLA)

I HEREBY CERTIFY that the foregoing Resolution No. 2022-79 was duly adopted by the City Council of the City of Coachella at a regular meeting thereof, held on the 27th day of July 2022, by the following vote of Council:

AYES:

NOES:

ABSENT:

ABSTAIN:

Andrea J. Carranza, MMC
Deputy City Clerk

**CITY OF COACHELLA
INITIAL STUDY 22-01**

FOR

Rancho Escondido Event Venue

PREPARED BY

City of Coachella
Development Services Department
85321 Avenue 44
Coachella, CA 92236
(760) 398-3102

July 6, 2022

CITY OF COACHELLA
INITIAL STUDY

The California Environmental Quality Act (CEQA) requires the preparation of an Initial Study when a proposal must obtain discretionary approval from a governmental agency and is not exempt from CEQA. The purpose of the Initial Study is to determine whether or not a proposal, not exempt from CEQA, qualifies for a Negative Declaration or whether an Environmental Impact Report (EIR) must be prepared.

1. Project Title: Rancho Escondida Event Venue
2. Lead Agency Name and Address: City of Coachella, Development Services Department, 53990 Enterprise Way, Coachella, CA 92236
3. Contact Person and Phone Number: Gabriel Perez (760)398-3102
4. Project Location: 85321 Avenue 44, Coachella CA, 92236 (APN # 696-520-014)
5. Project Sponsor's Name and Address:
Leonel Lopez and Margarita Lopez , 85321 Avenue 44, Coachella, CA 92236
6. General Plan Designation: Resort District 7. Zoning: Residential Estate (R-E)
8. Description of Project: (Describe the whole action involved, including but not limited to later phases of the project, and any secondary, support, or off-site features necessary for its implementation. Attach additional sheet(s) if necessary.)

Entertainment Permit for an outdoor special event venue on an 8.6 acre equestrian property at 85321 Avenue 44 in the R-E Residential Estate Zone. The special event venue would be for family events, birthdays, anniversaries, weddings, and mariachi events with an occupancy of 200 people. A central event location for outdoor dining and gathering has been constructed with concrete walkways, bathroom facilities, kitchen building covered stage area, and grass turf area. The stage is directed in the Southeast direction and would be a location where musical performances and amplified music would be staged. Parking for 76 spaces would be accommodated on-site.

9. Surrounding Land Uses and Setting: (Briefly describe the project's surroundings.)

The subject location is surrounded by the following:

To the North: The site is near the City of Coachella northern boundary, which is bordered by Avenue 44 and to the North is the City of Indio. The property directly North is zoned Residential Estate and Resort District in the General Plan.

To the South: Vacant parcels zoned Residential-Estate and Resort District in the General Plan.

To the East: Vacant parcel zoned Residential Multiple Family – Planned Unit Development and Resort District in the General Plan.

To the West: Vacant parcel zoned Residential Multiple Family and Resort District in the General Plan.

10. Other public agencies whose approval is required (e.g., permits, financing approval, or participation agreement):

California Alcohol Beverage Control is necessary for any alcohol service related to special events.

City of Coachella City Council – Entertainment Permit Approval

-
11. Have California Native American tribes traditionally and culturally affiliated with the project area requested consultation pursuant to Public Resources Code section 21080.3.1?
-

If so, has consultation begun? Transmittal to Native American tribes has occurred for tribes traditionally and culturally affiliated with the project area. No requests to consult have been received to date.

Note: Conducting consultation early in the CEQA process allows tribal governments, lead agencies, and project proponents to discuss the level of environmental review, identify and address potential adverse impacts to tribal cultural resources, and reduce the potential for delay and conflict in the environmental review process. (See Public Resources Code section 21083.3.2.) Information may also be available from the California Native American Heritage Commission’s Sacred Lands File per Public Resources Code section 5097.96 and the California Historical Resources Information System administered by the California Office of Historic Preservation. Please also note that Public Resources Code section 21082.3(c) contains provisions specific to confidentiality.

Figure 1 - Vicinity Map



Vicinity Map

CITY OF COACHELLA
INITIAL STUDY


ENVIRONMENTAL FACTORS POTENTIALLY AFFECTED:

The environmental factors checked below would be potentially affected by this project, involving at least one impact that is a "Potentially Significant Impact" as indicated by the checklist on the following pages.

- | | | |
|--|---|---|
| <input type="checkbox"/> Aesthetics | <input type="checkbox"/> Agriculture/Forestry Resources | <input type="checkbox"/> Air Quality |
| <input type="checkbox"/> Biological Resources | <input type="checkbox"/> Cultural Resources | <input type="checkbox"/> Geology / Soils |
| <input type="checkbox"/> Greenhouse Gas Emissions | <input type="checkbox"/> Hazards & Hazardous Materials | <input type="checkbox"/> Hydrology / Water Quality |
| <input type="checkbox"/> Land Use / Planning | <input type="checkbox"/> Mineral Resources | <input type="checkbox"/> Noise |
| <input type="checkbox"/> Population / Housing | <input type="checkbox"/> Public Services | <input type="checkbox"/> Recreation |
| <input type="checkbox"/> Transportation / Traffic | <input type="checkbox"/> Utilities / Service Systems | <input type="checkbox"/> Mandatory Findings of Significance |
| <input type="checkbox"/> Tribal Cultural Resources | | |

DETERMINATION (To be completed by the Lead Agency):
On the basis of this initial evaluation:

- I find that the proposed project COULD NOT have a significant effect on the environment, and a NEGATIVE DECLARATION will be prepared.
- I find that although the proposed project could have a significant effect on the environment, there will not be a significant effect in this case because revisions in the project have been made by or agreed to by the project proponent. A MITIGATED NEGATIVE DECLARATION will be prepared.
- I find that the proposed project MAY have a significant effect on the environment, and an ENVIRONMENTAL IMPACT REPORT is required.
- I find that the proposed project MAY have a "potentially significant" or "potentially significant unless mitigated" impact on the environment, but at least one effect 1) has been adequately analyzed in an earlier document pursuant to applicable legal standards, and 2) has been addressed by mitigation measures based on the earlier analysis as described on attached sheets. An ENVIRONMENTAL IMPACT REPORT is required, but it must analyze only the effects that remain to be addressed.
- I find that although the proposed project could have a significant effect on the environment, because all potentially significant effects (a) have been analyzed adequately in an earlier EIR or NEGATIVE DECLARATION pursuant to applicable standards, and (b) have been avoided or mitigated pursuant to that earlier EIR or NEGATIVE DECLARATION, including revisions or mitigation measures that are imposed upon the proposed project, nothing further is required.


Signature

7/6/22
Date

CITY OF COACHELLA
INITIAL STUDY

Gabriel Perez
Printed Name

City of Coachella
For

EVALUATION OF ENVIRONMENTAL IMPACTS:

- 1) A brief explanation is required for all answers except "No Impact" answers that are adequately supported by the information sources a Lead Agency cites in the parentheses following each question. A "No Impact" answer is adequately supported if the referenced information sources show that the impact simply does not apply to projects like the one involved (e.g. the project falls outside a fault rupture zone). A "No Impact" answer should be explained where it is based on project-specific factors as well as general standards (e.g. the project will not expose sensitive receptors to pollutants, based on a project-specific screening analysis).
- 2) All answers must take account of the whole action involved, including off-site as well as on-site, cumulative as well as project-level, indirect as well as direct, and construction as well as operational impacts.
- 3) Once the Lead Agency has determined that a particular physical impact may occur, then the checklist answers must indicate whether the impact is potentially significant, less than significant with mitigation, or less than significant. "Potentially Significant Impact" is appropriate if there is substantial evidence that an effect is significant. If there are one or more "Potentially Significant Impact" entries when the determination is made, an EIR is required.
- 4) "Negative Declaration: Less Than Significant With Mitigation Incorporated" applies where the incorporation of mitigation measures has reduced an effect from "Potentially Significant Impact" to a "Less than Significant Impact." The Lead Agency must describe the mitigation measures, and briefly explain how they reduce the effect to a less than significant level (mitigation measures from Section XVII, "Earlier Analyses," may be cross-referenced).
- 5) Earlier analyses may be used where, pursuant to the tiering, program EIR, or other CEQA process, an effect has been adequately analyzed in an earlier EIR or negative declaration. Section 15063(c)(3)(D). In this case, a brief discussion should identify the following:
 - a) Earlier Analyses Used. Identify and state where they are available for review.
 - b) Impacts Adequately Addressed. Identify which effects from the above checklist were within the scope of and adequately analyzed in an earlier document pursuant to applicable legal standards, and state whether such effects were addressed by mitigation measures based on the earlier analysis.
 - c) Mitigation Measures. For effects that are "Less than Significant with Mitigation Measures Incorporated," describe the mitigation measures which were incorporated or refined from the earlier document and the extent to which they address site-specific conditions for the project.
- 6) Lead agencies are encouraged to incorporate into the checklist references to information sources for potential impacts (e.g. general plans, zoning ordinances). Reference to a previously prepared or outside document should, where appropriate, include a reference to the page or pages where the statement is substantiated.
- 7) Supporting Information Sources. A source list should be attached, and other sources used or individuals contacted should be cited in the discussion.
- 8) This is only a suggested form, and lead agencies are free to use different formats; however, lead agencies should normally address the questions from this checklist that are relevant to a project's environmental effects in whatever format is selected.

- 9) The explanation of each issue should identify:
- a) the significance criteria or threshold, if any, used to evaluate each question; and
 - b) the mitigation measure identified, if any, to reduce the impact to less than significance.

	Potentially Significant Impact	Less Than Significant With Mitigation Incorporated	Less Than Significant Impact	No Impact
I. AESTHETICS – Would the project:				
a) Have a substantial adverse effect on a scenic vista as identified in the City’s General Plan?	<input type="checkbox"/>	<input type="checkbox"/>	<input type="checkbox"/>	<input checked="" type="checkbox"/>
b) Substantially damage scenic resources, including but not limited to, trees, rock outcroppings, and historic buildings within a state scenic highway?	<input type="checkbox"/>	<input type="checkbox"/>	<input type="checkbox"/>	<input checked="" type="checkbox"/>
c) Substantially degrade the existing visual character of quality of the site and its surroundings?	<input type="checkbox"/>	<input type="checkbox"/>	<input type="checkbox"/>	<input checked="" type="checkbox"/>
d) Create a new source of substantial light or glare, which would adversely affect day or nighttime view in the area?	<input type="checkbox"/>	<input type="checkbox"/>	<input checked="" type="checkbox"/>	<input type="checkbox"/>

Discussion:

- a) *Would the project have a substantial adverse effect on a scenic vista?*

No impact. A review of the City of Coachella General Plan shows the site is not part of or located within a City adopted or designated scenic vista. The project will have no impact to a City designated scenic vista.

- b) *Would the project substantially damage scenic resources, including, but not limited to, trees, rock outcroppings, and historic buildings within a state scenic highway?*

No impact. There are no state scenic highways either on or adjacent to the site based on a review of the California Scenic Highway Mapping System Scenic Route information. In addition, there are no state designated scenic highways visible from the site. The project will have no impact to trees, rock outcroppings, historic buildings, or any other resources in a scenic highway because a state scenic highway is not located on or adjacent to the site. There is no on-site development construction proposed with this request.

c) *Would the project substantially degrade the existing visual character or quality of the site and its surroundings?*

No Impact. The project site is largely improved with an existing residential unit, barn and accessory buildings within the subject site and does not include any significant scenic resources. The existing development conforms with existing height regulations of the City of Coachella height regulations for the Residential Estate Zone of a maximum height of 35 feet. The General Plan Draft EIR identifies two scenic highways within the planning area that includes Interstate 10 and Dillon Road. Interstate 10 is located approximately .8 miles from the subject site. Dillon Road is located .6 miles from the subject site. The subject venue would not degrade the visual character from the scenic highways as existing buildings would remain and are low profile buildings.

d) *Would the project create a new source of substantial light or glare which would adversely affect day or nighttime views in the area?*

Less than significant impact. The project site includes an existing residence and barn with very little light or glare generated from single family residential sources. The light generated by an outdoor event venue could include lighting, that if not shielded, would cause light glare. Lighting proposed includes accent lighting in the designated assembly area and a 4,000 watt towable light tower to illuminate the western parking area during the night events. The light generated by the project will be similar to other anticipated resort developments envisioned in the General Plan for the resort District. The General Plan policies recommend limitations on light pollution from outdoor sources. The proposed venue would be responsible for complying with Policy 6.5 of the Land Use and Community Form Element for limiting light pollution and the City Council would continue to make a finding of consistency with this policy as the entertainment permit is required to be renewed within a year of approval and renewed again after a term of three years. The General Plan anticipated new light sources typical of urban development projects such as street and parking lot lighting.

	Potentially Significant Impact	Less Than Significant With Mitigation Incorporated	Less Than Significant Impact	No Impact
II. AGRICULTURE RESOURCES:				
a) Convert Prime Farmland, Unique Farmland, or Farmland of Statewide Importance (Farmland), as shown on the maps prepared pursuant to the Farmland Mapping and Monitoring Program of the California Resources Agency, to a non-agricultural use?	<input type="checkbox"/>	<input type="checkbox"/>	<input type="checkbox"/>	<input checked="" type="checkbox"/>
b) Conflict with existing zoning for agricultural use, or Williamson Act contract?	<input type="checkbox"/>	<input type="checkbox"/>	<input type="checkbox"/>	<input checked="" type="checkbox"/>
c) Involve other changes in the existing environment which, due to their location or nature, could individually or cumulatively result in loss of Farmland to non-	<input type="checkbox"/>	<input type="checkbox"/>	<input type="checkbox"/>	<input checked="" type="checkbox"/>

agricultural use?

Discussion:

a,c) *Would the project Convert Prime Farmland, Unique Farmland, or Farmland of Statewide Importance (Farmland), as shown on the maps prepared pursuant to the Farmland Mapping and Monitoring Program of the California Resources Agency, to a non-agricultural use? Would the project conflict with existing zoning for agricultural use, or Williamson Act contract?*

No Impact. The proposed venue is on a property that is not under agricultural production and has not been used for agricultural production. The subject site is zoned R-E, Residential Estate, and not zoned for agricultural uses. No impact is anticipated with regard to agricultural resources or operations.

b) *Would the project conflict with existing zoning for agricultural use, or a Williamson Act contract?*

No Impact. The project will conform with the General Plan Designation of Resort District and the project site is not under a Williamson Act contract. Therefore, the use of the project site for an outdoor event venue would result in no impact and is a use permitted in the City of Coachella Municipal Code.

	Potentially Significant Impact	Less Than Significant With Mitigation Incorporated	Less Than Significant Impact	No Impact
III. AIR QUALITY – Would the project:				
a) Conflict with or obstruct implementation of the applicable air quality plan? (South Coast Air Basin)	<input type="checkbox"/>	<input type="checkbox"/>	<input checked="" type="checkbox"/>	<input type="checkbox"/>
b) Violate any air quality standard or contribute substantially to an existing or projected air quality violation based on the thresholds in the SCAQMD’s “CEQA Air Quality Handbook?”	<input type="checkbox"/>	<input type="checkbox"/>	<input type="checkbox"/>	<input checked="" type="checkbox"/>
c) Result in a cumulatively considerable net increase of any criteria pollutant for which the project region is non-attainment under an applicable federal or state ambient air quality standard (including releasing emissions, which exceed quantitative thresholds for ozone precursors)?	<input type="checkbox"/>	<input type="checkbox"/>	<input type="checkbox"/>	<input checked="" type="checkbox"/>
d) Expose sensitive receptors to substantial pollutant concentrations?	<input type="checkbox"/>	<input type="checkbox"/>	<input checked="" type="checkbox"/>	<input type="checkbox"/>
e) Create objectionable odors affecting a substantial number of people based on the information in the	<input type="checkbox"/>	<input type="checkbox"/>	<input checked="" type="checkbox"/>	<input type="checkbox"/>

Project Description?

Discussion:

- a) *Would the project conflict with or obstruct implementation of the applicable air quality plan?*

Less than significant impact. The proposed project is located in the Coachella Valley Planning Area of the Salton Sea Air Basin (SSAB), which is governed by the South Coast Air Quality Management District (SCAQMD). Consistency with the 2016 Air Quality Management Plan for the South Coast Air Basin means that a project is consistent with the goals, objectives, and assumptions in the respective plan to achieve the Federal and State air quality standards.

The proposed event venue will result in a land use intensity that is less than what is assumed in the existing General Plan land use for the Resort District with an intensity of 8 du/acre. No construction of new buildings are proposed on-site related to the event venue or are anticipated. Therefore, the project would not induce substantial population growth either directly or indirectly, and would be consistent with the 2016 Air Quality Management Plan employment forecasts for Riverside County. The project would not exceed the SCAQMD's thresholds of significance. All proposed City projects are required to comply with City standards for PM 10. Therefore, the proposed project is consistent with the 2016 Air Quality Management Plan in this regard. No mitigation measures are required.

- b) *Would the project violate any air quality standard or contribute substantially to an existing or projected air quality violation?*

No impact. No construction is proposed at the project site and existing on-site building facilities would be used for the event venue. The venue would not generate short-term air quality impacts expected for grading and construction operations as no construction is proposed. No clearing, grading, excavating, and using heavy equipment or trucks creating large quantities of fugitive dust, and fugitive dust (PM₁₀) is proposed.

Pursuant to guidance issued by the Governor's Office of Planning and Research, State Clearinghouse, lead agencies are encouraged to analyze potential impacts related to naturally occurring asbestos (NOA). The proposed project is not located in an area where NOA is likely to be present. Therefore impacts would be considered less than significant.

- c) *Would the project result in a cumulatively considerable net increase of any criteria pollutant for which the project region is in non-attainment under an applicable federal or state ambient air quality standard (including releasing emissions which exceed quantitative thresholds for ozone precursors)?*

Less than Significant impact. The proposed project would comply with SCAQMD Rule 403 and 403.1 requirements. The proposed project does not propose construction of new facilities that

would result in construction related cumulative impacts that would increase nonattainment for criteria pollutants. Therefore, cumulative operational impacts associated with project operations would be less than significant.

d) *Would the project expose sensitive receptors to substantial pollutant concentrations?*

Less than Significant impact. Sensitive receptors are defined as facilities or land uses that include members of the population that are particularly sensitive to the effects of air pollutants, such as children, the elderly, and people with illnesses. Examples of these sensitive receptors are residences, schools, hospitals, and daycare centers. The project site is in an area with existing uses and there are no sensitive receptors in close proximity. The project does not propose construction of new facilities that would expose sensitive receptors to substantial pollutant concentrations.

e) *Would the project create objectionable odors affecting a substantial number of people?*

Less than Significant Impact. The proposed project does not include any uses identified by the SCAQMD as being associated with odors.

No construction activity is associated with the project that would generate detectable odors from heavy-duty equipment exhaust. There would be no impacts to existing adjacent land uses either short-term or long-term.

	Potentially Significant Impact	Less Than Significant With Mitigation Incorporated	Less Than Significant Impact	No Impact
IV. BIOLOGICAL RESOURCES – Would the project:				
a) Have a substantial adverse effect, either directly or through habitat modifications, on any species identified as a candidate, sensitive, or special status species in local or regional plans, policies, or regulations, or by the California Department of Fish and Game or US Fish and Wildlife Service?	<input type="checkbox"/>	<input type="checkbox"/>	<input type="checkbox"/>	<input checked="" type="checkbox"/>
b) Have a substantial adverse effect on any riparian habitat or other sensitive natural community identified in local or regional plans, policies, regulations, or by the	<input type="checkbox"/>	<input type="checkbox"/>	<input type="checkbox"/>	<input checked="" type="checkbox"/>

California Department of Fish and Game or U.S. Fish and Wildlife Service?

	Potentially Significant Impact	Less Than Significant With Mitigation Incorporated	Less Than Significant Impact	No Impact
c) Have a substantial adverse effect on federally protected wetlands as defined by Section 404 of the Clean Water Act (including, but not limited to, marsh, vernal pool, coastal, etc.) through direct removal, filling, hydrological interruption, or other means?	<input type="checkbox"/>	<input type="checkbox"/>	<input type="checkbox"/>	<input checked="" type="checkbox"/>
d) Interfere substantially with the movement of any native resident or migratory fish or wildlife species or with established native resident or migratory wildlife corridors, or impede the use of native wildlife nursery sites?	<input type="checkbox"/>	<input type="checkbox"/>	<input type="checkbox"/>	<input checked="" type="checkbox"/>
e) Conflict with any local policies or ordinances protecting biological resources, such as a tree preservation policy or ordinance?	<input type="checkbox"/>	<input type="checkbox"/>	<input type="checkbox"/>	<input checked="" type="checkbox"/>
f) Conflict with the provisions of an adopted Habitat Conservation Plan, Natural Community Conservation Plan, or other approved local, regional, or state habitat conservation plan?	<input type="checkbox"/>	<input type="checkbox"/>	<input type="checkbox"/>	<input checked="" type="checkbox"/>

Discussion:

- a) *Would the project have a substantial adverse effect, either directly or through habitat modifications, on any species identified as a candidate, sensitive, or special status species in local or regional plans, policies, or regulations, or by the California Department of Fish and Game or the U.S. Fish and Wildlife Service?*

No impact. There is no habitat located on the project site. The 8.6 acre project site currently includes one single family residence. Vegetation on-site largely includes minimal ornamental landscaping largely concentrated in the proposed assembly area with turf and date palm trees. Since the site has been developed/disturbed and suitable habitat and special status species are not expected to occur on the site. Therefore, there would be no impact on habitat for sensitive species.

With the Coachella Valley Multiple Species Habitat Conservation Plan (CVMSHCP) now in effect, any issues pertaining to biological resources protected under the Endangered Species Act are covered simply by payment of a mitigation fee. As such, there will be less than significant effects, either directly or through habitat modifications, on any species identified as a candidate, sensitive, or special status species in local or regional plans, policies, or regulations, or by the California Department of Fish and Game or US Fish and Wildlife Service.

- b) *Would the project have a substantial adverse effect on any riparian habitat or other sensitive natural community identified in local or regional plans, policies, regulations or by the California Department of Fish and Game or the U.S. Fish and Wildlife Service?*

No Impact. As previously stated, there are no wetland or riparian habitats or physical features on the project site. The project would have no impact to sensitive natural communities or riparian habitat since none exist on the site. This City participates in the CV Multi Species Habitat Conservation Plan, which collects mitigation fees for new development for future land banking of natural communities conservation areas. As such there would be no impact to existing wetland or riparian habitats or physical features.

- c) *Would the project have a substantial adverse effect on federally protected wetlands as defined by Section 404 of the Clean Water Act (including, but not limited to, marsh, vernal pool, coastal, etc.) through direct removal, filling, hydrological interruption, or other means?*

No Impact. As no drainages or other features onsite meet the requirements for Water of the US, there is no potential for impacts to resources protected under the Clean Water Act. No on-site paving improvements are proposed for the project, which would modify any existing drainage patterns on-site. Any construction will require compliance with the valley wide National Pollutant Discharge Elimination System (NPDES) permit requirements, including but not limited to submittal of a Preliminary Water Quality Management Plan (WQMP) for plan review and a Final WQMP. The site does not contain any sensitive natural communities identified by either the California Department of Fish and Game or U.S. Fish and Wildlife Service. There are no federally protected wetlands (as defined by Section 404 of the Clean Water Act) on or near the project site.

- d) *Would the project interfere substantially with the movement of any native resident or migratory fish or wildlife species or with established native resident or migratory wildlife corridors, or impede the use of native wildlife nursery sites?*

No Impact. The site includes a single family residence, vacant land, and equestrian uses. The properties surrounding the site are a combination of undeveloped commercial and single family residential parcels. There are no wildlife corridors or nursery sites on the property. The project will not interfere with the movement of any native resident or migratory fish or wildlife species or established native resident or migratory wildlife corridors, or impede the use of native wildlife

nursery sites because the site is vacant and void of any habitat and vegetation that would provide cover and forage for migrating wildlife species.

- e) *Would the project conflict with any local policies or ordinance protecting biological resources, such as a tree preservation policy or ordinance?*

No Impact. The site is not subject to any local policies or ordinances protecting biological resources, such as a tree preservation policy or ordinance. The City does not currently have a tree protection ordinance. The site is not within an identified conservation area of the CV Multi Species Habitat Conservation Plan.

- f) *Would the project conflict with the provisions of an adopted Habitat Conservation Plan, Natural Community Conservation Plan, or other approved local, regional, or state habitat conservation plan?*

No Impact. The project would not conflict with the adopted Coachella Valley Multi Species Habitat Conservation Plan (MSHCP), which includes identified natural communities and habitats for endangered species, potentially endangered species, species of concern and special status species of plants and animals in the region. The site is outside of any sub-area conservation plan, as identified in the MSHCP document. The project would use existing on-site facilities and payment of MSHCP mitigation fees is not anticipated for this project. No impact is anticipated.

	Potentially Significant Impact	Less Than Significant With Mitigation Incorporated	Less Than Significant Impact	No Impact
V. CULTURAL RESOURCES – Would the project:				
a) Be developed in a sensitive archaeological area as identified in the City’s General Plan?	<input type="checkbox"/>	<input type="checkbox"/>	<input type="checkbox"/>	<input checked="" type="checkbox"/>
b) Cause a substantial adverse change in the significance of an archaeological resource pursuant to §15064.5 of CEQA?	<input type="checkbox"/>	<input type="checkbox"/>	<input type="checkbox"/>	<input checked="" type="checkbox"/>
c) Cause a substantial adverse change in the significance of a historical resource as defined in §15064.5 of CEQA?	<input type="checkbox"/>	<input type="checkbox"/>	<input type="checkbox"/>	<input checked="" type="checkbox"/>
d) Directly or indirectly destroy a unique paleontological resource or site or unique geologic	<input type="checkbox"/>	<input type="checkbox"/>	<input type="checkbox"/>	<input checked="" type="checkbox"/>

	Potentially Significant Impact	Less Than Significant With Mitigation Incorporated	Less Than Significant Impact	No Impact
feature?				
e) Disturb any human remains, including those interred outside of formal cemeteries?	<input type="checkbox"/>	<input type="checkbox"/>	<input type="checkbox"/>	<input checked="" type="checkbox"/>
f) Other:	<input type="checkbox"/>	<input type="checkbox"/>	<input type="checkbox"/>	<input checked="" type="checkbox"/>

Discussion:

a) *Be developed in a sensitive archaeological area as identified in the City’s General Plan?*

No Impact. There are no officially listed historic sites or features in the vicinity of the project site as indicated in the General Plan EIR, Figure 4.4-1. The project site has been a developed single family residential site. The proposed use of an event venue would not have a substantial adverse change in the significance of a historical resource.

b) *Would the project cause a substantial adverse change in the significance of an archaeological resource as defined in Section 15064.5?*

No Impact. The City’s General Plan Conservation Element identifies archaeological sites that have been discovered throughout the City of Coachella. The site has been previously developed with a single family residence. No ground disturbing activity is proposed that would disturb potential cultural resources and require archaeological monitoring.

c) *Would the project cause a substantial adverse change in the significance of a historical resource as defined in Section 15064.5?*

No Impact. Based on the City’s General Plan the site is not located in any known historical areas of the city. In impact to a historical resource is anticipated.

d) *Directly or indirectly destroy a unique paleontological resource or site or unique geologic feature?*

No Impact. The City of Coachella is located in an area that is near the shoreline of ancient Lake Cahuilla in the Coachella Valley. Research into the paleontological sensitivity for the project area noted that there is a potential for fossil resources, but only below the recent alluvial sediments associated with the lake shore deposits. The likelihood for identifying fossils within the project area is considered to be moderate to high, assuming the older alluvium deposits are impacted.

No grading within the project area is anticipated with the use of the subject site that would warrant monitoring by a qualified paleontological monitor.

e) *Directly or indirectly destroy a unique paleontological resource or site or unique geologic feature?*

No Impact. There are no known human remains on the site, no existing cemeteries, and no suspected cemeteries either on the site or adjacent properties. As such, no impacts to these resources are anticipated.

f) **No Impact.** There are no other archaeological, historic, or paleontological impacts anticipated with development of the project.

	Potentially Significant Impact	Less Than Significant With Mitigation Incorporated	Less Than Significant Impact	No Impact
VI. GEOLOGY AND SOILS – Would the project:				
a) Involve earth movement (cut and/or fill) based on information included in the Project Description Form?	<input type="checkbox"/>	<input type="checkbox"/>	<input type="checkbox"/>	<input checked="" type="checkbox"/>
b) Expose people or structures to potential substantial adverse effects, including the risk of loss, injury, or death?	<input type="checkbox"/>	<input type="checkbox"/>	<input type="checkbox"/>	<input checked="" type="checkbox"/>
c) Be located within an Alquist-Priolo Earthquake Fault Zone?	<input type="checkbox"/>	<input type="checkbox"/>	<input type="checkbox"/>	<input checked="" type="checkbox"/>
d) Result in substantial soil erosion or the loss of topsoil?	<input type="checkbox"/>	<input type="checkbox"/>	<input type="checkbox"/>	<input checked="" type="checkbox"/>
e) Be located within an area subject to landslides, mudslides, subsidence, or other similar hazards as identified in the City’s General Plan?	<input type="checkbox"/>	<input type="checkbox"/>	<input type="checkbox"/>	<input checked="" type="checkbox"/>
f) Be located within an area subject to liquefaction as identified in the City’s General Plan?	<input type="checkbox"/>	<input type="checkbox"/>	<input type="checkbox"/>	<input checked="" type="checkbox"/>
g) Modify any unique physical feature based on a site	<input type="checkbox"/>	<input type="checkbox"/>	<input type="checkbox"/>	<input checked="" type="checkbox"/>

	Potentially Significant Impact	Less Than Significant With Mitigation Incorporated	Less Than Significant Impact	No Impact
survey/evaluation?				
h) Result in erosion, dust, or unstable soil conditions from excavation, grading, fill, or other construction activities?	<input type="checkbox"/>	<input type="checkbox"/>	<input type="checkbox"/>	<input checked="" type="checkbox"/>
i) Other:	<input type="checkbox"/>	<input type="checkbox"/>	<input type="checkbox"/>	<input checked="" type="checkbox"/>

Discussion:

a) *Involve earth movement (cut and/or fill) based on information included in the Project Description Form?*

No Impact. The proposed Entertainment Permit involved the use of existing facilities at the subject site with parking and assembly area as an event venue and does not require any planned grading and will not result in any significant quantity of earth movement.

b) *Expose people or structures to potential substantial adverse effects, including the risk of loss, injury, or death?*

Less than Significant Impact. There are no known geological constraints on the site that expose people or structures to potential substantial adverse effects including the risk of loss, injury, or death. The project site is subject to liquefaction during major seismic events due to the presence of groundwater at depths ranging from 10 to 20 feet below the surface. The event venue assembly area largely consists of outdoor assembly area and existing small building structures for a kitchen, stage and bathroom.

c) *Be located within an Alquist-Priolo Earthquake Fault Zone?*

No Impact. There is no Alquist-Priolo Earthquake Fault Zone either on the site. The closest fault is the San Andreas Fault, which is located approximately 1,500 feet of the site and estimated to generate a maximum moment magnitude of 7.4. Based on the known seismic conditions in the region, all development on the site would have to be designed in compliance with the Uniform Building Code for Seismic Zone 4. No development is proposed on-site that would require a building permit and compliance with the Uniform Building Code.

d) *Result in substantial soil erosion or the loss of topsoil?*

No Impact. No potential soil erosion and the loss of topsoil is anticipated with the use of the site as an event venue as there no site grading and construction anticipated and the use of the site would utilize existing facilities. The City is subject to National Pollutant Discharge Elimination System (NPDES) permit requirements. The Federal Environmental Protection Agency (EPA) has delegated the State Water Resources Control Board to monitor permittee compliance with all NPDES permit requirements. The State Water Resources Control Board has in turn, allocated these responsibilities to the California Regional Water Quality Control Boards. The City of Coachella is under the jurisdiction of the Colorado River Regional Water Quality Control Board. As the project proposed no new grading or construction, then it would not be required to prepare a Water Quality Management Plan (WQMP), which covers post-construction water quality protection through the use of site design, source control, and treatment control Best Management Practices (BMPs).

e) *Be located within an area subject to landslides, mudslides, subsidence, or other similar hazards as identified in the City's General Plan?*

No Impact. The project site is substantially flat and there are no hillsides either on or adjacent to the site that could impact the project. The site is not located in an area that is subject to landslides, mudslides, subsidence, or other similar hazards as identified by the City of Coachella General Plan. There will be no landslide, mudslide, or subsidence impacts with the project.

f) *Be located within an area subject to liquefaction as identified in the City's General Plan?*

No Impact. The City's General Plan identifies the project site as being located in an area where groundwater can be encountered at depths ranging from 10 to 20 feet below the surface. The presence of somewhat loose condition of isolated silty sand layers along with groundwater the site is subject to liquefaction. The project does not involve the construction of any habitable structures. Therefore, the impacts related to geologic condition would be less than significant.

g) *Modify any unique physical feature based on a site survey/evaluation?*

No Impact. The site is substantially flat and vacant and there are no unique physical features on the property. The site slopes gently in a southeasterly direction. The project will have no impact to any unique physical features since there are none present.

h) *Result in erosion, dust, or unstable soil conditions from excavation, grading, fill, or other construction activities?*

No Impact. The project will not result in any significant erosion, dust, or unstable soil conditions from excavation, grading, fill, or other construction activities because the does not propose any grading or construction that would require it to install and maintain dust and erosion control measures during grading or construction during the life of the project.

- i) **No Impact.** There are no other geologic conditions associated with the site that would be impacted by or impact the project.

	Potentially Significant Impact	Less Than Significant With Mitigation Incorporated	Less Than Significant Impact	No Impact
--	--------------------------------	--	------------------------------	-----------

VII. Greenhouse Gas Emissions – Would the project:

- | | | | | |
|--|--------------------------|--------------------------|-------------------------------------|--------------------------|
| a) Generate greenhouse gas emissions, either directly or indirectly, that may have a significant impact on the environment? | <input type="checkbox"/> | <input type="checkbox"/> | <input checked="" type="checkbox"/> | <input type="checkbox"/> |
| b) Conflict with an applicable plan, policy or regulation adopted for the purpose of reducing the emissions of greenhouse gases? | <input type="checkbox"/> | <input type="checkbox"/> | <input checked="" type="checkbox"/> | <input type="checkbox"/> |

Discussion:

- a) *a & b)Generate greenhouse gas emissions, either directly or indirectly, that may have a significant impact on the environment? Conflict with an applicable plan, policy or regulation adopted for the purpose of reducing the emissions of greenhouse gases?*

Less than Significant. Global climate change is caused by an accumulation of greenhouse gases in the atmosphere. The proposed project will generate greenhouse gases during construction and operation.

No construction is proposed in associated with the project. Emissions from vehicles on the roadways already exist and are not anticipated to increase significantly as a result of the proposed project. The project will have minimal impacts GHC emissions attributed to added traffic from employees and customers to the project.

The proposed project does not conflict with an applicable plan, policy or regulation adopted for the purpose of reducing the emissions of greenhouse gases. The applicant is required to comply with General Plan policies for reduction of greenhouse gases in the Climate Action Plan such as reductions of emissions from generation of solid waste and reducing the number and length of vehicle trips.

	Potentially Significant Impact	Less Than Significant With Mitigation Incorporated	Less Than Significant Impact	No Impact
VIII. HAZARDS AND HAZARDOUS MATERIALS – Would the project:				
a) Create a significant hazard to the public or the environment through the routine transport, use, or disposal of hazardous materials?	<input type="checkbox"/>	<input type="checkbox"/>	<input type="checkbox"/>	<input checked="" type="checkbox"/>
b) Create a significant hazard to the public or the environment through reasonably foreseeable upset and accident conditions involving the release of hazardous materials into the environment?	<input type="checkbox"/>	<input type="checkbox"/>	<input type="checkbox"/>	<input checked="" type="checkbox"/>
c) Emit hazardous emissions or handle hazardous or acutely hazardous materials, substances, or waste within one-quarter mile of an existing or proposed school?	<input type="checkbox"/>	<input type="checkbox"/>	<input checked="" type="checkbox"/>	<input type="checkbox"/>
d) Be located on a site which is included on a list of hazardous materials sites compiled pursuant to Government Code Section 65962.5 and, as a result, would it create a significant hazard to the public or the environment?	<input type="checkbox"/>	<input type="checkbox"/>	<input checked="" type="checkbox"/>	<input type="checkbox"/>
e) For a project located within an airport land use plan or, where such a plan has not been adopted, within two miles of a public airport or public use airport, would the project result in a safety hazard for people residing or working in the project area?	<input type="checkbox"/>	<input type="checkbox"/>	<input type="checkbox"/>	<input checked="" type="checkbox"/>
f) For a project within the vicinity of a private airstrip, would the project result in a safety hazard for people residing or working in the project area?	<input type="checkbox"/>	<input type="checkbox"/>	<input type="checkbox"/>	<input checked="" type="checkbox"/>
g) Impair implementation of or physically interfere with an adopted emergency response plan or emergency evacuation plan?	<input type="checkbox"/>	<input type="checkbox"/>	<input type="checkbox"/>	<input checked="" type="checkbox"/>

	Potentially Significant Impact	Less Than Significant With Mitigation Incorporated	Less Than Significant Impact	No Impact
h) Expose people or structures to a significant risk of loss, injury, or death involving wildland fires, including where wildlands are adjacent to urbanized areas or where residences are intermixed with wild lands?	<input type="checkbox"/>	<input type="checkbox"/>	<input type="checkbox"/>	<input checked="" type="checkbox"/>
i) Other:	<input type="checkbox"/>	<input type="checkbox"/>	<input type="checkbox"/>	<input checked="" type="checkbox"/>

Discussion:

a) *Would the project create a significant hazard to the public or the environment through the routine transport, use, or disposal of hazardous materials?*

No Impact. The operation of the proposed event venue involves no grading or construction that could involve the routine transport, use, or disposal of hazardous materials. Small quantities of household hazardous waste would be expected, but not at large quantities or concentrations. The City’s General Plan Environmental Hazards & Safety Element contains goals and policies requiring the safe and responsible disposal of all hazardous and/or toxic wastes in compliance with existing federal, state and county regulations; therefore, the project would not create a hazard to the public or environment through the use or transport of hazardous materials.

b) *Would the project create a significant hazard to the public or the environment through reasonably foreseeable upset and accident conditions involving the release of hazardous materials into the environment?*

No impact. The project does not propose any uses which would create a significant hazard to the public or the environment. The event venue operation will introduce very small quantities of household hazardous waste to a site. The City’s General Plan establishes protocols and guidelines to ensure household hazardous waste is managed and disposed of properly. Therefore, the project would not create a significant hazard to the public or environment through the release of hazardous materials.

c) *Would the project emit hazardous emissions or handle hazardous or acutely hazardous materials, substances, or waste within one-quarter mile of an existing or proposed school?*

Less than significant impact. There are no existing or proposed schools located within one-quarter mile of the proposed project site. The project will have no hazard impact to schools.

- d) *Would the project be located on a site which is included on a list of hazardous materials sites compiled pursuant to Government Code Section 65962.5 and, as a result, would it create a significant hazard to the public or the environment?*

Less than significant Impact. The property is not listed on a site for hazardous materials and would not create a significant hazard to the public or the environment.

- e) *For a project located within an airport land use plan or, where such a plan has not been adopted, within two miles of a public airport or public use airport, would the project result in a safety hazard for people residing or working in the project area?*

No Impact. The project is not located within an airport land use plan of a public airport or public use airport that would result in a safety hazard for people residing or working in the project area based on the General Plan. The Jacqueline Cochran Airport, a general aviation public airport operated by the County of Riverside, is approximately six miles south of the site and the project site is not within an Airport Influence Boundary Zone. The project would not be exposed to any hazards that may be associated with airport operations at either airport or conflict with land management policies of the RCALUCP.

- f) *Would the project impair implementation of or physically interfere with an adopted emergency response plan or emergency evacuation plan?*

No Impact. The project will not impair implementation of or physically interfere with an adopted emergency response plan or emergency evacuation plan. The entertainment permit and on-site circulation has been reviewed by the Riverside County Sherriff's Department and the Fire Department and do not require any special mitigation measures. There will be no adverse impacts on emergency response or evacuation plans stipulated by the City of Coachella or other agencies. The project will not decrease or impact the ability of Avenue 44 to serve as an emergency route in case of an on-site emergency.

- h) *Would the project expose people or structures to a significant risk of loss, injury or death involving wildland fires, including where wildlands are adjacent to urbanized areas or where residences are intermixed with wildlands?*

No Impact. The project site is not located within any designated extreme or moderate fire hazard area based on the Coachella General Plan. There are no wildland areas within the project vicinity that would create a significant fire hazard. Wild land fires would not have an impact to the project.

- b) There are no other hazards that would occur with development of the project as proposed.

	Potentially Significant Impact	Less Than Significant With Mitigation Incorporated	Less Than Significant Impact	No Impact
IX. HYDROLOGY AND WATER QUALITY – Would the project:				
a) Violate any water quality standards or waste discharge requirements?	<input type="checkbox"/>	<input type="checkbox"/>	<input type="checkbox"/>	<input checked="" type="checkbox"/>
b) Substantially deplete groundwater supplies or interfere substantially with groundwater recharge such that there would be a net deficit in aquifer volume or a lowering of the local groundwater table level (e.g., the production rate of pre-existing nearby wells would drop to a level which would not support existing land uses or planned uses for which permits have been granted)?	<input type="checkbox"/>	<input type="checkbox"/>	<input checked="" type="checkbox"/>	<input type="checkbox"/>
c) Substantially alter the existing drainage pattern of the site or area, including through the alteration of the course of a stream or river, in a manner, which would result in substantial erosion or siltation on- or off-site?	<input type="checkbox"/>	<input type="checkbox"/>	<input type="checkbox"/>	<input checked="" type="checkbox"/>
d) Substantially alter the existing drainage pattern of the site or area, including through the alteration of the course of a stream or river, or substantially increase the rate or amount of surface runoff in a manner, which would result in flooding on- or off-site?	<input type="checkbox"/>	<input type="checkbox"/>	<input type="checkbox"/>	<input checked="" type="checkbox"/>
e) Create or contribute runoff water which would exceed the capacity of existing or planned stormwater drainage systems or provide substantial additional sources of polluted runoff, such as from areas of material storage, vehicle or equipment maintenance (including washing or detailing), waste handling, hazardous materials handling or storage, delivery areas, loading docks, or other outdoor areas?	<input type="checkbox"/>	<input type="checkbox"/>	<input type="checkbox"/>	<input checked="" type="checkbox"/>

	Potentially Significant Impact	Less Than Significant With Mitigation Incorporated	Less Than Significant Impact	No Impact
f) Otherwise substantially degrade water quality?	<input type="checkbox"/>	<input type="checkbox"/>	<input type="checkbox"/>	<input checked="" type="checkbox"/>
g) Place housing within a 100-year flood hazard area as mapped on a federal Flood Hazard Boundary or Flood Insurance Rate Map or other flood hazard delineation map? (Panel No. 7940)	<input type="checkbox"/>	<input type="checkbox"/>	<input type="checkbox"/>	<input checked="" type="checkbox"/>
h) Place within a 100-year flood hazard area structures, which would impede or redirect flood flows?	<input type="checkbox"/>	<input type="checkbox"/>	<input type="checkbox"/>	<input checked="" type="checkbox"/>
i) Expose people or structures to a significant risk of loss, injury, or death involving flooding, including flooding as a result of the failure of a levee or dam?	<input type="checkbox"/>	<input type="checkbox"/>	<input type="checkbox"/>	<input checked="" type="checkbox"/>
j) Inundation by seiche, tsunami, or mudflow?	<input type="checkbox"/>	<input type="checkbox"/>	<input type="checkbox"/>	<input checked="" type="checkbox"/>
k) Other:	<input type="checkbox"/>	<input type="checkbox"/>	<input type="checkbox"/>	<input checked="" type="checkbox"/>

Discussion:

a) *Would the project violate any water quality standards or waste discharge requirements?*

No impact. The project will be required to meet and comply with all applicable Colorado River Regional Water Quality Control Board requirements and standards for the discharge of surface water from the site. Potential water quality impacts from erosion and sedimentation would be controlled through implementation of standard erosion control measures as specified in the required Storm Water Pollution Prevention Plan (SWPPP).

b) *Would the project substantially deplete groundwater supplies or interfere substantially with groundwater recharge such that there would be a net deficit in aquifer volume or a lowering of a local groundwater table level (e.g., the production rate of pre-existing nearby wells would drop to a level which would not support existing land uses or planned uses for which permits have been granted)?*

Less than significant impact. Implementation of this project will result in the consumption of additional amounts of groundwater through event use and for irrigation of landscaped areas. Groundwater has historically been the principal source of water supply in the Coachella Valley. This is supplemented through imported water from the Colorado River, and natural runoff from surrounding mountains. The project lies within the area of benefit of the Coachella Valley Groundwater Replenishment Program. Groundwater production within the Lower Whitewater Basin area of benefit is subject to a replenishment assessment in accordance with the State Water Code. The facility would consume water during event activities during limited hours during the day and the use of water supplies would be less than 24 hour uses anticipated for the site as a Resort District use, which includes residences at a density of 8 dwelling units an acre. Consequently, the proposed project itself is not anticipated to deplete groundwater supplies or interfere with groundwater recharge and shall comply with the necessary conservation requirements.

- c) *Would the project substantially alter the existing drainage pattern of the site or area, including through the alteration of the course of a stream or river, in a manner which would result in substantial erosion or siltation on or offsite?*

No impact. The project will no alter existing drainage conditions on-site and will utilize existing parking, drive aisles and building pads. The existing improvements on the site involve largely permeable surfaces including the turf assembly area and permeable driveway and parking areas. There are no streams or rivers within the vicinity of the project. Project impacts with regard to drainage and potential erosion or siltation would be less than significant.

- d) *Would the project substantially alter the existing drainage pattern of the site or area, including through the alteration of the course of a stream or river, or substantially increase the rate or amount of surface runoff in a manner which would result in flooding on or offsite?*

No Impact. The project does not involve grading that could significantly alter the existing drainage. Implementation of the proposed land uses will result in an increase in impermeable surfaces onsite which has the potential to result in an increase in surface water runoff and reduce the absorption rate.

- e) *Would the project create or contribute runoff water which would exceed the capacity of existing or planned stormwater drainage systems or provide substantial additional sources of polluted runoff?*

No Impact. The project will not create or contribute runoff water that will exceed the capacity of the existing or planned storm water drainage systems for the area. This portion of the City does not currently have an underground storm water drainage system. The event venue area of the subject site largely consists of permeable areas. Impervious surfaces include the existing building pads for the restroom, stage, and kitchen. Therefore, no impact to existing or planned water

drainage systems in the vicinity would be affected. Any required on-site retention system will be designed to have capacity to detain and discharge overflow surface water runoff by the project without impacting downstream properties.

f) *Would the project otherwise degrade water quality?*

No impact. The event venue does not proposed construction of new facilities that would involve use of heavy equipment during site construction and operation that would have the potential to discharge contaminants that could potentially contaminate groundwater quality. The project will not substantially degrade water quality because less than significant impacts are anticipated.

g) *Would the project place housing within a 100-year flood hazard area as mapped on a federal Flood Hazard Boundary of Flood Insurance Rate Map or other flood hazard delineation map?*

No Impact. The project site is not within a 100-year flood hazard area as mapped on a federal Flood Hazard Boundary if Flood Insurance Rate Map or other flood hazard delineation map.

h) *Would the project place within a 100-year flood hazard area structures which would impede or redirect flood flows?*

No Impact. The project site is not within a 100-year flood hazard area as mapped on a federal Flood Hazard Boundary if Flood Insurance Rate Map or other flood hazard delineation map.

i) *Would the project expose people or structures to a significant risk of loss, injury or death involving flooding, including flooding as a result of the failure of a levee or dam?*

No Impact. The project site is not within a 100-year flood hazard area as mapped on a federal Flood Hazard Boundary if Flood Insurance Rate Map or other flood hazard delineation map. The East Side Dike is located 500 feet north of the project site and runs northwest-southeast. The dike is designed to provide protection to the All-American Canal which passes in a southeasterly direction through the City. The project would have no impact on the dike or canal.

j) *Would the project be susceptible to inundation by seiche, tsunami, or mudflow?*

No Impact. The project will not expose people or structures to a significant risk of loss, injury, or death involving flooding, including flooding as a result of the failure of a levee or dam. The project site as well as the surrounding land are substantially flat and would not be impacted by a mudflow. The project site is located more than one hundred miles from the ocean and would not be impacted by a tsunami. The project will not be impacted by any of these events.

k) **No Impact.** There are no other flooding or hydrology events that will impact the project.

	Potentially Significant Impact	Less Than Significant With Mitigation Incorporated	Less Than Significant Impact	No Impact
X. LAND USE AND PLANNING – Would the project:				
a) Physically divide an established community?	<input type="checkbox"/>	<input type="checkbox"/>	<input type="checkbox"/>	<input checked="" type="checkbox"/>
b) Conflict with any applicable land use plan, policy, or regulation of an agency with jurisdiction over the project (including, but not limited to the general plan, specific plan, local coastal program, or zoning ordinance) adopted for the purpose of avoiding or mitigating an environmental effect?	<input type="checkbox"/>	<input type="checkbox"/>	<input type="checkbox"/>	<input checked="" type="checkbox"/>
c) Conflict with any applicable habitat conservation plan or natural community conservation plan?	<input type="checkbox"/>	<input type="checkbox"/>	<input type="checkbox"/>	<input checked="" type="checkbox"/>

Discussion:

a) *Would the project physically divide an established community?*

No Impact. The project site consists of residential estate land with one house on the property. The properties surrounding the site consist of vacant land, agricultural properties, and sporadic residential dwellings on adjoining properties to the north and south. The project will have no impact with regards to physically dividing an established community.

b) *Would the project conflict with any applicable land use plan, policy, or regulation of an agency with jurisdiction over the project (including, but not limited to the general plan, specific plan, local coastal program, or zoning ordinance) adopted for the purpose of avoiding or mitigating an environmental effect?*

No Impact. The proposed project would allow for the development of commercial buildings on the site that would serve the retail and office needs of the surrounding neighborhoods. The General Plan designates the project site as Resort District which is intended for destination and specialized entertainment uses. The proposed event venue would be consistent with the allowed uses and the intent of the Resort District. Official Zoning Map designates the project site as R-E, Residential Estate. The Coachella Municipal Code allows for the issuance of Entertainment

Establishment Permit by the City Council and the City Council may apply conditions of approval for the operation of the use including hours of operation, traffic control and noise control.

- c) *Would the project conflict with any applicable habitat conservation plan or natural community conservation plan?*

No Impact. The project will not conflict with any applicable habitat conservation plan or natural community conservation plan because the site is not located within a conservation area of the Coachella Valley Multi Species Habitat Conservation Plan.

	Potentially Significant Impact	Less Than Significant With Mitigation Incorporated	Less Than Significant Impact	No Impact
--	--------------------------------------	--	------------------------------------	--------------

XI. MINERAL RESOURCES – Would the project:

- | | | | | |
|--|--------------------------|--------------------------|--------------------------|-------------------------------------|
| a) Result in the loss of availability of a known mineral resource that would be of value to the region and the residents of the state? | <input type="checkbox"/> | <input type="checkbox"/> | <input type="checkbox"/> | <input checked="" type="checkbox"/> |
| b) Result in the loss of a locally important mineral resource recovery site delineated on a local general plan, specific plan, or other land use plan? | <input type="checkbox"/> | <input type="checkbox"/> | <input type="checkbox"/> | <input checked="" type="checkbox"/> |
| c) Be located in a Mineral Resource Zone as adopted by the State Mining and Geology Board and identified in the City’s General Plan? | <input type="checkbox"/> | <input type="checkbox"/> | <input type="checkbox"/> | <input checked="" type="checkbox"/> |

Discussion:

- a) *Would the project result in the loss of availability of a known mineral resource that would be of value to the region and the residents of the state?*

No Impact. There are no known mineral resources on the site that are considered to be of value to the region and the residents of the state. The project will have no impact to mineral resources.

- b) *Would the project result in the loss of availability of a locally-important mineral resource recovery site delineated on a local general plan, specific plan or other land use plan?*

No Impact. Based on the General Plan the project site is not located in any designated locally important mineral resource areas. There are no mineral resources that are being mined either on the site or any of the surrounding properties. The project will have no impact to mineral resources.

- c) *Would the poroject be located in a Mineral Resource Zone as adopted by the State Mining and Geology Board and identified in the City's General Plan?*

No Impact. The site is not located in a mineral resource zone adopted by the State Mining and Geology Board as being significantly important as a mineral resource site. There are no important minerals from a state standpoint on the site.

Potentially Significant Impact	Less Than Significant With Mitigation Incorporated	Less Than Significant Impact	No Impact
--------------------------------------	--	------------------------------------	--------------

XII. NOISE – Would the project result in:

- | | | | | |
|--|--------------------------|--------------------------|-------------------------------------|-------------------------------------|
| a) Exposure of persons to or generation of noise levels in excess of standards established in the City's General Plan or Development Code, or applicable standards of other agencies? | <input type="checkbox"/> | <input type="checkbox"/> | <input checked="" type="checkbox"/> | <input type="checkbox"/> |
| b) Exposure of persons to or generation of excessive groundborne vibration or groundbourne noise levels? | <input type="checkbox"/> | <input type="checkbox"/> | <input checked="" type="checkbox"/> | <input type="checkbox"/> |
| c) A substantial permanent increase in ambient noise levels in the project vicinity above levels existing without the project? | <input type="checkbox"/> | <input type="checkbox"/> | <input checked="" type="checkbox"/> | <input type="checkbox"/> |
| d) A substantial temporary or periodic increase in ambient noise levels in the project vicinity above levels existing without the project? | <input type="checkbox"/> | <input type="checkbox"/> | <input checked="" type="checkbox"/> | <input type="checkbox"/> |
| e) For a project located within an airport land use plan or Airport Influence Area, would the project expose people residing or working in the project area to excessive noise levels? | <input type="checkbox"/> | <input type="checkbox"/> | <input type="checkbox"/> | <input checked="" type="checkbox"/> |

	Potentially Significant Impact	Less Than Significant With Mitigation Incorporated	Less Than Significant Impact	No Impact
f) For a project within the vicinity of a private airstrip, would the project expose people residing or working in the project area to excessive noise levels?	<input type="checkbox"/>	<input type="checkbox"/>	<input type="checkbox"/>	<input checked="" type="checkbox"/>
g) Other:	<input type="checkbox"/>	<input type="checkbox"/>	<input type="checkbox"/>	<input checked="" type="checkbox"/>

Discussion:

- a) *Would the project result in exposure of persons to or generation of noise levels in excess of standards established in the local general plan or noise ordinance, or applicable standards of other agencies?*

Less than Significant Impact. Existing land use in the project vicinity consists of agricultural, vacant, and residential land. The nearest residential neighborhood receptor is the Lodge Four Seasons at Terra Lago (55+ Community) at 1,674 feet from the site. The City of Coachella has exterior noise standards as shown below in Table A from the Coachella Municipal Code.

Table A: Exterior Noise Standards

Land Use	Time Period	Noise Level (dBA)
Residential (All Zones)	6:00 am-10:00 pm	55
	10:00 pm-6:00 pm	45
Commercial (All Zones)	6:00 am-10:00 pm	65
	10:00 pm – 6:00 pm	55

A noise analysis was prepared for the proposed use (LSA Noise Analysis for Wedding Venue at 85321 Avenue in Coachella). The noise analysis was prepared to determine the maximum noise level that can be generated by the event venue to be consistent with the City of Coachella Municipal Code noise standards by identifying the noise impact to existing receptors that include The Lodge Four Seasons at Terra Lago in the City of Indio, a date farm to the north in the City of Indio, Coachella Lakes RV Resort located east in the City of Coachella, and Love’s Travel Stop located to the Southeast in the City of Coachella. The analysis concluded that the event venue could generate a maximum noise level of 85.5 continuous sound level in A-weighted decibels at a distance of 50 feet from 6:00 am to 10:00 pm and 75.5 decibels at a distance of 50 feet from 10 pm to 6 am to maintain compliance with the City’s 10-minute noise standards of 55 dBA from 6:00 am to 10 pm and 45 dBA from 10:00 pm to 6 am. The noise analysis did not factor the

directionality of speakers or any shielding by the event venue operators. The speakers would be directed in a southeast direction from the stage area, minimizing directionality of noise to residences to the North.

The City of Coachella also has General Plan standards are shown in Figure 4.10-3 of the General Plan EIR. For interior habitable spaces of single-family and multiple-family residences, the noise level limit is 45 dB CNEL which is consistent with state standards. Since normal noise attenuation within residential structures with closed windows is about 20 dB, an exterior noise exposure of 65 dBA CNEL allows the interior standard to be met without any specialized structural attenuation (dual paned windows, etc.).

Existing noise levels throughout the project area would result from vehicular sources on the surrounding roadways. Because of the rural nature of the surrounding land use and associated low traffic generation, current noise levels are somewhat low at the project site. Elevated noise levels occur in close proximity to Avenue 44 and Dillon Road where noise levels reach 70 dbA.

The project has the potential to result in short-term noise impacts due to noise related to entertainment related events. Noise impacts are considered significant if they expose persons to levels in excess of standards established in the General Plan as discussed above. The event venue would be required to comply with the City's noise ordinance as afformentioned and would therefore result in impacts that would be less than significant.

- b) *Would the project result in exposure of persons to or generation of excessive groundborne vibration or groundborne noise levels?*

Less than Significant Impact. The project will not generate vibration and groundbourne noise as the project does not propose construction associated with soil excavation and compaction and the operation of construction equipment. Automobiles and delivery trucks using the site during operation of the facility would not generate excessive groundbourne vibration or noise levels.

- c) *Would the project result in a substantial permanent increase in ambient noise levels in the project vicinity above levels existing without the project?*

Less than Significant Impact. The project will temporarily increase ambient noise in the vicinity during event venue activities on Saturdays from 12:00 pm to 12:00 am and when amplified music is played from 7:00 pm to 12:00 am, but is not expected to result in significant impacts to sensitive receptors as the event venue is required to comply with the City of Coachella noise ordinance.

- d) *Would the project result in a substantial temporary or periodic increase in ambient noise levels in the project vicinity above levels existing without the project?*

Less than Significant Impact. The project will increase the ambient noise level in the area during event venue activities on Saturdays from 12:00 pm to 12:00 am, particularly when amplified music is played from 7:00 pm to 12:00 am. The project is not anticipated to have a significant impact due to the event venue that would operate at noise levels at or below thresholds identified by the LSA noise analysis in Table C.

- e) *For a project located within an airport land use plan or, where such a plan has not been adopted, within two miles of a public airport or public use airport, would the project expose people residing or working in the project area to excessive noise levels?*

No Impact. The project site is located approximately 6 miles northwest of the Jacqueline Cochran Regional Airport, a general aviation public airport operated by the County of Riverside. The project site is not within any Airport Influence Area Boundary for this airport. The project will not expose residents to noise impacts generated by the daily operations at either airport. There will be no impact from airport influence areas on the project.

- f) For a project within the vicinity of a private airstrip, would the project expose people residing or working in the project area to excessive noise levels?

No Impact. The project site is not located within the vicinity of a private airstrip. The site is approximately 6 miles northwest of the Jacqueline Cochran Regional Airport, a general aviation public airport operated by the County of Riverside. There will be no impact to a private airstrip.

Potentially Significant Impact	Less Than Significant With Mitigation Incorporated	Less Than Significant Impact	No Impact
--------------------------------	--	------------------------------	-----------

XIII. POPULATION AND HOUSING – Would the project:

- | | | | | |
|---|--------------------------|--------------------------|-------------------------------------|-------------------------------------|
| a) Induce substantial population growth in an area, either directly (for example, by proposing new homes and businesses) or indirectly (for example, through extension of roads or other infrastructure)? | <input type="checkbox"/> | <input type="checkbox"/> | <input checked="" type="checkbox"/> | <input type="checkbox"/> |
| b) Displace substantial numbers of existing housing, necessitating the construction of replacement housing elsewhere? | <input type="checkbox"/> | <input type="checkbox"/> | <input type="checkbox"/> | <input checked="" type="checkbox"/> |



	Potentially Significant Impact	Less Than Significant With Mitigation Incorporated	Less Than Significant Impact	No Impact
c) Displace substantial numbers of people, necessitating the construction of replacement housing elsewhere?	<input type="checkbox"/>	<input type="checkbox"/>	<input type="checkbox"/>	<input checked="" type="checkbox"/>

Discussion:

- a) *Would the project induce substantial population growth in an area, either directly (for example, by proposing new homes or businesses) or indirectly (for example, through extension of roads or other infrastructure)?*

Less than Significant Impact. The project proposes does not include construction of any habitable structures, which would induce substantial population growth.

- b) *Would the project displace substantial numbers of existing housing, necessitating the construction of replacement housing elsewhere?*

No Impact. There is currently one house on the site that would continue to be used by the property owners with the operation of the event venue. Therefore, the project will not displace existing housing and will have less than significant impact to existing housing.

- c) Displace substantial numbers of people, necessitating the construction of replacement housing elsewhere?

No Impact. There is currently one house on the site that would continue to be used as a single family residence. No new construction is proposed with the proposed event venue that displace people that will necessitate replacement housing elsewhere.

	Potentially Significant Impact	Less Than Significant With Mitigation Incorporated	Less Than Significant Impact	No Impact
--	--------------------------------	--	------------------------------	-----------

XIV. PUBLIC SERVICES

- a) Would the project result in substantial adverse physical impacts associated with the provision of

new or physically altered governmental facilities, need for new or physically altered governmental facilities, the construction of which could cause significant environmental impacts, in order to maintain acceptable service ratios, response times or other performance objectives for any of the public services:

	Potentially Significant Impact	Less Than Significant With Mitigation Incorporated	Less Than Significant Impact	No Impact
Fire protection, including medical aid?	<input type="checkbox"/>	<input type="checkbox"/>	<input checked="" type="checkbox"/>	<input type="checkbox"/>
Police protection?	<input type="checkbox"/>	<input type="checkbox"/>	<input checked="" type="checkbox"/>	<input type="checkbox"/>
Schools?	<input type="checkbox"/>	<input type="checkbox"/>	<input type="checkbox"/>	<input checked="" type="checkbox"/>
Parks or other recreational facilities?	<input type="checkbox"/>	<input type="checkbox"/>	<input type="checkbox"/>	<input checked="" type="checkbox"/>
Other governmental services or public facilities?	<input type="checkbox"/>	<input type="checkbox"/>	<input type="checkbox"/>	<input checked="" type="checkbox"/>
b) Other:	<input type="checkbox"/>	<input type="checkbox"/>	<input type="checkbox"/>	<input checked="" type="checkbox"/>

Discussion:

- a) *Would the project result in substantial adverse physical impacts associated with the provision of new or physically altered governmental facilities, need for new or physically altered government facilities, the construction of which could cause significant environmental impacts, in order to maintain acceptable service ratios, response times or other performance objectives for any of the following public services:*

Police and Fire- **Less than significant.** The subject property is within the service area of the Coachella Fire Department. The City of Coachella currently contracts with the Riverside County Fire Department for fire protection services and emergency medical services. Station 79, located at 1377 Sixth Street in Coachella, serves the incorporated City. To ensure adequate fire protection services in an emergency, the City of Coachella maintains a mutual aid agreement with surrounding cities and County jurisdictions. The proposed project would result in additional structures which would increase the need for fire services. The Coachella Police Department serves the City and unincorporated County areas in Coachella’s SOI and is served under contract by the Riverside County Sheriff’s Department, based out of their office at 86625 Airport Blvd Boulevard in Indio. The proposed project will result in a marginal increase in police and fire protection services.

The applicant will be subject to public safety impact fees and the project’s contribution will reduce potential impacts to police services/facilities to a less than significant level.

Schools – **No Impact.** The project will not generate population growth and therefore would not place a new demand on schools.

Parks – **No Impact.** The project does not generate population growth and would not place new demands on existing parks or require development of additional parkland.

Other Governmental Services – The project would not increase the need for or impact any additional governmental services.

	Potentially Significant Impact	Less Than Significant With Mitigation Incorporated	Less Than Significant Impact	No Impact
XV. RECREATION				
a) Would the project increase the use of existing neighborhood and regional parks or other recreational facilities such that substantial physical deterioration of the facility would occur or be accelerated?	<input type="checkbox"/>	<input type="checkbox"/>	<input type="checkbox"/>	<input checked="" type="checkbox"/>
b) Does the project include recreational facilities or require the construction or expansion of recreational facilities, which might have an adverse physical effect on the environment?	<input type="checkbox"/>	<input type="checkbox"/>	<input type="checkbox"/>	<input checked="" type="checkbox"/>
c) Other:	<input type="checkbox"/>	<input type="checkbox"/>	<input type="checkbox"/>	<input checked="" type="checkbox"/>

Discussion:

- a) *Would the project increase the use of existing neighborhood and regional parks or other recreational facilities such that substantial physical deterioration of the facility would occur or be accelerated?*

No Impact. The project will not increase the use of existing neighborhood and regional parks because no new residential buildings are being proposed.

b) *Does the project include recreational facilities or require the construction or expansion of recreational facilities, which might have an adverse physical effect on the environment?*

No Impact. The project does not propose any recreational facilities or require expansion of recreational facilities and will therefore have no impact on existing or future recreational facilities in Coachella.

c) There are no other potential recreation impacts with the project.

	Potentially Significant Impact	Less Than Significant With Mitigation Incorporated	Less Than Significant Impact	No Impact
--	--------------------------------------	--	------------------------------------	--------------

XVI. TRANSPORTATION/TRAFFIC – Would the project:

- | | | | | |
|---|--------------------------|--------------------------|-------------------------------------|-------------------------------------|
| a) Conflict with an applicable plan, ordinance or policy establishing measures of effectiveness for the performance of the circulation system, taking into account all modes of transportation including mass transit and non-motorized travel and relevant components of the circulation system, including but not limited to intersections, streets, highways and freeways, pedestrian and bicycle paths, and mass transit? | <input type="checkbox"/> | <input type="checkbox"/> | <input checked="" type="checkbox"/> | <input type="checkbox"/> |
| b) Conflict with an applicable congestion management program, including, but not limited to, level of service standards and travel demand measures, or other standards established by the county congestion management agency for designated roads or highways? | <input type="checkbox"/> | <input type="checkbox"/> | <input checked="" type="checkbox"/> | <input type="checkbox"/> |
| c) Result in a change in air traffic patterns, including either an increase in traffic levels or a change in location that results in substantial safety risks? | <input type="checkbox"/> | <input type="checkbox"/> | <input type="checkbox"/> | <input checked="" type="checkbox"/> |
| d) Substantially increase hazards due to a design feature (e.g., sharp curves or dangerous intersections) or incompatible uses (e.g., farm equipment)? | <input type="checkbox"/> | <input type="checkbox"/> | <input checked="" type="checkbox"/> | <input type="checkbox"/> |

	Potentially Significant Impact	Less Than Significant With Mitigation Incorporated	Less Than Significant Impact	No Impact
e) Result in inadequate emergency access?	<input type="checkbox"/>	<input type="checkbox"/>	<input type="checkbox"/>	<input checked="" type="checkbox"/>
f) Result in inadequate parking capacity?	<input type="checkbox"/>	<input type="checkbox"/>	<input type="checkbox"/>	<input checked="" type="checkbox"/>
g) Conflict with adopted policies, plans, or programs supporting alternative transportation (e.g., bus turnouts, bicycle racks)?	<input type="checkbox"/>	<input type="checkbox"/>	<input checked="" type="checkbox"/>	<input type="checkbox"/>
h) Other:	<input type="checkbox"/>	<input type="checkbox"/>	<input type="checkbox"/>	<input checked="" type="checkbox"/>

Discussion:

- a) *Would the project conflict with an applicable plan, ordinance or policy establishing measures of effectiveness for the performance of the circulation system, taking into account all modes of transportation including mass transit and non-motorized travel and relevant components of the circulation system, including but not limited to intersections, streets, highways and freeways, pedestrian and bicycle paths, and mass transit?*

Less than Significant Impact. The project is the operation on an event venue that would operate between 12 pm to 12 am on Saturdays and serve a maximum of 200 guests. Access to the site would occur from Avenue 44 which is a Primary Arterial which at full construction would accommodate 4 vehicular lanes and bike lanes. The existing Avenue 44 is improved with two vehicular lanes and an improved roadway about 25 feet wide with unpaved shoulders. The northside of Avenue 44 is in the City of Indio and the southside of Avenue 44 is part of the City of Coachella. Vehicular access to the subject site would occur from a 751 foot long driveway that accommodates stacking for 37 vehicles. Parking is provided to the north, west, east and south of the event venue assembly area that can accommodate 65 vehicles and an are for 60 parking spaces for overflow parking. The limited timeframe for events at the venue including appropriate number of vehicle stacking on-site would pose a minimal impact to traffic on Avenue 44 or for the intersection of Avenue 44 and Dillon Road.

- b) *Would the project conflict with an applicable congestion management program, including, but not limited to, level of service standards and travel demand measures, or other standards established by the county congestion management agency for designated roads or highways?*

Less than Significant Impact. The project is the operation on an event venue that would operate between 12 pm to 12 am on Saturdays and serve a maximum of 200 guests. The project would

increase traffic on roadways in the project vicinity. The limited timeframe for events at the venue including appropriate number of vehicle stacking on-site would pose a minimal impact to traffic on Avenue 44 or for the intersection of Avenue 44 and Dillon Road. The event venue will operate with a security guard directing traffic from Avenue 44 and two parking attendants on-site at on-site parking areas.

- c) *Would the project result in a change in air traffic patterns, including either an increase in traffic levels or a change in location that results in substantial safety risks?*

No Impact. The project will not increase and impact safety risks due to the location of the site in relation to area airports.

- d) *Would the project substantially increase hazards due to a design feature (e.g., sharp curves of dangerous intersections) or incompatible uses (e.g., farm equipment)?*

Less than Significant Impact. The proposed event venue does not propose any sharp curves or dangerous intersections and would utilize existing street improvements. All access points for the event venue will occur from Avenue 44 and the site includes a substantial driveway of 751 feet that accommodates stacking of 37 vehicles to the parking areas of the event venue.

- e) *Would the project result in inadequate emergency access?*

No Impact. The project will have adequate emergency access to the site from Avenue 44 for emergency vehicles, including fire trucks, police vehicles, and ambulances. The project will not eliminate or impact emergency access to the site.

- f) *Would the project result in inadequate parking capacity?*

No Impact. The proposed event venue would be designed to include on-site parking consistent with the parking standards of the Coachella Municipal Code for commercial facilities. The project will not impact parking.

- g) *Would the project conflict with adopted policies, plans or programs supporting alternative transportation (e.g., bus turnouts, bicycle racks)?*

Less than Significant Impact. The neighborhood commercial site would be located on Avenue 44. Sun Line Transit Agency provides bus service to the City of Coachella. The City of Coachella has determined that a need exists for Bus Shelter and Bus Stop Safety Zone improvements as new development expands. Due to the intermittent nature of the event venue, bus service or alternative transportation modes would not be required for the site.

- h) There are no other transportation related issues or impacts associated with the project.

	Potentially Significant Impact	Less Than Significant With Mitigation Incorporated	Less Than Significant Impact	No Impact
XVII. TRIBAL CULTURAL – Would the project cause a substantial adverse change in the significance of a tribal cultural resource, defined in Public Resources Code section 21074 as either a site, feature, place, cultural landscape that is geographically defined in terms of the size and scope of the landscape, sacred place, or object with cultural value to a California Native American tribe, and that is:				
a) Listed or eligible for listing in the California Register of Historical Resources, or in a local register of historical resources as defined in Public Resources Code section 5020.1(k), or	<input type="checkbox"/>	<input type="checkbox"/>	<input type="checkbox"/>	<input checked="" type="checkbox"/>
b) A resource determined by the lead agency, in its discretion and supported by substantial evidence, to be significant pursuant to criteria set forth in subdivision (c) of Public Resources Code section 5024.1. In applying the criteria set forth in subdivision (c) of Public Resources Code section 5024.1, the lead agency shall consider the significance of the resource to a California Native American tribe.	<input type="checkbox"/>	<input type="checkbox"/>	<input type="checkbox"/>	<input checked="" type="checkbox"/>
a) Would the project cause a substantial adverse change in the significance of listed or eligible for listing in the California Register of Historical Resources, or in a local register of historical resources as defined in Public Resources Code section 5020.1(k)				
No Impact. The project does not involve and grading or ground disturbance that would impact a tribal cultural resource or any other historical resource eligible for listing in the California Register of Historical Resources.				
b) Would the project cause a substantial adverse change to a resource determined by the lead agency, in its discretion and supported by substantial evidence, to be significant pursuant to criteria set forth in subdivision (c) of Public Resources Code section 5024.1. In applying the				

criteria set forth in subdivision (c) of Public Resources Code section 5024.1, the lead agency shall consider the significance of the resource to a California Native American tribe.

No Impact. The project does not involve and grading or ground disturbance that would impact a tribal cultural resource as it involves the operation of an event venue on a site with existing site improvements.

	Potentially Significant Impact	Less Than Significant With Mitigation Incorporated	Less Than Significant Impact	No Impact
XVII. UTILITIES AND SERVICE SYSTEMS – Would the project:				
a) Exceed wastewater treatment requirements of the applicable Regional Water Quality Control Board?	<input type="checkbox"/>	<input type="checkbox"/>	<input checked="" type="checkbox"/>	<input type="checkbox"/>
b) Require or result in the construction of new water or wastewater treatment facilities or expansion of existing facilities, the construction of which would cause significant environmental effects?	<input type="checkbox"/>	<input type="checkbox"/>	<input checked="" type="checkbox"/>	<input type="checkbox"/>
c) Require or result in the construction of new storm water drainage facilities or expansion of existing facilities, the construction of which could cause significant environmental effects?	<input type="checkbox"/>	<input type="checkbox"/>	<input type="checkbox"/>	<input checked="" type="checkbox"/>
d) Have sufficient water supplies available to serve the project from existing entitlements and resources, or are new or expanded entitlements needed?	<input type="checkbox"/>	<input type="checkbox"/>	<input type="checkbox"/>	<input checked="" type="checkbox"/>
e) Result in determination by the wastewater treatment provider, which serves or may serve the project that it has adequate capacity to serve the project’s projected demand in addition to the provider’s existing commitments?	<input type="checkbox"/>	<input type="checkbox"/>	<input checked="" type="checkbox"/>	<input type="checkbox"/>
f) Be served by a landfill with sufficient permitted capacity to accommodate the project’s solid waste disposal needs?	<input type="checkbox"/>	<input type="checkbox"/>	<input checked="" type="checkbox"/>	<input type="checkbox"/>

	Potentially Significant Impact	Less Than Significant With Mitigation Incorporated	Less Than Significant Impact	No Impact
g) Comply with federal, state, and local statutes and regulations related to solid waste?	<input type="checkbox"/>	<input type="checkbox"/>	<input type="checkbox"/>	<input checked="" type="checkbox"/>
h) Other:	<input type="checkbox"/>	<input type="checkbox"/>	<input checked="" type="checkbox"/>	<input type="checkbox"/>

Discussion:

A, e) *Would the project exceed wastewater treatment requirements of the applicable Regional Water Quality Control Board?*

Less than significant impact. The project site is located within Coachella Sanitary District’s (CSD) service area. The proposed project will be required to comply with all requirements of the City of Coachella relating to sewer system connection. The applicant will be required to pay sewer connection fees at the rate set by the District which serves to offset any additional conveyance and treatment requirements. Treatment of the additional residential effluent from the project is anticipated to be routine and would not exceed the wastewater treatment requirements of the RWQCB.

b) *Would the project require or result in the construction of new water or wastewater treatment facilities or expansion of existing facilities, the construction of which would cause significant environmental effects?*

No impact. The proposed project involves the use of existing facilities for the purpose of an event facility and therefore there would be no new requirements to connect to existing City water and wastewater infrastructure to provide the necessary construction and domestic water/sewer needs for the project. The future development project will be required to comply with all rules, regulations, and other requirements of Coachella Water Authority (CWA) and CSD in order to provide water and sewer services to the site. Service requirements may include, but are not limited to, upgrades, modifications, replacement, and abandonment of existing facilities.

c) *Would the project require or result in the construction of new storm water drainage facilities or expansion of existing facilities, the construction of which could cause significant environmental effects?*

No impact. The Coachella Valley Water District (CVWD) is responsible for providing regional flood control protection. The operation of the site as an event venue would not involve the construction of new impervious surfaces which has the potential to increase the need for new or

expanded storm water facilities. The project would not require new or expanded infrastructure; therefore, impacts would be less than significant.

- d) *Would the project have sufficient water supplies available to serve the project from existing entitlements and resources, or are new or expanded entitlements needed?*

No impact. The Coachella Water Authority will serve the project’s domestic water needs. Implementation of this project will result in the consumption of additional amounts of water through domestic usage at residences. The Coachella Valley, as a region, has experienced groundwater overdraft in recent years. Typically, the water agencies require new projects to apply water conservation practices to the maximum extent practical including water efficient plumbing fixtures which comply with Title 20, California Administrative Code, Section 1604(f), the installation of drought tolerant plants in landscaped areas and the use of reclaimed water for irrigation when available. Impacts are considered less than significant with application of General Plan Policies.

- f) *Would the project be served by a landfill with sufficient permitted capacity to accommodate the project’s solid waste disposal needs?*

Less than Significant Impact. The solid waste that is generated during construction activities of the proposed project will be collected by Burrtec Waste Disposal who has an agreement with the City to collect trash and haul it to the Edom Hill Landfill in Cathedral City. This landfill has permitted capacity to accommodate the project’s solid waste disposal needs without significantly impacting its life expectancy. The City has an adopted Source Reduction and Recycling Element that requires recycling.

- g) *Would the project comply with federal, state, and local statutes and regulations related to solid waste?*

No Impact. The project will be required to comply with all applicable federal, state, and local statutes and regulations related to solid waste. The project will not impact any statutes or regulations that relate to solid waste compliance because the solid waste generated by the project will be collected and recycled as required the City’s Source Reduction and Recycling Element.

- h) There are no other public utilities associated with or potentially impacted by the project.

Potentially Significant Impact Less Than Significant With Mitigation Incorporated Less Than Significant Impact No Impact

XVIII. MANDATORY FINDINGS OF SIGNIFICANCE

- a) Does the project have the potential to degrade the quality of the environment, substantially reduce the habitat of a fish or wildlife species, cause a fish or wildlife population to drop below self-sustaining levels, threaten to eliminate a plant or animal community, reduce the number or restrict the range of a rare or endangered plant or animal or eliminate important examples of major periods of California history or prehistory?

- b) Does the project have impacts that are individually limited, but cumulatively considerable? (“Cumulatively considerable” means that the incremental effects of a project are considerable when viewed in connection with the effects of past projects, the effects of other current projects, and the effects of probable future projects.)

- c) Does the project have environmental effects, which will cause substantial adverse effects on human beings, either directly or indirectly?

Discussion:

- a) *Does the project have the potential to degrade the quality of the environment, substantially reduce the habitat of a fish or wildlife species, cause a fish or wildlife population to drop below self-sustaining levels, threaten to eliminate a plant or animal community, reduce the number or restrict the range of a rare or endangered plant or animal or eliminate important examples of the major periods of California history or prehistory?*

Less than Significant Impact. There are no known sensitive biological resources on the site as the area has been previously disturbed by previous and existing agricultural operations. The site is subject to the Coachella Valley Multi-Species Habitat Conservation Plan (MSHCP) mitigation fee program that will require collection of fees prior to issuance of grading permits. However, the site is not located within a sub-area conservation plan and can be developed to its full potential.

There are no historical buildings or known sensitive archaeological resources on the site. The project will not degrade the quality of the environment, substantially reduce the habitat of a fish or wildlife species, cause a fish or wildlife population to drop below self-sustaining levels, threaten to eliminate a plant or animal community, reduce the number or restrict the range of a rare or endangered plant or animal or eliminate important examples of major periods of California history or prehistory.

- b) *Does the project have impacts that are individually limited, but cumulatively considerable? (“Cumulatively considerable” means that the incremental effects of a project are considerable when viewed in connection with the effects of past projects, the effects of other current projects, and the effects of probable future projects)?*

Less than significant impact. The proposed project is the operation of an existing residential and equestrian site for an event venue. Other cumulative impacts may be identified in the categories of population growth, use of resources, demand for services, and physical changes to the natural environment. No cumulative effects related to fugitive dust emissions during project construction, discovery of unknown buried archaeological and/or paleontological resources, and water quality impacts from erosion and sedimentation is anticipated for the use of the site as an event venue.

- c) *Does the project have environmental effects which will cause substantial adverse effects on human beings, either directly or indirectly?*

Less than significant impact. The project would have less than significant environmental effects; however, these effects would not cause substantial adverse effects on human beings (please refer to previously discussed items elsewhere in this Initial Study). The City’s General Plan identifies goals, policies, and implementation measures which require the City to participate in various regional programs designed to mitigate direct and indirect impacts associated with construction and operation of their approved development projects. Compliance with these goals and policies on a project level will ensure no significant direct or indirect effect on human beings.

**CITY OF COACHELLA
DEVELOPMENT SERVICES DEPARTMENT
INITIAL STUDY**

REFERENCES. The following references cited in the Initial Study are on file in the Development Services Department.

1. City of Coachella General Plan
2. City of Coachella General Plan EIR
3. City of Coachella General Plan Land Use Plan/Zoning Maps
4. Alquist-Priolo Earthquake Fault Zones Map
5. LSA Noise Analysis for 85321 Avenue 44 (Prepared June 8, 2022)

Exhibit B - Resolution No. 2022-79
CONDITIONS OF APPROVAL
ENTERTAINMENT PERMIT 22-02 RANCHO ESCONDIDA EVENT VENUE

CONDITIONS OF APPROVAL FOR ENTERTAINMENT PERMIT NO. 22-02:

1. Entertainment Permit No. 22-02 is an approval for an entertainment venue where alcohol may be served. This approval is based on the site plan submitted for the proposed project. Violation of any of the conditions of approval shall be cause for revocation of the Entertainment Permit No. 22-02.
2. Any break in service, meaning the closure of the event venue for a period of 180 consecutive days, will result in the expiration of this Entertainment Permit.
3. The applicant will agree to defend and indemnify the City of Coachella against all claims, actions, damages, and losses, including attorney fees and costs, in the event that anyone files legal challenges to the approval of this project on the basis of the California Environmental Quality Act (CEQA). The applicant shall execute a standard indemnification agreement subject to review by the City Attorney before any event is held subject to this permit.
4. The use shall meet the standards within the limits established by the Coachella Municipal Code as related to emissions of noise, odor, dust, vibration, wastes, fumes, or any public nuisances arising or occurring incidental to the establishment or operation.
5. The applicant shall comply with Noise Control standards of the Municipal Code (Chapter 7.04). Any amplified sound equipment shall be oriented to reduce noise impacts off-site with consultation from the Code Enforcement Manager. The applicant shall utilize a noise decibel meter on-site during events to monitor noise levels for compliance with the City Noise Ordinance. If noise nuisances are observed by the Chief of Police or Code Enforcement Manager, the City Manager or designee may require that the applicant use electronic noise sensors on-site for all events and that noise measurement data from the noise sensors be available to the Code Enforcement Manager.
6. Hours of operation for event venue may be from 12:00 p.m. to 12:00 a.m., Saturdays. The City reserves the right to modify the hours of business operation after 12 months of continuous Entertainment establishment use has lapsed, based on information provided by the Coachella Police regarding calls for service.
7. The applicant shall comply with all requirements imposed by the State Department of Alcoholic Beverage Control.
8. A maximum of 200 guests are permitted on-site for events at any given time. The applicant shall maintain a count of all event participants on-site at all times during events. Event counts for concerts shall be maintained by event staff at the main entrance and made available upon request by the Coachella Police or City Staff.

9. The applicant shall obtain all other applicable permits, if required, from the appropriate agencies (i.e. Fire Department, Building Division, Sheriffs Department, Department of Public Health etc.).
10. Any large scale events that involves more than 200 guests shall require consultation with the City Manager or designee to determine if a special event permit will be required through the City Manager's office. Said application and applicable fees shall be submitted a minimum of five (5) working days, not including days when City Hall is closed, prior to the event.
11. Any signs displayed shall comply with the City of Coachella Sign Ordinance.
12. Signs advertising brands of alcoholic beverages or the availability of alcoholic beverages at the subject site shall not be visible from the exterior of the building or anywhere off the site.
13. Licensed security guards shall be required for events with 50 guests or more or when alcohol is served. These guards must possess State of California guard cards issues through the California Department of Consumer Affairs. Additional guards shall be used as needed to adequately patrol the parking areas. The City Manager, Code Enforcement Manager or Chief of Police may modify the entertainment permit security plan as deemed necessary to preserve the safety and welfare of guests and the public.
14. The following preventative measures shall be undertaken to reduce the potential for alcohol-related problems:
 - Food service shall remain available during all hours of operation;
 - Taxicab phone numbers shall be posted in visible locations at all times in the area(s) where alcohol is served;
 - All employees selling or serving alcohol shall be required to participate in an alcohol management training program prior to the operation of selling/serving alcohol; and
 - The availability of a variety of non-alcoholic beverages shall be made known and offered to customers.
15. Management shall patrol the business premises, parking areas, and the surrounding vicinity during the entertainment venue operation and until patrons have left the parking area after operation hours. Management shall ensure that no littering, loitering, or consumption of alcohol occurs in and around the property.
16. No Parking is permitted to occur on Avenue 44 or on the "Night Owl Blvd" driveway and shall be strictly enforced by the applicant/operator.
17. Any and all weapons shall be prohibited at the premises or on the parking lot of the premises except by those individuals lawfully permitted to possess such.
18. The Chief of Police shall have the authority and power to temporarily close the establishment when it becomes apparent that a situation exists wherein there is a probability that the general welfare and safety of the patrons or of the public may be in jeopardy. If closed under this

condition, the premises will not be allowed to reopen before the beginning of regular business hours on the date following the closure.

19. The applicant shall comply with Municipal Code requirements of Chapter 5.24.
20. The applicant shall employ the use of hand-held metal detectors at all entrances if deemed necessary by the Chief of Police to protect the safety and general welfare of patrons or of the public.
21. Entertainment Establishment Permit No. 22-02 shall be valid for 12 months commencing on the first day of the operation. A request for renewal must be submitted by the applicant in order to extend the term of the Permit after the initial term of 12 months has lapsed, at which time the City Council will review compliance with the conditions of approval and consider granting up to a 36-month renewal of the entertainment permit. Relinquishment of the entertainment permit will require an amendment to this resolution, subject to review by the City Council.
22. Any violation of the above conditions may result in the issuance of citations and fines, and may result in revocation of the Entertainment Establishment Permit.
23. If determined necessary by the Chief of Police or City Manager, the permittee shall implement and maintain a system by which the permittee separately identifies each and every adult in the entertainment establishment so as to distinguish each adult from any and all minors within the entertainment establishment in the service of alcohol. At a minimum, such system of adult identification shall require the permittee to place a bracelet on either hand of each adult in the entertainment establishment. In addition, the Chief of Police is hereby authorized to require other methods and procedures to be implemented and maintained by any permittee to assure compliance with the requirement that each adult remain separately identified from any minor at the entertainment establishment.
24. ADA accessible restrooms shall be provided and available to use by all guests on-site during events and shall require inspection by the Building Official prior to commencement of events under this entertainment permit.
25. All structures, including stages, tenants, cabanas, and bleachers shall be installed, used and taken down per the engineered specifications stamped by a licensed engineer and on file with the City of Coachella.
26. The applicant shall ensure adequate dust control measures are in place to the satisfaction of the Code Enforcement Manager and the City Engineer. The City Manager, Code Enforcement Manager, or City Engineer may require additional dust control measures as may deemed necessary.
27. On-site event lighting shall be directed away from vehicle and pedestrian traffic on Avenue 44 and away from surrounding properties. Event operations shall include protocols to avoid light glare onto adjacent properties.

Fire Department Conditions:

28. Tents and Membrane Structures - Tents in excess of 400 square feet shall not be erected for any purpose without first obtaining approval and a permit from the Office of the Fire Marshal.
29. Temporary Special Event Structures - Temporary special event structures in excess of 400 square feet shall not be erected for any purpose without first obtaining approval and a permit from the Office of the Fire Marshall and the Riverside County Building and Safety Division.
30. Vendor and food concession distribution - The placement and use of cooking appliance shall be approved by the fire code official. Portable fire extinguishers shall be available for cooking operations.
31. Hazardous Materials - The storage, use and handling of hazardous materials including liquefied petroleum gas, flammable and combustible liquids will require a permit from the Office of the Fire Marshall.

Engineering Conditions:

32. Night Owl Blvd is a private road easement along the westerly property line of the subject property. All activities proposed on the site shall not obstruct or block Night Owl Blvd from access to neighboring properties that retain access and utility easement rights along the private roadway easement.
33. Based on Survey records of the subject parcel, a non compliant lot split may have occurred in the past which has resulted in non-conforming lots adjacent to the subject property. The property owner shall submit a TENTATIVE PARCEL MAP in compliance with the Subdivision Map act and City of Coachella Ordinances. In particular, the map shall address access and utility easement rights to all adjacent properties that utilize Night Owl Lane as a primary access point to Avenue 44. The TENTAIVE PARCEL MAP shall be submitted and all applicable fees be paid for the review and submittal prior to issuance of the conditional use permit for special events.

Final Map

34. The Final Map shall comply with the Subdivision Map Act and City of Coachella Subdivision Ordinance. The Final map shall be submitted within one year of the issuance of the conditional use permit for special events. Failure to submit the final map within the one year time frame could result in a revocation of the conditional use permit. The tentative parcel map shall remain valid for a period that is consistent with state laws and city ordinances regulating subdivisions at the time of approval.
35. Prior to approval of the Final Map, the applicant shall resolve potential CVWD issues related to existing tile drains or irrigation mains located within the tract boundary or along the streets adjacent to the tract. If necessary, tile drains and irrigation lines shall be relocated and easement documents prepared for the new location of any such lines. The easement shall be shown on the final map. Plans for the tile drain or irrigation relocation shall be submitted to CVWD for approval and a copy of the plans shall be submitted to the City for evaluation

- regarding possible conflict with City facilities. The applicant shall submit to the City approved copies of any such relocation plans.
36. Prepare and record necessary drainage easements, access easements and utility easements to implement the project in accordance with drainage law and site conditions to the satisfaction of the City Engineer prior to approval of the Final Maps.
 37. Internal roads shall be complete prior to final occupancy of any adjacent house.
 38. The applicant shall pay all necessary plan check, permit and inspection fees. Fees will be determined when plans are submitted to the City Engineering Department for plan check.
 39. Sewer & Water Improvement Plans prepared by a California Registered Civil Engineer shall be submitted for engineering plan check and City Engineer approval.
 40. Applicant shall construct all off-site and on-site water and sewer improvements and any other incidental works necessary to complete the improvements. Size and location of sewer and water improvements shall be approved by the City Engineer.



Rancho Escondido Horse Boarding & Venue

**Location :85321 Avenue 44
Coachella, CA 92236**



TYPE OF ENTERTAINMENT PERMIT

Special Events: Family Events

Property Owners & Property Managers:

**Leonel Lopez & Margarita Lopez
85321 Ave 44, Coachella, CA 92236**

Phone Numbers: 760-343-8647 & 760-766-5306

Mailing Address: 85321 Ave 44, Indio, CA 92203

INTRODUCTION:


My husband and I are Coachella native residents and owners of a property located at 85321 Ave 44. We are in a 8.6 acre property. We own Andalusian Spanish/show horses and take part in a Mexican Rodeo Team: Escaramuza Charra Alteza. We also have an area with facilities for our horse owners, which has served a secondary purpose for family events; birthdays, anniversaries, weddings, and also an area for Mariachi practice (no festival events). We are rich in our culture and traditional values; my son currently participates in the Mariachi Coachella, as a violinist and my daughter takes part in the first female youth equestrian skirmish team in the Coachella Valley. We plan to continue with our Mexican traditions and culture.

Our Ranch is located in a centralized area, a short distance from casinos and hotels, overseeing the city and the beautiful mountain views, providing the perfect outdoor setting for weddings and events. The ranch is situated in a large open area with an occupancy of about 200 people, for the designated space. Our vision is to provide our local families with a beautiful farm/ranch event space for their events, with modern comforts. We work closely with small business owners who offer their services to the families seeking services for their event. The small businesses that participate in the planning range from event coordinators/planners, table and chair rentals, photo booths, cakes and desserts, caterers; food and drinks, inflatable jumpers, video and photographers, parking attendants, Mariachi's, DJ's, and other local music groups. We also work with security guard companies to provide safe environment.

The venue offers a large private off-street parking area, within a short distance from the venue entrance.

I hope the city gives us the opportunity to acquire this permit to be able to bring an event area to the community.





DINNER/GUEST AREA



CEREMONY AREA



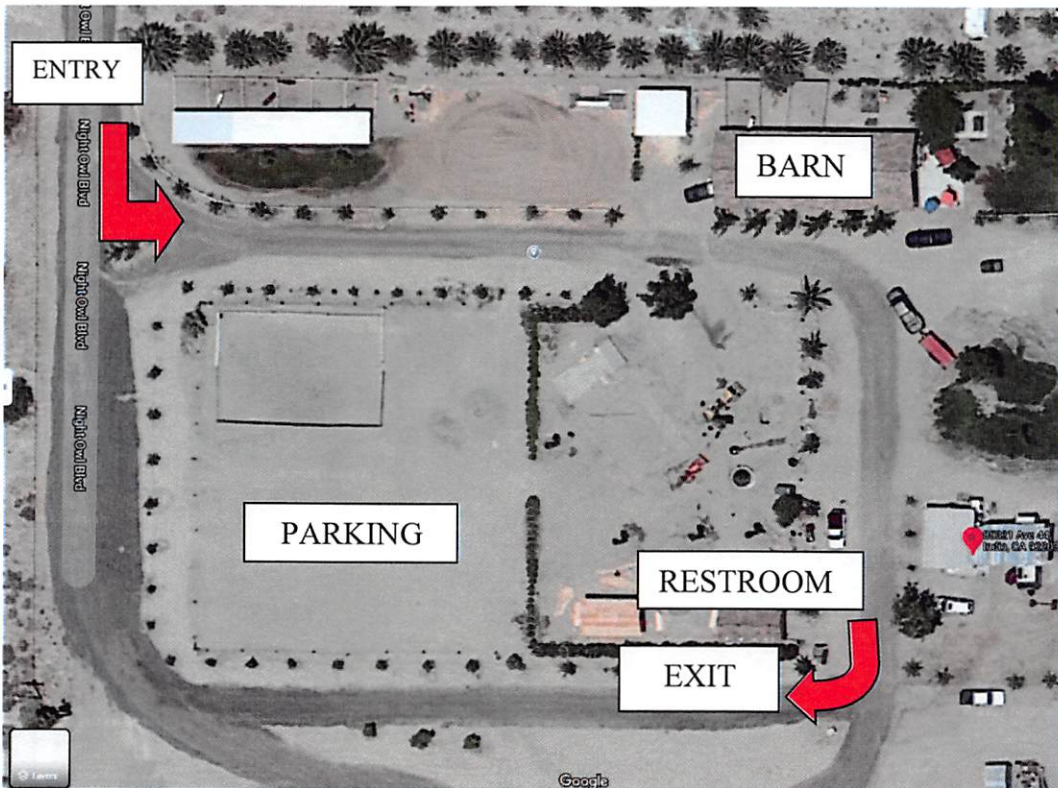
DANCE FLOOR/MUSIC AREA



PARKING

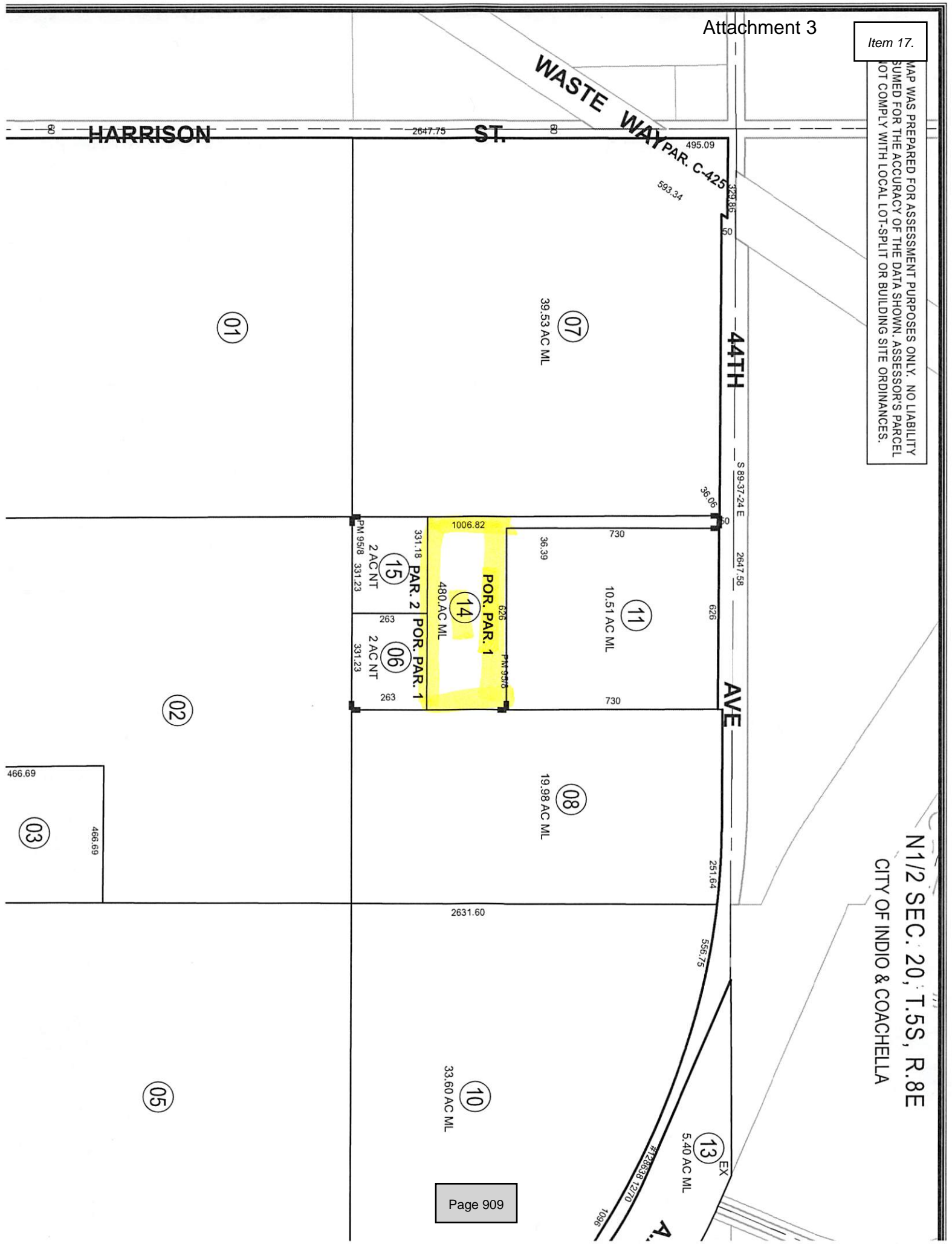


OVERALL



Item 17.

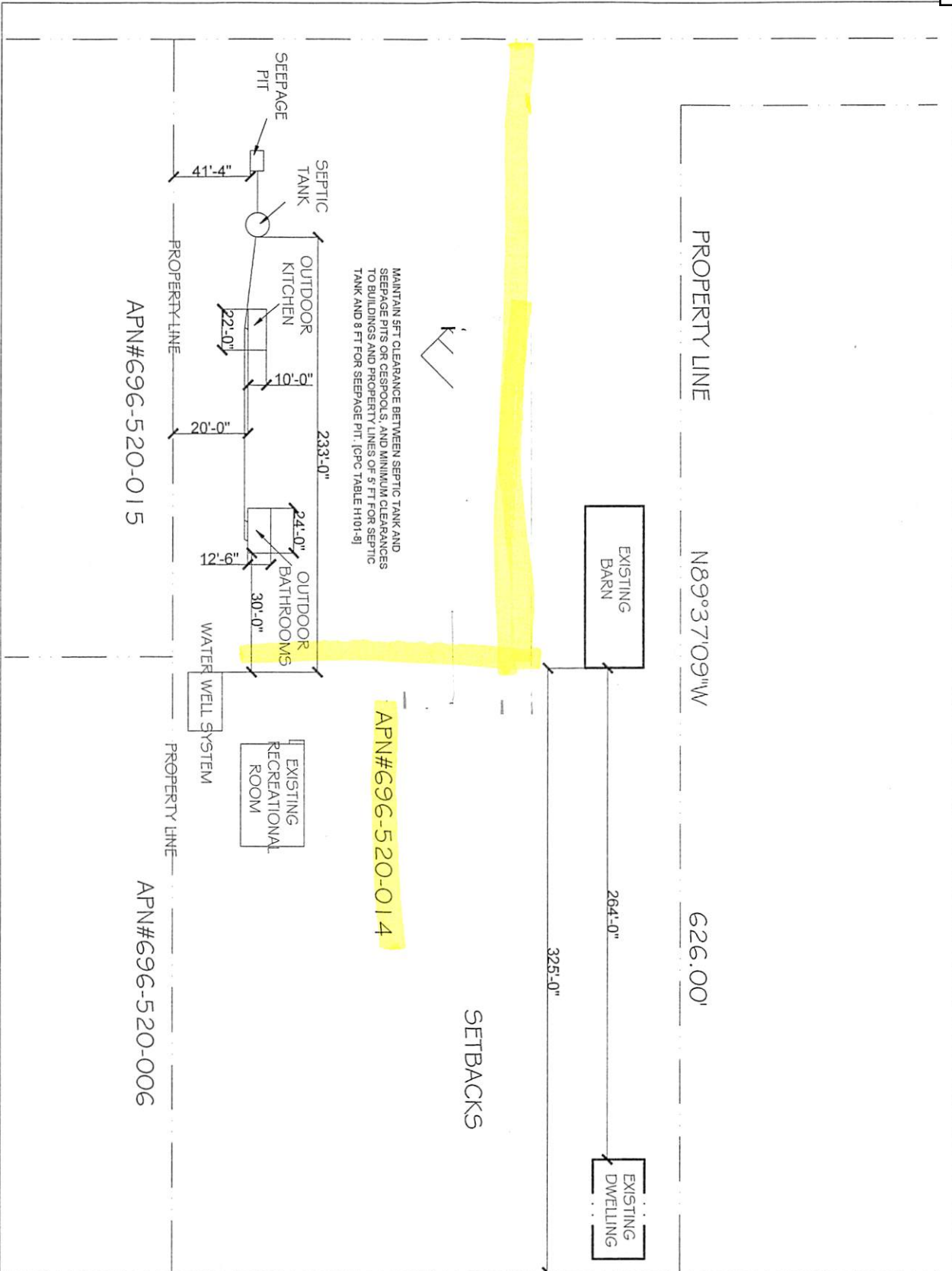
MAP WAS PREPARED FOR ASSESSMENT PURPOSES ONLY. NO LIABILITY
BURNED FOR THE ACCURACY OF THE DATA SHOWN. ASSESSOR'S PARCEL
NOT COMPLY WITH LOCAL LOT-SPLIT OR BUILDING SITE ORDINANCES.



N1/2 SEC. 20, T.5S, R.8E
CITY OF INDIO & COACHELLA

USER

FNAME



ENLARGED- SITE PLAN

LOPEZ-AYON FAMILY

85-321 AVENUE 44
COACHELLA, CA 92236

General Notes

No.	Revision/Name	Date

DRAWN BY
JC ANAYYA
JCANAYYA@NOTRINAL.COM
760-713-9252

Sheet

A2.1

Page 910



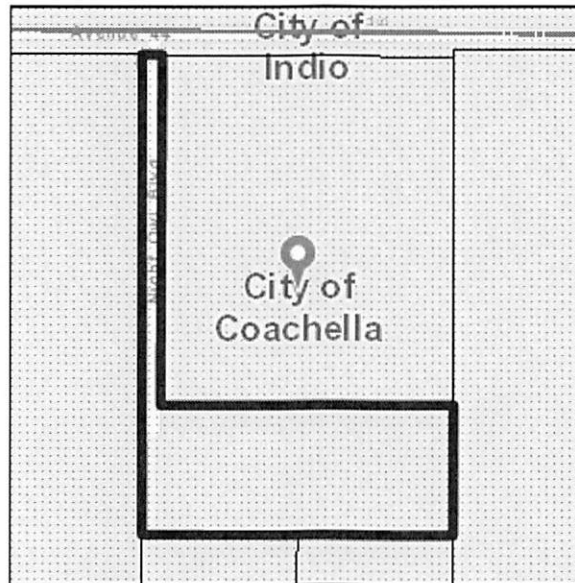
Riverside County Parcel Report

N(s):696520014

DISCLAIMER

Maps, permit information and data are to be used for reference purposes only. Map features are approximate, and are not necessarily accurate to surveying or engineering standards. The County of Riverside makes no warranty or guarantee as to the content (the source is often third party), accuracy, timeliness, or completeness of any of the data provided, and assumes no legal responsibility for the information contained on this map. Any use of this product with respect to accuracy and precision shall be the sole responsibility of the user.

MAPS/IMAGES



PARCEL

APN	696-520-014-5	Supervisory District	Boundaries for Districts 2, 4 and 5 will be updated in January, 2023. Boundaries for Districts 1 and 3 will be updated in January, 2025. V MANUEL PEREZ, DISTRICT 4
Previous APN	696520014 601390026, 697010001, 697020001, 697020002, more	Township/Range	T5SR8E SEC 20 NW
Owner Name	NOT AVAILABLE ONLINE	Elevation	20 ft
Address	696520014 85321 AVENUE 44 COACHELLA CA 92236	Thomas Bros. Map Page/Grid	PAGE: 5411, GRID: B6 PAGE: 5411, GRID: C6
Mailing Address	696520014 85321 AVENUE 44 INDIO CA 92203	Indian Tribal Land	NOT IN A TRIBAL LAND
Legal Description	696520014 Recorded Book/Page: PM 95/8 Subdivision Name: PM 17805 Lot/Parcel: 1 Block:	City Boundary	COACHELLA

lot Size	696520014 Recorded lot size is 4.80 acres	March Joint Powers Authority	NOT IN THE JURISDICTION OF THE MARCH JOINT POWERS AUTHORITY	Attachment 3	Item 17.
----------	--	------------------------------	---	---------------------	----------

Property Characteristics	696520014 Year Constructed: 1978 Baths: 1 Bedrooms: 2 Construction Type: Wood or Light Steel (D) Garage Type: Property Area (sq ft): 1640 Roof Type: Stories: 1 Pool: NO Central Cool: YES Central Heat: YES	County Service Area	NOT IN A COUNTY SERVICE AREA
--------------------------	---	---------------------	------------------------------

Annexation Date	N/A	LAFCO Case	N/A
-----------------	-----	------------	-----

Proposals	N/A
-----------	-----

PLANNING more...

Specific Plans	NOT IN A SPECIFIC PLAN	Historic Preservation Districts	NOT IN A HISTORIC PRESERVATION DISTRICT
Land Use Designations	CITY	Agricultural Preserve	NOT IN AN AGRICULTURAL PRESERVE
General Plan Policy Overlays	N/A		
Area Plan (RCIP)	Eastern Coachella Valley	Airport Influence Areas	NOT IN AN AIRPORT INFLUENCE AREA
General Plan Policy Areas	NOT IN A GENERAL PLAN POLICY AREA	Airport Compatibility Zones	NOT IN AN AIRPORT COMPATIBILITY AREA
Zoning Classifications (ORD. 348)	CHECK WITH THE CITY FOR MORE INFORMATION	Zoning Districts and Zoning Areas	NOT IN A ZONING DISTRICT/AREA
Zoning Overlays	NOT IN A ZONING OVERLAY	Community Advisory Councils	NOT IN A COMMUNITY ADVISORY COUNCIL
Environmental Justice Communities	NOT IN AN ENVIRONMENTAL JUSTICE COMMUNITY		

Residential Permit Stats	N/A
--------------------------	-----

ENVIRONMENTAL more...

WRMSHCP (Coachella Valley Multi-Species Habitat Conservation Plan) Plan Area	COACHELLA VALLEY	WRMSHCP (Western Riverside County Multi-Species Habitat Conservation Plan) Cell Group	NOT IN A CELL GROUP
WRMSHCP (Coachella Valley Multi-Species Habitat Conservation Plan) Conservation Area	NOT COACHELLA VALLEY CONSERVATION AREA	WRMSHCP Cell Number	NOT IN A CELL NUMBER
WRMSHCP Fluvial Sand Transport Special Provision Areas	NOT IN A FLUVIAL SAND TRANSPORT SPECIAL PROVISION AREA	HANS/ERP (Habitat Acquisition and Negotiation Strategy/Expedited Review Process)	NOT IN A HANS/ERP PROJECT
WRMSHCP (Western Riverside County Multi-Species Habitat Conservation Plan) Plan Area	NOT IN A WESTERN RIVERSIDE COUNTY PLAN FEE AREA	Vegetation (2005)	NOT IN A VEGETATION AREA

Conservation Plan) Fee Area (Ord 875)		District)	BENEFIT DISTRICT
WRMESHCP (Western Riverside County Multi-Species Habitat Conservation Plan) Fee Area (Ord. 810)	NOT IN A WESTERN RIVERSIDE COUNTY PLAN FEE AREA	DIF (Development Impact Fee Area Ord. 659)	EASTERN COACHELLA VALLEY, AREA 18
Western TUMF (Transportation Uniform Mitigation Fee Ord. 824)	NOT IN THE WESTERN TUMF FEE AREA	SKR Fee Area (Stephen's Kagaroo Rat Ord. 663.10)	NOT IN THE SKR FEE AREA
Eastern TUMF (Transportation Uniform Mitigation Fee Ord. 673)	IN OR PARTIALLY WITHIN A TUMF FEE AREA	DA (Development Agreements)	NOT IN A DEVELOPMENT AGREEMENT

TRANSPORTATION more...

Circulation	IN OR PARTIALLY WITHIN A CIRCULATION	Road Book Page	213
Element Ultimate Right-of-Way	ELEMENT RIGHT-OF-WAY	Transportation Agreements	NOT IN A TRANS AGREEMENT
		CETAP (Community and Environmental Transportation Acceptability Process) Corridors	NOT IN A CETAP CORRIDOR

HYDROLOGY

Flood Plan Review	OUTSIDE FLOODPLAIN, REVIEW NOT REQUIRED	Watershed	WHITEWATER
Water District	COACHELLA VALLEY WATER DISTRICT		
Flood Control District	COACHELLA VALLEY WATER DISTRICT		

GEOLOGIC

Fault Zone	NOT IN A FAULT ZONE	Paleontological Sensitivity	LOW POTENTIAL (L): FOLLOWING A LITERATURE SEARCH, RECORDS CHECK AND A FIELD SURVEY, AREAS MAY BE DETERMINED BY A QUALIFIED VERTEBRATE PALEONTOLOGIST AS HAVING LOW POTENTIAL FOR CONTAINING SIGNIFICANT PALEONTOLOGICAL RESOURCES SUBJECT TO ADVERSE IMPACTS.
Faults	NOT IN A FAULT LINE		
liquefaction potential	MODERATE		
subsidence	ACTIVE		

MISCELLANEOUS

School District	DESERT SANDS UNIFIED
Communities	COACHELLA
Lighting (Ord. 655)	NOT IN A PALOMAR OBSERVATORY ZONE
Census Tract	452.22
Farmland	LOCAL IMPORTANCE OTHER LANDS
Special Notes	PLEASE REFER TO ORDINANCE 457.96 FOR COACHELLA VALLEY AGRICULTURAL GRADING EXEMPTIONS.

- Max Rate Areas
- 012035 - CITRUS PEST CONTROL 2
- 012035 - CITY OF COACHELLA ANX
- 012035 - CO FREE LIBRARY
- 012035 - COACHELLA FIRE PROTECTION
- 012035 - COACHELLA VALLEY JOINT BLO HS
- 012035 - COACHELLA VALLEY PUBLIC CEMET
- 012035 - COACHELLA VALLEY REC & PK
- 012035 - COACHELLA VALLEY RESOURCE CONS
- 012035 - COACHELLA VALLEY WATER DISTRICT

012035 - DESERT COMMUNITY COLLEGE
 012035 - DESERT SANDS UNIFIED SCHOOL
 012035 - GENERAL
 012035 - GENERAL PURPOSE
 012035 - RDV COACHELLA PROJ 4
 012035 - RIV CO REGIONAL PARK & OPEN SP
 012035 - RIVERSIDE CO OFC OF EDUCATION

Department of Environmental Health Permits

Septic Permits

Record Id	Application Date	Plan Check Approved Date	Final Inspection Date	Approved Date
VA	N/A	N/A	N/A	N/A

Well Water Permits

Record Id	PE	Permit Paid Date	Permit Approved Date	Well Finaled Date
VA	N/A	N/A	N/A	N/A

PLS PERMITS & CASES

Administrative Cases

Case	Case Description	Status
VA	N/A	N/A

Building and Safety Cases

Case	Case Description	Status
VA	N/A	N/A

Code Cases

Case	Case Description	Status
VA	N/A	N/A

Fire Cases

Case	Case Description	Status
VA	N/A	N/A

Planning Cases

Case	Case Description	Status
VA	N/A	N/A

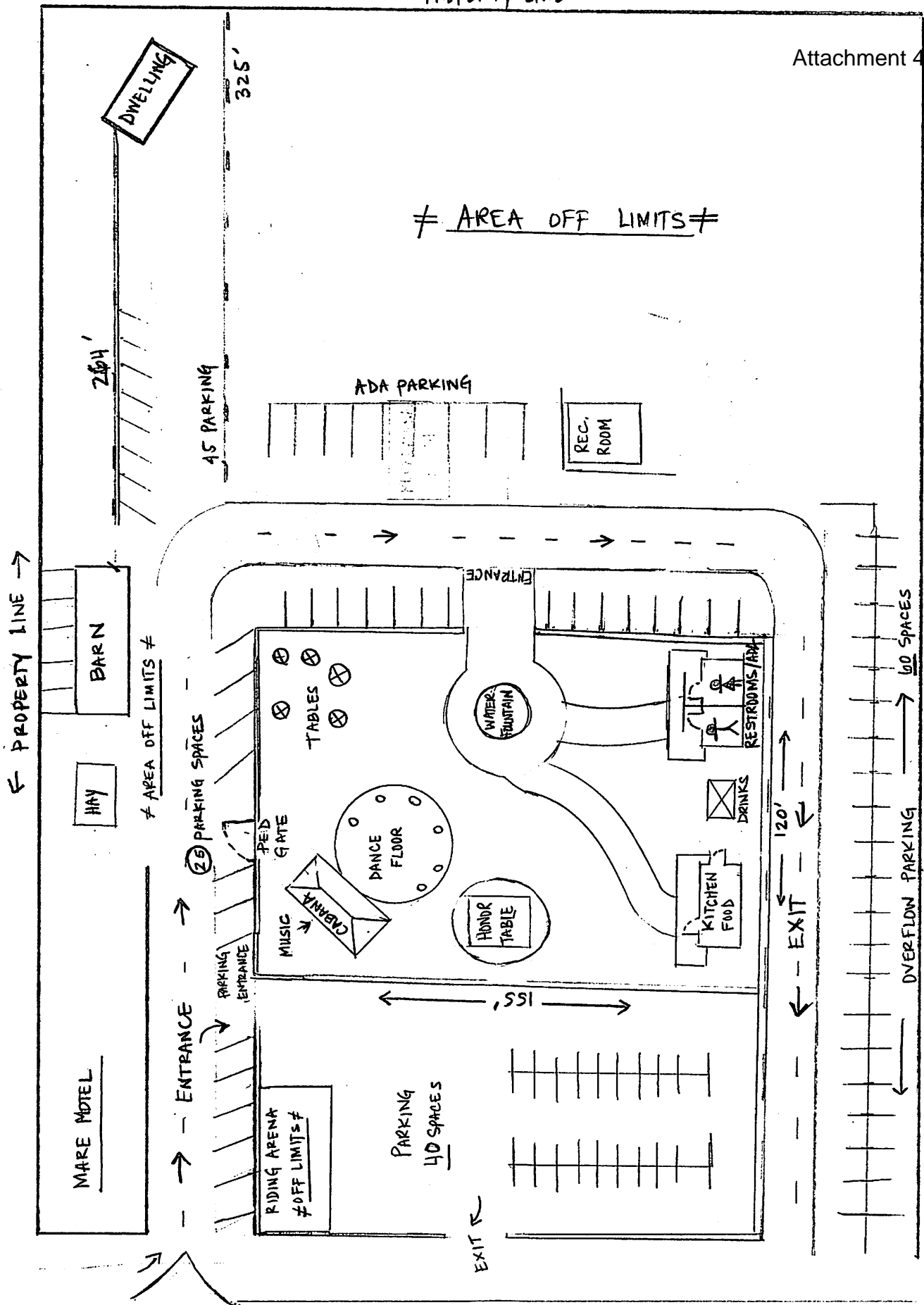
Survey Cases

Case	Case Description	Status
VA	N/A	N/A

Transportation Cases

Case	Case Description	Status
VA	N/A	N/A

≠ AREA OFF LIMITS ≠



4.8 ACRES

MEMORANDUM

DATE: June 8, 2022

To: Maggie Lopez, Rancho Escondido Horse Boarding and Venue

FROM: Jason Lui, Associate/Senior Noise Specialist

SUBJECT: Noise Analysis for Wedding Venue at 85321 Avenue in Coachella, California

INTRODUCTION

This Noise Analysis Memorandum has been prepared to analyze and determine the maximum noise level that can be generated from the wedding and party venue at 85321 Avenue 44 in Coachella, California, based on the City of Coachella (City) Municipal Code noise standards.

PROJECT LOCATION

The project site is south of Avenue 44 between Harrison Street and Terra Lago Parkway at 85321 Avenue 44 in Coachella, California. The project site is just south of the Coachella’s northern boundary. The outdoor wedding venue is on the western half of the property, which consists of the outdoor event space and vehicle parking for events. The project location is shown on Figure 1 (all figures attached).

PROJECT DESCRIPTION

The project site is a wedding venue that will host weddings and party events, which will include a stage and cabana planned for amplified sound and live music. Amenities for the wedding venue include a stage and cabana, a dance floor, a reception area, a kitchen, restrooms, and vehicle parking. Events will start in the evenings and end by 1:00 a.m. Figure 2 shows the event space’s site plan on the property.

SURROUNDING LAND USE

Land uses immediately adjacent to the project site include vacant land and residential property to the north and the south. Vacant land is immediately adjacent to the east and the west of the project site. The residential property immediately adjacent to the north is not considered in this noise analysis because it is vacant and abandoned. The residential property immediately adjacent to the south is also not considered in this noise analysis because it is occupied by family of the facility owner and is associated with the project site. The closest residential and commercial uses surrounding the project site beyond the immediately adjacent properties evaluated in this noise analysis are listed in Table A along with their distances from the stage and cabana to the property

line. As shown in Table A, residential uses to the north and northwest are in Indio, whereas residential uses to the northeast and commercial uses to the southeast are in Coachella. Figure 3 shows the location of the surrounding land uses beyond the immediately adjacent properties.

Table A: Receptors and Their Distance to the Project Site

Receptor No.	Land Use	City	Description	Direction	Distance (ft)
R-1	Residence	Indio	The Lodge Four Seasons at Terra Lago (55+ Community)	North	1,674
R-2	Residence	Indio	Date Farm	Northwest	1,740
R-3	Residence	Coachella	Coachella Lakes RV Resort	Northeast	4,146
R-4	Commercial	Coachella	Love’s Travel Stop	Southeast	3,326

Source: Compiled by LSA (2022).
ft = foot/feet

REGULATORY SETTING

City of Coachella

Municipal Code

Section 8.40.050 of the City’s Municipal Code¹ states that it shall be unlawful for any person to make, continue, or cause to be made or continued, within the city limits any disturbing excessive or offensive noise or vibration which causes discomfort or annoyance to any reasonable person of normal sensitivity residing in the area or that is plainly audible at a distance greater than 50 feet (ft) from the sources point for any purpose regardless of whether an objective measurement by sound level meter is involved. The 10-minute average sound level limits shown in Table B shall apply to fixed noise sources, unless otherwise specifically indicated.

Table B: Exterior Noise Standards

Land Use	Time Period	Noise Level (dBA L _{eq} – 10 minute)
Residential (All Zones)	6:00 a.m. to 10:00 p.m.	55
	10:00 p.m. to 6:00 p.m.	45
Commercial (All Zones)	6:00 a.m. to 10:00 p.m.	65
	10:00 p.m. to 6:00 p.m.	55

Source: City of Coachella Municipal Code (2021).
Note: If the measured ambient noise level exceeds the applicable limit as noted in the table, the allowable average sound level shall be the ambient noise level. The ambient noise level shall be measured when the alleged noise violation sources are not operating. The sound level limit between two zoning districts shall be measured at the higher allowable district.
dBA = A-weighted decibels
L_{eq} = equivalent continuous sound level

¹ City of Coachella. 2021. Municipal Code. July 26.

NOISE ANALYSIS

Table C lists the surrounding land uses beyond the immediately adjacent properties along with the City's noise standards, the distance from the stage and cabana to the property line of off-site land uses, distance attenuation, and the maximum noise level that can be generated at a distance of 50 ft from the noise source. A noise level reduction of 6 dBA for each doubling of distance from the source was used for the point source distance attenuation.

CONCLUSION

As shown in Table C, the wedding venue can generate a maximum noise level of 85.5 continuous sound level in A-weighted decibels (dBA L_{eq}) at a distance of 50 ft from 6:00 a.m. to 10:00 p.m. and 75.5 dBA L_{eq} at a distance of 50 ft from 10:00 p.m. to 6:00 a.m. to maintain compliance with the City's 10-minute noise standard of 55 dBA from 6:00 a.m. to 10:00 p.m. and 45 dBA from 10:00 p.m. to 6:00 a.m. The maximum noise levels stated above are constrained to the closest residence due to distance from the noise source and the noise standard. The maximum noise level does not factor in noise attenuation from the directionality of the speakers from the sound system or shielding from a barrier. Also, this maximum noise level standard is based on the City's noise standards with the closest residence located within Indio, which is considered conservative because the applicable County of Riverside noise standard for Indio is 10 dBA higher from 7:00 a.m. to 10:00 p.m. It should be noted that, the maximum generated noise level that would be allowable under the Municipal Code may need to be lower in the future to maintain compliance with the City's noise standards as surrounding vacant land zoned for residential use is developed closer to the project site.

Table C: Noise Analysis

Receptor No.	Land Use	City	Direction	Noise Standard (dBA L _{eq})		Distance ¹ (ft)	Distance Attenuation ² (dBA)	Maximum Noise Level at 50 ft (dBA L _{eq})	
				6:00 a.m. to 10:00 p.m.	10:00 p.m. to 6:00 a.m.			6:00 a.m. to 10:00 p.m.	10:00 p.m. to 6:00 a.m.
R-1	Residence	Indio	North	55	45	1,674	30.5	85.5	75.5
R-2	Residence	Indio	Northwest	55	45	1,740	30.8	85.9	75.8
R-3	Residence	Coachella	Northeast	55	45	4,146	38.4	93.4	83.4
R-4	Commercial	Coachella	Southeast	65	55	3,326	36.5	101.5	91.5

Source: Compiled by LSA (2022).

¹ Distance from the stage and cabana to the property line of off-site land uses.

² A noise level reduction of 6 dBA for each doubling of distance from the source was used for the point source distance attenuation

³ A noise level reduction of 3 dBA was factored in due to the directionality of the speakers from the sound system.

dBA = A-weighted decibels

ft = foot/feet

L_{eq} = equivalent continuous sound level

Attachment: Figures 1–3

ATTACHMENT

FIGURES

Figure 1: Project Location

Figure 2: Site Plan

Figure 3: Surrounding Land Uses

CITY OF
INDIO

Avenue 44

Terra Lago Pkwy

Harrison Blvd

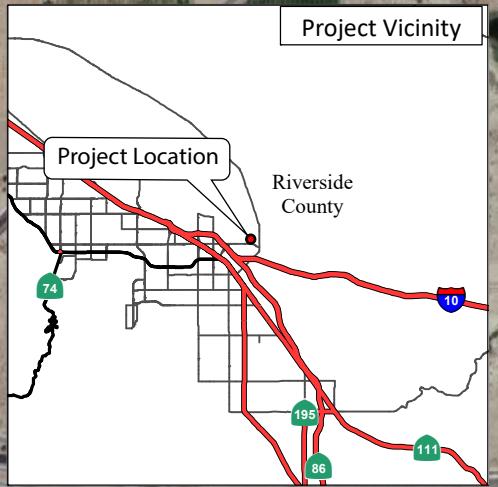


CITY OF
COACHELLA





Dillon Rd

Harrison St

Vista Del Norte



LSA

- LEGEND
-  Project Site
 -  Wedding Venue
 -  Stage and Cabana
 -  City Boundary

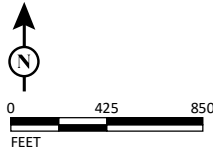


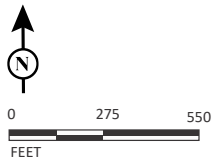
FIGURE 1

Wedding Venue at 85321 Avenue 44
Project Location



FIGURE 2

LSA



SOURCE: Google Earth 2022

I:\RNC2201\G\Site_Plan.ai (6/6/2022)

CITY OF
INDIO

Terra Lago Pkwy

R-2

R-1

Avenue 44

Harrison Blvd

1,740 ft

1,674 ft



4,146 ft

3,326 ft

CITY OF
COACHELLA

R-3

Dillon Rd

Tyler St




R-4

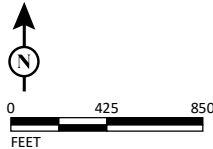
Vista Del Norte



FIGURE 3

LSA

- LEGEND
-  Project Site
 -  Wedding Venue
 -  Stage and Cabana



SOURCE: Google (2021)

I:\RNC2201\GIS\MXD\Noise\SurroundingLandUses.mxd (6/6/2022)

Rancho Escondido Photos – Existing Conditions (Proposed EP No. 22-02)



Dear Mr. Perez,

4/5/2022

I am writing regarding the entertainment permit No. 22-02 up for consideration by Coachella. The project location is 85321 Avenue 44, Coachella, CA, 92236. The owners names are Leonel and Margarita Lopez.

I live in the Four Seasons at Terra Lago community near the back gate which backs up to Avenue 44. I moved here last year after taking an early retirement from a position as a healthcare revenue cycle department manager for a large health system on the east coast. The reason for my early retirement was medical and relates to my being a disabled veteran and several diagnoses which cause me to remain at home most times. I have made my home an oasis of calm to help manage my condition.

On numerous occasions I have been disturbed by loud music emanating from the 85321 Avenue 44 location. Usually on Saturdays, signs out on the street saying "Event Location" have been displayed along with balloons. It appears the owners of this property have conducted events in the past without proper city permits. This frequent disturbance has caused me to be unable to enjoy the backyard of my home on the evenings they are hosting events. The noise from music is very disturbing and at times I have heard it inside my home as well. My backyard is 1952.95 feet from the location. It has caused me significant distress and resulted in the loss of enjoyment in my property on these evenings.

I am aware that several residents of our community have had issues with this residence. The NextDoor and Facebook groups for our community have several discussion threads where residents have posted their frustrations with the noise. I am aware on several occasions police have been called (in one case Indio by mistake). A record obtained from the Riverside County Sheriff's Office in Thermal shows multiple calls for noise complaints on 1/22/22 and another on 3/12/22. A review of our community social pages shows multiple weekends with comments "the party house is at it again". A petition circulated in our community generated 35 signatures in a couple of days. One neighbor about four blocks away sent me a video file of a recording she made from her backyard. The music is very loud, and her home is over 2200 feet from the location.

I am aware the City of Coachella noise ordinance lists a limit of 55 decibels after 10pm for commercial property. I believe this property is zoned for both residential and commercial. One of our residents spoke with a Riverside County Deputy Sheriff who was dispatched to the residence and who recorded a decibel level of 47.2 at our back gate off Avenue 44. This reading however was taken at the incorrect location. Per the noise ordinance the measurement should be taken 50 feet from the source of the noise. If a reading of 47.2 was taken almost 2000 feet from the source (as the crow flies per Google maps), I believe it is obvious that it was much louder than 55 decibels 50 feet from the source.

The owner of the property has posted on NextDoor that she's aware there were occasions where things got "out of hand" in the past but assures us this will not be the case going forward. At this time, I am willing to give them the benefit of the doubt. The fact they are seeking a permit and have made substantial upgrades to their property (as indicated by the photographs they submitted) indicates they wish to

establish a viable business. It is not my desire to see their permit denied. I am very supportive of capitalism and small businesses and commend them on their efforts.

My only request is that the business comply with the City of Coachella noise ordinances. I would ask they take decibel measurements during events 50 feet from the source of the noise (amplified music) and keep the volume within the ordinance limits. I am aware there is a clause in the ordinance for exemptions and do not support any kind of exemption being given in this case. The proximity of this home to a large retirement community as well as a new under-construction DR Horton community almost next door to them requires the ordinance be obeyed and enforced.

If you have any questions, please feel free to contact me. I plan to attend the city council meeting when this matter is brought up for decision to discuss the past events and my wish that their business succeed while following the noise ordinance.

Thank you,



Erik J. Kilbo
43675 Brovello Drive
Indio, CA 92203

Phone: 480-241-2933
Email: erikkilboaz@gmail.com

From: [Deborah Schuster](#)
To: [Gabriel Perez](#)
Subject: Special event application
Date: Tuesday, March 29, 2022 5:15:04 PM

Dear Mr. Perez,

My husband and I are homeowners since November 2021 at Four Seasons at Terra Lago. Our home backs up to Ave 44 east of the dirt road leading to Rancho Escondido, the proposed venue.

Since November there have been numerous events held at that location with extremely loud music playing on Saturday evenings. One particular night in December, the music lasted until 1 am and prevented us from sleeping with our windows CLOSED. More recently, a couple of weeks ago, the music continued past 11 pm and was loud enough for a deputy to be dispatched to investigate.

Each time this happens, we are unable to enjoy sitting in our yards, in what we thought would be a tranquil retirement home. Each time we have called the Sheriff's non emergency number and asked for personnel to be dispatched. Some evenings multiple residents have called multiple times with what appeared to be no follow up as the music continued unabated.

All of us who are affected, while over the age of 55, are robust, active people who enjoy a great party as much as the next person. Some are even professional musicians whose livelihoods depends on parties such as these.

While we have concerns about traffic congestion on an unlit, dangerous Ave 44, our first concern is the applicant's adherence to the city's noise ordinances. There are multiple new communities being built on Ave 44 who will also be subject to illegal noise levels, should this problem continue.

We expect and will continue to demand that the City Council ordinance compliance department be staffed to monitor and respond to resident complaints. I corresponded with this department in January and was told the resources didn't exist to put much if any time into following up on my complaint. This is unacceptable. Further, the Sheriff's department must also cooperate in enforcing the regulations governing this event property.

We are insisting that the existing laws be complied with, and that there are consequences, including suspension of permits, etc if the enjoyment of our neighborhood is denied us. We are reasonable people who have been more than patient while these problems have continued unchecked. We look forward to the City Council's consideration of these concerns while reviewing this application.

Sincerely,

Deborah and Bob Schuster

January 24, 2022

We, the undersigned, are residents of Four Seasons at Terra Lago in Indio. Many of our homes back up to Ave 44 at Terra Lago Parkway, approximately 1.4 miles east of Golf Center Parkway.

The past three Saturday nights (1/8, 1/15, 1/22) residents of 85321 Ave 44, in the city of Coachella, have held events with live music at decibels so high we must close all our windows to escape the blasting noise. We cannot sit in our yards comfortably when this occurs. In fact, the event on January 15th continued until 1 am! Needless to say, it is difficult to sleep until the event ends. These events, promoted with event parking signs at the driveway entrance started in 2021, and are in violation of Title 7.04, Noise Control.

Many of us called Sheriff Dispatch multiple times seeking their assistance. Sometimes sheriffs are dispatched, sometimes not. According to Rene Rosales, Coachella's Code Compliance Manager, the city is aware of the problem but is short staffed and has been unsuccessful in its attempts to reach the homeowner. Mr. Rosales also confirmed the homeowner does not have a permit for such events.

We respectfully request that this weekly disturbance of the peace be addressed immediately by the City and law enforcement. Many of us moved here recently for a quality of life we are being denied. We look forward to a speedy resolution.

Print Name

Address

E-mail address

Deborah Schuster 85799 Burano Pl. deborahschuster@me.com *DS*

John Stricklin 85773 Burano Pl j david95648@hotmail.com *JS*

~~DAVE~~ MAYO ~~Chaspy Mayo~~ 85790 Burano Pl. cm101760@aol.com

Lain Merritt 85759 Burano Pl. +EMER2H4254@gmail.com

Obba Galeazzi 85743 Burano Pl dgaleazzi@outlook.com

Eric Schneider 85735 Burano Pl *ES*

Pam Eggleston 43991 Treviso Dr Pamela H Eggleston

Maureen + Joe Dougherty 43957 Treviso Dr. *MD*

ROBERT & SUSAN TAYLOR 85759 BARDOLINO *Robert Taylor*

KAREN & STEPHEN Losh 85775 Bardolino Way *K Stephen Losh*

Jenifer Coles 85783 Bardolino Way jenifercole@yahoo.com

Margie Nagata 85771 Bardolino Way jenifer Coles
 nagata.margie@gmail.com Margie Nagata

Angelita Smith 85560 Treviso Drive, Indio CA

Fred Prudhomme 85560 Treviso Dr. Fprudhomme@aol.com *FP*

SAM & KAREN SALAMONE 43915 Treviso Dr KJS1011@aol.com

Thomas Hernandez 43887 Treviso Dr. Dochboy1@yahoo.com

OT 43890 Treviso Dr Indio CA 92203

JAMES REPP 43874 Treviso Dr. INDCO *James Repp*

Deborah Klaus 85835 Burano PL deborah.klaus7777@gmail.com

Tim Boyce 44160 Triolo Way 92201

ERIK KILBO 43675 BROVELLO DR INDIO, CA 92203 *Erik Kilbo*

DAVID WILLIAMS 43790 HERZELODE WAY, INDIO, CA 92203 ANDERSONVILLE *David Williams*

Lou Ann Karamazov 85751 Burano Pl. Indio 92203 barrigue@yahoo.com *Lou Ann*

M Karamazovi " " " " *M Karamazovi*

From: kjs1011@aol.com
To: [Gabriel Perez](#)
Subject: 85321 Avenue 44...ie PARTY HOUSE
Date: Sunday, April 3, 2022 11:04:41 AM

I understand the venue located off Avenue 44 (85321 Avenue 44) near Four Seasons is applying for a license/permit for their events.

Let me say this venue has been nothing but a noise issue since they started! We cannot open our windows, sit in our yards, entertain outside or anything else because the music is So Loud!

I cannot believe they are being allowed to do this so close to residences! We have lived here since 2019 and it has been quiet up until this place started with their events! It makes weekends here completely unbearable. Not only is it loud but Avenue 44 is very dark when the sun goes down and I can't help but think of all the accidents that will occur when the events let out. I'm sure alcohol is being served at these events!

My Husband and I are very concerned about a permit/license being granted to this venue!

If you don't believe us about the noise you should get over here and listen for yourself!

I guarantee there will be a whole lot of complaints regarding the noise every time it happens if there is no resolve to this!

Please reconsider giving them a venue license!

Karen Salamone
43875 Treviso Drive
Indio CA 92203

From: [Larry Caris](#)
To: [Gabriel Perez](#)
Subject: Special Event Application
Date: Sunday, April 3, 2022 8:32:46 PM

Dear Mr. Perez,

My wife and I are homeowners at K.Hovnanian's Four Seasons at Terra Lago. Our home backs up to Avenue 44 east of the dirt road leading to Rancho Escondido, the proposed venue. To say that my wife and I are not happy campers regarding this venue is an understatement! Since we moved to our new home in December, 2021, there have been a number of events at this proposed location which have featured extremely loud music on Saturday evenings which have lasted well beyond the 11:00 PM limit, with one even ending at about 1:00 AM!!

When the music is playing, it is impossible to enjoy our backyard, and we even hear the music in our house with the windows closed, making it extremely difficult to sleep. This is not right, nor is it fair.

We wish the owners of the venue no ill will. We just ask that they recognize that they do have neighbors, and that they have the common decency to respect noise and time ordinances.

Sincerely,
Larry & Phyllis Caris

From: [Lou ann Karimabadi](#)
To: [Gabriel Perez](#)
Subject: Rancho Escondido Request for Special Event Facility
Date: Tuesday, March 29, 2022 8:28:15 AM

Hello Mr. Perez,

I am writing to comment on the request for a Special Event Facility on Ave. 44, Coachella. I just want to let you know that while I do not object to a family having a business, it has been some concern of the noise levels that have been occurring for quite some time at the property. I live across the road in Four Seasons Terra Lago 55 plus community and the noise from the music has at many times been so loud that you can feel it pounding in your chest and m any times far into the morning hours, i.e. 2:30 a.m. Many residents have called the police.

Also, with a venue that is requesting up to 200 people, traffic is a large concern especially if alcohol will be served.

Again, I do not object to a business and a family's livelihood, I just hope that the City will require compliance with and enforce Code Violations of any kind if indeed, this venue is approved.

Thank you.

Lou Ann Karimabadi
949-940-5347
barrique@yahoo.com

From: [Michelle F](#)
To: [Gabriel Perez](#)
Subject: Noise issue
Date: Sunday, April 3, 2022 10:02:45 AM

Hello,

I am building a home in Four Seasons Terra Lago and just got wind of a "party house" on avenue 44 in which appears to be right behind where I am building as well as the entire phase of new homes. I'm sure you are aware this is a 55 plus community and generally speaking, we are looking for a quiet and calm environment. I understand the noise levels from this house go on way past midnight exceeding noise ordinance levels. I also understand they are trying to obtain some kind of license. While I don't want to get in the way of someone's livelihood, I certainly want to be able to have a good night's sleep so I oppose anything that will get in the way of that and the noise level sounds like it's going to be way too much. It sounds like the police are being contacted continuously regarding this nuisance wasting tax dollars. Please do something to take care of this nuisance so it doesn't continue.

Thank you,

Michelle Frye

From: [Tom and Julie](#)
To: [Gabriel Perez](#)
Subject: Rancho Escondido entertainment noise concerns
Date: Monday, April 4, 2022 12:06:21 PM

4/4/2022

Dear Gabriel Perez,

My name is Julie Christenson and I'm a resident of Four Seasons Terra Lago. Your name was given to me as a contact to email for the City of Coachella about my concerns. I'm writing you regarding the property named Rancho Escondido, address 85321 Avenue 44 in Coachella. It's my understanding the homeowner is currently applying for a permit to host music events for up to 200 people.

Based on previously held music events at this address, prior to having an approved permit, I have concerns about the environmental and quality of life it has created during the events. The excessive noise seems to have been beyond the city established decibel level as well as the time limits established by the city.

Under Title 7, Chapter 7.04.040, "Prohibited noise generally", the events held have met many of the violation guidelines. The events have also fallen under Chapter 7.04.050- "Disturbing excessive, offensive noises, Declaration of certain acts constituting." As well as Chapter 7.04.030, "Sound level limits as related to fixed noise sources".

I understand the homeowner is working diligently to meet the requirements of the permit application to hold these events. It's been brought to my attention the homeowner is trying to provide a livelihood for her family with the income from the events and I have no ill will towards her or her means, but based on passed events held and the disregard of the city ordinances for such events, I'm concerned about future compliance city ordinances. Additional concerns are:

- * Is alcohol being served at the events and how is excessive alcohol use going to be addressed?
- * The entrance to the event is located on a two-lane street that doesn't have a street light which creates a traffic safety concern
- * Traffic management for patron arrival and departure

Thank you for your consideration,
Julie Christenson



STAFF REPORT
7/27/2022

TO: Honorable Mayor and City Council Members

FROM: Cástulo R. Estrada

SUBJECT: Adopt Resolution No. SD-2022-04 Authorizing the Collection of Residential Sanitary Sewer Rates for Fiscal Year 2022/2023 Through the County of Riverside Tax Roll

STAFF RECOMMENDATION:

Adopt Resolution No. SD-2022-04 Authorizing the Collection of Residential Sanitary Sewer Rates for Fiscal Year 2022/2023 through the County of Riverside Tax Roll

EXECUTIVE SUMMARY:

On June 10, 2015, the Board adopted Resolution No. SD 2015-04 which approved the placement of the sewer charges on the Riverside County tax roll. On February 28, 2018, the Board approved Ordinance No. SD-06 adopting new or increased rates for its sewer charges commencing July 1, 2018.

Each single family residential parcel in the City that receives sewer service shall each year pay the City a charge to fund operation, maintenance, and capital costs associated with the city's sewer system. This Sewer Charge shall remain in effect until repealed or modified by Ordinance of the Board.

For Fiscal Year 2022/2023, 6,879 parcels are currently eligible for the sewer service charge for a total preliminary levy amount of \$4,106,534.40. The rates in effect for the Fiscal Year 2022/2023 are unchanged from the rates for Fiscal Year 2021/2022, as authorized under Ordinance No. SD-06.

Residential sewer charges are collected across the Coachella Valley on the County Tax Roll by all agencies providing service: Coachella Sanitary District, Valley Sanitary District, which also serves a portion of Coachella, Coachella Valley Water District and the City of Palm Springs.

Attached to this item is the Fiscal Year 2022/2023 preliminary sewer charge roll.

FISCAL IMPACT:

No Fiscal Impact

RESOLUTION NO. SD-2022-04

RESOLUTION OF THE BOARD OF DIRECTORS OF THE COACHELLA SANITARY DISTRICT, CALIFORNIA, AUTHORIZING THE COLLECTION OF RESIDENTIAL SANITARY SEWER RATES FOR FISCAL YEAR 2021/2022 THROUGH THE COUNTY OF RIVERSIDE TAX ROLL, AT THE SAME TIME AND MANNER AS GENERAL TAXES.

WHEREAS, Coachella Sanitary District (District) is a sanitary district duly organized and existing under and pursuant to the Sanitary District Act of 1923, Part 1 of Division 6 of the California Health and Safety Code (the “Act”); and

WHEREAS, June 10, 2015, the Board of Directors of the Coachella Sanitary District, pursuant to California Health and Safety Code Sections 5473 *et seq.*, adopted an ordinance by two-thirds vote of the District revising its Municipal Code to allow for the collection of such residential sanitary sewer charges on the tax roll, in the same manner and at the same time as general taxes;

WHEREAS, pursuant to California Health and Safety Code Section 5473 *et seq.*, a written report (the ‘Report’), a copy of which is attached hereto and by this reference incorporated herein, has been filed with the Secretary of the District describing each parcel of real property subject to said sanitary sewer rate charges and the amount of said sanitary sewer charges to be imposed thereon for Fiscal Year 2022-2023; and

WHEREAS, the District has caused notice of the filing of the Report to be published and has given notice of the hearing to consider such Report in accordance with California Health and Safety Code Section 5473.1; and

WHEREAS, the District has determined to adopt the Report and collect said sanitary sewer charges on the tax roll, which sanitary sewer charges shall constitute a lien against the parcels or parcels of land described in the Report in accordance with California Health and Safety Code Sections 5473 *et seq.*

NOW, THEREFORE, BE IT RESOLVED, BY THE BOARD OF DIRECTORS OF THE COACHELLA SANITARY DISTRICT, COACHELLA, CALIFORNIA, AS FOLLOWS:

Section 1. The above recitals are true and correct.

Section 2. The Board of Directors of the Coachella Sanitary District hereby adopts the Report as presented.

Section 3. The Secretary is hereby directed to file a copy of the Report with the Riverside County Recorder’s Office, together with a statement endorsed thereon over his/her signature that the Report has been adopted by the Board of Directors and shall request that said sanitary sewer charges and utility users tax be entered against the respective lots and parcels of land as they appear on the current assessment roll pursuant to California Health and Safety Code Sections 5473 *et seq.*

PASSED, APPROVED and ADOPTED this 27th day of July 2022.

Steven A. Hernandez
President

ATTEST:

Angela M. Zepeda
Secretary

APPROVED AS TO FORM:

Carlos Campos
Attorney

STATE OF CALIFORNIA)
COUNTY OF RIVERSIDE) ss.
CITY OF COACHELLA)

I HEREBY CERTIFY that the foregoing Resolution No. SD-2022-04 was duly adopted by the Board of Directors of the Coachella Sanitary District at a regular meeting thereof, held on the 27th day of July 2021, by the following vote of the Board:

AYES:

NOES:

ABSENT:

ABSTAIN:

Andrea J. Carranza, MMC
Deputy City Clerk



City of Coachella

Sewer Charge Report

FISCAL YEAR 2022/2023
PRELIMINARY SEWER CHARGE REPORT

July 2022

27368 Via Industria, Suite 200
Temecula, California 92590
T. 951.587.3500 800.755.6864
F. 951.587.3510 888.326.6864

www.willdan.com/financial



TABLE OF CONTENTS

<i>I.</i>	<i>OVERVIEW</i>	1
	A. INTRODUCTION	1
<i>II.</i>	<i>DESCRIPTION OF THE DISTRICT</i>	1
	A. DISTRICT INFORMATION	1
<i>III.</i>	<i>ANNUAL CHARGE</i>	2
	A. CALCULATION OF SEWER CHARGE	2
	B. PRELIMINARY LEVY 2022/2023	2
	C. PRELIMINARY SEWER CHARGE ROLL	2

I. OVERVIEW

A. INTRODUCTION

The Coachella Sanitary District is a sanitary district duly organized and existing under and pursuant to the Sanitary District Act of 1923, Part 1 of Division 6 of the California Health and Safety Code. On May 28, 2008, the Board of Directors of the Coachella Sanitary District (the “Board”) adopted Ordinance No. 5 establishing the sewer charge pursuant to Article XIID, section 6(a). The City Council adopted Chapter 4.10 of the Coachella Municipal Code imposing an annual charge for sewer service to each parcel in the City. On June 10, 2015, the Board adopted Resolution No. SD 2015-04 which approved the placement of the sewer charges on the Riverside County tax roll. On February 28, 2018, the Board approved Ordinance No. SD-06 adopting new or increased rates for its sewer charges commencing July 1, 2018.

Pursuant to section 5473 of the Health and Safety Code, this report is a yearly requirement, which contains a description of each parcel subject to the sewer charge and the amount of the charge for each parcel for the fiscal year. It shall be on file with the City Clerk of the City of Coachella and available for public inspection prior to the yearly noticed public hearing. At the conclusion of the public hearing, the City Council may adopt a resolution confirming the sewer charges for the fiscal year.

II. DESCRIPTION OF THE DISTRICT

A. DISTRICT INFORMATION

Currently, the City owns and operates a wastewater collection and treatment plant. The District provides sewer service to approximately 7,000 customers. Monthly rates for sewer service charges charged to system users are the primary source of revenue to operate the sewer system. Sewer service charges fund costs related to system operations, maintenance, capital projects, debt service, administration, as well as costs related to prudent long-term operational or financial management of the utilities, such as maintaining adequate fund reserves and planning for contingencies. Revenues received from sewer service charges are used solely to fund the sewer enterprise.

The existing rates for sewer service charges are based on a comprehensive rate study prepared by an independent consultant. The City of Coachella will annually review revenues and expenditures for the sewer fund to ensure that sufficient and appropriate revenues are collected to effectively provide for the short and long-term sewer service needs of the community. Any new or increased charges above the previously approved rates and levied by City Council are subject to the procedural requirements of Article XIID.

III. ANNUAL CHARGE

A. CALCULATION OF SEWER CHARGE

Each single-family residential parcel in the City that receives sewer service shall each year pay the City a charge to fund operation, maintenance, and capital costs associated with the city’s sewer system. This Sewer Charge shall remain in effect until repealed or modified by Ordinance of the City Council.

The Fiscal Year 2022/2023 charges for each customer class are as follows:

Class	Number of Units	Monthly Charge per Unit
Single Family Residential	1	\$49.74

This land use is assessed 1.0 unit per lot or parcel. Each parcel’s customer class is determined by its assigned land use code per the records of the County of Riverside. The sewer service charge imposed on single family property is applied to and collected annually on the County property tax bill.

B. PRELIMINARY LEVY 2022/2023

The following table shows the preliminary number of parcels that can be levied along with the preliminary levy amount for Fiscal Year 2022/2023.

District	Number of Parcels Levied	2022/2023 Preliminary Levy
Sewer Charge Ordinance	6,879	\$4,106,534.40

For Fiscal Year 2022/2023, 6,879 parcels are currently eligible for the sewer service charge for a total preliminary levy amount of \$4,106,534.40. The rates in effect for the Fiscal Year 2022/2023 are unchanged from the rates for Fiscal Year 2021/2022.

C. PRELIMINARY SEWER CHARGE ROLL

The following pages show the Fiscal Year 2022/2023 preliminary sewer charge roll.

CITY OF COACHELLA
 COACHELLA SANITARY DISTRICT
 FISCAL YEAR 2022/2023 PRELIMINARY ROLL

ASSESSOR'S PARCEL NUMBER	SITUS ADDRESS	UNITS	CHARGE
009-711-742	86079 PALMERAS CIR	1	\$596.88
009-711-822	51299 PALMERAS CIR	1	596.88
009-711-825	86025 PALMERAS CIR	1	596.88
009-712-246	51123 PALOMA DR ##57	1	596.88
009-712-581	86056 PALMERAS CIR	1	596.88
009-712-737	86076 PALMERAS CIR	1	596.88
009-713-017	86086 PALMERAS CIR	1	596.88
009-713-318	86010 PALMERAS CIR	1	596.88
009-717-163	51493 PALMERAS CIR	1	596.88
603-270-021	49604 AVENIDA DE ORO	1	596.88
603-281-001	49780 AVENIDA DE ORO	1	596.88
603-281-002	49808 AVENIDA DE ORO	1	596.88
603-281-003	49828 AVENIDA DE ORO	1	596.88
603-281-004	49856 AVENIDA DE ORO	1	596.88
603-281-005	49884 AVENIDA DE ORO	1	596.88
603-281-006	49912 AVENIDA DE ORO	1	596.88
603-281-007	49940 AVENIDA DE ORO	1	596.88
603-281-008	49968 AVENIDA DE ORO	1	596.88
603-281-009	49998 AVENIDA DE ORO	1	596.88
603-281-010	84791 VIA CONCHILLA	1	596.88
603-281-011	49815 AVENIDA DE PLATA	1	596.88
603-281-012	49845 AVENIDA DE PLATA	1	596.88
603-281-013	49875 AVENIDA DE PLATA	1	596.88
603-281-014	49905 AVENIDA DE PLATA	1	596.88
603-281-015	49935 AVENIDA DE PLATA	1	596.88
603-281-016	49965 AVENIDA DE PLATA	1	596.88
603-281-017	84805 AVENUE 50	1	596.88
603-281-018	84801 VIA CONCHILLA	1	596.88
603-281-019	84811 VIA CONCHILLA	1	596.88
603-281-020	84821 VIA CONCHILLA	1	596.88
603-281-021	84831 VIA CONCHILLA	1	596.88
603-281-022	84841 VIA CONCHILLA	1	596.88
603-281-023	49851 AVENIDA DE PLATINA	1	596.88
603-281-024	49818 AVENIDA DE PLATINA	1	596.88
603-281-025	49848 AVENIDA DE PLATINA	1	596.88
603-281-026	49878 AVENIDA DE PLATINA	1	596.88
603-281-027	49908 AVENIDA DE PLATINA	1	596.88
603-281-028	49938 AVENIDA DE PLATINA	1	596.88
603-281-029	49968 AVENIDA DE PLATINA	1	596.88
603-281-030	84855 AVENUE 50	1	596.88
603-282-001	49846 AVENIDA DE PLATA	1	596.88
603-282-002	49878 AVENIDA DE PLATA	1	596.88
603-282-003	49908 AVENIDA DE PLATA	1	596.88
603-282-004	49938 AVENIDA DE PLATA	1	596.88
603-282-005	49968 AVENIDA DE PLATA	1	596.88
603-282-006	49998 AVENIDA DE PLATA	1	596.88
603-282-007	84812 VIA CONCHILLA	1	596.88
603-282-008	49875 AVENIDA DE PLATINA	1	596.88
603-282-009	49905 AVENIDA DE PLATINA	1	596.88
603-282-010	49935 AVENIDA DE PLATINA	1	596.88
603-282-011	49965 AVENIDA DE PLATINA	1	596.88
603-282-012	49997 AVENIDA DE PLATINA	1	596.88
603-401-004	49999 AVENIDA DEL PARQUE	1	596.88
603-401-005	49975 AVENIDA DEL PARQUE	1	596.88
603-401-006	49963 AVENIDA DEL PARQUE	1	596.88
603-401-007	49945 AVENIDA DEL PARQUE	1	596.88
603-401-008	49927 AVENIDA DEL PARQUE	1	596.88
603-401-009	49909 AVENIDA DEL PARQUE	1	596.88
603-401-010	49891 AVENIDA DEL PARQUE	1	596.88
603-401-011	84661 CORTE DEL PARQUE	1	596.88
603-401-012	84671 CORTE DEL PARQUE	1	596.88
603-401-013	49873 AVENIDA DEL PARQUE	1	596.88
603-402-001	49838 AVENIDA DEL PARQUE	1	596.88
603-402-002	49848 AVENIDA DEL PARQUE	1	596.88
603-402-003	49866 AVENIDA DEL PARQUE	1	596.88
603-402-004	49884 AVENIDA DEL PARQUE	1	596.88
603-402-005	49902 AVENIDA DEL PARQUE	1	596.88
603-402-006	49920 AVENIDA DEL PARQUE	1	596.88
603-402-007	49938 AVENIDA DEL PARQUE	1	596.88
603-402-008	49956 AVENIDA DEL PARQUE	1	596.88
603-402-009	49974 AVENIDA DEL PARQUE	1	596.88
603-402-010	49998 AVENIDA DEL PARQUE	1	596.88
603-410-001	49661 CALLE DE VEGA	1	596.88
603-410-002	49641 CALLE DE VEGA	1	596.88
603-410-003	49621 CALLE DE VEGA	1	596.88
603-410-004	49601 CALLE DE VEGA	1	596.88
603-410-005	49581 CALLE DE VEGA	1	596.88
603-410-006	49561 CALLE DE VEGA	1	596.88
603-410-007	49541 CALLE DE VEGA	1	596.88
603-410-026	49740 AVENIDA CORTEZ	1	596.88
603-410-027	49760 AVENIDA CORTEZ	1	596.88
603-410-028	49780 AVENIDA CORTEZ	1	596.88
603-410-029	49800 AVENIDA CORTEZ	1	596.88
603-410-030	49820 AVENIDA CORTEZ	1	596.88
603-410-031	49840 AVENIDA CORTEZ	1	596.88

CITY OF COACHELLA
 COACHELLA SANITARY DISTRICT
 FISCAL YEAR 2022/2023 PRELIMINARY ROLL

ASSESSOR'S PARCEL NUMBER	SITUS ADDRESS	UNITS	CHARGE
603-410-032	49860 AVENIDA CORTEZ	1	596.88
603-410-033	49880 AVENIDA CORTEZ	1	596.88
603-410-034	49900 AVENIDA CORTEZ	1	596.88
603-410-035	49920 AVENIDA CORTEZ	1	596.88
603-410-036	49940 AVENIDA CORTEZ	1	596.88
603-410-037	49970 AVENIDA CORTEZ	1	596.88
603-410-038	49980 AVENIDA CORTEZ	1	596.88
603-410-039	84601 VERA CRUZ	1	596.88
603-410-040	332 VILLAGE RD	1	596.88
603-410-041	84581 VERA CRUZ	1	596.88
603-410-042	84571 VERA CRUZ	1	596.88
603-410-043	49521 CALLE DE VEGA	1	596.88
603-410-044	84510 CALLE LEON	1	596.88
603-410-045	84520 CALLE LEON	1	596.88
603-410-046	84530 CALLE LEON	1	596.88
603-410-047	84540 CALLE LEON	1	596.88
603-410-048	84550 CALLE LEON	1	596.88
603-410-049	84560 CALLE LEON	1	596.88
603-410-050	84570 CALLE LEON	1	596.88
603-410-051	84580 CALLE LEON	1	596.88
603-410-052	84590 CALLE LEON	1	596.88
603-410-053	84600 CALLE LEON	1	596.88
603-410-054	49520 AVENIDA CORTEZ	1	596.88
603-410-055	49540 AVENIDA CORTEZ	1	596.88
603-410-056	49560 AVENIDA CORTEZ	1	596.88
603-410-057	49580 AVENIDA CORTEZ	1	596.88
603-410-058	49600 AVENIDA CORTEZ	1	596.88
603-410-059	49620 AVENIDA CORTEZ	1	596.88
603-410-060	49640 AVENIDA CORTEZ	1	596.88
603-410-061	49660 AVENIDA CORTEZ	1	596.88
603-410-062	49680 AVENIDA CORTEZ	1	596.88
603-410-063	49700 AVENIDA CORTEZ	1	596.88
603-410-064	49720 AVENIDA CORTEZ	1	596.88
603-411-001	84551 VERA CRUZ	1	596.88
603-411-002	84541 VERA CRUZ	1	596.88
603-411-003	84531 VERA CRUZ	1	596.88
603-411-004	84521 VERA CRUZ	1	596.88
603-411-005	84511 VERA CRUZ	1	596.88
603-411-006	84501 VERA CRUZ	1	596.88
603-411-007	84500 VERA CRUZ	1	596.88
603-411-008	84510 VERA CRUZ	1	596.88
603-411-009	84520 VERA CRUZ	1	596.88
603-411-010	84530 VERA CRUZ	1	596.88
603-411-011	84540 VERA CRUZ	1	596.88
603-411-012	84550 VERA CRUZ	1	596.88
603-411-013	84560 VERA CRUZ	1	596.88
603-411-014	84570 VERA CRUZ	1	596.88
603-411-015	84580 VERA CRUZ	1	596.88
603-411-016	84590 VERA CRUZ	1	596.88
603-411-017	84591 VIA HERMOSA	1	596.88
603-411-018	84581 VIA HERMOSA	1	596.88
603-411-019	84571 VIA HERMOSA	1	596.88
603-411-020	84561 VIA HERMOSA	1	596.88
603-411-021	84551 VIA HERMOSA	1	596.88
603-411-022	84541 VIA HERMOSA	1	596.88
603-411-023	84531 VIA HERMOSA	1	596.88
603-411-024	84521 VIA HERMOSA	1	596.88
603-411-025	84511 VIA HERMOSA	1	596.88
603-411-026	84501 VIA HERMOSA	1	596.88
603-411-027	84500 VIA HERMOSA	1	596.88
603-411-028	84510 VIA HERMOSA	1	596.88
603-411-029	84520 VIA HERMOSA	1	596.88
603-411-030	84530 VIA HERMOSA	1	596.88
603-411-031	84540 VIA HERMOSA	1	596.88
603-411-032	84550 VIA HERMOSA	1	596.88
603-411-033	84560 VIA HERMOSA	1	596.88
603-411-034	84570 VIA HERMOSA	1	596.88
603-411-035	84580 VIA HERMOSA	1	596.88
603-411-036	84590 VIA HERMOSA	1	596.88
603-411-037	84591 VIA DURANGO	1	596.88
603-411-038	84581 VIA DURANGO	1	596.88
603-411-039	84571 VIA DURANGO	1	596.88
603-411-040	84561 VIA DURANGO	1	596.88
603-411-041	84551 VIA DURANGO	1	596.88
603-411-042	84541 VIA DURANGO	1	596.88
603-411-043	84531 VIA DURANGO	1	596.88
603-411-044	84521 VIA DURANGO	1	596.88
603-411-045	84511 VIA DURANGO	1	596.88
603-411-046	84501 VIA DURANGO	1	596.88
603-411-047	84500 VIA DURANGO	1	596.88
603-411-048	84510 VIA DURANGO	1	596.88
603-411-049	84520 VIA DURANGO	1	596.88
603-411-050	84530 VIA DURANGO	1	596.88
603-411-051	84540 VIA DURANGO	1	596.88
603-411-052	84550 VIA DURANGO	1	596.88

CITY OF COACHELLA
 COACHELLA SANITARY DISTRICT
 FISCAL YEAR 2022/2023 PRELIMINARY ROLL

ASSESSOR'S PARCEL NUMBER	SITUS ADDRESS	UNITS	CHARGE
603-411-053	84560 VIA DURANGO	1	596.88
603-411-054	84570 VIA DURANGO	1	596.88
603-411-055	84580 VIA DURANGO	1	596.88
603-411-056	84590 VIA DURANGO	1	596.88
603-411-057	84591 PASEO LAREDO	1	596.88
603-411-058	84581 PASEO LAREDO	1	596.88
603-411-059	84571 PASEO LAREDO	1	596.88
603-411-060	84561 PASEO LAREDO	1	596.88
603-411-061	84551 PASEO LAREDO	1	596.88
603-411-062	84541 PASEO LAREDO	1	596.88
603-411-063	84531 PASEO LAREDO	1	596.88
603-411-064	84521 PASEO LAREDO	1	596.88
603-411-065	84511 PASEO LAREDO	1	596.88
603-411-066	84501 PASEO LAREDO	1	596.88
603-412-005	49560 CALLE DE VEGA	1	596.88
603-412-006	49580 CALLE DE VEGA	1	596.88
603-412-007	49600 CALLE DE VEGA	1	596.88
603-412-008	49620 CALLE DE VEGA	1	596.88
603-412-009	49640 CALLE DE VEGA	1	596.88
603-412-010	49660 CALLE DE VEGA	1	596.88
603-412-018	84550 PASEO LAREDO	1	596.88
603-412-019	84560 PASEO LAREDO	1	596.88
603-412-020	84570 PASEO LAREDO	1	596.88
603-412-021	49661 AVENIDA CORTEZ	1	596.88
603-412-022	49641 AVENIDA CORTEZ	1	596.88
603-412-023	49621 AVENIDA CORTEZ	1	596.88
603-412-024	49601 AVENIDA CORTEZ	1	596.88
603-412-025	49581 AVENIDA CORTEZ	1	596.88
603-412-026	49561 AVENIDA CORTEZ	1	596.88
603-412-027	84561 CALLE LEON	1	596.88
603-412-028	84551 CALLE LEON	1	596.88
603-412-029	84541 CALLE LEON	1	596.88
603-421-002	49045 JAZMIN ST	1	596.88
603-421-003	49075 JAZMIN ST	1	596.88
603-421-004	49105 JAZMIN ST	1	596.88
603-421-005	49135 JAZMIN ST	1	596.88
603-421-006	49165 JAZMIN ST	1	596.88
603-421-007	49195 JAZMIN ST	1	596.88
603-421-008	49225 JAZMIN ST	1	596.88
603-421-009	49007 JAZMIN ST	1	596.88
603-421-010	49015 JAZMIN ST	1	596.88
603-422-001	84455 MARGARITA AVE	1	596.88
603-422-002	84443 MARGARITA AVE	1	596.88
603-422-003	84431 MARGARITA AVE	1	596.88
603-422-004	84419 MARGARITA AVE	1	596.88
603-422-005	84407 MARGARITA AVE	1	596.88
603-422-006	84395 MARGARITA AVE	1	596.88
603-422-007	84383 MARGARITA AVE	1	596.88
603-422-008	84371 MARGARITA AVE	1	596.88
603-422-009	84359 MARGARITA AVE	1	596.88
603-422-010	84347 MARGARITA AVE	1	596.88
603-422-011	84335 MARGARITA AVE	1	596.88
603-422-012	84323 MARGARITA AVE	1	596.88
603-422-013	49070 JAZMIN ST	1	596.88
603-422-014	49100 JAZMIN ST	1	596.88
603-422-015	49130 JAZMIN ST	1	596.88
603-422-016	49160 JAZMIN ST	1	596.88
603-422-017	49190 JAZMIN ST	1	596.88
603-422-018	49220 JAZMIN ST	1	596.88
603-422-019	49225 TULIPAN ST	1	596.88
603-422-020	49195 TULIPAN ST	1	596.88
603-422-021	49165 TULIPAN ST	1	596.88
603-422-024	84360 ROSAL AVE	1	596.88
603-422-025	84372 ROSAL AVE	1	596.88
603-422-026	84384 ROSAL AVE	1	596.88
603-422-027	84386 ROSAL AVE	1	596.88
603-422-028	84408 ROSAL AVE	1	596.88
603-422-029	84420 ROSAL AVE	1	596.88
603-422-030	84436 ROSAL AVE	1	596.88
603-422-031	84444 ROSAL AVE	1	596.88
603-422-032	84456 ROSAL AVE	1	596.88
603-422-034	49135 TULIPAN ST	1	596.88
603-422-035	49105 TULIPAN ST	1	596.88
603-422-036	84336 ROSAL AVE	1	596.88
603-422-037	84348 ROSAL AVE	1	596.88
603-423-001	84455 ROSAL AVE	1	596.88
603-423-002	84443 ROSAL AVE	1	596.88
603-423-003	84431 ROSAL AVE	1	596.88
603-423-004	84419 ROSAL AVE	1	596.88
603-423-005	84407 ROSAL AVE	1	596.88
603-423-006	84395 ROSAL AVE	1	596.88
603-423-007	84383 ROSAL AVE	1	596.88
603-423-011	84396 AMAPOLA LN	1	596.88
603-423-012	84408 AMAPOLA LN	1	596.88
603-423-013	84420 AMAPOLA LN	1	596.88

CITY OF COACHELLA
 COACHELLA SANITARY DISTRICT
 FISCAL YEAR 2022/2023 PRELIMINARY ROLL

ASSESSOR'S PARCEL NUMBER	SITUS ADDRESS	UNITS	CHARGE
603-423-014	84432 AMAPOLA LN	1	596.88
603-423-015	84444 AMAPOLA LN	1	596.88
603-423-016	84456 AMAPOLA LN	1	596.88
603-423-017	49220 TULIPAN ST	1	596.88
603-423-021	49255 ORQUIDEA LN	1	596.88
603-423-023	49160 TULIPAN ST	1	596.88
603-423-024	49190 TULIPAN ST	1	596.88
603-423-025	84371 ROSAL AVE	1	596.88
603-423-026	84373 ROSAL AVE	1	596.88
603-424-001	84300 MARGARITA AVE	1	596.88
603-424-002	84312 MARGARITA AVE	1	596.88
603-424-003	84324 MARGARITA AVE	1	596.88
603-424-004	84336 MARGARITA AVE	1	596.88
603-424-005	84348 MARGARITA AVE	1	596.88
603-424-006	84360 MARGARITA AVE	1	596.88
603-424-007	84372 MARGARITA AVE	1	596.88
603-424-008	84384 MARGARITA AVE	1	596.88
603-424-009	84396 MARGARITA AVE	1	596.88
603-424-010	84408 MARGARITA AVE	1	596.88
603-424-011	84420 MARGARITA AVE	1	596.88
603-424-012	84432 MARGARITA AVE	1	596.88
603-424-013	84444 MARGARITA AVE	1	596.88
603-424-014	84456 MARGARITA AVE	1	596.88
603-424-015	84468 MARGARITA ST	1	596.88
603-424-016	49070 HIBISCO ST	1	596.88
603-424-017	49100 HIBISCO ST	1	596.88
603-424-018	49130 HIBISCO ST	1	596.88
603-424-024	49136 HIBISCO ST	1	596.88
603-424-025	49152 HIBISCO ST	1	596.88
603-424-026	49170 HIBISCO ST	1	596.88
603-424-027	49186 HIBISCO ST	1	596.88
603-424-028	49202 HIBISCO ST	1	596.88
603-424-029	49220 HIBISCO ST	1	596.88
603-424-030	49236 HIBISCO ST	1	596.88
603-424-031	49254 HIBISCO ST	1	596.88
603-441-001	49133 SIERRA ST	1	596.88
603-441-002	49111 SIERRA ST	1	596.88
603-441-003	49087 SIERRA ST	1	596.88
603-441-004	49071 SIERRA ST	1	596.88
603-441-005	84064 MEADOWS LN	1	596.88
603-441-006	84076 MEADOWS LN	1	596.88
603-441-007	84088 MEADOWS LN	1	596.88
603-441-008	84110 MEADOWS LN	1	596.88
603-441-009	84122 MEADOWS LN	1	596.88
603-441-012	49201 SUMMER ST	1	596.88
603-441-013	49179 SUMMER ST	1	596.88
603-441-014	49157 SUMMER ST	1	596.88
603-441-015	49135 SUMMER ST	1	596.88
603-441-016	49113 SUMMER ST	1	596.88
603-441-017	49091 SUMMER ST	1	596.88
603-441-018	49069 SUMMER ST	1	596.88
603-441-019	49023 SUMMER ST	1	596.88
603-441-020	49062 SUMMER ST	1	596.88
603-441-021	49066 SUMMER ST	1	596.88
603-441-022	49070 SUMMER ST	1	596.88
603-441-023	49088 SUMMER ST	1	596.88
603-441-024	49112 SUMMER ST	1	596.88
603-441-025	49134 SUMMER ST	1	596.88
603-441-026	49156 SUMMER ST	1	596.88
603-441-027	49178 SUMMER ST	1	596.88
603-441-028	49200 SUMMER ST	1	596.88
603-441-029	49199 SIERRA ST	1	596.88
603-441-030	49177 SIERRA ST	1	596.88
603-441-031	49155 SIERRA ST	1	596.88
603-442-001	84072 TERA VIS	1	596.88
603-442-002	84084 TERA VIS	1	596.88
603-442-003	84096 TERA VIS	1	596.88
603-442-004	84110 TERA VIS	1	596.88
603-442-005	84122 TERA VIS	1	596.88
603-442-006	84134 TERA VIS	1	596.88
603-442-007	84146 TERA VIS	1	596.88
603-442-008	84145 MEADOWS LN	1	596.88
603-442-009	84133 MEADOWS LN	1	596.88
603-442-010	84121 MEADOWS LN	1	596.88
603-442-011	84109 MEADOWS LN	1	596.88
603-442-012	84097 MEADOWS LN	1	596.88
603-442-013	84085 MEADOWS LN	1	596.88
603-442-014	84073 MEADOWS LN	1	596.88
603-442-015	84158 TERA VIS	1	596.88
603-442-016	84170 TERA VIS	1	596.88
603-442-017	84182 TERA VIS	1	596.88
603-442-018	84181 MEADOWS LN	1	596.88
603-442-019	84169 MEADOWS LN	1	596.88
603-442-020	84157 MEADOWS LN	1	596.88
603-443-001	84071 TERA VIS	1	596.88

CITY OF COACHELLA
 COACHELLA SANITARY DISTRICT
 FISCAL YEAR 2022/2023 PRELIMINARY ROLL

ASSESSOR'S PARCEL NUMBER	SITUS ADDRESS	UNITS	CHARGE
603-443-002	84083 TERA VIS	1	596.88
603-443-003	84095 TERA VIS	1	596.88
603-443-004	84107 TERA VIS	1	596.88
603-443-005	84119 TERA VIS	1	596.88
603-443-006	84131 TERA VIS	1	596.88
603-443-007	84143 TERA VIS	1	596.88
603-443-008	84074 FIESTA RD	1	596.88
603-443-009	84086 FIESTA RD	1	596.88
603-443-010	84098 FIESTA RD	1	596.88
603-443-011	84112 FIESTA RD	1	596.88
603-443-012	84124 FIESTA RD	1	596.88
603-443-013	84136 FIESTA RD	1	596.88
603-443-014	84148 FIESTA RD	1	596.88
603-443-015	84160 FIESTA RD	1	596.88
603-443-016	84172 FIESTA RD	1	596.88
603-443-017	84184 FIESTA RD	1	596.88
603-443-018	84179 TERA VIS	1	596.88
603-443-019	84167 TERA VIS	1	596.88
603-443-020	84155 TERA VIS	1	596.88
603-444-001	84148 MEADOWS LN	1	596.88
603-444-002	84160 MEADOWS LN	1	596.88
603-444-003	84172 MEADOWS LN	1	596.88
603-444-004	84184 MEADOWS LN	1	596.88
603-444-005	49072 BRIANNE LN	1	596.88
603-444-006	49090 BRIANNE LN	1	596.88
603-444-007	49114 BRIANNE LN	1	596.88
603-444-008	49136 BRIANNE LN	1	596.88
603-444-009	49158 BRIANNE LN	1	596.88
603-444-010	49180 BRIANNE LN	1	596.88
603-444-011	49202 BRIANNE LN	1	596.88
603-444-012	49224 BRIANNE LN	1	596.88
603-452-012	49246 BRIANNE LN	1	596.88
603-452-013	49268 BRIANNE LN	1	596.88
603-452-014	49290 BRIANNE LN	1	596.88
603-452-015	49312 BRIANNE LN	1	596.88
603-452-016	49334 BRIANNE LN	1	596.88
603-452-017	49346 BRIANNE LN	1	596.88
603-452-018	49358 BRIANNE LN	1	596.88
603-452-019	49360 BRIANNE LN	1	596.88
603-453-002	84183 FIESTA RD	1	596.88
603-453-003	84179 FIESTA RD	1	596.88
603-453-004	84167 FIESTA RD	1	596.88
603-453-005	84155 FIESTA RD	1	596.88
603-453-006	84143 FIESTA RD	1	596.88
603-453-007	84131 FIESTA RD	1	596.88
603-453-008	84119 FIESTA RD	1	596.88
603-453-009	84099 FIESTA RD	1	596.88
603-453-010	84095 FIESTA RD	1	596.88
603-453-011	84083 FIESTA RD	1	596.88
603-453-012	84071 FIESTA RD	1	596.88
603-453-013	84059 FIESTA RD	1	596.88
603-453-014	84047 FIESTA RD	1	596.88
603-453-015	84035 FIESTA RD	1	596.88
603-453-016	84023 FIESTA RD	1	596.88
603-453-018	84014 MAGNOLIA ST	1	596.88
603-453-019	84026 MAGNOLIA ST	1	596.88
603-453-020	84038 MAGNOLIA ST	1	596.88
603-453-021	84050 MAGNOLIA ST	1	596.88
603-453-022	84063 MAGNOLIA ST	1	596.88
603-453-023	84074 MAGNOLIA ST	1	596.88
603-453-024	84086 MAGNOLIA ST	1	596.88
603-453-025	84098 MAGNOLIA ST	1	596.88
603-453-026	84112 MAGNOLIA ST	1	596.88
603-453-027	84124 MAGNOLIA ST	1	596.88
603-453-028	84136 MAGNOLIA ST	1	596.88
603-453-029	84148 MAGNOLIA ST	1	596.88
603-453-030	84160 MAGNOLIA ST	1	596.88
603-453-031	84172 MAGNOLIA ST	1	596.88
603-453-032	84184 MAGNOLIA ST	1	596.88
603-454-001	84185 MAGNOLIA ST	1	596.88
603-454-002	84181 MAGNOLIA ST	1	596.88
603-454-003	84169 MAGNOLIA ST	1	596.88
603-454-004	84157 MAGNOLIA ST	1	596.88
603-454-005	84145 MAGNOLIA ST	1	596.88
603-454-006	84133 MAGNOLIA ST	1	596.88
603-454-007	84121 MAGNOLIA ST	1	596.88
603-454-008	84101 MAGNOLIA ST	1	596.88
603-454-009	84097 MAGNOLIA ST	1	596.88
603-454-010	84085 MAGNOLIA ST	1	596.88
603-454-011	84073 MAGNOLIA ST	1	596.88
603-454-012	84061 MAGNOLIA ST	1	596.88
603-454-013	84049 MAGNOLIA ST	1	596.88
603-454-014	84037 MAGNOLIA ST	1	596.88
603-454-015	84025 MAGNOLIA ST	1	596.88
603-454-016	84016 CALENDULA AVE	1	596.88

CITY OF COACHELLA
 COACHELLA SANITARY DISTRICT
 FISCAL YEAR 2022/2023 PRELIMINARY ROLL

ASSESSOR'S PARCEL NUMBER	SITUS ADDRESS	UNITS	CHARGE
603-454-017	84028 CALENDULA AVE	1	596.88
603-454-018	84040 CALENDULA AVE	1	596.88
603-454-019	84052 CALENDULA AVE	1	596.88
603-454-020	84064 CALENDULA AVE	1	596.88
603-454-021	84076 CALENDULA AVE	1	596.88
603-454-022	84088 CALENDULA AVE	1	596.88
603-454-023	84100 CALENDULA AVE	1	596.88
603-454-024	84114 CALENDULA AVE	1	596.88
603-454-025	84126 CALENDULA AVE	1	596.88
603-454-026	84138 CALENDULA AVE	1	596.88
603-454-027	84150 CALENDULA AVE	1	596.88
603-454-028	84162 CALENDULA AVE	1	596.88
603-454-029	84174 CALENDULA AVE	1	596.88
603-454-030	84186 CALENDULA AVE	1	596.88
603-455-001	49223 SUMMER ST	1	596.88
603-455-002	49235 SUMMER ST	1	596.88
603-455-003	49247 SUMMER ST	1	596.88
603-455-004	49259 SUMMER ST	1	596.88
603-455-005	49271 SUMMER ST	1	596.88
603-455-006	49283 SUMMER ST	1	596.88
603-455-007	49295 SUMMER ST	1	596.88
603-455-009	84023 CALENDULA AVE	1	596.88
603-455-010	84035 CALENDULA AVE	1	596.88
603-455-011	84047 CALENDULA AVE	1	596.88
603-455-012	84059 CALENDULA AVE	1	596.88
603-455-013	84071 CALENDULA AVE	1	596.88
603-455-014	84083 CALENDULA AVE	1	596.88
603-455-015	84095 CALENDULA AVE	1	596.88
603-455-016	84099 CALENDULA AVE	1	596.88
603-455-017	84119 CALENDULA AVE	1	596.88
603-455-018	84131 CALENDULA AVE	1	596.88
603-455-019	84143 CALENDULA AVE	1	596.88
603-455-020	84155 CALENDULA AVE	1	596.88
603-455-021	84167 CALENDULA AVE	1	596.88
603-455-022	84179 CALENDULA AVE	1	596.88
603-455-023	84183 CALENDULA AVE	1	596.88
603-490-003	84501 GUITRON ST	1	596.88
603-490-004	84511 CALLE GUITRON	1	596.88
603-490-005	84521 CALLE GUITRON	1	596.88
603-490-006	84531 CALLE GUITRON	1	596.88
603-490-007	84541 CALLE GUITRON	1	596.88
603-490-008	84551 CALLE GUITRON	1	596.88
603-490-009	84561 CALLE GUITRON	1	596.88
603-490-010	84571 GUITRON ST	1	596.88
603-490-011	84581 CALLE GUITRON	1	596.88
603-490-012	84591 CALLE GUITRON	1	596.88
603-490-013	84601 CALLE GUITRON	1	596.88
603-490-014	84611 CALLE GUITRON	1	596.88
603-490-015	84621 CALLE GUITRON	1	596.88
603-490-016	84631 CALLE GUITRON	1	596.88
603-490-017	84641 CALLE GUITRON	1	596.88
603-490-018	84651 CALLE GUITRON	1	596.88
603-490-019	84661 CALLE GUITRON	1	596.88
603-490-020	84671 CALLE GUITRON	1	596.88
603-490-021	84681 CALLE GUITRON	1	596.88
603-491-001	84528 GUITRON ST	1	596.88
603-491-002	84538 GUITRON ST	1	596.88
603-491-003	84548 GUITRON ST	1	596.88
603-491-004	84558 GUITRON ST	1	596.88
603-491-005	84568 GUITRON ST	1	596.88
603-491-006	84578 GUITRON ST	1	596.88
603-491-007	84588 GUITRON ST	1	596.88
603-491-008	84598 GUITRON ST	1	596.88
603-491-009	84608 GUITRON ST	1	596.88
603-491-010	84618 GUITRON ST	1	596.88
603-491-011	84628 GUITRON ST	1	596.88
603-491-012	84638 GUITRON ST	1	596.88
603-491-013	84648 GUITRON ST	1	596.88
603-491-014	84658 GUITRON ST	1	596.88
603-491-015	84668 GUITRON ST	1	596.88
603-491-016	84671 ROMERO ST	1	596.88
603-491-017	84661 ROMERO ST	1	596.88
603-491-018	84651 ROMERO ST	1	596.88
603-491-019	84641 ROMERO ST	1	596.88
603-491-020	84631 ROMERO ST	1	596.88
603-491-021	84621 ROMERO ST	1	596.88
603-491-022	84611 ROMERO ST	1	596.88
603-491-023	84599 ROMERO ST	1	596.88
603-491-024	84589 ROMERO ST	1	596.88
603-491-025	84579 ROMERO ST	1	596.88
603-491-026	84569 ROMERO ST	1	596.88
603-491-027	84559 ROMERO ST	1	596.88
603-491-028	84549 ROMERO ST	1	596.88
603-491-029	84539 ROMERO ST	1	596.88
603-491-030	84529 ROMERO ST	1	596.88

CITY OF COACHELLA
 COACHELLA SANITARY DISTRICT
 FISCAL YEAR 2022/2023 PRELIMINARY ROLL

ASSESSOR'S PARCEL NUMBER	SITUS ADDRESS	UNITS	CHARGE
603-492-001	49561 REYES ST	1	596.88
603-492-002	49551 REYES ST	1	596.88
603-492-003	49541 REYES ST	1	596.88
603-492-004	49531 REYES ST	1	596.88
603-492-005	49521 REYES ST	1	596.88
603-492-006	84520 ROMERO ST	1	596.88
603-492-007	84530 ROMERO ST	1	596.88
603-492-008	84540 ROMERO ST	1	596.88
603-492-009	84550 ROMERO ST	1	596.88
603-492-010	84560 ROMERO ST	1	596.88
603-492-011	84570 ROMERO ST	1	596.88
603-492-012	84580 ROMERO ST	1	596.88
603-492-013	84590 ROMERO ST	1	596.88
603-492-014	84600 ROMERO ST	1	596.88
603-492-015	84610 ROMERO ST	1	596.88
603-492-016	84620 ROMERO ST	1	596.88
603-492-017	84630 ROMERO ST	1	596.88
603-492-018	84640 ROMERO ST	1	596.88
603-492-019	84650 ROMERO ST	1	596.88
603-492-020	84660 ROMERO ST	1	596.88
603-492-021	84670 ROMERO ST	1	596.88
603-492-022	84680 ROMERO ST	1	596.88
603-492-023	49520 NIETO ST	1	596.88
603-492-024	49530 NIETO ST	1	596.88
603-492-025	49540 NIETO ST	1	596.88
603-492-026	49550 NIETO ST	1	596.88
603-492-027	49560 NIETO ST	1	596.88
603-501-001	84263 CALENDULA AVE	1	596.88
603-501-002	84275 CALENDULA AVE	1	596.88
603-501-003	NO SITUS AVAILABLE	1	596.88
603-501-004	84299 CALENDULA AVE	1	596.88
603-501-005	84311 CALENDULA AVE	1	596.88
603-501-006	84323 CALENDULA AVE	1	596.88
603-501-007	49405 ORQUIDEA LN	1	596.88
603-501-008	84347 CALENDULA AVE	1	596.88
603-501-009	84359 CALENDULA AVE	1	596.88
603-501-010	84371 CALENDULA AVE	1	596.88
603-501-011	NO SITUS AVAILABLE	1	596.88
603-501-012	84395 CALENDULA AVE	1	596.88
603-501-013	84407 CALENDULA AVE	1	596.88
603-501-014	84419 CALENDULA AVE	1	596.88
603-501-015	84431 CALENDULA AVE	1	596.88
603-501-016	84445 CALENDULA AVE	1	596.88
603-501-017	84455 CALENDULA AVE	1	596.88
603-502-001	49255 JAZMIN ST	1	596.88
603-502-002	49285 JAZMIN ST	1	596.88
603-502-003	49315 JAZMIN ST	1	596.88
603-502-004	49345 JAZMIN ST	1	596.88
603-502-005	49375 JAZMIN ST	1	596.88
603-502-006	49405 JAZMIN ST	1	596.88
603-502-007	49435 JAZMIN ST	1	596.88
603-502-008	49465 JAZMIN ST	1	596.88
603-503-001	49250 JAZMIN ST	1	596.88
603-503-002	49280 JAZMIN ST	1	596.88
603-503-003	49310 JAZMIN ST	1	596.88
603-503-004	NO SITUS AVAILABLE	1	596.88
603-503-005	49370 JAZMIN ST	1	596.88
603-503-006	NO SITUS AVAILABLE	1	596.88
603-503-007	49430 JAZMIN ST	1	596.88
603-503-008	49460 JAZMIN ST	1	596.88
603-503-009	49465 TULIPAN ST	1	596.88
603-503-010	49435 TULIPAN ST	1	596.88
603-503-011	49405 TULIPAN ST	1	596.88
603-503-012	NO SITUS AVAILABLE	1	596.88
603-503-013	49345 TULIPAN ST	1	596.88
603-503-014	NO SITUS AVAILABLE	1	596.88
603-503-015	NO SITUS AVAILABLE	1	596.88
603-503-016	49255 TULIPAN ST	1	596.88
603-504-001	49250 TULIPAN ST	1	596.88
603-504-002	49280 TULIPAN ST	1	596.88
603-504-003	49310 TULIPAN ST	1	596.88
603-504-004	49340 TULIPAN ST	1	596.88
603-504-005	49370 TULIPAN ST	1	596.88
603-504-006	49400 TULIPAN ST	1	596.88
603-504-007	49430 TULIPAN ST	1	596.88
603-504-008	49460 TULIPAN ST	1	596.88
603-504-009	49465 ORQUIDEA LN	1	596.88
603-504-010	49435 ORQUIDEA LN	1	596.88
603-504-011	49405 ORQUIDEA LN	1	596.88
603-504-012	49375 ORQUIDEA LN	1	596.88
603-504-013	49345 ORQUIDEA LN	1	596.88
603-504-014	49315 ORQUIDEA LN	1	596.88
603-504-015	49285 ORQUIDEA LN	1	596.88
603-504-016	84581 PASEO LAREDO	1	596.88
603-504-017	49340 ORQUIDEA LN	1	596.88

CITY OF COACHELLA
 COACHELLA SANITARY DISTRICT
 FISCAL YEAR 2022/2023 PRELIMINARY ROLL

ASSESSOR'S PARCEL NUMBER	SITUS ADDRESS	UNITS	CHARGE
603-504-018	NO SITUS AVAILABLE	1	596.88
603-504-019	49400 ORQUIDEA LN	1	596.88
603-504-020	49430 ORQUIDEA LN	1	596.88
603-504-021	49460 ORQUIDEA LN	1	596.88
603-504-022	49465 NARCISO LN	1	596.88
603-504-023	49435 NARCISO LN	1	596.88
603-504-024	49405 NARCISO LN	1	596.88
603-504-025	49375 NARCISO LN	1	596.88
603-504-026	49345 NARCISO LN	1	596.88
603-504-027	84419 AMAPOLA ST	1	596.88
603-504-028	84443 AMAPOLA LN	1	596.88
603-504-029	49370 NARCISO LN	1	596.88
603-504-030	49400 NARCISO LN	1	596.88
603-504-031	49430 NARCISO LN	1	596.88
603-504-033	49460 NARCISO LN	1	596.88
603-504-035	49305 HIBISCO ST	1	596.88
603-504-036	49287 HIBISCO ST	1	596.88
603-504-037	49403 HIBISCO ST	1	596.88
603-504-038	49387 HIBISCO ST	1	596.88
603-504-039	49371 HIBISCO ST	1	596.88
603-504-040	49363 HIBISCO ST	1	596.88
603-504-041	49347 HIBISCO ST	1	596.88
603-504-042	49321 HIBISCO ST	1	596.88
603-505-002	49270 HIBISCO ST	1	596.88
603-505-003	86 HIBISCO ST	1	596.88
603-505-004	49304 HIBISCO ST	1	596.88
603-505-005	NO SITUS AVAILABLE	1	596.88
603-505-006	49338 HIBISCO ST	1	596.88
603-505-007	49354 HIBISCO ST	1	596.88
603-505-008	49452 HIBISCO ST	1	596.88
603-505-009	49436 HIBISCO ST	1	596.88
603-505-010	49420 HIBISCO ST	1	596.88
603-505-011	49404 HIBISCO ST	1	596.88
603-505-012	49386 HIBISCO ST	1	596.88
603-505-013	49370 HIBISCO ST	1	596.88
603-511-001	84503 LAS LUNAS AVE	1	596.88
603-511-002	84513 LAS LUNAS AVE	1	596.88
603-511-003	84523 LAS LUNAS AVE	1	596.88
603-511-004	84533 LAS LUNAS AVE	1	596.88
603-511-005	84543 LAS LUNAS AVE	1	596.88
603-511-006	84553 LAS LUNAS AVE	1	596.88
603-511-007	84563 LAS LUNAS AVE	1	596.88
603-511-008	84573 LAS LUNAS AVE	1	596.88
603-511-009	84583 LAS LUNAS AVE	1	596.88
603-511-010	84593 LAS LUNAS AVE	1	596.88
603-511-011	84603 LAS LUNAS AVE	1	596.88
603-511-012	84613 LAS LUNAS AVE	1	596.88
603-511-013	84623 LAS LUNAS AVE	1	596.88
603-511-014	84633 LAS LUNAS AVE	1	596.88
603-511-015	84643 LAS LUNAS AVE	1	596.88
603-511-016	84653 LAS LUNAS AVE	1	596.88
603-511-017	84663 LAS LUNAS AVE	1	596.88
603-511-018	84673 LAS LUNAS AVE	1	596.88
603-511-020	49152 LAS CRUCES ST	1	596.88
603-511-021	49142 LAS CRUCES ST	1	596.88
603-511-022	49132 LAS CRUCES ST	1	596.88
603-511-023	49122 LAS CRUCES ST	1	596.88
603-511-024	49112 LAS CRUCES ST	1	596.88
603-511-025	49102 LAS CRUCES ST	1	596.88
603-511-026	49092 LAS CRUCES ST	1	596.88
603-511-027	49082 LAS CRUCES ST	1	596.88
603-511-028	49072 LAS CRUCES ST	1	596.88
603-512-001	49073 LAS CRUCES ST	1	596.88
603-512-002	49083 LAS CRUCES ST	1	596.88
603-512-003	49093 LAS CRUCES ST	1	596.88
603-512-004	49103 LAS CRUCES ST	1	596.88
603-512-005	49113 LAS CRUCES ST	1	596.88
603-512-006	49123 LAS CRUCES ST	1	596.88
603-512-007	49133 LAS CRUCES ST	1	596.88
603-512-008	49143 LAS CRUCES ST	1	596.88
603-512-009	49153 LAS CRUCES ST	1	596.88
603-512-011	49150 RIO RANCHO CT	1	596.88
603-512-012	49140 RIO RANCHO CT	1	596.88
603-512-013	49130 RIO RANCHO CT	1	596.88
603-512-014	49120 RIO RANCHO CT	1	596.88
603-512-015	49110 RIO RANCHO CT	1	596.88
603-512-016	49100 RIO RANCHO CT	1	596.88
603-512-017	49090 RIO RANCHO CT	1	596.88
603-512-018	49080 RIO RANCHO CT	1	596.88
603-512-019	49070 RIO RANCHO CT	1	596.88
603-512-020	49071 RIO RANCHO CT	1	596.88
603-512-021	49081 RIO RANCHO CT	1	596.88
603-512-022	49091 RIO RANCHO CT	1	596.88
603-512-023	49101 RIO RANCHO CT	1	596.88
603-512-024	49111 RIO RANCHO CT	1	596.88

CITY OF COACHELLA
 COACHELLA SANITARY DISTRICT
 FISCAL YEAR 2022/2023 PRELIMINARY ROLL

ASSESSOR'S PARCEL NUMBER	SITUS ADDRESS	UNITS	CHARGE
603-512-025	49121 RIO RANCHO CT	1	596.88
603-512-026	49131 RIO RANCHO CT	1	596.88
603-512-027	49141 RIO RANCHO CT	1	596.88
603-512-028	49151 RIO RANCHO CT	1	596.88
603-512-029	49154 MESA CT	1	596.88
603-512-030	49144 MESA CT	1	596.88
603-512-031	49134 MESA CT	1	596.88
603-512-032	49124 MESA CT	1	596.88
603-512-033	49114 MESA CT	1	596.88
603-512-034	49104 MESA CT	1	596.88
603-512-035	49094 MESA CT	1	596.88
603-512-036	49084 MESA CT	1	596.88
603-512-037	49074 MESA CT	1	596.88
603-512-038	49075 MESA CT	1	596.88
603-512-039	49085 MESA CT	1	596.88
603-512-040	49095 MESA CT	1	596.88
603-512-041	49105 MESA CT	1	596.88
603-512-042	49115 MESA CT	1	596.88
603-512-043	49125 MESA CT	1	596.88
603-512-044	49135 MESA CT	1	596.88
603-512-045	49145 MESA CT	1	596.88
603-512-046	49155 MESA CT	1	596.88
603-512-047	49148 SEDONA CT	1	596.88
603-512-048	49138 SEDONA CT	1	596.88
603-512-049	49128 SEDONA CT	1	596.88
603-512-050	49118 SEDONA CT	1	596.88
603-512-051	49108 SEDONA CT	1	596.88
603-512-052	49098 SEDONA CT	1	596.88
603-512-053	49088 SEDONA CT	1	596.88
603-512-054	49078 SEDONA CT	1	596.88
603-512-055	49068 SEDONA CT	1	596.88
603-512-056	49067 SEDONA CT	1	596.88
603-512-057	49077 SEDONA CT	1	596.88
603-512-058	49087 SEDONA CT	1	596.88
603-512-059	49097 SEDONA CT	1	596.88
603-512-060	49107 SEDONA CT	1	596.88
603-512-061	49117 SEDONA CT	1	596.88
603-512-062	49127 SEDONA CT	1	596.88
603-512-063	49137 SEDONA CT	1	596.88
603-512-064	49147 SEDONA CT	1	596.88
603-520-001	84311 AVENIDA FLORABUNDA	1	596.88
603-520-002	84321 AVENIDA FLORABUNDA	1	596.88
603-520-003	84331 AVENIDA FLORABUNDA	1	596.88
603-520-004	84341 AVENIDA FLORABUNDA	1	596.88
603-520-005	84351 AVENIDA FLORABUNDA	1	596.88
603-520-006	84361 AVENIDA FLORABUNDA	1	596.88
603-520-007	84371 AVENIDA FLORABUNDA	1	596.88
603-521-001	84116 AVENIDA NERIUM	1	596.88
603-521-002	84112 AVENIDA NERIUM	1	596.88
603-521-003	84108 AVENIDA NERIUM	1	596.88
603-522-001	84104 AVENIDA NERIUM	1	596.88
603-522-002	84100 AVENIDA NERIUM	1	596.88
603-522-003	84096 AVENIDA NERIUM	1	596.88
603-522-004	84092 AVENIDA NERIUM	1	596.88
603-522-005	84088 AVENIDA NERIUM	1	596.88
603-522-006	84084 AVENIDA NERIUM	1	596.88
603-522-007	48487 CALLE CARMELLO	1	596.88
603-522-008	48509 CALLE CARMELLO	1	596.88
603-522-009	48531 CALLE CARMELLO	1	596.88
603-522-010	48553 CALLE CARMELLO	1	596.88
603-522-011	48575 CALLE CARMELLO	1	596.88
603-522-012	48597 CALLE CARMELLO	1	596.88
603-522-013	48619 CALLE CARMELLO	1	596.88
603-522-014	48641 CALLE CARMELLO	1	596.88
603-522-015	48663 CALLE CARMELLO	1	596.88
603-523-001	48685 CALLE CARMELLO	1	596.88
603-523-002	48707 CALLE CARMELLO	1	596.88
603-523-003	48729 CALLE CARMELLO	1	596.88
603-523-004	48751 CALLE CARMELLO	1	596.88
603-523-005	48773 CALLE CARMELLO	1	596.88
603-523-006	84291 AVENIDA FLORABUNDA	1	596.88
603-523-007	84301 AVENIDA FLORABUNDA	1	596.88
603-524-001	84368 AVENIDA FLORABUNDA	1	596.88
603-524-002	84358 AVENIDA FLORABUNDA	1	596.88
603-524-003	84348 AVENIDA FLORABUNDA	1	596.88
603-524-004	84338 AVENIDA FLORABUNDA	1	596.88
603-524-005	84328 AVENIDA FLORABUNDA	1	596.88
603-524-006	84318 AVENIDA FLORABUNDA	1	596.88
603-524-007	84308 AVENIDA FLORABUNDA	1	596.88
603-524-008	84298 AVENIDA FLORABUNDA	1	596.88
603-524-009	84097 AVENIDA EUROPA	1	596.88
603-524-010	84101 AVENIDA EUROPA	1	596.88
603-524-011	84105 AVENIDA EUROPA	1	596.88
603-524-012	84109 AVENIDA EUROPA	1	596.88
603-524-013	84111 AVENIDA EUROPA	1	596.88

CITY OF COACHELLA
 COACHELLA SANITARY DISTRICT
 FISCAL YEAR 2022/2023 PRELIMINARY ROLL

ASSESSOR'S PARCEL NUMBER	SITUS ADDRESS	UNITS	CHARGE
603-524-014	84115 AVENIDA EUROPA	1	596.88
603-524-015	84119 AVENIDA EUROPA	1	596.88
603-524-016	84121 AVENIDA EUROPA	1	596.88
603-525-001	84124 AVENIDA EUROPA	1	596.88
603-525-002	84120 AVENIDA EUROPA	1	596.88
603-525-003	84116 AVENIDA EUROPA	1	596.88
603-525-004	84112 AVENIDA EUROPA	1	596.88
603-525-005	84108 AVENIDA EUROPA	1	596.88
603-525-006	84104 AVENIDA EUROPA	1	596.88
603-525-007	84100 AVENIDA EUROPA	1	596.88
603-525-008	84096 AVENIDA EUROPA	1	596.88
603-525-009	84095 AVENIDA CEDRUS	1	596.88
603-525-010	84099 AVENIDA CEDRUS	1	596.88
603-525-011	84103 AVENIDA CEDRUS	1	596.88
603-525-012	84107 AVENIDA CEDRUS	1	596.88
603-525-013	84111 AVENIDA CEDRUS	1	596.88
603-525-014	84115 AVENIDA CEDRUS	1	596.88
603-525-015	84119 AVENIDA CEDRUS	1	596.88
603-525-016	84121 AVENIDA CEDRUS	1	596.88
603-526-001	84122 AVENIDA CEDRUS	1	596.88
603-526-002	84118 AVENIDA CEDRUS	1	596.88
603-526-003	84114 AVENIDA CEDRUS	1	596.88
603-526-004	84110 AVENIDA CEDRUS	1	596.88
603-526-005	84106 AVENIDA CEDRUS	1	596.88
603-526-006	84102 AVENIDA CEDRUS	1	596.88
603-526-007	84098 AVENIDA CEDRUS	1	596.88
603-526-008	84094 AVENIDA CEDRUS	1	596.88
603-526-009	84093 AVENIDA NERIUM	1	596.88
603-526-010	84097 AVENIDA NERIUM	1	596.88
603-526-011	84101 AVENIDA NERIUM	1	596.88
603-526-012	84105 AVENIDA NERIUM	1	596.88
603-526-013	84109 AVENIDA NERIUM	1	596.88
603-526-014	84113 AVENIDA NERIUM	1	596.88
603-526-015	84117 AVENIDA NERIUM	1	596.88
603-526-016	84121 AVENIDA NERIUM	1	596.88
603-530-001	84381 AVENIDA FLORABUNDA	1	596.88
603-530-002	84391 AVENIDA FLORABUNDA	1	596.88
603-530-003	84401 AVENIDA FLORABUNDA	1	596.88
603-530-004	84411 AVENIDA FLORABUNDA	1	596.88
603-530-005	84421 AVENIDA FLORABUNDA	1	596.88
603-530-006	84431 AVENIDA FLORABUNDA	1	596.88
603-530-007	84441 AVENIDA FLORABUNDA	1	596.88
603-530-008	48774 CALLE CANTARA	1	596.88
603-530-009	48752 CALLE CANTARA	1	596.88
603-530-010	48730 CALLE CANTARA	1	596.88
603-530-011	48708 CALLE CANTARA	1	596.88
603-530-012	48686 CALLE CANTARA	1	596.88
603-530-013	48664 CALLE CANTARA	1	596.88
603-530-014	48642 CALLE CANTARA	1	596.88
603-530-015	48620 CALLE CANTARA	1	596.88
603-530-016	48598 CALLE CANTARA	1	596.88
603-530-017	48576 CALLE CANTARA	1	596.88
603-530-018	48554 CALLE CANTARA	1	596.88
603-530-019	48532 CALLE CANTARA	1	596.88
603-530-020	48510 CALLE CANTARA	1	596.88
603-530-021	48488 CALLE CANTARA	1	596.88
603-530-022	48466 CALLE CANTARA	1	596.88
603-530-023	84152 AVENIDA NERIUM	1	596.88
603-530-024	84148 AVENIDA NERIUM	1	596.88
603-530-025	84144 AVENIDA NERIUM	1	596.88
603-530-026	84140 AVENIDA NERIUM	1	596.88
603-530-027	84136 AVENIDA NERIUM	1	596.88
603-530-028	84132 AVENIDA NERIUM	1	596.88
603-530-029	84128 AVENIDA NERIUM	1	596.88
603-530-030	84124 AVENIDA NERIUM	1	596.88
603-530-031	84120 AVENIDA NERIUM	1	596.88
603-531-001	48487 CALLE CANTARA	1	596.88
603-531-002	48509 CALLE CANTARA	1	596.88
603-531-003	48531 CALLE CANTARA	1	596.88
603-531-004	48553 CALLE CANTARA	1	596.88
603-531-005	48575 CALLE CANTARA	1	596.88
603-531-006	48597 CALLE CANTARA	1	596.88
603-531-007	48619 CALLE CANTARA	1	596.88
603-531-008	48641 CALLE CANTARA	1	596.88
603-531-009	48663 CALLE CANTARA	1	596.88
603-531-010	48685 CALLE CANTARA	1	596.88
603-531-011	48707 CALLE CANTARA	1	596.88
603-531-012	48729 CALLE CANTARA	1	596.88
603-531-013	48751 CALLE CANTARA	1	596.88
603-531-014	48752 CALLE ELДАРICA	1	596.88
603-531-015	48730 CALLE ELДАРICA	1	596.88
603-531-016	48708 CALLE ELДАРICA	1	596.88
603-531-017	48686 CALLE ELДАРICA	1	596.88
603-531-018	48664 CALLE ELДАРICA	1	596.88
603-531-019	48644 CALLE ELДАРICA	1	596.88

CITY OF COACHELLA
 COACHELLA SANITARY DISTRICT
 FISCAL YEAR 2022/2023 PRELIMINARY ROLL

ASSESSOR'S PARCEL NUMBER	SITUS ADDRESS	UNITS	CHARGE
603-531-020	48622 CALLE ELДАРICA	1	596.88
603-531-021	48600 CALLE ELДАРICA	1	596.88
603-531-022	48578 CALLE ELДАРICA	1	596.88
603-531-023	48556 CALLE ELДАРICA	1	596.88
603-531-024	48534 CALLE ELДАРICA	1	596.88
603-531-025	48512 CALLE ELДАРICA	1	596.88
603-531-026	48490 CALLE ELДАРICA	1	596.88
603-532-001	48489 CALLE ELДАРICA	1	596.88
603-532-002	48511 CALLE ELДАРICA	1	596.88
603-532-003	48533 CALLE ELДАРICA	1	596.88
603-532-004	48555 CALLE ELДАРICA	1	596.88
603-532-005	48577 CALLE ELДАРICA	1	596.88
603-532-006	48599 CALLE ELДАРICA	1	596.88
603-532-007	48621 CALLE ELДАРICA	1	596.88
603-532-008	48643 CALLE ELДАРICA	1	596.88
603-532-009	48665 CALLE ELДАРICA	1	596.88
603-532-010	48687 CALLE ELДАРICA	1	596.88
603-532-011	48709 CALLE ELДАРICA	1	596.88
603-532-012	48731 CALLE ELДАРICA	1	596.88
603-532-013	48753 CALLE ELДАРICA	1	596.88
603-532-014	48756 CALLE TECOMARIA	1	596.88
603-532-015	48734 CALLE TECOMARIA	1	596.88
603-532-016	48712 CALLE TECOMARIA	1	596.88
603-532-017	48690 CALLE TECOMARIA	1	596.88
603-532-018	48668 CALLE TECOMARIA	1	596.88
603-532-019	48646 CALLE TECOMARIA	1	596.88
603-532-020	48624 CALLE TECOMARIA	1	596.88
603-532-021	48602 CALLE TECOMARIA	1	596.88
603-532-022	48580 CALLE TECOMARIA	1	596.88
603-532-023	48558 CALLE TECOMARIA	1	596.88
603-532-024	48536 CALLE TECOMARIA	1	596.88
603-532-025	48514 CALLE TECOMARIA	1	596.88
603-532-026	48492 CALLE TECOMARIA	1	596.88
603-540-001	49624 SABAL CT	1	596.88
603-540-002	49636 SABAL CT	1	596.88
603-540-003	49648 SABAL CT	1	596.88
603-540-004	49653 SABAL CT	1	596.88
603-540-005	49641 SABAL CT	1	596.88
603-540-006	49629 SABAL CT	1	596.88
603-540-007	49617 SABAL CT	1	596.88
603-540-008	49605 SABAL CT	1	596.88
603-540-009	49608 KENTIA CT	1	596.88
603-540-010	49620 KENTIA CT	1	596.88
603-540-011	49632 KENTIA CT	1	596.88
603-540-012	49644 KENTIA CT	1	596.88
603-540-013	49656 KENTIA CT	1	596.88
603-540-014	49655 KENTIA CT	1	596.88
603-540-015	49643 KENTIA CT	1	596.88
603-540-016	49631 KENTIA CT	1	596.88
603-540-017	49619 KENTIA CT	1	596.88
603-540-018	49607 KENTIA CT	1	596.88
603-540-021	49610 LIVISTONIA CT	1	596.88
603-540-022	49622 LIVISTONIA CT	1	596.88
603-540-023	49634 LIVISTONIA CT	1	596.88
603-540-024	49646 LIVISTONIA CT	1	596.88
603-540-025	49658 LIVISTONIA CT	1	596.88
603-540-026	49657 LIVISTONIA CT	1	596.88
603-540-027	49645 LIVISTONIA CT	1	596.88
603-540-028	49633 LIVISTONIA CT	1	596.88
603-540-029	49621 LIVISTONIA CT	1	596.88
603-540-030	49609 LIVISTONIA CT	1	596.88
603-540-031	49612 PHOENIX AVE	1	596.88
603-540-032	49624 PHOENIX AVE	1	596.88
603-540-033	49634 PHOENIX AVE	1	596.88
603-540-034	49646 PHOENIX AVE	1	596.88
603-540-035	84437 PHOENIX AVE	1	596.88
603-540-036	84425 PHOENIX AVE	1	596.88
603-540-037	84413 PHOENIX AVE	1	596.88
603-540-038	84401 PHOENIX AVE	1	596.88
603-540-039	84389 PHOENIX AVE	1	596.88
603-540-040	84377 PHOENIX AVE	1	596.88
603-541-001	49611 PHOENIX AVE	1	596.88
603-541-002	49623 PHOENIX AVE	1	596.88
603-541-003	84426 PHOENIX AVE	1	596.88
603-541-004	84414 PHOENIX AVE	1	596.88
603-550-001	84390 PHOENIX AVE	1	596.88
603-550-002	84378 PHOENIX AVE	1	596.88
603-550-003	84366 PHOENIX CT	1	596.88
603-550-004	84354 PHOENIX CT	1	596.88
603-550-005	84342 PHOENIX CT	1	596.88
603-550-006	84330 PHOENIX CT	1	596.88
603-550-007	84318 PHOENIX CT	1	596.88
603-550-008	84306 PHOENIX CT	1	596.88
603-550-009	84294 PHOENIX CT	1	596.88
603-550-010	84282 PHOENIX CT	1	596.88

CITY OF COACHELLA
 COACHELLA SANITARY DISTRICT
 FISCAL YEAR 2022/2023 PRELIMINARY ROLL

ASSESSOR'S PARCEL NUMBER	SITUS ADDRESS	UNITS	CHARGE
603-550-011	84295 PHOENIX CT	1	596.88
603-550-012	84307 PHOENIX CT	1	596.88
603-550-013	84317 PHOENIX CT	1	596.88
603-550-014	84329 PHOENIX CT	1	596.88
603-550-015	84341 PHOENIX CT	1	596.88
603-550-016	84353 PHOENIX CT	1	596.88
603-550-017	84365 PHOENIX CT	1	596.88
603-550-018	84364 RHAPIS CT	1	596.88
603-550-019	84352 RHAPIS CT	1	596.88
603-550-020	84340 RHAPIS CT	1	596.88
603-550-021	84328 RHAPIS CT	1	596.88
603-550-022	84316 RHAPIS CT	1	596.88
603-550-023	84304 RHAPIS CT	1	596.88
603-550-024	84292 RHAPIS CT	1	596.88
603-550-025	84280 RHAPIS CT	1	596.88
603-550-026	84285 RHAPIS CT	1	596.88
603-550-027	84303 RHAPIS CT	1	596.88
603-550-028	84315 RHAPIS CT	1	596.88
603-550-029	84327 RHAPIS CT	1	596.88
603-550-030	84339 RHAPIS CT	1	596.88
603-550-031	84351 RHAPIS CT	1	596.88
603-550-032	84363 RHAPIS CT	1	596.88
603-550-033	84362 QUEEN ST	1	596.88
603-550-034	84350 QUEEN ST	1	596.88
603-550-035	84338 QUEEN ST	1	596.88
603-550-036	84326 QUEEN ST	1	596.88
603-550-037	84314 QUEEN ST	1	596.88
603-550-038	84302 QUEEN ST	1	596.88
603-550-039	84299 QUEEN ST	1	596.88
603-550-040	84311 QUEEN ST	1	596.88
603-550-041	84323 QUEEN ST	1	596.88
603-550-042	84335 QUEEN ST	1	596.88
603-550-043	84347 QUEEN ST	1	596.88
603-550-044	84359 QUEEN ST	1	596.88
603-550-045	84360 KING CT	1	596.88
603-550-046	84348 KING ST	1	596.88
603-550-047	84336 KING CT	1	596.88
603-550-048	84324 KING CT	1	596.88
603-550-049	84312 KING CT	1	596.88
603-550-050	84300 KING CT	1	596.88
603-550-051	84301 KING CT	1	596.88
603-550-052	84313 KING CT	1	596.88
603-550-053	84325 KING CT	1	596.88
603-550-054	84337 KING CT	1	596.88
603-550-055	84349 KING CT	1	596.88
603-550-056	84361 KING CT	1	596.88
603-550-057	84358 ROYAL CT	1	596.88
603-550-058	84346 ROYAL CT	1	596.88
603-550-059	84334 ROYAL CT	1	596.88
603-550-060	84322 ROYAL CT	1	596.88
603-550-061	84310 ROYAL CT	1	596.88
603-550-062	84298 ROYAL CT	1	596.88
603-550-063	84299 ROYAL CT	1	596.88
603-550-064	84311 ROYAL CT	1	596.88
603-550-065	84323 ROYAL CT	1	596.88
603-550-066	84335 ROYAL CT	1	596.88
603-550-067	84347 ROYAL CT	1	596.88
603-550-068	84359 ROYAL CT	1	596.88
603-551-001	49636 WASHINGTONIA AVE	1	596.88
603-551-002	49660 WASHINGTONIA AVE	1	596.88
603-551-003	49684 WASHINGTONIA AVE	1	596.88
603-551-004	49708 WASHINGTONIA AVE	1	596.88
603-551-005	49732 WASHINGTONIA AVE	1	596.88
603-551-006	49756 WASHINGTONIA AVE	1	596.88
603-551-007	49780 WASHINGTONIA AVE	1	596.88
603-551-008	49804 WASHINGTONIA AVE	1	596.88
603-551-009	NO SITUS AVAILABLE	1	596.88
603-551-010	49852 WASHINGTONIA AVE	1	596.88
603-551-011	49876 WASHINGTONIA AVE	1	596.88
603-551-012	49900 WASHINGTONIA AVE	1	596.88
603-551-013	49924 WASHINGTONIA AVE	1	596.88
603-551-014	49948 WASHINGTONIA AVE	1	596.88
603-551-015	49972 WASHINGTONIA AVE	1	596.88
603-551-016	49996 WASHINGTONIA AVE	1	596.88
603-560-001	49898 REDONDO PONIENTE	1	596.88
603-560-002	49860 REDONDO PONIENTE	1	596.88
603-560-003	49822 REDONDO PONIENTE	1	596.88
603-560-004	49784 REDONDO PONIENTE	1	596.88
603-560-005	49746 REDONDO PONIENTE	1	596.88
603-560-006	49708 REDONDO PONIENTE	1	596.88
603-560-007	49670 REDONDO PONIENTE	1	596.88
603-560-008	49632 REDONDO PONIENTE	1	596.88
603-560-009	49594 REDONDO PONIENTE	1	596.88
603-560-010	49953 CORTE MOLINO	1	596.88
603-560-011	49631 CORTE MOLINO	1	596.88

CITY OF COACHELLA
 COACHELLA SANITARY DISTRICT
 FISCAL YEAR 2022/2023 PRELIMINARY ROLL

ASSESSOR'S PARCEL NUMBER	SITUS ADDRESS	UNITS	CHARGE
603-560-012	49699 CORTE MOLINO	1	596.88
603-560-013	49707 CORTE MOLINO	1	596.88
603-560-014	49706 CORTE MOLINO	1	596.88
603-560-015	49668 CORTE MOLINO	1	596.88
603-560-016	49630 CORTE MOLINO	1	596.88
603-560-017	49592 CORTE MOLINO	1	596.88
603-560-018	49591 CALLE QUINTERRA	1	596.88
603-560-019	49629 CALLE QUINTERRA	1	596.88
603-560-020	49667 CALLE QUINTERRA	1	596.88
603-560-021	49705 CALLE QUINTERRA	1	596.88
603-560-022	49743 CALLE QUINTERRA	1	596.88
603-560-023	84364 CORTE SANTOS	1	596.88
603-560-024	84352 CORTE SANTOS	1	596.88
603-560-025	84340 CORTE SANTOS	1	596.88
603-560-026	84328 CORTE SANTOS	1	596.88
603-560-027	84327 CORTE SANTOS	1	596.88
603-560-028	84339 CORTE SANTOS	1	596.88
603-560-029	84351 CORTE SANTOS	1	596.88
603-560-030	84363 CORTE SANTOS	1	596.88
603-561-001	84402 REDONDO NORTE	1	596.88
603-561-002	84390 REDONDO NORTE	1	596.88
603-561-003	84378 REDONDO NORTE	1	596.88
603-561-004	84366 REDONDO NORTE	1	596.88
603-561-005	84354 REDONDO NORTE	1	596.88
603-561-006	84342 REDONDO NORTE	1	596.88
603-561-007	84330 REDONDO NORTE	1	596.88
603-561-008	84318 REDONDO NORTE	1	596.88
603-561-009	84306 REDONDO NORTE	1	596.88
603-561-010	84294 REDONDO NORTE	1	596.88
603-561-011	49519 REDONDO PONIENTE	1	596.88
603-561-012	49557 REDONDO PONIENTE	1	596.88
603-561-013	49595 REDONDO PONIENTE	1	596.88
603-561-014	49633 REDONDO PONIENTE	1	596.88
603-561-015	49671 REDONDO PONIENTE	1	596.88
603-561-016	49709 REDONDO PONIENTE	1	596.88
603-561-017	49747 REDONDO PONIENTE	1	596.88
603-561-018	49785 REDONDO PONIENTE	1	596.88
603-561-019	49823 REDONDO PONIENTE	1	596.88
603-561-020	49861 REDONDO PONIENTE	1	596.88
603-561-021	49899 REDONDO PONIENTE	1	596.88
603-561-022	49937 REDONDO PONIENTE	1	596.88
603-561-023	49971 REDONDO PONIENTE	1	596.88
603-561-024	84293 REDONDO SUR	1	596.88
603-561-025	84305 REDONDO SUR	1	596.88
603-561-026	84317 REDONDO SUR	1	596.88
603-561-027	84329 REDONDO SUR	1	596.88
603-561-028	84341 REDONDO SUR	1	596.88
603-561-029	84353 REDONDO SUR	1	596.88
603-561-030	84365 REDONDO SUR	1	596.88
603-570-001	49896 CALLE QUINTERRA	1	596.88
603-570-002	49858 CALLE QUINTERRA	1	596.88
603-570-003	49820 CALLE QUINTERRA	1	596.88
603-570-004	49782 CALLE QUINTERRA	1	596.88
603-570-005	49744 CALLE QUINTERRA	1	596.88
603-570-006	84414 CORTE LORETO	1	596.88
603-570-007	84413 CORTE LORETO	1	596.88
603-570-008	84425 CORTE LORETO	1	596.88
603-570-009	84437 CORTE LORETO	1	596.88
603-570-010	84449 CORTE LORETO	1	596.88
603-570-011	84450 CORTE LORETO	1	596.88
603-570-012	84438 CORTE LORETO	1	596.88
603-570-013	84426 CORTE LORETO	1	596.88
603-570-014	49897 CORTE PERCEBE	1	596.88
603-570-015	49859 CORTE PERCEBE	1	596.88
603-570-016	49821 CORTE PERCEBE	1	596.88
603-570-017	49783 CORTE PERCEBE	1	596.88
603-570-018	49820 CORTE PERCEBE	1	596.88
603-570-019	49858 CORTE PERCEBE	1	596.88
603-570-020	49896 CORTE PERCEBE	1	596.88
603-571-006	84498 REDONDO NORTE	1	596.88
603-571-007	84486 REDONDO NORTE	1	596.88
603-571-008	84474 REDONDO NORTE	1	596.88
603-571-009	84462 REDONDO NORTE	1	596.88
603-571-010	84450 REDONDO NORTE	1	596.88
603-571-011	84438 REDONDO NORTE	1	596.88
603-571-012	84426 REDONDO NORTE	1	596.88
603-571-013	84414 REDONDO NORTE	1	596.88
603-572-004	84377 REDONDO SUR	1	596.88
603-572-005	84389 REDONDO SUR	1	596.88
603-572-006	84401 REDONDO SUR	1	596.88
603-572-007	84413 REDONDO SUR	1	596.88
612-230-004	48263 VAN BUREN ST	1	596.88
612-450-001	49990 COPPERIDGE ST	1	596.88
612-450-002	49960 COPPERIDGE ST	1	596.88
612-450-003	49930 COPPERIDGE ST	1	596.88

CITY OF COACHELLA
 COACHELLA SANITARY DISTRICT
 FISCAL YEAR 2022/2023 PRELIMINARY ROLL

ASSESSOR'S PARCEL NUMBER	SITUS ADDRESS	UNITS	CHARGE
612-450-004	49900 COPPERIDGE ST	1	596.88
612-450-005	49870 COPPERIDGE ST	1	596.88
612-450-006	49840 COPPERIDGE ST	1	596.88
612-450-007	49810 COPPERIDGE ST	1	596.88
612-450-008	49780 COPPERIDGE ST	1	596.88
612-450-009	49750 COPPERIDGE ST	1	596.88
612-450-010	49720 COPPERIDGE ST	1	596.88
612-451-001	49691 CINNABAR LN	1	596.88
612-451-002	49721 CINNABAR LN	1	596.88
612-451-003	49751 CINNABAR LN	1	596.88
612-451-004	49781 CINNABAR LN	1	596.88
612-451-005	49811 CINNABAR LN	1	596.88
612-451-006	49841 CINNABAR LN	1	596.88
612-451-007	49871 CINNABAR LN	1	596.88
612-451-008	49901 CINNABAR LN	1	596.88
612-451-009	49931 CINNABAR LN	1	596.88
612-451-010	49961 CINNABAR LN	1	596.88
612-451-011	49991 CINNABAR LN	1	596.88
612-452-001	83716 JADEROCK RD	1	596.88
612-452-002	83704 JADEROCK RD	1	596.88
612-452-003	83692 JADEROCK RD	1	596.88
612-452-004	83680 JADEROCK RD	1	596.88
612-452-005	83668 JADEROCK RD	1	596.88
612-452-006	83656 JADEROCK RD	1	596.88
612-452-007	83644 JADEROCK RD	1	596.88
612-452-008	83632 JADEROCK RD	1	596.88
612-452-009	83620 JADEROCK RD	1	596.88
612-452-010	83608 JADEROCK RD	1	596.88
612-452-011	83596 JADEROCK RD	1	596.88
612-452-012	83584 JADEROCK RD	1	596.88
612-452-013	83572 JADEROCK RD	1	596.88
612-452-014	83560 JADEROCK RD	1	596.88
612-452-015	83548 JADEROCK RD	1	596.88
612-452-016	83545 NICKLECREEK DR	1	596.88
612-452-017	83557 NICKLECREEK DR	1	596.88
612-452-018	83569 NICKLECREEK DR	1	596.88
612-452-019	83581 NICKLECREEK DR	1	596.88
612-452-020	83593 NICKLECREEK DR	1	596.88
612-452-021	83605 NICKLECREEK DR	1	596.88
612-452-022	83617 NICKLECREEK DR	1	596.88
612-452-023	83629 NICKLECREEK DR	1	596.88
612-452-024	83641 NICKLECREEK DR	1	596.88
612-452-025	83653 NICKLECREEK DR	1	596.88
612-452-026	83665 NICKLECREEK DR	1	596.88
612-452-027	83677 NICKLECREEK DR	1	596.88
612-452-028	83689 NICKLECREEK DR	1	596.88
612-452-029	83701 NICKLECREEK DR	1	596.88
612-452-030	83713 NICKLECREEK DR	1	596.88
612-453-001	83712 NICKLECREEK DR	1	596.88
612-453-002	83700 NICKLECREEK DR	1	596.88
612-453-003	83688 NICKLECREEK DR	1	596.88
612-453-004	83676 NICKLECREEK DR	1	596.88
612-453-005	83664 NICKLECREEK DR	1	596.88
612-453-006	83652 NICKLECREEK DR	1	596.88
612-453-007	83640 NICKLECREEK DR	1	596.88
612-453-008	83628 NICKLECREEK DR	1	596.88
612-453-009	83616 NICKLECREEK DR	1	596.88
612-453-010	83604 NICKLECREEK DR	1	596.88
612-453-011	83592 NICKLECREEK DR	1	596.88
612-453-012	83580 NICKLECREEK DR	1	596.88
612-453-013	83568 NICKLECREEK DR	1	596.88
612-453-014	83556 NICKLECREEK DR	1	596.88
612-453-015	83544 NICKLECREEK DR	1	596.88
612-453-016	83541 SHADOWROCK DR	1	596.88
612-453-017	83553 SHADOWROCK DR	1	596.88
612-453-018	83565 SHADOWROCK DR	1	596.88
612-453-019	83577 SHADOWROCK DR	1	596.88
612-453-020	83589 SHADOWROCK DR	1	596.88
612-453-021	83601 SHADOWROCK DR	1	596.88
612-453-022	83613 SHADOWROCK DR	1	596.88
612-453-023	83625 SHADOWROCK DR	1	596.88
612-453-024	83637 SHADOWROCK DR	1	596.88
612-453-025	83649 SHADOWROCK DR	1	596.88
612-453-026	83661 SHADOWROCK DR	1	596.88
612-453-027	83673 SHADOWROCK DR	1	596.88
612-453-028	83685 SHADOWROCK DR	1	596.88
612-453-029	83697 SHADOWROCK DR	1	596.88
612-453-030	83709 SHADOWROCK DR	1	596.88
612-460-001	49660 COPPERIDGE ST	1	596.88
612-460-002	49630 COPPERIDGE ST	1	596.88
612-460-003	49600 COPPERIDGE ST	1	596.88
612-460-004	49570 COPPERIDGE ST	1	596.88
612-460-005	49540 COPPERIDGE ST	1	596.88
612-460-006	49510 COPPERIDGE ST	1	596.88
612-460-007	49480 COPPERIDGE ST	1	596.88

CITY OF COACHELLA
 COACHELLA SANITARY DISTRICT
 FISCAL YEAR 2022/2023 PRELIMINARY ROLL

ASSESSOR'S PARCEL NUMBER	SITUS ADDRESS	UNITS	CHARGE
612-460-008	49450 COPPERIDGE ST	1	596.88
612-460-009	49420 COPPERIDGE ST	1	596.88
612-460-010	49390 COPPERIDGE ST	1	596.88
612-460-011	83520 ASHLER CT	1	596.88
612-460-012	83532 ASHLER CT	1	596.88
612-460-013	83544 ASHLER CT	1	596.88
612-460-014	83556 ASHLER CT	1	596.88
612-460-015	83568 ASHLER CT	1	596.88
612-460-016	83580 ASHLER CT	1	596.88
612-460-017	83592 ASHLER CT	1	596.88
612-460-018	83604 ASHLER CT	1	596.88
612-460-019	83605 ASHLER CT	1	596.88
612-460-020	83593 ASHLER CT	1	596.88
612-460-021	83581 ASHLER CT	1	596.88
612-460-022	83569 ASHLER CT	1	596.88
612-460-023	83557 ASHLER CT	1	596.88
612-460-024	83545 ASHLER CT	1	596.88
612-460-025	83533 ASHLER CT	1	596.88
612-460-026	83536 LAPIS DR	1	596.88
612-460-027	83548 LAPIS DR	1	596.88
612-460-028	83560 LAPIS DR	1	596.88
612-460-029	83572 LAPIS DR	1	596.88
612-460-030	83584 LAPIS DR	1	596.88
612-460-031	83596 LAPIS DR	1	596.88
612-460-032	83608 LAPIS DR	1	596.88
612-460-033	83620 LAPIS DR	1	596.88
612-460-034	83632 LAPIS DR	1	596.88
612-460-035	83644 LAPIS DR	1	596.88
612-460-036	83656 LAPIS DR	1	596.88
612-460-037	83668 LAPIS DR	1	596.88
612-460-038	83680 LAPIS DR	1	596.88
612-460-039	83692 LAPIS DR	1	596.88
612-460-040	83704 LAPIS DR	1	596.88
612-460-041	83701 SERPENTINE WAY	1	596.88
612-460-042	83689 SERPENTINE WAY	1	596.88
612-460-043	83677 SERPENTINE WAY	1	596.88
612-460-044	83665 SERPENTINE WAY	1	596.88
612-460-045	83653 SERPENTINE WAY	1	596.88
612-460-046	83641 SERPENTINE WAY	1	596.88
612-460-047	83628 SERPENTINE WAY	1	596.88
612-460-048	83640 SERPENTINE WAY	1	596.88
612-460-049	83652 SERPENTINE WAY	1	596.88
612-460-050	83664 SERPENTINE WAY	1	596.88
612-460-051	83676 SERPENTINE WAY	1	596.88
612-460-052	83688 SERPENTINE WAY	1	596.88
612-460-053	83700 SERPENTINE WAY	1	596.88
612-460-054	49361 CINNABAR LN	1	596.88
612-460-055	49391 CINNABAR LN	1	596.88
612-460-056	49421 CINNABAR LN	1	596.88
612-460-057	49451 CINNABAR LN	1	596.88
612-460-058	49481 CINNABAR LN	1	596.88
612-460-059	49511 CINNABAR LN	1	596.88
612-460-060	49541 CINNABAR LN	1	596.88
612-460-061	49571 CINNABAR LN	1	596.88
612-460-062	49601 CINNABAR LN	1	596.88
612-460-063	49631 CINNABAR LN	1	596.88
612-460-064	49661 CINNABAR LN	1	596.88
612-461-001	83708 SHADOWROCK DR	1	596.88
612-461-002	83696 SHADOWROCK DR	1	596.88
612-461-003	83684 SHADOWROCK DR	1	596.88
612-461-004	83672 SHADOWROCK DR	1	596.88
612-461-005	83660 SHADOWROCK DR	1	596.88
612-461-006	83648 SHADOWROCK DR	1	596.88
612-461-007	83636 SHADOWROCK DR	1	596.88
612-461-008	83624 SHADOWROCK DR	1	596.88
612-461-009	83612 SHADOWROCK DR	1	596.88
612-461-010	83600 SHADOWROCK DR	1	596.88
612-461-011	83588 SHADOWROCK DR	1	596.88
612-461-012	83576 SHADOWROCK DR	1	596.88
612-461-013	83564 SHADOWROCK DR	1	596.88
612-461-014	83552 SHADOWROCK DR	1	596.88
612-461-015	83540 SHADOWROCK DR	1	596.88
612-461-016	83537 LAPIS DR	1	596.88
612-461-017	83549 LAPIS DR	1	596.88
612-461-018	83561 LAPIS DR	1	596.88
612-461-019	83573 LAPIS DR	1	596.88
612-461-020	83585 LAPIS DR	1	596.88
612-461-021	83597 LAPIS DR	1	596.88
612-461-022	83609 LAPIS DR	1	596.88
612-461-023	83621 LAPIS DR	1	596.88
612-461-024	83633 LAPIS DR	1	596.88
612-461-025	83645 LAPIS DR	1	596.88
612-461-026	83657 LAPIS DR	1	596.88
612-461-027	83669 LAPIS DR	1	596.88
612-461-028	83681 LAPIS DR	1	596.88

CITY OF COACHELLA
 COACHELLA SANITARY DISTRICT
 FISCAL YEAR 2022/2023 PRELIMINARY ROLL

ASSESSOR'S PARCEL NUMBER	SITUS ADDRESS	UNITS	CHARGE
612-461-029	83693 LAPIS DR	1	596.88
612-461-030	83705 LAPIS DR	1	596.88
612-470-001	83998 FIESTA RD	1	596.88
612-470-002	83994 FIESTA RD	1	596.88
612-470-003	83990 FIESTA RD	1	596.88
612-470-004	83986 FIESTA RD	1	596.88
612-470-005	83982 FIESTA RD	1	596.88
612-470-006	83978 FIESTA RD	1	596.88
612-470-007	83974 FIESTA RD	1	596.88
612-470-008	83970 FIESTA RD	1	596.88
612-470-009	83966 FIESTA RD	1	596.88
612-470-010	83962 FIESTA RD	1	596.88
612-470-011	83958 FIESTA RD	1	596.88
612-470-012	83954 FIESTA RD	1	596.88
612-470-013	83950 FIESTA RD	1	596.88
612-470-014	83946 FIESTA RD	1	596.88
612-470-015	83942 FIESTA RD	1	596.88
612-470-016	83938 FIESTA RD	1	596.88
612-470-017	83934 FIESTA RD	1	596.88
612-470-018	83930 FIESTA RD	1	596.88
612-470-019	49117 CRESCENT WAY	1	596.88
612-470-020	49121 CRESCENT WAY	1	596.88
612-470-021	49125 CRESCENT WAY	1	596.88
612-470-022	49129 CRESCENT WAY	1	596.88
612-470-023	49133 CRESCENT WAY	1	596.88
612-470-024	49137 CRESCENT WAY	1	596.88
612-470-026	49141 CRESCENT WAY	1	596.88
612-470-027	49145 CRESCENT WAY	1	596.88
612-470-028	83931 MOONLIT DR	1	596.88
612-470-029	83935 MOONLIT DR	1	596.88
612-470-030	83939 MOONLIT DR	1	596.88
612-470-031	83943 MOONLIT DR	1	596.88
612-470-032	83947 MOONLIT DR	1	596.88
612-470-033	83951 MOONLIT DR	1	596.88
612-470-034	83955 MOONLIT DR	1	596.88
612-470-035	83959 MOONLIT DR	1	596.88
612-470-036	83963 MOONLIT DR	1	596.88
612-470-037	83967 MOONLIT DR	1	596.88
612-470-038	83971 MOONLIT DR	1	596.88
612-470-039	83975 MOONLIT DR	1	596.88
612-470-040	83979 MOONLIT DR	1	596.88
612-470-041	83983 MOONLIT DR	1	596.88
612-470-042	83987 MOONLIT DR	1	596.88
612-470-043	83991 MOONLIT DR	1	596.88
612-470-044	83995 MOONLIT DR	1	596.88
612-470-045	83999 MOONLIT DR	1	596.88
612-471-001	49138 CRESCENT WAY	1	596.88
612-471-002	49134 CRESCENT WAY	1	596.88
612-471-003	49130 CRESCENT WAY	1	596.88
612-471-004	49126 CRESCENT WAY	1	596.88
612-471-005	49122 CRESCENT WAY	1	596.88
612-471-006	83943 FIESTA RD	1	596.88
612-471-007	83947 FIESTA RD	1	596.88
612-471-008	83951 FIESTA RD	1	596.88
612-471-009	83955 FIESTA RD	1	596.88
612-471-010	83959 FIESTA RD	1	596.88
612-471-011	83963 FIESTA RD	1	596.88
612-471-012	83967 FIESTA RD	1	596.88
612-471-013	83971 FIESTA RD	1	596.88
612-471-014	83975 FIESTA RD	1	596.88
612-471-015	83979 FIESTA RD	1	596.88
612-471-016	83983 FIESTA RD	1	596.88
612-471-017	83987 FIESTA RD	1	596.88
612-471-018	83991 FIESTA RD	1	596.88
612-471-020	83992 MOONLIT DR	1	596.88
612-471-021	83998 MOONLIT DR	1	596.88
612-471-022	83984 MOONLIT DR	1	596.88
612-471-023	83980 MOONLIT DR	1	596.88
612-471-024	83976 MOONLIT DR	1	596.88
612-471-025	83972 MOONLIT DR	1	596.88
612-471-026	83968 MOONLIT DR	1	596.88
612-471-027	83964 MOONLIT DR	1	596.88
612-471-028	83960 MOONLIT DR	1	596.88
612-471-029	83956 MOONLIT DR	1	596.88
612-471-030	83952 MOONLIT DR	1	596.88
612-471-031	83948 MOONLIT DR	1	596.88
612-471-032	83944 MOONLIT DR	1	596.88
612-472-003	49120 VALLE POSADA	1	596.88
612-472-004	49124 VALLE POSADA	1	596.88
612-472-005	49128 VALLE POSADA	1	596.88
612-472-006	49132 VALLE POSADA	1	596.88
612-472-007	49136 VALLE POSADA	1	596.88
612-472-008	49140 VALLE POSADA	1	596.88
612-590-001	83496 PLUMA AZUL CT	1	596.88
612-590-002	83482 PLUMA AZUL CT	1	596.88

CITY OF COACHELLA
 COACHELLA SANITARY DISTRICT
 FISCAL YEAR 2022/2023 PRELIMINARY ROLL

ASSESSOR'S PARCEL NUMBER	SITUS ADDRESS	UNITS	CHARGE
612-590-003	83468 PLUMA AZUL CT	1	596.88
612-590-004	83454 PLUMA AZUL CT	1	596.88
612-590-005	83440 PLUMA AZUL CT	1	596.88
612-590-006	83426 PLUMA AZUL CT	1	596.88
612-590-007	83412 PLUMA AZUL CT	1	596.88
612-590-008	83398 PLUMA AZUL CT	1	596.88
612-590-009	83384 PLUMA AZUL CT	1	596.88
612-590-010	83370 PLUMA AZUL CT	1	596.88
612-590-011	83356 PLUMA AZUL CT	1	596.88
612-590-012	83342 PLUMA AZUL CT	1	596.88
612-590-013	83328 PLUMA AZUL CT	1	596.88
612-590-014	83314 PLUMA AZUL CT	1	596.88
612-590-015	49057 PLUMA BLANCA PL	1	596.88
612-590-016	49087 PLUMA BLANCA PL	1	596.88
612-590-017	49117 PLUMA BLANCA PL	1	596.88
612-590-018	49132 PLUMA VERDE PL	1	596.88
612-590-019	49102 PLUMA VERDE PL	1	596.88
612-590-020	49072 PLUMA VERDE PL	1	596.88
612-590-021	49042 PLUMA VERDE PL	1	596.88
612-590-022	49011 PLUMA VERDE PL	1	596.88
612-590-023	49041 PLUMA VERDE PL	1	596.88
612-590-024	49073 PLUMA VERDE PL	1	596.88
612-590-025	49103 PLUMA VERDE PL	1	596.88
612-590-026	49133 PLUMA VERDE PL	1	596.88
612-590-027	49163 PLUMA VERDE PL	1	596.88
612-590-028	49193 PLUMA VERDE PL	1	596.88
612-590-029	49223 PLUMA VERDE PL	1	596.88
612-590-030	49253 PLUMA VERDE PL	1	596.88
612-590-031	49283 PLUMA VERDE PL	1	596.88
612-590-032	49282 PLUMA VERDE PL	1	596.88
612-590-033	49252 PLUMA VERDE PL	1	596.88
612-590-034	49222 PLUMA VERDE PL	1	596.88
612-590-035	49192 PLUMA VERDE PL	1	596.88
612-590-036	49177 PLUMA BLANCA PL	1	596.88
612-590-037	49207 PLUMA BLANCA PL	1	596.88
612-590-038	49237 PLUMA BLANCA PL	1	596.88
612-590-039	83315 PLUMA DORADA CT	1	596.88
612-590-040	83329 PLUMA DORADA CT	1	596.88
612-590-041	83343 PLUMA DORADA CT	1	596.88
612-590-042	83357 PLUMA DORADA CT	1	596.88
612-590-043	83371 PLUMA DORADA CT	1	596.88
612-590-044	83385 PLUMA DORADA CT	1	596.88
612-590-045	83399 PLUMA DORADA CT	1	596.88
612-590-046	83413 PLUMA DORADA CT	1	596.88
612-590-047	83427 PLUMA DORADA CT	1	596.88
612-590-048	83441 PLUMA DORADA CT #1	1	596.88
612-590-049	83455 PLUMA DORADA CT	1	596.88
612-590-050	83469 PLUMA DORADA CT	1	596.88
612-590-051	83483 PLUMA DORADA CT	1	596.88
612-591-001	49220 PLUMA BLANCA PL	1	596.88
612-591-002	49190 PLUMA BLANCA PL	1	596.88
612-591-003	49160 PLUMA BLANCA PL	1	596.88
612-591-004	49130 PLUMA BLANCA PL	1	596.88
612-591-005	49100 PLUMA BLANCA PL	1	596.88
612-591-006	49070 PLUMA BLANCA PL	1	596.88
612-591-007	49067 PLUMA ROJA PL	1	596.88
612-591-008	49097 PLUMA ROJA PL	1	596.88
612-591-009	49127 PLUMA ROJA PL	1	596.88
612-591-010	49157 PLUMA ROJA PL	1	596.88
612-591-011	49187 PLUMA ROJA PL	1	596.88
612-591-012	49217 PLUMA ROJA PL	1	596.88
612-592-001	49216 PLUMA ROJA PL	1	596.88
612-592-002	49186 PLUMA ROJA PL	1	596.88
612-592-003	49156 PLUMA ROJA PL	1	596.88
612-592-004	49126 PLUMA ROJA PL	1	596.88
612-592-005	49096 PLUMA ROJA PL	1	596.88
612-592-006	49066 PLUMA ROJA PL	1	596.88
612-592-007	49069 PLUMA GRIS PL	1	596.88
612-592-008	49099 PLUMA GRIS PL	1	596.88
612-592-009	49129 PLUMA GRIS PL	1	596.88
612-592-010	49159 PLUMA GRIS PL	1	596.88
612-592-011	49189 PLUMA GRIS PL	1	596.88
612-592-012	49219 PLUMA GRIS PL	1	596.88
612-593-001	49218 PLUMA GRIS PL	1	596.88
612-593-002	49188 PLUMA GRIS PL	1	596.88
612-593-003	49158 PLUMA GRIS PL	1	596.88
612-593-004	49128 PLUMA GRIS PL	1	596.88
612-593-005	49098 PLUMA GRIS PL	1	596.88
612-593-006	49068 PLUMA GRIS PL	1	596.88
612-593-007	49071 PLUMA AMARILLA PL	1	596.88
612-593-008	49101 PLUMA AMARILLA PL	1	596.88
612-593-009	49131 PLUMA AMARILLA PL	1	596.88
612-593-010	49161 PLUMA AMARILLA PL	1	596.88
612-593-011	49191 PLUMA AMARILLA PL	1	596.88
612-593-012	49221 PLUMA AMARILLA PL	1	596.88

CITY OF COACHELLA
 COACHELLA SANITARY DISTRICT
 FISCAL YEAR 2022/2023 PRELIMINARY ROLL

ASSESSOR'S PARCEL NUMBER	SITUS ADDRESS	UNITS	CHARGE
612-600-001	83847 AVENIDA VERANO	1	596.88
612-600-002	83833 AVENIDA VERANO	1	596.88
612-600-003	83819 AVENIDA VERANO	1	596.88
612-600-004	83805 AVENIDA VERANO	1	596.88
612-600-005	83791 AVENIDA VERANO	1	596.88
612-600-006	83777 AVENIDA VERANO	1	596.88
612-600-007	83763 AVENIDA VERANO	1	596.88
612-600-008	83749 AVENIDA VERANO	1	596.88
612-600-009	49990 CALLE OCASO	1	596.88
612-600-010	49978 CALLE OCASO	1	596.88
612-600-011	49960 CALLE OCASO	1	596.88
612-600-012	49930 CALLE OCASO	1	596.88
612-600-013	49900 CALLE OCASO	1	596.88
612-600-014	49870 CALLE OCASO	1	596.88
612-600-015	49840 CALLE OCASO	1	596.88
612-600-016	49810 CALLE OCASO	1	596.88
612-600-017	49780 CALLE OCASO	1	596.88
612-600-018	49774 CALLE OCASO	1	596.88
612-601-001	49781 CALLE EL SOL	1	596.88
612-601-002	49811 CALLE EL SOL	1	596.88
612-601-003	49841 CALLE EL SOL	1	596.88
612-601-004	49871 CALLE EL SOL	1	596.88
612-601-005	49901 CALLE EL SOL	1	596.88
612-601-006	49931 CALLE EL SOL	1	596.88
612-601-007	49961 CALLE EL SOL	1	596.88
612-602-001	83948 AVENIDA VERANO	1	596.88
612-602-002	83934 AVENIDA VERANO	1	596.88
612-602-003	83920 AVENIDA VERANO	1	596.88
612-602-004	83906 AVENIDA VERANO	1	596.88
612-602-005	83892 AVENIDA VERANO	1	596.88
612-602-006	83878 AVENIDA VERANO	1	596.88
612-602-007	83864 AVENIDA VERANO	1	596.88
612-602-008	83850 AVENIDA VERANO	1	596.88
612-602-009	83836 AVENIDA VERANO	1	596.88
612-602-010	83822 AVENIDA VERANO	1	596.88
612-602-011	83808 AVENIDA VERANO	1	596.88
612-602-012	NO SITUS AVAILABLE	1	596.88
612-602-013	83780 AVENIDA VERANO	1	596.88
612-602-014	83766 AVENIDA VERANO	1	596.88
612-602-015	83763 CORTE ECLIPSE	1	596.88
612-602-016	83777 CORTE ECLIPSE	1	596.88
612-602-017	83791 CORTE ECLIPSE	1	596.88
612-602-018	83805 CORTE ECLIPSE	1	596.88
612-602-019	83819 CORTE ECLIPSE	1	596.88
612-602-020	83833 CORTE ECLIPSE	1	596.88
612-602-021	83851 CORTE ECLIPSE	1	596.88
612-602-022	83865 CORTE EL ALBA	1	596.88
612-602-023	83879 CORTE EL ALBA	1	596.88
612-602-024	83893 CORTE EL ALBA	1	596.88
612-602-025	83907 CORTE EL ALBA	1	596.88
612-602-026	83921 CORTE EL ALBA	1	596.88
612-602-027	83935 CORTE EL ALBA	1	596.88
612-602-028	83949 CORTE EL ALBA	1	596.88
612-602-030	83948 CORTE EL ALBA	1	596.88
612-602-031	83934 CORTE EL ALBA	1	596.88
612-602-032	83920 CORTE EL ALBA	1	596.88
612-602-033	83906 CORTE EL ALBA	1	596.88
612-602-034	83892 CORTE EL ALBA	1	596.88
612-602-035	83878 CORTE EL ALBA	1	596.88
612-602-036	83864 CORTE EL ALBA	1	596.88
612-602-037	83850 CORTE ECLIPSE	1	596.88
612-602-038	83836 CORTE ECLIPSE	1	596.88
612-602-039	83822 CORTE ECLIPSE	1	596.88
612-602-040	83808 CORTE ECLIPSE	1	596.88
612-602-041	83794 CORTE ECLIPSE	1	596.88
612-602-042	83780 CORTE ECLIPSE	1	596.88
612-602-043	83766 CORTE ECLIPSE	1	596.88
612-602-044	83763 CORTE ESTIVO	1	596.88
612-602-045	83777 CORTE ESTIVO	1	596.88
612-602-046	83791 CORTE ESTIVO	1	596.88
612-602-047	83805 CORTE ESTIVO	1	596.88
612-602-048	83819 CORTE ESTIVO	1	596.88
612-602-049	83833 CORTE ESTIVO	1	596.88
612-602-050	83851 CORTE ESTIVO	1	596.88
612-602-051	83865 CORTE LA MORADA	1	596.88
612-602-052	83879 CORTE LA MORADA	1	596.88
612-602-053	83893 CORTE LA MORADA	1	596.88
612-602-054	83907 CORTE LA MORADA	1	596.88
612-602-055	83921 CORTE LA MORADA	1	596.88
612-602-056	83935 CORTE LA MORADA	1	596.88
612-602-057	83949 CORTE LA MORADA	1	596.88
612-610-001	NO SITUS AVAILABLE	1	596.88
612-610-002	49750 CALLE OCASO	1	596.88
612-610-003	49720 CALLE OCASO	1	596.88
612-610-004	49690 CALLE OCASO	1	596.88

CITY OF COACHELLA
 COACHELLA SANITARY DISTRICT
 FISCAL YEAR 2022/2023 PRELIMINARY ROLL

ASSESSOR'S PARCEL NUMBER	SITUS ADDRESS	UNITS	CHARGE
612-610-005	49660 CALLE OCASO	1	596.88
612-610-006	49630 CALLE OCASO	1	596.88
612-610-007	49600 CALLE OCASO	1	596.88
612-610-008	49590 CALLE OCASO	1	596.88
612-610-009	49540 CALLE OCASO	1	596.88
612-610-010	49510 CALLE OCASO	1	596.88
612-610-011	83762 AVENIDA LA LUNA	1	596.88
612-610-012	83770 AVENIDA LA LUNA	1	596.88
612-610-013	83790 AVENIDA LA LUNA	1	596.88
612-610-014	83806 AVENIDA LA LUNA	1	596.88
612-610-015	83820 AVENIDA LA LUNA	1	596.88
612-610-016	83836 AVENIDA LA LUNA	1	596.88
612-610-017	83848 AVENIDA LA LUNA	1	596.88
612-610-018	83864 AVENIDA LA LUNA	1	596.88
612-610-019	83878 AVENIDA LA LUNA	1	596.88
612-610-020	83892 AVENIDA LA LUNA	1	596.88
612-610-021	83920 AVENIDA LA LUNA	1	596.88
612-610-022	83934 AVENIDA LA LUNA	1	596.88
612-610-023	83948 AVENIDA LA LUNA	1	596.88
612-610-024	83962 AVENIDA LA LUNA	1	596.88
612-610-025	49481 CALLE EL SOL	1	596.88
612-610-026	49511 CALLE EL SOL	1	596.88
612-610-027	49541 CALLE EL SOL	1	596.88
612-610-028	49571 CALLE EL SOL	1	596.88
612-610-029	49601 CALLE EL SOL	1	596.88
612-610-030	49631 CALLE EL SOL	1	596.88
612-610-031	49661 CALLE EL SOL	1	596.88
612-610-032	49691 CALLE EL SOL	1	596.88
612-610-033	49721 CALLE EL SOL	1	596.88
612-610-034	49751 CALLE EL SOL	1	596.88
612-611-002	83948 CORTE LA MORADA	1	596.88
612-611-003	83934 CORTE LA MORADA	1	596.88
612-611-004	83920 CORTE LA MORADA	1	596.88
612-611-005	83906 CORTE LA MORADA	1	596.88
612-611-006	83892 CORTE LA MORADA	1	596.88
612-611-007	83878 CORTE LA MORADA	1	596.88
612-611-008	83864 CORTE LA MORADA	1	596.88
612-611-009	83850 CORTE ESTIVO	1	596.88
612-611-010	83836 CORTE ESTIVO	1	596.88
612-611-011	83822 CORTE ESTIVO	1	596.88
612-611-012	83808 CORTE ESTIVO	1	596.88
612-611-013	83794 CORTE ESTIVO	1	596.88
612-611-014	83780 CORTE ESTIVO	1	596.88
612-611-015	83766 CORTE ESTIVO	1	596.88
612-611-016	83763 CORTE SOLIS	1	596.88
612-611-017	83777 CORTE SOLIS	1	596.88
612-611-018	83791 CORTE SOLIS	1	596.88
612-611-019	83805 CORTE SOLIS	1	596.88
612-611-020	83819 CORTE SOLIS	1	596.88
612-611-021	83833 CORTE SOLIS	1	596.88
612-611-022	83851 CORTE SOLIS	1	596.88
612-611-023	83865 CORTE SOLEADO	1	596.88
612-611-024	83879 CORTE SOLEADO	1	596.88
612-611-025	83893 CORTE SOLEADO	1	596.88
612-611-026	83907 CORTE SOLEADO	1	596.88
612-611-027	83921 CORTE SOLEADO	1	596.88
612-611-028	83935 CORTE SOLEADO	1	596.88
612-611-029	83949 CORTE SOLEADO	1	596.88
612-611-031	83948 CORTE SOLEADO	1	596.88
612-611-032	83934 CORTE SOLEADO	1	596.88
612-611-033	83920 CORTE SOLEADO	1	596.88
612-611-034	83906 CORTE SOLEADO	1	596.88
612-611-035	83892 CORTE SOLEADO	1	596.88
612-611-036	83878 CORTE SOLEADO	1	596.88
612-611-037	83864 CORTE SOLEADO	1	596.88
612-611-038	83850 CORTE SOLIS	1	596.88
612-611-039	83836 CORTE SOLIS	1	596.88
612-611-040	83822 CORTE SOLIS	1	596.88
612-611-041	83808 CORTE SOLIS	1	596.88
612-611-042	83794 CORTE SOLIS	1	596.88
612-611-043	83780 CORTE SOLIS	1	596.88
612-611-044	83766 CORTE SOLIS	1	596.88
612-611-045	83763 AVENIDA LA LUNA	1	596.88
612-611-046	83777 AVENIDA LA LUNA	1	596.88
612-611-047	83791 AVENIDA LA LUNA	1	596.88
612-611-048	83805 AVENIDA LA LUNA	1	596.88
612-611-049	83819 AVENIDA LA LUNA	1	596.88
612-611-050	83833 AVENIDA LA LUNA	1	596.88
612-611-051	83851 AVENIDA LA LUNA	1	596.88
612-611-052	83865 AVENIDA LA LUNA	1	596.88
612-611-053	83879 AVENIDA LA LUNA	1	596.88
612-611-054	83893 AVENIDA LA LUNA	1	596.88
612-611-055	83907 AVENIDA LA LUNA	1	596.88
612-611-056	83921 AVENIDA LA LUNA	1	596.88
612-611-057	83935 AVENIDA LA LUNA	1	596.88

CITY OF COACHELLA
 COACHELLA SANITARY DISTRICT
 FISCAL YEAR 2022/2023 PRELIMINARY ROLL

ASSESSOR'S PARCEL NUMBER	SITUS ADDRESS	UNITS	CHARGE
612-611-058	83949 AVENIDA LA LUNA	1	596.88
697-320-001	86111 ARROWOOD AVE	1	596.88
697-320-002	86115 ARROWOOD AVE	1	596.88
697-320-003	86119 ARROWOOD AVE	1	596.88
697-320-004	86123 ARROWOOD AVE	1	596.88
697-320-005	86127 ARROWOOD AVE	1	596.88
697-320-006	86131 ARROWOOD AVE	1	596.88
697-320-007	86135 ARROWOOD AVE	1	596.88
697-320-008	86139 ARROWOOD AVE	1	596.88
697-320-009	86143 ARROWOOD AVE	1	596.88
697-320-010	86153 ARROWOOD AVE	1	596.88
697-320-011	86157 ARROWOOD AVE	1	596.88
697-320-012	86161 ARROWOOD AVE	1	596.88
697-320-013	86165 ARROWOOD AVE	1	596.88
697-320-014	86169 ARROWOOD AVE	1	596.88
697-320-015	86173 ARROWOOD AVE	1	596.88
697-320-016	44449 MASSON DR	1	596.88
697-320-017	44453 MASSON DR	1	596.88
697-320-018	44457 MASSON DR	1	596.88
697-320-019	44461 MASSON DR	1	596.88
697-320-020	44465 MASSON DR	1	596.88
697-320-021	44469 MASSON DR	1	596.88
697-320-022	44473 MASSON DR	1	596.88
697-320-023	86172 SONOMA CREEK RD	1	596.88
697-320-024	86168 SONOMA CREEK RD	1	596.88
697-320-025	86164 SONOMA CREEK RD	1	596.88
697-320-026	44470 DUCKHORN DR	1	596.88
697-320-027	44466 DUCKHORN DR	1	596.88
697-320-028	44462 DUCKHORN DR	1	596.88
697-320-029	44458 DUCKHORN DR	1	596.88
697-320-030	44454 DUCKHORN DR	1	596.88
697-320-031	44450 DUCKHORN DR	1	596.88
697-320-032	44451 DUCKHORN DR	1	596.88
697-320-033	44455 DUCKHORN DR	1	596.88
697-320-034	44459 DUCKHORN DR	1	596.88
697-320-035	44463 DUCKHORN DR	1	596.88
697-320-036	44467 DUCKHORN DR	1	596.88
697-320-037	44471 DUCKHORN DR	1	596.88
697-320-040	86136 SONOMA CREEK RD	1	596.88
697-320-041	86132 SONOMA CREEK RD	1	596.88
697-320-042	86128 SONOMA CREEK RD	1	596.88
697-320-043	86124 SONOMA CREEK RD	1	596.88
697-320-044	86120 SONOMA CREEK RD	1	596.88
697-320-045	86116 SONOMA CREEK RD	1	596.88
697-320-046	86113 SONOMA CREEK RD	1	596.88
697-320-047	86117 SONOMA CREEK RD	1	596.88
697-320-048	86121 SONOMA CREEK RD	1	596.88
697-320-049	86125 SONOMA CREEK RD	1	596.88
697-320-050	86129 SONOMA CREEK RD	1	596.88
697-320-051	86133 SONOMA CREEK RD	1	596.88
697-320-052	86137 SONOMA CREEK RD	1	596.88
697-320-053	86141 SONOMA CREEK RD	1	596.88
697-320-054	86145 SONOMA CREEK RD	1	596.88
697-320-055	86149 SONOMA CREEK RD	1	596.88
697-320-056	86153 SONOMA CREEK RD	1	596.88
697-320-057	86157 SONOMA CREEK RD	1	596.88
697-320-058	86161 SONOMA CREEK RD	1	596.88
697-320-059	86165 SONOMA CREEK RD	1	596.88
697-320-060	86169 SONOMA CREEK RD	1	596.88
697-320-061	86173 SONOMA CREEK RD	1	596.88
697-320-062	86177 SONOMA CREEK RD	1	596.88
697-320-063	86181 SONOMA CREEK RD	1	596.88
697-320-064	44468 MASSON DR	1	596.88
697-320-065	44464 MASSON DR	1	596.88
697-320-066	44460 MASSON DR	1	596.88
697-320-067	44456 MASSON DR	1	596.88
697-320-068	44452 MASSON DR	1	596.88
697-320-069	44448 MASSON DR	1	596.88
697-320-077	86140 SONOMA CREEK	1	596.88
697-320-079	44475 DUCKHORN	1	596.88
697-340-001	86265 PINOT NOIR LN	1	596.88
697-340-002	86257 PINOT NOIR LN	1	596.88
697-340-003	86249 PINOT NOIR LN	1	596.88
697-340-004	86241 PINOT NOIR LN	1	596.88
697-340-005	86233 PINOT NOIR LN	1	596.88
697-340-006	86225 PINOT NOIR LN	1	596.88
697-341-001	86211 PINOT NOIR LN	1	596.88
697-341-002	86203 PINOT NOIR LN	1	596.88
697-341-003	86195 PINOT NOIR LN	1	596.88
697-341-004	86187 PINOT NOIR LN	1	596.88
697-341-005	86179 PINOT NOIR LN	1	596.88
697-341-006	86171 PINOT NOIR LN	1	596.88
697-341-007	86163 PINOT NOIR LN	1	596.88
697-341-008	86155 PINOT NOIR LN	1	596.88
697-341-009	86147 PINOT NOIR LN	1	596.88

CITY OF COACHELLA
 COACHELLA SANITARY DISTRICT
 FISCAL YEAR 2022/2023 PRELIMINARY ROLL

ASSESSOR'S PARCEL NUMBER	SITUS ADDRESS	UNITS	CHARGE
697-341-010	86139 PINOT NOIR LN	1	596.88
697-341-011	86131 PINOT NOIR LN	1	596.88
697-341-012	86123 PINOT NOIR LN	1	596.88
697-341-013	86122 PINOT NOIR LN	1	596.88
697-341-014	86130 PINOT NOIR LN	1	596.88
697-341-015	86138 PINOT NOIR LN	1	596.88
697-341-016	86146 PINOT NOIR LN	1	596.88
697-341-017	86170 SONOMA CT	1	596.88
697-341-018	86178 SONOMA CT	1	596.88
697-341-019	86184 SONOMA CT	1	596.88
697-341-020	86192 SONOMA CT	1	596.88
697-341-021	86200 SONOMA CT	1	596.88
697-341-022	86208 SONOMA CT	1	596.88
697-341-023	86214 SONOMA CT	1	596.88
697-341-024	86222 SONOMA CT	1	596.88
697-341-025	86230 SONOMA CT	1	596.88
697-341-026	86231 GRENACHE LN	1	596.88
697-341-027	86223 GRENACHE LN	1	596.88
697-341-028	86217 GRENACHE LN	1	596.88
697-341-029	86209 GRENACHE LN	1	596.88
697-341-030	86201 GRENACHE LN	1	596.88
697-341-031	86195 GRENACHE LN	1	596.88
697-341-032	86187 GRENACHE LN	1	596.88
697-341-033	86179 GRENACHE LN	1	596.88
697-341-034	86171 GRENACHE LN	1	596.88
697-341-035	86163 GRENACHE LN	1	596.88
697-342-001	86162 PINOT NOIR LN	1	596.88
697-342-002	86170 PINOT NOIR LN	1	596.88
697-342-003	86178 PINOT NOIR LN	1	596.88
697-342-004	86186 PINOT NOIR LN	1	596.88
697-342-005	86194 PINOT NOIR LN	1	596.88
697-342-006	86202 PINOT NOIR LN	1	596.88
697-342-007	86210 PINOT NOIR LN	1	596.88
697-342-008	86218 PINOT NOIR LN	1	596.88
697-342-009	86226 PINOT NOIR LN	1	596.88
697-342-010	86234 PINOT NOIR LN	1	596.88
697-342-011	86242 PINOT NOIR LN	1	596.88
697-342-012	45945 MERITAGE LN	1	596.88
697-342-013	45941 MERITAGE LN	1	596.88
697-342-014	45937 MERITAGE LN	1	596.88
697-342-015	86219 SONOMA CT	1	596.88
697-342-016	86211 SONOMA CT	1	596.88
697-342-017	86203 SONOMA CT	1	596.88
697-342-018	86195 SONOMA CT	1	596.88
697-342-019	86187 SONOMA CT	1	596.88
697-342-020	86179 SONOMA CT	1	596.88
697-343-001	86164 GRENACHE LN	1	596.88
697-343-002	86172 GRENACHE LN	1	596.88
697-343-003	86180 GRENACHE LN	1	596.88
697-343-004	86188 GRENACHE LN	1	596.88
697-343-005	86196 GRENACHE LN	1	596.88
697-343-006	86204 GRENACHE LN	1	596.88
697-343-007	86214 GRENACHE LN	1	596.88
697-343-008	86222 GRENACHE LN	1	596.88
697-343-009	86230 GRENACHE LN	1	596.88
697-344-009	45928 MERITAGE LN	1	596.88
697-344-010	45930 MERITAGE LN	1	596.88
697-344-011	45934 MERITAGE LN	1	596.88
697-344-012	45938 MERITAGE LN	1	596.88
697-344-013	45942 MERITAGE LN	1	596.88
697-344-014	45946 MERITAGE LN	1	596.88
697-344-015	45950 MERITAGE LN	1	596.88
697-344-016	45954 MERITAGE LN	1	596.88
697-344-017	45960 MERITAGE LN	1	596.88
697-344-018	45964 MERITAGE LN	1	596.88
697-344-019	45968 MERITAGE LN	1	596.88
697-344-020	45972 MERITAGE LN	1	596.88
697-344-021	45976 MERITAGE LN	1	596.88
697-344-022	45980 MERITAGE LN	1	596.88
697-344-023	45984 MERITAGE LN	1	596.88
697-344-024	45988 MERITAGE LN	1	596.88
763-041-001	50580 TYLER ST	1	596.88
763-041-002	50600 TYLER ST	1	596.88
763-041-003	50630 TYLER ST	1	596.88
763-041-004	50650 TYLER ST	1	596.88
763-041-005	50680 TYLER ST	1	596.88
763-041-006	50700 TYLER ST	1	596.88
763-041-007	50730 TYLER ST	1	596.88
763-041-008	50750 TYLER ST	1	596.88
763-041-009	50780 TYLER ST	1	596.88
763-041-010	50800 TYLER ST	1	596.88
763-041-011	50555 CALLE MENDOZA	1	596.88
763-041-012	50565 CALLE MENDOZA	1	596.88
763-041-013	50575 CALLE MENDOZA	1	596.88
763-041-014	50585 CALLE MENDOZA	1	596.88

CITY OF COACHELLA
 COACHELLA SANITARY DISTRICT
 FISCAL YEAR 2022/2023 PRELIMINARY ROLL

ASSESSOR'S PARCEL NUMBER	SITUS ADDRESS	UNITS	CHARGE
763-041-015	86100 CORTE OLIVIA	1	596.88
763-041-016	86090 CORTE OLIVIA	1	596.88
763-041-017	86080 CORTE OLIVIA	1	596.88
763-041-018	86070 CORTE OLIVIA	1	596.88
763-041-019	86060 CORTE OLIVIA	1	596.88
763-041-020	86050 CORTE OLIVIA	1	596.88
763-041-021	86051 CORTE OLIVIA	1	596.88
763-041-022	86061 CORTE OLIVIA	1	596.88
763-041-023	86071 CORTE OLIVIA	1	596.88
763-041-024	86081 CORTE OLIVIA	1	596.88
763-041-025	86091 CORTE OLIVIA	1	596.88
763-041-026	86095 CORTE OLIVIA	1	596.88
763-041-027	86101 CORTE OLIVIA	1	596.88
763-041-028	50661 CALLE MENDOZA	1	596.88
763-041-029	50671 CALLE MENDOZA	1	596.88
763-041-030	50681 CALLE MENDOZA	1	596.88
763-041-031	50691 CALLE MENDOZA	1	596.88
763-041-032	50701 CALLE MENDOZA	1	596.88
763-041-033	86140 CALLE PIZANO	1	596.88
763-041-034	86030 CALLE PIZANO	1	596.88
763-041-035	86040 CALLE PIZANO	1	596.88
763-041-036	86050 CALLE PIZANO	1	596.88
763-041-037	86060 CALLE PIZANO	1	596.88
763-041-038	86070 CALLE PIZANO	1	596.88
763-041-039	86080 CORTE STELLA	1	596.88
763-041-040	86090 CORTE STELLA	1	596.88
763-041-041	86100 CORTE STELLA	1	596.88
763-041-042	86110 CORTE STELLA	1	596.88
763-041-043	86130 CALLE PIZANO	1	596.88
763-041-044	86120 CORTE STELLA	1	596.88
763-042-001	50530 CALLE MENDOZA	1	596.88
763-042-002	50550 CALLE MENDOZA	1	596.88
763-042-003	50560 CALLE MENDOZA	1	596.88
763-042-004	NO SITUS AVAILABLE	1	596.88
763-042-005	50580 CALLE MENDOZA	1	596.88
763-042-006	50590 CALLE MENDOZA	1	596.88
763-042-007	50600 CALLE MENDOZA	1	596.88
763-042-008	50610 CALLE MENDOZA	1	596.88
763-042-009	50620 CALLE MENDOZA	1	596.88
763-042-010	50630 CALLE MENDOZA	1	596.88
763-042-011	50640 CALLE MENDOZA	1	596.88
763-042-012	50650 CALLE MENDOZA	1	596.88
763-042-013	50660 CALLE MENDOZA	1	596.88
763-042-014	50670 CALLE MENDOZA	1	596.88
763-042-015	50680 CALLE MENDOZA	1	596.88
763-042-016	50690 CALLE MENDOZA	1	596.88
763-042-017	50700 CALLE MENDOZA	1	596.88
763-042-018	50720 CALLE MENDOZA	1	596.88
763-042-019	50740 CALLE MENDOZA	1	596.88
763-051-001	50850 TYLER ST	1	596.88
763-051-002	86021 CALLE PIZANO	1	596.88
763-051-003	86031 CALLE PIZANO	1	596.88
763-051-004	86041 CALLE PIZANO	1	596.88
763-051-005	86051 CALLE PIZANO	1	596.88
763-051-006	86061 CALLE PIZANO	1	596.88
763-051-007	86071 CALLE PIZANO	1	596.88
763-051-008	86081 CALLE PIZANO	1	596.88
763-051-009	86091 CALLE PIZANO	1	596.88
763-051-010	86101 CALLE PIZANO	1	596.88
763-051-011	86111 CALLE PIZANO	1	596.88
763-051-012	86121 CALLE PIZANO	1	596.88
763-051-013	86131 CALLE PIZANO	1	596.88
763-051-014	86141 CALLE PIZANO	1	596.88
763-051-015	50781 CALLE MENDOZA	1	596.88
763-051-016	50811 CALLE MENDOZA	1	596.88
763-051-017	50851 CALLE MENDOZA	1	596.88
763-051-018	86170 LAS FLORES AVE	1	596.88
763-051-019	86160 LAS FLORES AVE	1	596.88
763-051-020	86150 LAS FLORES AVE	1	596.88
763-051-021	86140 LAS FLORES AVE	1	596.88
763-051-022	86130 LAS FLORES AVE	1	596.88
763-051-023	86120 LAS FLORES AVE	1	596.88
763-051-024	86110 LAS FLORES AVE	1	596.88
763-051-025	86100 LAS FLORES AVE	1	596.88
763-051-026	86090 LAS FLORES AVE	1	596.88
763-051-027	86080 LAS FLORES AVE	1	596.88
763-051-028	86070 LAS FLORES AVE	1	596.88
763-051-029	86060 LAS FLORES AVE	1	596.88
763-051-030	86050 LAS FLORES AVE	1	596.88
763-051-031	86040 LAS FLORES AVE	1	596.88
763-051-032	86030 LAS FLORES AVE	1	596.88
763-051-033	86020 LAS FLORES AVE	1	596.88
763-051-034	86010 LAS FLORES AVE	1	596.88
763-052-001	50760 CALLE MENDOZA	1	596.88
763-052-002	50780 CALLE MENDOZA	1	596.88

CITY OF COACHELLA
 COACHELLA SANITARY DISTRICT
 FISCAL YEAR 2022/2023 PRELIMINARY ROLL

ASSESSOR'S PARCEL NUMBER	SITUS ADDRESS	UNITS	CHARGE
763-052-003	50800 CALLE MENDOZA	1	596.88
763-052-004	50820 CALLE MENDOZA	1	596.88
763-052-005	50850 CALLE MENDOZA	1	596.88
763-052-006	50880 CALLE MENDOZA	1	596.88
763-052-007	86190 LAS FLORES AVE	1	596.88
763-052-008	86200 LAS FLORES AVE	1	596.88
763-053-001	86011 LAS FLORES AVE	1	596.88
763-053-002	86021 LAS FLORES AVE	1	596.88
763-053-003	86031 LAS FLORES AVE	1	596.88
763-053-004	86041 LAS FLORES AVE	1	596.88
763-053-005	86051 LAS FLORES AVE	1	596.88
763-053-006	86061 LAS FLORES AVE	1	596.88
763-053-007	86071 LAS FLORES AVE	1	596.88
763-053-008	86081 LAS FLORES AVE	1	596.88
763-053-009	86091 LAS FLORES AVE	1	596.88
763-053-010	86101 LAS FLORES AVE	1	596.88
763-053-011	86121 LAS FLORES AVE	1	596.88
763-053-012	86131 LAS FLORES AVE	1	596.88
763-053-013	86141 LAS FLORES AVE	1	596.88
763-053-014	86151 LAS FLORES AVE	1	596.88
763-053-015	86161 LAS FLORES AVE	1	596.88
763-053-016	86171 LAS FLORES AVE	1	596.88
763-053-017	86181 LAS FLORES AVE	1	596.88
763-053-018	86191 LAS FLORES AVE	1	596.88
763-053-019	86201 LAS FLORES AVE	1	596.88
763-411-001	51927 LA PONDEROSA DR	1	596.88
763-411-002	51951 LA PONDEROSA DR	1	596.88
763-411-003	51975 LA PONDEROSA DR	1	596.88
763-412-002	86705 NAOMI CT	1	596.88
763-412-003	86717 NAOMI CT	1	596.88
763-412-004	86729 NAOMI CT	1	596.88
763-412-005	86741 NAOMI CT	1	596.88
763-412-006	86753 NAOMI CT	1	596.88
763-412-007	86765 NAOMI CT	1	596.88
763-412-008	86777 NAOMI CT	1	596.88
763-412-009	86789 NAOMI CT	1	596.88
763-412-010	86788 NAOMI CT	1	596.88
763-412-011	86776 NAOMI CT	1	596.88
763-412-012	86764 NAOMI CT	1	596.88
763-412-013	86752 NAOMI CT	1	596.88
763-412-014	86751 ROMUALDA CT	1	596.88
763-412-015	86763 ROMUALDA CT	1	596.88
763-412-016	86775 ROMUALDA CT	1	596.88
763-412-017	86787 ROMUALDA CT	1	596.88
763-412-018	86786 ROMUALDA CT	1	596.88
763-412-019	86774 ROMUALDA CT	1	596.88
763-412-020	86762 ROMUALDA CT	1	596.88
763-412-021	86750 ROMUALDA CT	1	596.88
763-412-022	86755 ORTIZ ST	1	596.88
763-412-023	86767 ORTIZ ST	1	596.88
763-412-024	86779 ORTIZ ST	1	596.88
763-412-025	86791 ORTIZ ST	1	596.88
763-412-026	86803 ORTIZ ST	1	596.88
763-412-027	51841 HERNANDEZ ST #LA	1	596.88
763-412-028	51863 HERNANDEZ ST #LA	1	596.88
763-412-029	51865 HERNANDEZ ST #LA	1	596.88
763-412-031	51889 HERNANDEZ ST #LA	1	596.88
763-412-032	51901 HERNANDEZ ST #LA	1	596.88
763-412-033	51913 HERNANDEZ ST #LA	1	596.88
763-412-034	51925 HERNANDEZ ST #LA	1	596.88
763-412-035	51937 HERNANDEZ ST #LA	1	596.88
763-412-036	51949 HERNANDEZ ST #LA	1	596.88
763-412-037	51961 HERNANDEZ ST #LA	1	596.88
763-412-038	51973 HERNANDEZ ST #LA	1	596.88
763-413-002	51880 HERNANDEZ ST #LA	1	596.88
763-413-003	51856 HERNANDEZ ST #LA	1	596.88
763-413-004	51832 HERNANDEZ ST #LA	1	596.88
763-413-005	51808 HERNANDEZ ST #LA	1	596.88
763-413-006	51784 HERNANDEZ ST #LA	1	596.88
763-413-007	51760 HERNANDEZ ST #LA	1	596.88
763-413-008	51736 HERNANDEZ ST #LA	1	596.88
763-413-009	51712 HERNANDEZ ST #LA	1	596.88
763-413-010	51688 HERNANDEZ ST #LA	1	596.88
763-413-011	51664 HERNANDEZ ST #LA	1	596.88
763-413-012	51640 HERNANDEZ ST #LA	1	596.88
763-413-013	51616 HERNANDEZ ST #LA	1	596.88
763-413-014	51592 HERNANDEZ ST #LA	1	596.88
763-413-015	51568 HERNANDEZ ST #LA	1	596.88
763-413-016	51544 HERNANDEZ ST #LA	1	596.88
763-413-017	51520 HERNANDEZ ST #LA	1	596.88
763-414-001	51805 PEREZ ST	1	596.88
763-414-002	51817 PEREZ ST	1	596.88
763-414-003	51829 PEREZ ST	1	596.88
763-414-004	51841 PEREZ ST	1	596.88
763-414-005	51853 PEREZ ST	1	596.88

CITY OF COACHELLA
 COACHELLA SANITARY DISTRICT
 FISCAL YEAR 2022/2023 PRELIMINARY ROLL

ASSESSOR'S PARCEL NUMBER	SITUS ADDRESS	UNITS	CHARGE
763-414-006	51865 PEREZ ST	1	596.88
763-414-007	51877 PEREZ ST	1	596.88
763-414-008	51889 PEREZ ST	1	596.88
763-414-009	51901 PEREZ ST	1	596.88
763-421-001	51496 HERNANDEZ ST #LA	1	596.88
763-421-002	51472 HERNANDEZ ST #LA	1	596.88
763-421-003	51448 HERNANDEZ ST #LA	1	596.88
763-421-004	51424 HERNANDEZ ST #LA	1	596.88
763-421-005	51400 HERNANDEZ ST #LA	1	596.88
763-421-006	51376 HERNANDEZ ST #LA	1	596.88
763-421-007	51352 HERNANDEZ ST #LA	1	596.88
763-421-008	51328 HERNANDEZ ST #LA	1	596.88
763-421-009	51304 HERNANDEZ ST #LA	1	596.88
763-421-010	51280 HERNANDEZ ST #LA	1	596.88
763-421-011	51256 HERNANDEZ ST #LA	1	596.88
763-421-012	51232 HERNANDEZ ST #LA	1	596.88
763-421-013	51208 HERNANDEZ ST #LA	1	596.88
763-421-014	51376 LA PONDEROSA DR	1	596.88
763-421-015	51362 LA PONDEROSA DR	1	596.88
763-421-016	51328 LA PONDEROSA DR	1	596.88
763-421-017	51399 LA PONDEROSA DR	1	596.88
763-421-018	51423 LA PONDEROSA DR	1	596.88
763-421-019	51447 LA PONDEROSA DR	1	596.88
763-421-020	51471 LA PONDEROSA DR	1	596.88
763-421-021	51495 LA PONDEROSA DR	1	596.88
763-421-022	51519 LA PONDEROSA DR	1	596.88
763-421-023	51543 LA PONDEROSA DR	1	596.88
763-421-024	51567 LA PONDEROSA DR	1	596.88
763-421-025	51591 LA PONDEROSA DR	1	596.88
763-421-026	51615 LA PONDEROSA DR	1	596.88
763-421-027	51639 LA PONDEROSA DR	1	596.88
763-421-028	51663 LA PONDEROSA DR	1	596.88
763-421-029	51687 LA PONDEROSA DR	1	596.88
763-421-030	51711 LA PONDEROSA DR	1	596.88
763-421-031	51735 LA PONDEROSA DR	1	596.88
763-421-032	51759 LA PONDEROSA DR	1	596.88
763-421-033	51783 LA PONDEROSA DR	1	596.88
763-421-034	51807 LA PONDEROSA DR	1	596.88
763-421-035	51831 LA PONDEROSA DR	1	596.88
763-421-036	51855 LA PONDEROSA DR	1	596.88
763-421-038	51903 LA PONDEROSA DR	1	596.88
763-422-001	51733 PEREZ ST	1	596.88
763-422-002	51745 PEREZ ST	1	596.88
763-422-003	51757 PEREZ ST	1	596.88
763-422-004	51769 PEREZ ST	1	596.88
763-422-005	51781 PEREZ ST	1	596.88
763-422-006	51793 PEREZ ST	1	596.88
763-422-007	51808 LA PONDEROSA DR	1	596.88
763-422-008	51784 LA PONDEROSA DR	1	596.88
763-422-009	51760 LA PONDEROSA DR	1	596.88
763-422-010	51736 LA PONDEROSA DR	1	596.88
763-422-011	51702 LA PONDEROSA DR	1	596.88
763-422-012	51688 LA PONDEROSA DR	1	596.88
763-422-013	51664 LA PONDEROSA DR	1	596.88
763-422-014	51640 LA PONDEROSA DR	1	596.88
763-422-015	51616 LA PONDEROSA DR	1	596.88
763-422-016	51592 LA PONDEROSA DR	1	596.88
763-422-017	51568 LA PONDEROSA DR	1	596.88
763-422-018	51544 LA PONDEROSA DR	1	596.88
763-422-019	51520 LA PONDEROSA DR	1	596.88
763-422-020	51496 LA PONDEROSA DR	1	596.88
763-422-021	51472 LA PONDEROSA DR	1	596.88
763-422-022	51448 LA PONDEROSA DR	1	596.88
763-422-023	51424 LA PONDEROSA DR	1	596.88
763-422-024	51400 LA PONDEROSA DR	1	596.88
763-422-025	51745 HERNANDEZ ST #LA	1	596.88
763-422-026	51757 HERNANDEZ ST #LA	1	596.88
763-423-001	86776 ORTIZ ST	1	596.88
763-423-002	86764 ORTIZ ST	1	596.88
763-423-003	86752 ORTIZ ST	1	596.88
763-423-004	NO SITUS AVAILABLE	1	596.88
763-423-005	51769 HERNANDEZ ST #LA	1	596.88
763-423-006	51781 HERNANDEZ ST #LA	1	596.88
763-423-007	51793 HERNANDEZ ST #LA	1	596.88
763-423-008	51805 HERNANDEZ ST #LA	1	596.88
763-423-009	51817 HERNANDEZ ST #LA	1	596.88
763-423-010	51829 HERNANDEZ ST	1	596.88
763-431-001	51349 PALMERAS CIR	1	596.88
763-431-002	51325 PALMERAS CIR	1	596.88
763-431-005	86026 PALMERAS CIR	1	596.88
763-431-006	86036 PALMERAS CIR	1	596.88
763-431-007	86046 PALMERAS CIR	1	596.88
763-431-009	86066 PALMERAS CIR	1	596.88
763-431-012	86096 PALMERAS CIR	1	596.88
763-431-013	86106 PALMERAS CIR	1	596.88

CITY OF COACHELLA
 COACHELLA SANITARY DISTRICT
 FISCAL YEAR 2022/2023 PRELIMINARY ROLL

ASSESSOR'S PARCEL NUMBER	SITUS ADDRESS	UNITS	CHARGE
763-431-014	86116 PALMERAS CIR	1	596.88
763-431-015	86126 PALMERAS CIR	1	596.88
763-431-016	86136 PALMERAS CIR	1	596.88
763-431-017	86129 PALMERAS CIR	1	596.88
763-431-018	86119 PALMERAS CIR	1	596.88
763-431-019	86109 PALMERAS CIR	1	596.88
763-431-020	86099 PALMERAS CIR	1	596.88
763-431-021	86089 PALMERAS CIR	1	596.88
763-431-025	51467 PALMERAS CIR	1	596.88
763-431-028	86035 PALMERAS CIR	1	596.88
763-431-029	86045 PALMERAS CIR	1	596.88
763-431-030	86055 PALMERAS CIR	1	596.88
763-431-031	51363 PALOMA DR	1	596.88
763-431-032	51383 PALOMA DR	1	596.88
763-431-033	51403 PALOMA DR	1	596.88
763-431-035	51443 PALOMA DR ##58	1	596.88
763-431-036	51463 PALOMA DR	1	596.88
763-431-037	51464 PALOMA DR	1	596.88
763-431-038	51444 PALOMA DR #LA	1	596.88
763-431-039	51424 PALOMA DR	1	596.88
763-431-040	51404 PALOMA DR	1	596.88
763-431-041	51384 PALOMA DR	1	596.88
763-431-042	51364 PALOMA DR	1	596.88
763-431-043	51344 PALOMA DR	1	596.88
763-431-044	51324 PALOMA DR	1	596.88
763-431-045	51325 MARIPOSA DR	1	596.88
763-431-046	51345 MARIPOSA DR	1	596.88
763-431-047	51365 MARIPOSA DR	1	596.88
763-431-048	51385 MARIPOSA DR	1	596.88
763-431-049	51405 MARIPOSA DR	1	596.88
763-431-050	51425 MARIPOSA DR	1	596.88
763-431-051	51445 MARIPOSA DR	1	596.88
763-431-052	51465 MARIPOSA DR	1	596.88
763-431-053	51462 MARIPOSA DR	1	596.88
763-431-054	51442 MARIPOSA DR	1	596.88
763-431-055	51422 MARIPOSA DR	1	596.88
763-431-056	51402 MARIPOSA DR	1	596.88
763-431-057	51382 MARIPOSA DR	1	596.88
763-431-058	51362 MARIPOSA DR	1	596.88
763-431-059	51342 MARIPOSA DR	1	596.88
763-431-060	51322 MARIPOSA DR	1	596.88
763-431-061	51321 CHUPAROSA DR	1	596.88
763-431-062	51341 CHUPAROSA DR	1	596.88
763-431-063	51361 CHUPAROSA DR	1	596.88
763-431-064	51381 CHUPAROSA DR	1	596.88
763-431-065	51401 CHUPAROSA DR	1	596.88
763-431-066	51421 CHUPAROSA DR	1	596.88
763-431-067	51441 CHUPAROSA DR	1	596.88
763-431-068	51461 CHUPAROSA DR	1	596.88
763-431-078	51434 TYLER ST	1	596.88
763-431-079	51462 TYLER ST	1	596.88
763-431-080	86037 PALMERAS CIR	1	596.88
763-432-001	86146 PALMERAS CIR	1	596.88
763-432-002	86156 PALMERAS CIR	1	596.88
763-432-003	86166 PALMERAS CIR	1	596.88
763-432-004	86176 PALMERAS CIR	1	596.88
763-432-005	86186 PALMERAS CIR	1	596.88
763-432-006	86196 PALMERAS CIR	1	596.88
763-432-007	86206 PALMERAS CIR	1	596.88
763-432-008	86216 PALMERAS CIR	1	596.88
763-432-009	51310 PALMERAS CIR	1	596.88
763-432-010	51330 PALMERAS CIR	1	596.88
763-432-011	51350 PALMERAS CIR	1	596.88
763-432-012	51370 PALMERAS CIR	1	596.88
763-432-013	51390 PALMERAS CIR	1	596.88
763-432-014	51410 PALMERAS CIR	1	596.88
763-432-015	51430 PALMERAS CIR	1	596.88
763-432-016	51450 PALMERAS CIR	1	596.88
763-432-017	86189 PALMERAS CIR	1	596.88
763-432-018	86179 PALMERAS CIR	1	596.88
763-432-019	86169 PALMERAS CIR	1	596.88
763-432-020	86159 PALMERAS CIR	1	596.88
763-432-021	86149 PALMERAS CIR	1	596.88
763-432-022	86139 PALMERAS CIR	1	596.88
763-432-023	51466 CHUPAROSA DR	1	596.88
763-432-024	51446 CHUPAROSA DR	1	596.88
763-432-025	51426 CHUPAROSA DR	1	596.88
763-432-026	51406 CHUPAROSA DR	1	596.88
763-432-027	51386 CHUPAROSA DR	1	596.88
763-432-028	51366 CHUPAROSA DR	1	596.88
763-432-029	51346 CHUPAROSA DR	1	596.88
763-432-030	51326 CHUPAROSA DR	1	596.88
763-432-031	51327 CARDELINA DR	1	596.88
763-432-032	51347 CARDELINA DR	1	596.88
763-432-033	51367 CARDELINA DR	1	596.88

CITY OF COACHELLA
 COACHELLA SANITARY DISTRICT
 FISCAL YEAR 2022/2023 PRELIMINARY ROLL

ASSESSOR'S PARCEL NUMBER	SITUS ADDRESS	UNITS	CHARGE
763-432-034	51387 CARDELINA DR	1	596.88
763-432-035	NO SITUS AVAILABLE	1	596.88
763-432-036	51427 CARDELINA DR	1	596.88
763-432-037	NO SITUS AVAILABLE	1	596.88
763-432-038	51467 CARDELINA DR	1	596.88
763-432-039	51460 CARDELINA DR	1	596.88
763-432-040	51440 CARDELINA DR	1	596.88
763-432-041	51420 CARDELINA DR	1	596.88
763-432-042	51400 CARDELINA DR	1	596.88
763-432-043	51380 CARDELINA DR	1	596.88
763-432-044	51360 CARDELINA DR	1	596.88
763-432-045	51340 CARDELINA DR	1	596.88
763-432-046	51320 CARDELINA DR	1	596.88
763-432-047	51319 PALMERAS CIR	1	596.88
763-432-048	51339 PALMERAS CIR	1	596.88
763-432-049	51359 PALMERAS CIR	1	596.88
763-432-050	51379 PALMERAS CIR	1	596.88
763-432-051	51399 PALMERAS CIR	1	596.88
763-432-052	51419 PALMERAS CIR	1	596.88
763-432-053	51439 PALMERAS CIR	1	596.88
763-432-054	51459 PALMERAS CIR	1	596.88
763-441-001	86012 CALLE BOUGANVILIA	1	596.88
763-441-002	86022 CALLE BOUGANVILIA	1	596.88
763-441-003	86032 CALLE BOUGANVILIA	1	596.88
763-441-004	86042 CALLE BOUGANVILIA	1	596.88
763-441-005	86052 CALLE BOUGANVILIA	1	596.88
763-441-006	86062 CALLE BOUGANVILIA	1	596.88
763-441-007	86072 CALLE BOUGANVILIA	1	596.88
763-441-008	86082 CALLE BOUGANVILIA	1	596.88
763-441-009	86092 CALLE BOUGANVILIA	1	596.88
763-442-001	86102 CALLE BOUGANVILIA	1	596.88
763-442-002	86112 CALLE BOUGANVILIA	1	596.88
763-442-003	86122 CALLE BOUGANVILIA	1	596.88
763-442-004	86132 CALLE BOUGANVILIA	1	596.88
763-442-005	86142 CALLE BOUGANVILIA	1	596.88
763-442-006	86152 CALLE BOUGANVILIA	1	596.88
763-442-007	86162 CALLE BOUGANVILIA	1	596.88
763-442-009	51010 CALLE GARDENIA	1	596.88
763-442-010	51020 CALLE GARDENIA	1	596.88
763-442-011	51030 CALLE GARDENIA	1	596.88
763-442-012	51040 CALLE GARDENIA	1	596.88
763-442-013	51050 CALLE GARDENIA	1	596.88
763-442-014	51060 CALLE GARDENIA	1	596.88
763-442-015	51070 CALLE GARDENIA	1	596.88
763-442-016	51080 CALLE GARDENIA	1	596.88
763-442-017	51090 CALLE GARDENIA	1	596.88
763-442-018	86169 CALLE GERANIO	1	596.88
763-442-019	86159 CALLE GERANIO	1	596.88
763-442-020	86149 CALLE GERANIO	1	596.88
763-442-021	86139 CALLE GERANIO	1	596.88
763-442-022	86129 CALLE GERANIO	1	596.88
763-442-023	86119 CALLE GERANIO	1	596.88
763-442-024	86109 CALLE GERANIO	1	596.88
763-442-025	86099 CALLE GERANIO	1	596.88
763-442-026	86089 CALLE GERANIO	1	596.88
763-442-027	86079 CALLE GERANIO	1	596.88
763-442-028	86069 CALLE GERANIO	1	596.88
763-442-029	86069 CALLE BOUGANVILIA	1	596.88
763-442-030	86059 CALLE BOUGANVILIA	1	596.88
763-442-031	86049 CALLE BOUGANVILIA	1	596.88
763-442-032	86039 CALLE BOUGANVILIA	1	596.88
763-442-033	86029 CALLE BOUGANVILIA	1	596.88
763-442-034	86019 CALLE BOUGANVILIA	1	596.88
763-442-035	86009 CALLE BOUGANVILIA	1	596.88
763-443-001	86078 CALLE GERANIO	1	596.88
763-443-002	86088 CALLE GERANIO	1	596.88
763-443-003	86098 CALLE GERANIO	1	596.88
763-443-004	NO SITUS AVAILABLE	1	596.88
763-443-005	86118 CALLE GERANIO	1	596.88
763-443-006	86128 CALLE GERANIO	1	596.88
763-443-007	86138 CALLE GERANIO	1	596.88
763-443-008	86148 CALLE GERANIO	1	596.88
763-443-009	86161 CALLE VIOLETA	1	596.88
763-443-010	86151 CALLE VIOLETA	1	596.88
763-443-011	86141 CALLE VIOLETA	1	596.88
763-443-012	NO SITUS AVAILABLE	1	596.88
763-443-013	NO SITUS AVAILABLE	1	596.88
763-443-014	86111 CALLE VIOLETA	1	596.88
763-443-015	86091 CALLE VIOLETA	1	596.88
763-443-016	86081 CALLE VIOLETA	1	596.88
763-444-001	86080 CALLE VIOLETA	1	596.88
763-444-002	86090 CALLE VIOLETA	1	596.88
763-444-003	86100 CALLE VIOLETA	1	596.88
763-444-004	86110 CALLE VIOLETA	1	596.88
763-444-005	86120 CALLE VIOLETA	1	596.88

CITY OF COACHELLA
 COACHELLA SANITARY DISTRICT
 FISCAL YEAR 2022/2023 PRELIMINARY ROLL

ASSESSOR'S PARCEL NUMBER	SITUS ADDRESS	UNITS	CHARGE
763-444-006	86130 CALLE VIOLETA	1	596.88
763-444-007	86140 CALLE VIOLETA	1	596.88
763-444-008	86150 CALLE VIOLETA	1	596.88
763-444-009	86149 CALLE BOUGANVILIA	1	596.88
763-444-010	86139 CALLE BOUGANVILIA	1	596.88
763-444-011	86129 CALLE BOUGANVILIA	1	596.88
763-444-012	86119 CALLE BOUGANVILIA	1	596.88
763-444-013	86109 CALLE BOUGANVILIA	1	596.88
763-444-014	86099 CALLE BOUGANVILIA	1	596.88
763-444-015	86089 CALLE BOUGANVILIA	1	596.88
763-444-016	86079 CALLE BOUGANVILIA	1	596.88
767-454-013	83183 MAJENTA LN	1	596.88
767-454-014	83173 MAJENTA LN	1	596.88
767-454-015	83163 MAJENTA LN	1	596.88
767-454-016	83153 MAJENTA LN	1	596.88
767-454-017	83143 MAJENTA LN	1	596.88
767-454-018	83133 MAJENTA LN	1	596.88
767-454-019	83123 MAJENTA LN	1	596.88
767-454-020	83113 MAJENTA LN	1	596.88
767-454-021	83103 MAJENTA LN	1	596.88
767-454-022	83093 MAJENTA LN	1	596.88
767-454-023	83083 MAJENTA LN	1	596.88
767-454-024	83073 MAJENTA LN	1	596.88
768-010-001	50115 PASEO MADRID	1	596.88
768-010-002	50105 PASEO MADRID	1	596.88
768-010-003	50093 PASEO MADRID	1	596.88
768-010-004	50083 PASEO MADRID	1	596.88
768-010-005	50071 PASEO MADRID	1	596.88
768-010-006	50061 PASEO MADRID	1	596.88
768-010-007	50049 PASEO MADRID	1	596.88
768-010-008	50039 PASEO MADRID	1	596.88
768-010-009	84012 CALLE GRANADA	1	596.88
768-010-010	84020 CALLE GRANADA	1	596.88
768-010-011	84026 CALLE GRANADA	1	596.88
768-010-012	84032 CALLE GRANADA	1	596.88
768-010-013	84038 CALLE GRANADA	1	596.88
768-010-014	84046 CALLE GRANADA	1	596.88
768-010-015	84052 CALLE GRANADA	1	596.88
768-010-016	50030 PASEO CORDOVA	1	596.88
768-010-017	50040 PASEO CORDOVA	1	596.88
768-010-018	50052 PASEO CORDOVA	1	596.88
768-010-019	50062 PASEO CORDOVA	1	596.88
768-010-020	50074 PASEO CORDOVA	1	596.88
768-010-021	50086 PASEO CORDOVA	1	596.88
768-010-022	50096 PASEO CORDOVA	1	596.88
768-010-023	50108 PASEO CORDOVA	1	596.88
768-010-024	50118 PASEO CORDOVA	1	596.88
768-011-001	50049 PASEO CORDOVA	1	596.88
768-011-002	50050 PASEO MADRID	1	596.88
768-011-003	50062 PASEO MADRID	1	596.88
768-011-004	50072 PASEO MADRID	1	596.88
768-011-005	50082 PASEO MADRID	1	596.88
768-011-006	50092 PASEO MADRID	1	596.88
768-011-007	50104 PASEO MADRID	1	596.88
768-011-008	50116 PASEO MADRID	1	596.88
768-011-009	50115 PASEO CORDOVA	1	596.88
768-011-010	50105 PASEO CORDOVA	1	596.88
768-011-011	50093 PASEO CORDOVA	1	596.88
768-011-012	50083 PASEO CORDOVA	1	596.88
768-011-013	50071 PASEO CORDOVA	1	596.88
768-011-014	50061 PASEO CORDOVA	1	596.88
768-020-001	50130 PASEO CORDOVA	1	596.88
768-020-002	84152 VIA VALENCIA	1	596.88
768-020-003	50172 CALLE MARBELLA	1	596.88
768-020-004	50182 CALLE MARBELLA	1	596.88
768-020-005	50194 CALLE MARBELLA	1	596.88
768-020-006	50204 CALLE MARBELLA	1	596.88
768-020-007	50206 CALLE SEGOVIA	1	596.88
768-020-008	50210 PASEO CADIZ	1	596.88
768-020-009	50218 PASEO CADIZ	1	596.88
768-020-010	50224 PASEO CADIZ	1	596.88
768-020-011	50230 PASEO CADIZ	1	596.88
768-020-012	50236 PASEO CADIZ	1	596.88
768-020-013	50242 PASEO CADIZ	1	596.88
768-020-014	50248 PASEO CADIZ	1	596.88
768-020-015	50254 PASEO CADIZ	1	596.88
768-020-016	50260 PASEO CADIZ	1	596.88
768-020-017	50266 PASEO CADIZ	1	596.88
768-020-018	50272 PASEO CADIZ	1	596.88
768-020-019	50278 PASEO CADIZ	1	596.88
768-020-020	50286 PASEO CADIZ	1	596.88
768-020-021	50292 PASEO CADIZ	1	596.88
768-020-022	50298 PASEO CADIZ	1	596.88
768-020-023	84079 CALLE SEVILLE	1	596.88
768-020-024	84087 CALLE SEVILLE	1	596.88

CITY OF COACHELLA
 COACHELLA SANITARY DISTRICT
 FISCAL YEAR 2022/2023 PRELIMINARY ROLL

ASSESSOR'S PARCEL NUMBER	SITUS ADDRESS	UNITS	CHARGE
768-020-025	84077 CALLE SEVILLE	1	596.88
768-020-026	84065 CALLE SEVILLE	1	596.88
768-020-027	84055 CALLE SEVILLE	1	596.88
768-020-028	84043 CALLE SEVILLE	1	596.88
768-020-029	50283 PASEO BARCELONA	1	596.88
768-020-030	50277 PASEO BARCELONA	1	596.88
768-020-031	50271 PASEO BARCELONA	1	596.88
768-020-032	50265 PASEO BARCELONA	1	596.88
768-020-033	50259 PASEO BARCELONA	1	596.88
768-020-034	50253 PASEO BARCELONA	1	596.88
768-020-035	50247 PASEO BARCELONA	1	596.88
768-021-001	50283 PASEO CADIZ	1	596.88
768-021-002	50277 PASEO CADIZ	1	596.88
768-021-003	50271 PASEO CADIZ	1	596.88
768-021-004	50265 PASEO CADIZ	1	596.88
768-021-005	50259 PASEO CADIZ	1	596.88
768-021-006	50253 PASEO CADIZ	1	596.88
768-021-007	50247 PASEO CADIZ	1	596.88
768-021-008	50241 PASEO CADIZ	1	596.88
768-021-009	50235 PASEO CADIZ	1	596.88
768-021-010	50229 PASEO CADIZ	1	596.88
768-021-011	50223 PASEO CADIZ	1	596.88
768-021-012	50217 PASEO CADIZ	1	596.88
768-021-013	50218 PASEO BARCELONA	1	596.88
768-021-014	50224 PASEO BARCELONA	1	596.88
768-021-015	50230 PASEO BARCELONA	1	596.88
768-021-016	50236 PASEO BARCELONA	1	596.88
768-021-017	50242 PASEO BARCELONA	1	596.88
768-021-018	50248 PASEO BARCELONA	1	596.88
768-021-019	50252 PASEO BARCELONA	1	596.88
768-021-020	50258 PASEO BARCELONA	1	596.88
768-021-021	50264 PASEO BARCELONA	1	596.88
768-021-022	50270 PASEO BARCELONA	1	596.88
768-021-023	50276 PASEO BARCELONA	1	596.88
768-021-024	50282 PASEO BARCELONA	1	596.88
768-022-001	50235 PASEO BARCELONA	1	596.88
768-022-002	50229 PASEO BARCELONA	1	596.88
768-022-003	50223 PASEO BARCELONA	1	596.88
768-022-004	50217 PASEO BARCELONA	1	596.88
768-022-005	50211 PASEO BARCELONA	1	596.88
768-022-006	50207 PASEO BARCELONA	1	596.88
768-022-007	50205 CALLE MARBELLA	1	596.88
768-022-008	50193 CALLE MARBELLA	1	596.88
768-022-009	50183 CALLE MARBELLA	1	596.88
768-022-010	50173 CALLE MARBELLA	1	596.88
768-022-011	NO SITUS AVAILABLE	1	596.88
768-030-001	84458 DA VINCI DR	1	596.88
768-030-002	84464 DA VINCI DR	1	596.88
768-030-003	84470 DA VINCI DR	1	596.88
768-030-004	84480 DA VINCI DR	1	596.88
768-030-005	84488 DA VINCI DR	1	596.88
768-030-006	84494 DA VINCI DR	1	596.88
768-030-007	84500 DA VINCI DR	1	596.88
768-030-008	50090 GOYA DR	1	596.88
768-030-009	50112 GOYA DR	1	596.88
768-030-010	50136 GOYA DR	1	596.88
768-030-011	50158 GOYA DR	1	596.88
768-030-012	50180 GOYA DR	1	596.88
768-030-013	50204 GOYA DR	1	596.88
768-030-014	50226 GOYA DR	1	596.88
768-030-015	50250 GOYA DR	1	596.88
768-030-016	84460 MURILLO LN	1	596.88
768-030-017	84470 MURILLO LN	1	596.88
768-030-018	84476 MURILLO LN	1	596.88
768-030-019	84482 MURILLO LN	1	596.88
768-030-020	84481 RUEBENS WAY	1	596.88
768-030-021	84475 RUEBENS WAY	1	596.88
768-030-022	84469 RUEBENS WAY	1	596.88
768-030-023	84461 RUEBENS WAY	1	596.88
768-030-024	84454 RUEBENS WAY	1	596.88
768-030-025	84466 RUEBENS WAY	1	596.88
768-030-026	84476 RUEBENS WAY	1	596.88
768-030-027	84482 RUEBENS WAY	1	596.88
768-030-028	84481 DA VINCI DR	1	596.88
768-030-029	84475 DA VINCI DR	1	596.88
768-030-030	84469 DA VINCI DR	1	596.88
768-030-031	84463 DA VINCI DR	1	596.88
768-030-032	84449 DA VINCI DR	1	596.88
768-030-033	84439 DA VINCI DR	1	596.88
768-030-034	84425 DA VINCI DR	1	596.88
768-030-035	84419 DA VINCI DR	1	596.88
768-030-036	84420 MIRO LN	1	596.88
768-030-037	84426 MIRO LN	1	596.88
768-030-038	84438 MIRO LN	1	596.88
768-030-039	84444 MIRO LN	1	596.88

CITY OF COACHELLA
 COACHELLA SANITARY DISTRICT
 FISCAL YEAR 2022/2023 PRELIMINARY ROLL

ASSESSOR'S PARCEL NUMBER	SITUS ADDRESS	UNITS	CHARGE
768-030-040	84451 MIRO LN	1	596.88
768-030-041	84447 MIRO LN	1	596.88
768-030-042	84439 MIRO LN	1	596.88
768-030-043	84425 MIRO LN	1	596.88
768-030-044	84419 MIRO LN	1	596.88
768-030-045	84420 MURILLO LN	1	596.88
768-030-046	84426 MURILLO LN	1	596.88
768-030-047	84438 MURILLO LN	1	596.88
768-030-048	84442 MURILLO LN	1	596.88
768-030-049	84450 MURILLO LN	1	596.88
768-030-050	50245 GRECO DR	1	596.88
768-030-051	50223 GRECO DR	1	596.88
768-030-052	50199 GRECO DR	1	596.88
768-030-053	50177 GRECO DR	1	596.88
768-030-054	50155 GRECO DR	1	596.88
768-030-055	50131 GRECO DR	1	596.88
768-030-056	50109 GRECO DR	1	596.88
768-030-057	50087 GRECO DR	1	596.88
768-030-058	84402 DA VINCI DR	1	596.88
768-030-059	84408 DA VINCI DR	1	596.88
768-030-060	84414 DA VINCI DR	1	596.88
768-030-061	84422 DA VINCI DR	1	596.88
768-030-062	84430 DA VINCI DR	1	596.88
768-030-063	84438 DA VINCI DR	1	596.88
768-030-064	84446 DA VINCI DR	1	596.88
768-040-001	50272 GOYA DR	1	596.88
768-040-002	50294 GOYA DR	1	596.88
768-040-003	50318 GOYA DR	1	596.88
768-040-004	50340 GOYA DR	1	596.88
768-040-005	50362 GOYA DR	1	596.88
768-040-006	84475 GOYA DR	1	596.88
768-040-007	84463 GOYA DR	1	596.88
768-040-008	84460 GOYA DR	1	596.88
768-040-009	84470 GOYA DR	1	596.88
768-040-010	84476 GOYA DR	1	596.88
768-040-011	84482 GOYA DR	1	596.88
768-040-012	84481 MURILLO LN	1	596.88
768-040-013	84475 MURILLO LN	1	596.88
768-040-014	84469 MURILLO LN	1	596.88
768-040-015	84461 MURILLO LN	1	596.88
768-040-016	84451 MURILLO LN	1	596.88
768-040-017	84441 MURILLO LN	1	596.88
768-040-018	84439 MURILLO LN	1	596.88
768-040-019	84425 MURILLO LN	1	596.88
768-040-020	84419 MURILLO LN	1	596.88
768-040-021	84420 DEGAS LN	1	596.88
768-040-022	84426 DEGAS LN	1	596.88
768-040-023	84438 DEGAS LN	1	596.88
768-040-024	84442 DEGAS LN	1	596.88
768-040-025	84444 DEGAS LN	1	596.88
768-040-026	84443 DEGAS LN	1	596.88
768-040-027	84441 DEGAS LN	1	596.88
768-040-028	84439 DEGAS LN	1	596.88
768-040-029	84425 DEGAS LN	1	596.88
768-040-030	84419 DEGAS LN	1	596.88
768-040-031	84420 RAPHAEL WAY	1	596.88
768-040-032	84426 RAPHAEL WAY	1	596.88
768-040-033	84438 RAPHAEL WAY	1	596.88
768-040-034	84444 RAPHAEL WAY	1	596.88
768-040-035	84450 RAPHAEL WAY	1	596.88
768-040-036	84456 RAPHAEL WAY	1	596.88
768-040-037	84470 RAPHAEL WAY	1	596.88
768-040-038	84476 RAPHAEL WAY	1	596.88
768-040-039	50415 RIBERA ST	1	596.88
768-040-040	50414 VIA PRADO	1	596.88
768-040-041	84457 RAPHAEL WAY	1	596.88
768-040-042	84451 RAPHAEL WAY	1	596.88
768-040-043	84445 RAPHAEL WAY	1	596.88
768-040-044	84439 RAPHAEL WAY	1	596.88
768-040-045	84425 RAPHAEL WAY	1	596.88
768-040-046	84419 RAPHAEL WAY	1	596.88
768-040-047	84413 RAPHAEL WAY	1	596.88
768-040-048	84411 RAPHAEL WAY	1	596.88
768-040-049	50495 GRECO DR	1	596.88
768-040-050	50473 GRECO DR	1	596.88
768-040-051	50451 GRECO DR	1	596.88
768-040-052	50427 GRECO DR	1	596.88
768-040-054	50381 GRECO DR	1	596.88
768-040-055	50359 GRECO DR	1	596.88
768-040-056	50337 GRECO DR	1	596.88
768-040-057	50313 GRECO DR	1	596.88
768-040-058	50291 GRECO DR	1	596.88
768-040-059	50269 GRECO DR	1	596.88
768-080-001	50010 MAZATLAN DR	1	596.88
768-080-002	50020 MAZATLAN DR	1	596.88

CITY OF COACHELLA
 COACHELLA SANITARY DISTRICT
 FISCAL YEAR 2022/2023 PRELIMINARY ROLL

ASSESSOR'S PARCEL NUMBER	SITUS ADDRESS	UNITS	CHARGE
768-080-003	50030 MAZATLAN DR	1	596.88
768-080-004	50040 MAZATLAN DR	1	596.88
768-080-005	50050 MAZATLAN DR	1	596.88
768-080-006	50060 MAZATLAN DR	1	596.88
768-080-007	50070 MAZATLAN DR	1	596.88
768-080-008	50080 MAZATLAN DR	1	596.88
768-080-009	50090 MAZATLAN DR	1	596.88
768-080-010	50100 MAZATLAN DR	1	596.88
768-080-011	50110 MAZATLAN DR	1	596.88
768-080-012	50120 MAZATLAN DR	1	596.88
768-080-013	50130 MAZATLAN DR	1	596.88
768-080-014	50140 MAZATLAN DR	1	596.88
768-080-015	50150 MAZATLAN DR	1	596.88
768-080-016	50160 MAZATLAN DR	1	596.88
768-080-017	50170 MAZATLAN DR	1	596.88
768-080-018	50180 MAZATLAN DR	1	596.88
768-080-019	50190 MAZATLAN DR	1	596.88
768-080-020	50200 MAZATLAN DR	1	596.88
768-080-022	50255 JALISCO AVE	1	596.88
768-080-023	50265 JALISCO AVE	1	596.88
768-080-024	50275 JALISCO AVE	1	596.88
768-080-025	50295 JALISCO AVE	1	596.88
768-080-026	84450 TAXCO WAY	1	596.88
768-080-027	84440 TAXCO WAY	1	596.88
768-080-028	84430 TAXCO WAY	1	596.88
768-080-029	84420 TAXCO WAY	1	596.88
768-080-030	84410 TAXCO WAY	1	596.88
768-080-031	84400 TAXCO WAY	1	596.88
768-080-032	50280 MAZATLAN DR	1	596.88
768-080-033	50270 MAZATLAN DR	1	596.88
768-080-034	50260 MAZATLAN DR	1	596.88
768-080-035	50250 MAZATLAN DR	1	596.88
768-080-036	50240 MAZATLAN DR	1	596.88
768-080-037	50230 MAZATLAN DR	1	596.88
768-080-038	50220 MAZATLAN DR	1	596.88
768-080-039	50210 MAZATLAN DR	1	596.88
768-081-001	50185 MAZATLAN DR	1	596.88
768-081-002	50175 MAZATLAN DR	1	596.88
768-081-003	50165 MAZATLAN DR	1	596.88
768-081-004	50155 MAZATLAN DR	1	596.88
768-081-005	50145 MAZATLAN DR	1	596.88
768-081-006	50135 MAZATLAN DR	1	596.88
768-081-007	50125 MAZATLAN DR	1	596.88
768-081-008	50115 MAZATLAN DR	1	596.88
768-081-009	50105 MAZATLAN DR	1	596.88
768-081-010	50095 MAZATLAN DR	1	596.88
768-081-011	50085 MAZATLAN DR	1	596.88
768-081-012	50075 MAZATLAN DR	1	596.88
768-081-013	50065 MAZATLAN DR	1	596.88
768-081-014	50055 MAZATLAN DR	1	596.88
768-081-015	50045 MAZATLAN DR	1	596.88
768-081-016	50035 MAZATLAN DR	1	596.88
768-081-017	50025 MAZATLAN DR	1	596.88
768-081-018	50015 MAZATLAN DR	1	596.88
768-081-019	50005 MAZATLAN DR	1	596.88
768-081-020	50195 MAZATLAN DR	1	596.88
768-081-021	50205 MAZATLAN DR	1	596.88
768-081-022	50215 MAZATLAN DR	1	596.88
768-081-023	50225 MAZATLAN DR	1	596.88
768-081-024	50235 MAZATLAN DR	1	596.88
768-081-025	50245 MAZATLAN DR	1	596.88
768-081-026	50255 MAZATLAN DR	1	596.88
768-081-027	50265 MAZATLAN DR	1	596.88
768-081-028	50275 MAZATLAN DR	1	596.88
768-081-029	50285 MAZATLAN DR	1	596.88
768-081-030	50295 MAZATLAN DR	1	596.88
768-081-031	50305 MAZATLAN DR	1	596.88
768-081-032	50315 MAZATLAN DR	1	596.88
768-081-033	50325 MAZATLAN DR	1	596.88
768-082-001	84405 TAXCO WAY	1	596.88
768-082-002	84425 TAXCO WAY	1	596.88
768-082-003	84435 TAXCO WAY	1	596.88
768-082-004	84445 TAXCO WAY	1	596.88
768-083-001	50280 JALISCO AVE	1	596.88
768-083-002	50270 JALISCO AVE	1	596.88
768-083-003	50260 JALISCO AVE	1	596.88
768-090-001	50335 MAZATLAN DR	1	596.88
768-090-002	NO SITUS AVAILABLE	1	596.88
768-090-003	50355 MAZATLAN DR	1	596.88
768-090-004	50365 MAZATLAN DR	1	596.88
768-090-005	50375 MAZATLAN DR	1	596.88
768-090-006	50385 MAZATLAN DR	1	596.88
768-090-007	50395 MAZATLAN DR	1	596.88
768-090-008	50405 MAZATLAN DR	1	596.88
768-090-009	50415 MAZATLAN DR	1	596.88

CITY OF COACHELLA
 COACHELLA SANITARY DISTRICT
 FISCAL YEAR 2022/2023 PRELIMINARY ROLL

ASSESSOR'S PARCEL NUMBER	SITUS ADDRESS	UNITS	CHARGE
768-090-010	50425 MAZATLAN DR	1	596.88
768-090-011	50435 MAZATLAN DR	1	596.88
768-090-012	50445 MAZATLAN DR	1	596.88
768-090-013	50465 MAZATLAN DR	1	596.88
768-090-014	50475 MAZATLAN DR	1	596.88
768-090-015	50485 MAZATLAN DR	1	596.88
768-090-016	50495 MAZATLAN DR	1	596.88
768-090-017	50499 SALTILLO CIR	1	596.88
768-090-018	50503 SALTILLO CIR	1	596.88
768-090-019	50509 SALTILLO CIR	1	596.88
768-090-020	50513 SALTILLO CIR	1	596.88
768-090-021	50519 SALTILLO CIR	1	596.88
768-090-022	50523 SALTILLO CIR	1	596.88
768-090-023	NO SITUS AVAILABLE	1	596.88
768-090-025	50525 CHIAPAS DR	1	596.88
768-090-026	50545 CHIAPAS DR	1	596.88
768-090-027	50555 CHIAPAS DR	1	596.88
768-090-028	50565 CHIAPAS DR	1	596.88
768-090-029	50575 CHIAPAS DR	1	596.88
768-090-030	50585 CHIAPAS DR	1	596.88
768-090-031	50595 CHIAPAS DR	1	596.88
768-090-032	50605 CHIAPAS DR	1	596.88
768-090-033	50615 CHIAPAS DR	1	596.88
768-090-034	50625 CHIAPAS DR	1	596.88
768-090-035	50635 CHIAPAS DR	1	596.88
768-090-036	50645 CHIAPAS DR	1	596.88
768-090-037	50655 CHIAPAS DR	1	596.88
768-090-038	50665 CHIAPAS DR	1	596.88
768-090-039	50675 CHIAPAS DR	1	596.88
768-090-040	50685 CHIAPAS DR	1	596.88
768-090-041	50695 CHIAPAS DR	1	596.88
768-090-042	50705 CHIAPAS DR	1	596.88
768-090-043	50715 CHIAPAS DR	1	596.88
768-090-044	50725 CHIAPAS DR	1	596.88
768-090-045	50735 CHIAPAS DR	1	596.88
768-090-046	50745 CHIAPAS DR	1	596.88
768-090-047	50755 CHIAPAS DR	1	596.88
768-090-048	50765 CHIAPAS DR	1	596.88
768-091-001	50488 SALTILLO CIR	1	596.88
768-091-002	50484 SALTILLO CIR	1	596.88
768-091-003	50478 SALTILLO CIR	1	596.88
768-091-004	50474 SALTILLO CIR	1	596.88
768-091-005	50470 MAZATLAN DR	1	596.88
768-091-006	50450 MAZATLAN DR	1	596.88
768-091-007	50420 MAZATLAN DR	1	596.88
768-091-008	50400 MAZATLAN DR	1	596.88
768-091-009	50380 MAZATLAN DR	1	596.88
768-091-010	50360 MAZATLAN DR	1	596.88
768-091-011	50395 CHIHUAHUA CT	1	596.88
768-091-012	50415 CHIHUAHUA CT	1	596.88
768-091-013	50425 CHIHUAHUA CT	1	596.88
768-091-014	50445 CHIHUAHUA CT	1	596.88
768-091-015	50450 CHIHUAHUA CT	1	596.88
768-091-016	50430 CHIHUAHUA CT	1	596.88
768-091-017	50410 CHIHUAHUA CT	1	596.88
768-091-018	50390 CHIHUAHUA CT	1	596.88
768-091-019	50370 CHIHUAHUA CT	1	596.88
768-091-020	50350 MAZATLAN DR	1	596.88
768-091-021	50340 MAZATLAN DR	1	596.88
768-100-001	50580 SALTILLO CIR	1	596.88
768-100-002	50572 SALTILLO CIR	1	596.88
768-100-003	50564 SALTILLO CIR	1	596.88
768-100-004	50556 SALTILLO CIR	1	596.88
768-100-006	50290 JALISCO AVE	1	596.88
768-100-007	50300 JALISCO AVE	1	596.88
768-100-008	50310 JALISCO AVE	1	596.88
768-100-009	50320 JALISCO AVE	1	596.88
768-100-010	50330 JALISCO AVE	1	596.88
768-100-011	50340 JALISCO AVE	1	596.88
768-100-012	50350 JALISCO AVE	1	596.88
768-100-013	50360 JALISCO AVE	1	596.88
768-100-014	50370 JALISCO AVE	1	596.88
768-100-015	50390 JALISCO AVE	1	596.88
768-100-016	50400 JALISCO AVE	1	596.88
768-100-017	50410 JALISCO AVE	1	596.88
768-100-018	50420 JALISCO AVE	1	596.88
768-100-019	50430 JALISCO AVE	1	596.88
768-100-020	50440 JALISCO AVE	1	596.88
768-100-021	50450 JALISCO AVE	1	596.88
768-100-022	50460 JALISCO AVE	1	596.88
768-100-023	50470 JALISCO AVE	1	596.88
768-100-024	50480 JALISCO AVE	1	596.88
768-100-025	50490 JALISCO AVE	1	596.88
768-100-026	50500 JALISCO AVE	1	596.88
768-100-027	50510 JALISCO AVE	1	596.88

CITY OF COACHELLA
 COACHELLA SANITARY DISTRICT
 FISCAL YEAR 2022/2023 PRELIMINARY ROLL

ASSESSOR'S PARCEL NUMBER	SITUS ADDRESS	UNITS	CHARGE
768-100-028	50520 JALISCO AVE	1	596.88
768-100-029	50530 JALISCO AVE	1	596.88
768-100-030	50540 JALISCO AVE	1	596.88
768-100-031	50548 SALTILLO CIR	1	596.88
768-100-033	84490 BAJA WAY	1	596.88
768-100-034	84480 BAJA WAY	1	596.88
768-100-035	84470 BAJA WAY	1	596.88
768-100-036	50680 CHIAPAS DR	1	596.88
768-100-037	50670 CHIAPAS DR	1	596.88
768-100-038	50660 CHIAPAS DR	1	596.88
768-100-039	50650 CHIAPAS DR	1	596.88
768-100-040	50640 CHIAPAS DR	1	596.88
768-100-041	50630 CHIAPAS DR	1	596.88
768-100-042	50620 CHIAPAS DR	1	596.88
768-100-043	50610 CHIAPAS DR	1	596.88
768-100-044	50600 CHIAPAS DR	1	596.88
768-100-045	50590 CHIAPAS DR	1	596.88
768-101-001	50492 SALTILLO CIR	1	596.88
768-101-002	50498 SALTILLO CIR	1	596.88
768-101-003	50495 JALISCO AVE	1	596.88
768-101-004	50485 JALISCO AVE	1	596.88
768-101-005	50475 JALISCO AVE	1	596.88
768-101-006	50465 JALISCO AVE	1	596.88
768-101-007	50455 JALISCO AVE	1	596.88
768-101-008	50425 JALISCO AVE	1	596.88
768-101-009	50435 JALISCO AVE	1	596.88
768-101-010	50425 JALISCO AVE	1	596.88
768-101-011	50415 JALISCO AVE	1	596.88
768-101-012	50405 JALISCO AVE	1	596.88
768-101-013	50395 JALISCO AVE	1	596.88
768-101-014	50385 JALISCO AVE	1	596.88
768-101-015	50375 JALISCO AVE	1	596.88
768-101-016	50365 JALISCO AVE	1	596.88
768-101-017	50355 JALISCO AVE	1	596.88
768-101-018	50345 JALISCO AVE	1	596.88
768-102-001	50760 CHIAPAS DR	1	596.88
768-102-002	50750 CHIAPAS DR	1	596.88
768-102-003	50740 CHIAPAS DR	1	596.88
768-102-004	50730 CHIAPAS DR	1	596.88
768-102-005	50720 CHIAPAS DR	1	596.88
768-102-006	50710 CHIAPAS DR	1	596.88
768-102-007	50700 CHIAPAS DR	1	596.88
768-102-008	50690 CHIAPAS DR	1	596.88
768-110-001	50770 CHIAPAS DR	1	596.88
768-110-002	50780 CHIAPAS DR	1	596.88
768-110-003	50790 CHIAPAS DR	1	596.88
768-110-004	50800 CHIAPAS DR	1	596.88
768-110-005	50810 CHIAPAS DR	1	596.88
768-110-006	50820 CHIAPAS DR	1	596.88
768-110-007	50830 CHIAPAS DR	1	596.88
768-110-008	50840 CHIAPAS DR	1	596.88
768-110-009	50850 CHIAPAS DR	1	596.88
768-110-010	50860 CHIAPAS DR	1	596.88
768-110-011	50870 CHIAPAS DR	1	596.88
768-110-012	50880 CHIAPAS DR	1	596.88
768-110-013	50890 CHIAPAS DR	1	596.88
768-110-014	50900 CHIAPAS DR	1	596.88
768-110-015	50910 CHIAPAS DR	1	596.88
768-110-016	50920 CHIAPAS DR	1	596.88
768-110-017	50924 CHIAPAS DR	1	596.88
768-110-018	50926 CHIAPAS DR	1	596.88
768-110-019	NO SITUS AVAILABLE	1	596.88
768-110-020	50940 CHIAPAS DR	1	596.88
768-110-021	50950 CHIAPAS DR	1	596.88
768-110-022	50960 CHIAPAS DR	1	596.88
768-110-023	50970 CHIAPAS DR	1	596.88
768-110-024	50980 CHIAPAS DR	1	596.88
768-110-025	50990 CHIAPAS DR	1	596.88
768-111-001	50995 CHIAPAS DR	1	596.88
768-111-002	50985 CHIAPAS DR	1	596.88
768-111-003	50975 CHIAPAS DR	1	596.88
768-111-004	50965 CHIAPAS DR	1	596.88
768-111-005	50955 CHIAPAS DR	1	596.88
768-111-006	50945 CHIAPAS DR	1	596.88
768-111-007	50935 CHIAPAS DR	1	596.88
768-111-008	50925 CHIAPAS DR	1	596.88
768-111-009	50915 CHIAPAS DR	1	596.88
768-111-010	50905 CHIAPAS DR	1	596.88
768-111-011	50895 CHIAPAS DR	1	596.88
768-111-012	50885 CHIAPAS DR	1	596.88
768-111-013	NO SITUS AVAILABLE	1	596.88
768-111-014	50865 CHIAPAS DR	1	596.88
768-111-015	50855 CHIAPAS DR	1	596.88
768-111-016	50845 CHIAPAS DR	1	596.88
768-111-017	50835 CHIAPAS DR	1	596.88

CITY OF COACHELLA
 COACHELLA SANITARY DISTRICT
 FISCAL YEAR 2022/2023 PRELIMINARY ROLL

ASSESSOR'S PARCEL NUMBER	SITUS ADDRESS	UNITS	CHARGE
768-111-018	50825 CHIAPAS DR	1	596.88
768-111-019	50819 CHIAPAS DR	1	596.88
768-111-020	50765 TABASCO CT	1	596.88
768-111-021	50755 TABASCO CT	1	596.88
768-111-022	50745 TABASCO CT	1	596.88
768-111-023	50740 TABASCO CT	1	596.88
768-111-024	50750 TABASCO CT	1	596.88
768-111-025	50760 TABASCO CT	1	596.88
768-111-026	50815 CHIAPAS DR	1	596.88
768-111-027	50805 CHIAPAS DR	1	596.88
768-111-028	50795 CHIAPAS DR	1	596.88
768-111-029	50785 CHIAPAS DR	1	596.88
768-111-030	50775 CHIAPAS DR	1	596.88
768-120-001	50433 ANDREA LN	1	596.88
768-120-002	50429 ANDREA LN	1	596.88
768-120-003	50425 ANDREA LN	1	596.88
768-120-004	50421 ANDREA LN	1	596.88
768-120-005	50417 ANDREA LN	1	596.88
768-120-006	50413 ANDREA LN	1	596.88
768-120-007	50409 ANDREA LN	1	596.88
768-120-008	50405 ANDREA LN	1	596.88
768-120-009	50404 ANDREA LN	1	596.88
768-120-010	50408 ANDREA LN	1	596.88
768-120-011	50412 ANDREA LN	1	596.88
768-120-012	50416 ANDREA LN	1	596.88
768-120-013	50420 ANDREA LN	1	596.88
768-120-014	50424 ANDREA LN	1	596.88
768-120-015	50428 ANDREA LN	1	596.88
768-120-016	50432 ANDREA LN	1	596.88
768-120-017	50436 MARY CT	1	596.88
768-120-018	50432 MARY CT	1	596.88
768-120-019	50428 MARY CT	1	596.88
768-120-020	50424 MARY CT	1	596.88
768-120-021	50421 MARY CT	1	596.88
768-120-022	50425 MARY CT	1	596.88
768-120-023	50429 MARY CT	1	596.88
768-120-024	50433 MARY CT	1	596.88
768-120-025	50434 RIGO CT	1	596.88
768-120-026	50430 RIGO CT	1	596.88
768-120-027	50426 RIGO CT	1	596.88
768-120-028	50422 RIGO CT	1	596.88
768-120-029	50423 RIGO CT	1	596.88
768-120-030	50427 RIGO CT	1	596.88
768-120-031	50431 RIGO CT	1	596.88
768-120-032	50435 RIGO CT	1	596.88
768-120-033	84486 PEDRO DR	1	596.88
768-120-034	84482 PEDRO DR	1	596.88
768-120-035	84478 PEDRO DR	1	596.88
768-120-036	84474 PEDRO DR	1	596.88
768-120-037	84470 PEDRO DR	1	596.88
768-120-038	50407 TOMAS LN	1	596.88
768-120-039	50411 TOMAS LN	1	596.88
768-120-040	50415 TOMAS LN	1	596.88
768-120-041	50419 TOMAS LN	1	596.88
768-120-042	50423 TOMAS LN	1	596.88
768-120-043	50427 TOMAS LN	1	596.88
768-120-044	50431 TOMAS LN	1	596.88
768-120-045	50435 TOMAS LN	1	596.88
768-120-046	50436 TOMAS LN	1	596.88
768-120-047	50432 TOMAS LN	1	596.88
768-120-048	50428 TOMAS LN	1	596.88
768-120-049	50424 TOMAS LN	1	596.88
768-120-050	50420 TOMAS LN	1	596.88
768-120-051	50416 TOMAS LN	1	596.88
768-120-052	84475 PEDRO DR	1	596.88
768-120-053	84479 PEDRO DR	1	596.88
768-120-054	84483 PEDRO DR	1	596.88
768-120-055	84487 PEDRO DR	1	596.88
768-120-056	84491 PEDRO DR	1	596.88
768-120-057	84495 PEDRO DR	1	596.88
768-120-058	84499 PEDRO DR	1	596.88
768-120-059	84503 PEDRO DR	1	596.88
768-120-060	50411 AVENIDA ADOBE	1	596.88
768-120-061	50415 AVENIDA ADOBE	1	596.88
768-120-062	50419 AVENIDA ADOBE	1	596.88
768-120-063	50423 AVENIDA ADOBE	1	596.88
768-120-064	50427 AVENIDA ADOBE	1	596.88
768-120-065	50431 AVENIDA ADOBE	1	596.88
768-120-066	50434 AVENIDA ADOBE	1	596.88
768-120-067	50430 AVENIDA ADOBE	1	596.88
768-120-068	50426 AVENIDA ADOBE	1	596.88
768-120-069	50422 AVENIDA ADOBE	1	596.88
768-120-070	50418 AVENIDA ADOBE	1	596.88
768-120-071	50414 AVENIDA ADOBE	1	596.88
768-120-072	50410 AVENIDA ADOBE	1	596.88

CITY OF COACHELLA
 COACHELLA SANITARY DISTRICT
 FISCAL YEAR 2022/2023 PRELIMINARY ROLL

ASSESSOR'S PARCEL NUMBER	SITUS ADDRESS	UNITS	CHARGE
768-120-073	50406 AVENIDA ADOBE	1	596.88
768-120-074	84514 PEDRO DR	1	596.88
768-120-075	84510 PEDRO DR	1	596.88
768-120-076	84506 PEDRO DR	1	596.88
768-120-077	84502 PEDRO DR	1	596.88
768-120-078	84498 PEDRO DR	1	596.88
768-120-079	84494 PEDRO DR	1	596.88
768-120-080	84490 PEDRO DR	1	596.88
768-130-001	50437 ANDREA LN	1	596.88
768-130-002	50441 ANDREA LN	1	596.88
768-130-003	50445 ANDREA LN	1	596.88
768-130-004	50449 ANDREA LN	1	596.88
768-130-005	50453 ANDREA LN	1	596.88
768-130-006	50457 ANDREA LN	1	596.88
768-130-007	50461 ANDREA LN	1	596.88
768-130-008	50465 ANDREA LN	1	596.88
768-130-009	84437 JULIA DR	1	596.88
768-130-010	84441 JULIA DR	1	596.88
768-130-011	84455 JULIA DR	1	596.88
768-130-012	84459 JULIA DR	1	596.88
768-130-013	84463 JULIA DR	1	596.88
768-130-014	84467 JULIA DR	1	596.88
768-130-015	84471 JULIA DR	1	596.88
768-130-016	84475 JULIA DR	1	596.88
768-130-017	84479 JULIA DR	1	596.88
768-130-018	84483 JULIA DR	1	596.88
768-130-019	84487 JULIA DR	1	596.88
768-130-020	84491 JULIA DR	1	596.88
768-130-021	84495 JULIA DR	1	596.88
768-130-022	84499 JULIA DR	1	596.88
768-130-023	84503 JULIA DR	1	596.88
768-130-024	84507 JULIA DR	1	596.88
768-130-025	84511 JULIA DR	1	596.88
768-131-001	84510 JULIA DR	1	596.88
768-131-002	84506 JULIA DR	1	596.88
768-131-003	84502 JULIA DR	1	596.88
768-131-004	84498 JULIA DR	1	596.88
768-131-005	84494 JULIA DR	1	596.88
768-131-006	84490 JULIA DR	1	596.88
768-131-007	84486 JULIA DR	1	596.88
768-131-008	84482 JULIA DR	1	596.88
768-131-009	84478 JULIA DR	1	596.88
768-131-010	84474 JULIA DR	1	596.88
768-131-011	84470 JULIA DR	1	596.88
768-131-012	84466 JULIA DR	1	596.88
768-131-013	84462 JULIA DR	1	596.88
768-131-014	84458 JULIA DR	1	596.88
768-131-015	84454 JULIA DR	1	596.88
768-131-016	84457 LINDA AVE	1	596.88
768-131-017	84461 LINDA AVE	1	596.88
768-131-018	84465 LINDA AVE	1	596.88
768-131-019	84469 LINDA AVE	1	596.88
768-131-020	84473 LINDA AVE	1	596.88
768-131-021	84477 LINDA AVE	1	596.88
768-131-022	84481 LINDA AVE	1	596.88
768-131-023	84485 LINDA AVE	1	596.88
768-131-024	84489 LINDA AVE	1	596.88
768-131-025	84493 LINDA AVE	1	596.88
768-131-026	84497 LINDA AVE	1	596.88
768-131-027	84501 LINDA AVE	1	596.88
768-131-028	84505 LINDA AVE	1	596.88
768-131-029	84509 LINDA AVE	1	596.88
768-131-030	84513 LINDA AVE	1	596.88
768-132-001	84512 LINDA AVE	1	596.88
768-132-002	84508 LINDA AVE	1	596.88
768-132-003	84504 LINDA AVE	1	596.88
768-132-004	84500 LINDA AVE	1	596.88
768-132-005	84496 LINDA AVE	1	596.88
768-132-006	84492 LINDA AVE	1	596.88
768-132-007	84488 LINDA AVE	1	596.88
768-132-008	84484 LINDA AVE	1	596.88
768-132-009	84480 LINDA AVE	1	596.88
768-132-010	84476 LINDA AVE	1	596.88
768-132-011	84472 LINDA AVE	1	596.88
768-132-012	84468 LINDA AVE	1	596.88
768-132-013	84464 LINDA AVE	1	596.88
768-132-014	84460 LINDA AVE	1	596.88
768-132-015	84456 LINDA AVE	1	596.88
768-132-016	84457 CHRISTINA RD	1	596.88
768-132-017	84461 CHRISTINA RD	1	596.88
768-132-018	84465 CHRISTINA RD	1	596.88
768-132-019	84469 CHRISTINA RD	1	596.88
768-132-020	84473 CHRISTINA RD	1	596.88
768-132-021	84477 CHRISTINA RD	1	596.88
768-132-022	84481 CHRISTINA RD	1	596.88

CITY OF COACHELLA
 COACHELLA SANITARY DISTRICT
 FISCAL YEAR 2022/2023 PRELIMINARY ROLL

ASSESSOR'S PARCEL NUMBER	SITUS ADDRESS	UNITS	CHARGE
768-132-023	84485 CHRISTINA RD	1	596.88
768-132-024	84489 CHRISTINA RD	1	596.88
768-132-025	84491 CHRISTINA RD	1	596.88
768-132-026	84495 CHRISTINA RD	1	596.88
768-132-027	84499 CHRISTINA RD	1	596.88
768-132-028	84503 CHRISTINA RD	1	596.88
768-132-029	84507 CHRISTINA RD	1	596.88
768-132-030	84511 CHRISTINA RD	1	596.88
768-133-002	50446 AVENIDA ADOBE	1	596.88
768-133-003	50442 AVENIDA ADOBE	1	596.88
768-133-004	50438 AVENIDA ADOBE	1	596.88
768-140-001	50652 AVENIDA RAZON	1	596.88
768-140-002	50642 AVENIDA RAZON	1	596.88
768-140-003	50632 AVENIDA RAZON	1	596.88
768-140-004	50622 AVENIDA RAZON	1	596.88
768-140-005	50602 AVENIDA RAZON	1	596.88
768-140-006	50601 AVENIDA RAZON	1	596.88
768-140-007	50621 AVENIDA RAZON	1	596.88
768-140-008	50631 AVENIDA RAZON	1	596.88
768-140-009	50641 AVENIDA RAZON	1	596.88
768-140-010	50651 AVENIDA RAZON	1	596.88
768-140-011	50661 AVENIDA RAZON	1	596.88
768-140-012	50671 AVENIDA RAZON	1	596.88
768-140-013	84480 VIA ZAHIDI	1	596.88
768-140-014	84490 VIA ZAHIDI	1	596.88
768-140-015	84492 VIA ZAHIDI	1	596.88
768-140-016	84494 VIA ZAHIDI	1	596.88
768-140-017	84496 VIA ZAHIDI	1	596.88
768-140-018	84498 VIA ZAHIDI	1	596.88
768-140-019	84500 VIA ZAHIDI	1	596.88
768-140-020	84502 VIA ZAHIDI	1	596.88
768-140-021	84504 VIA ZAHIDI	1	596.88
768-140-022	84506 VIA ZAHIDI	1	596.88
768-140-023	84508 VIA ZAHIDI	1	596.88
768-140-024	84510 VIA ZAHIDI	1	596.88
768-140-025	84512 VIA ZAHIDI	1	596.88
768-140-026	84513 CORTE ALTURIAN	1	596.88
768-140-027	84511 CORTE ALTURIAN	1	596.88
768-140-028	84509 CORTE ALTURIAN	1	596.88
768-140-029	84507 CORTE ALTURIAN	1	596.88
768-140-030	84505 CORTE ALTURIAN	1	596.88
768-140-031	84503 CORTE ALTURIAN	1	596.88
768-140-032	84501 CORTE ALTURIAN	1	596.88
768-140-033	84499 CORTE ALTURIAN	1	596.88
768-140-034	84497 CORTE ALTURIAN	1	596.88
768-140-035	84495 CORTE ALTURIAN	1	596.88
768-140-036	84494 CORTE ALTURIAN	1	596.88
768-140-037	84496 CORTE ALTURIAN	1	596.88
768-140-038	84498 CORTE ALTURIAN	1	596.88
768-140-039	84500 CORTE ALTURIAN	1	596.88
768-140-040	84502 CORTE ALTURIAN	1	596.88
768-140-041	84504 CORTE ALTURIAN	1	596.88
768-140-042	84506 CORTE ALTURIAN	1	596.88
768-140-043	84508 CORTE ALTURIAN	1	596.88
768-140-044	84510 CORTE ALTURIAN	1	596.88
768-140-045	84512 CORTE ALTURIAN	1	596.88
768-140-048	84493 CORTE ALTURIAN	1	596.88
768-141-001	50602 AVENIDA ADOBE	1	596.88
768-141-002	50622 AVENIDA ADOBE	1	596.88
768-141-003	50632 AVENIDA ADOBE	1	596.88
768-141-004	50642 AVENIDA ADOBE	1	596.88
768-141-005	50652 AVENIDA ADOBE	1	596.88
768-141-006	50662 AVENIDA ADOBE	1	596.88
768-141-007	50672 AVENIDA ADOBE	1	596.88
768-141-008	50682 AVENIDA ADOBE	1	596.88
768-142-001	84513 VIA ZAHIDI	1	596.88
768-142-002	84511 VIA ZAHIDI	1	596.88
768-142-003	84509 VIA ZAHIDI	1	596.88
768-142-004	84507 VIA ZAHIDI	1	596.88
768-142-005	84505 VIA ZAHIDI	1	596.88
768-142-006	84503 VIA ZAHIDI	1	596.88
768-142-007	84501 VIA ZAHIDI	1	596.88
768-142-008	84499 VIA ZAHIDI	1	596.88
768-142-009	84497 VIA ZAHIDI	1	596.88
768-142-010	84495 VIA ZAHIDI	1	596.88
768-142-011	84493 VIA ZAHIDI	1	596.88
768-142-012	84491 VIA ZAHIDI	1	596.88
768-142-013	84489 VIA ZAHIDI	1	596.88
768-142-014	84487 VIA ZAHIDI	1	596.88
768-142-015	84485 VIA ZAHIDI	1	596.88
768-150-001	84488 CORTE GILLAN	1	596.88
768-150-002	84490 CORTE GILLAN	1	596.88
768-150-003	84492 CORTE GILLAN	1	596.88
768-150-004	84494 CORTE GILLAN	1	596.88
768-150-005	84496 CORTE GILLAN	1	596.88

CITY OF COACHELLA
 COACHELLA SANITARY DISTRICT
 FISCAL YEAR 2022/2023 PRELIMINARY ROLL

ASSESSOR'S PARCEL NUMBER	SITUS ADDRESS	UNITS	CHARGE
768-150-006	84498 CORTE GILLAN	1	596.88
768-150-007	84500 CORTE GILLAN	1	596.88
768-150-008	84499 CORTE GILLAN	1	596.88
768-150-009	84497 CORTE GILLAN	1	596.88
768-150-010	84495 CORTE GILLAN	1	596.88
768-150-011	84493 CORTE GILLAN	1	596.88
768-150-012	84491 CORTE GILLAN	1	596.88
768-150-013	84489 CORTE GILLAN	1	596.88
768-150-014	84487 CORTE GILLAN	1	596.88
768-150-015	84486 CORTE YEAGER	1	596.88
768-150-016	84488 CORTE YEAGER	1	596.88
768-150-017	84490 CORTE YEAGER	1	596.88
768-150-018	84492 CORTE YEAGER	1	596.88
768-150-019	84494 CORTE YEAGER	1	596.88
768-150-020	84496 CORTE YEAGER	1	596.88
768-150-021	84498 CORTE YEAGER	1	596.88
768-150-022	84501 CORTE YEAGER	1	596.88
768-150-023	84499 CORTE YEAGER	1	596.88
768-150-024	84497 CORTE YEAGER	1	596.88
768-150-025	84495 CORTE YEAGER	1	596.88
768-150-026	84493 CORTE YEAGER	1	596.88
768-150-027	84491 CORTE YEAGER	1	596.88
768-150-028	84489 CORTE YEAGER	1	596.88
768-150-029	84486 CALLE CATHRON	1	596.88
768-150-030	84488 CALLE CATHRON	1	596.88
768-150-031	84490 CALLE CATHRON	1	596.88
768-150-032	84492 CALLE CATHRON	1	596.88
768-150-033	84494 CALLE CATHRON	1	596.88
768-150-034	84496 CALLE CATHRON	1	596.88
768-150-035	84498 CALLE CATHRON	1	596.88
768-150-036	84500 CALLE CATHRON	1	596.88
768-150-037	84502 CALLE CATHRON	1	596.88
768-150-038	84504 CALLE CATHRON	1	596.88
768-150-039	84506 CALLE CATHRON	1	596.88
768-150-040	84508 CALLE CATHRON	1	596.88
768-150-041	84510 CALLE CATHRON	1	596.88
768-150-042	84512 CALLE CATHRON	1	596.88
768-150-043	84513 CORTE CINDARELLA	1	596.88
768-150-044	84511 CORTE CINDARELLA	1	596.88
768-150-045	84509 CORTE CINDARELLA	1	596.88
768-150-046	84507 CORTE CINDARELLA	1	596.88
768-150-047	84505 CORTE CINDARELLA	1	596.88
768-150-048	84503 CORTE CINDARELLA	1	596.88
768-150-049	84500 CORTE CINDARELLA	1	596.88
768-150-050	84502 CORTE CINDARELLA	1	596.88
768-150-051	84504 CORTE CINDARELLA	1	596.88
768-150-052	84506 CORTE CINDARELLA	1	596.88
768-150-053	84508 CORTE CINDARELLA	1	596.88
768-150-054	84510 CORTE CINDARELLA	1	596.88
768-150-055	84512 CORTE CINDARELLA	1	596.88
768-150-056	84513 CORTE BERNARDO	1	596.88
768-150-057	84511 CORTE BERNARDO	1	596.88
768-150-058	84509 CORTE BERNARDO	1	596.88
768-150-059	84507 CORTE BERNARDO	1	596.88
768-150-060	84505 CORTE BERNARDO	1	596.88
768-150-061	84503 CORTE BERNARDO	1	596.88
768-150-062	84501 CORTE BERNARDO	1	596.88
768-150-063	84500 CORTE BERNARDO	1	596.88
768-150-064	84502 CORTE BERNARDO	1	596.88
768-150-065	84504 CORTE BERNARDO	1	596.88
768-150-066	84506 CORTE BERNARDO	1	596.88
768-150-067	84508 CORTE BERNARDO	1	596.88
768-150-068	84510 CORTE BERNARDO	1	596.88
768-150-069	84512 CORTE BERNARDO	1	596.88
768-151-001	50692 AVENIDA ADOBE	1	596.88
768-151-002	50702 AVENIDA ADOBE	1	596.88
768-151-003	50722 AVENIDA ADOBE	1	596.88
768-151-004	50732 AVENIDA ADOBE	1	596.88
768-151-005	50742 AVENIDA ADOBE	1	596.88
768-151-006	50752 AVENIDA ADOBE	1	596.88
768-151-007	50762 AVENIDA ADOBE	1	596.88
768-151-008	50772 AVENIDA ADOBE	1	596.88
768-151-009	50782 AVENIDA ADOBE	1	596.88
768-151-010	50792 AVENIDA ADOBE	1	596.88
768-151-011	84726 AVENUE 51	1	596.88
768-152-001	50681 AVENIDA RAZON	1	596.88
768-152-002	50691 AVENIDA RAZON	1	596.88
768-152-003	50701 AVENIDA RAZON	1	596.88
768-152-004	50721 AVENIDA RAZON	1	596.88
768-152-005	50731 AVENIDA RAZON	1	596.88
768-152-006	50741 AVENIDA RAZON	1	596.88
768-152-007	50751 AVENIDA RAZON	1	596.88
768-152-008	50761 AVENIDA RAZON	1	596.88
768-152-009	50771 AVENIDA RAZON	1	596.88
768-152-010	50781 AVENIDA RAZON	1	596.88

CITY OF COACHELLA
 COACHELLA SANITARY DISTRICT
 FISCAL YEAR 2022/2023 PRELIMINARY ROLL

ASSESSOR'S PARCEL NUMBER	SITUS ADDRESS	UNITS	CHARGE
768-152-011	50791 AVENIDA RAZON	1	596.88
768-152-012	84485 CALLE CATHRON	1	596.88
768-152-013	84487 CALLE CATHRON	1	596.88
768-152-014	84489 CALLE CATHRON	1	596.88
768-152-015	84491 CALLE CATHRON	1	596.88
768-152-016	84493 CALLE CATHRON	1	596.88
768-152-017	84495 CALLE CATHRON	1	596.88
768-152-018	84497 CALLE CATHRON	1	596.88
768-152-021	84503 CALLE CATHRON	1	596.88
768-152-022	84505 CALLE CATHRON	1	596.88
768-152-023	84507 CALLE CATHRON	1	596.88
768-152-024	84509 CALLE CATHRON	1	596.88
768-152-025	84511 CALLE CATHRON	1	596.88
768-152-026	84513 CALLE CATHRON	1	596.88
768-160-001	50021 BALBOA ST	1	596.88
768-160-002	50031 BALBOA ST	1	596.88
768-160-003	50041 BALBOA ST	1	596.88
768-160-004	50051 BALBOA ST	1	596.88
768-160-005	50061 BALBOA ST	1	596.88
768-160-006	50071 BALBOA ST	1	596.88
768-160-007	50081 BALBOA ST	1	596.88
768-160-008	50091 BALBOA ST	1	596.88
768-160-009	50101 BALBOA ST	1	596.88
768-161-001	50020 BALBOA ST	1	596.88
768-161-002	50030 BALBOA ST	1	596.88
768-161-003	50040 BALBOA ST	1	596.88
768-161-004	50050 BALBOA ST	1	596.88
768-161-005	50060 BALBOA ST	1	596.88
768-161-006	50070 BALBOA ST	1	596.88
768-161-007	50080 BALBOA ST	1	596.88
768-161-008	50090 BALBOA ST	1	596.88
768-161-009	50100 BALBOA ST	1	596.88
768-161-010	50021 CORONADO ST	1	596.88
768-161-011	50031 CORONADO ST	1	596.88
768-161-012	50041 CORONADO ST	1	596.88
768-161-013	50051 CORONADO ST	1	596.88
768-161-014	50061 CORONADO ST	1	596.88
768-161-015	50071 CORONADO ST	1	596.88
768-161-016	50081 CORONADO ST	1	596.88
768-161-017	50091 CORONADO ST	1	596.88
768-161-018	50101 CORONADO ST	1	596.88
768-162-001	50020 CORONADO ST	1	596.88
768-162-002	50030 CORONADO ST	1	596.88
768-162-003	50040 CORONADO ST	1	596.88
768-162-004	50050 CORONADO ST	1	596.88
768-162-005	50060 CORONADO ST	1	596.88
768-162-006	50070 CORONADO ST	1	596.88
768-162-007	50080 CORONADO ST	1	596.88
768-162-008	50090 CORONADO ST	1	596.88
768-162-009	50100 CORONADO ST	1	596.88
768-162-010	50021 KENMORE ST	1	596.88
768-162-011	50031 KENMORE ST	1	596.88
768-162-012	50041 KENMORE ST	1	596.88
768-162-013	50051 KENMORE ST	1	596.88
768-162-014	50061 KENMORE ST	1	596.88
768-162-015	50071 KENMORE ST	1	596.88
768-162-016	50081 KENMORE ST	1	596.88
768-162-017	50091 KENMORE ST	1	596.88
768-162-018	50101 KENMORE ST	1	596.88
768-162-019	50111 KENMORE ST	1	596.88
768-163-001	50020 KENMORE ST	1	596.88
768-163-002	50030 KENMORE ST	1	596.88
768-163-003	50040 KENMORE ST	1	596.88
768-163-004	50050 KENMORE ST	1	596.88
768-163-005	50060 KENMORE ST	1	596.88
768-163-006	50070 KENMORE ST	1	596.88
768-163-007	50080 KENMORE ST	1	596.88
768-163-008	50090 KENMORE ST	1	596.88
768-163-009	50100 KENMORE ST	1	596.88
768-163-010	50110 KENMORE ST	1	596.88
768-170-001	50491 BALBOA	1	596.88
768-170-002	50467 S BALBOA ST	1	596.88
768-170-003	50443 S BALBOA ST	1	596.88
768-170-004	50419 S BALBOA ST	1	596.88
768-170-005	50395 S BALBOA ST	1	596.88
768-170-006	50371 S BALBOA ST	1	596.88
768-170-007	50347 S BALBOA ST	1	596.88
768-170-008	50323 S BALBOA ST	1	596.88
768-170-009	50299 S BALBOA ST	1	596.88
768-170-010	50275 S BALBOA ST	1	596.88
768-170-011	50251 S BALBOA ST	1	596.88
768-170-012	50250 S BALBOA ST	1	596.88
768-170-013	50274 S BALBOA ST	1	596.88
768-170-014	50298 S BALBOA ST	1	596.88
768-170-015	50322 S BALBOA ST	1	596.88

CITY OF COACHELLA
 COACHELLA SANITARY DISTRICT
 FISCAL YEAR 2022/2023 PRELIMINARY ROLL

ASSESSOR'S PARCEL NUMBER	SITUS ADDRESS	UNITS	CHARGE
768-170-016	50346 S BALBOA ST	1	596.88
768-170-017	50370 S BALBOA ST	1	596.88
768-170-018	50394 S BALBOA ST	1	596.88
768-170-019	50418 S BALBOA ST	1	596.88
768-170-020	50442 S BALBOA ST	1	596.88
768-170-021	50466 S BALBOA ST	1	596.88
768-170-022	50490 S BALBOA ST	1	596.88
768-170-023	50491 S CORONADO ST	1	596.88
768-170-024	50467 S CORONADO ST	1	596.88
768-170-025	50443 S CORONADO ST	1	596.88
768-170-026	50419 S CORONADO	1	596.88
768-170-027	50395 S CORONADO ST	1	596.88
768-170-028	50371 S CORONADO ST	1	596.88
768-170-029	50347 S CORONADO ST	1	596.88
768-170-030	50323 S CORONADO ST	1	596.88
768-170-031	50299 S CORONADO ST	1	596.88
768-170-032	50275 S CORONADO ST	1	596.88
768-170-033	50251 S CORONADO ST	1	596.88
768-170-034	50250 S CORONADO ST	1	596.88
768-170-035	50274 S CORONADO ST	1	596.88
768-170-036	50298 S CORONADO ST	1	596.88
768-170-037	50322 S CORONADO ST	1	596.88
768-170-038	50346 S CORONADO ST	1	596.88
768-170-039	50370 S CORONADO ST	1	596.88
768-170-040	50394 S CORONADO ST	1	596.88
768-170-041	50418 S CORONADO ST	1	596.88
768-170-042	50442 S CORONADO ST	1	596.88
768-170-043	50466 S CORONADO ST	1	596.88
768-170-044	50490 S CORONADO ST	1	596.88
768-170-045	50491 S KENMORE ST	1	596.88
768-170-046	50467 S KENMORE ST	1	596.88
768-170-047	50443 S KENMORE ST	1	596.88
768-170-048	50419 S KENMORE ST	1	596.88
768-170-049	50395 S KENMORE ST	1	596.88
768-170-050	50371 S KENMORE ST	1	596.88
768-170-051	50347 S KENMORE ST	1	596.88
768-170-052	50323 S KENMORE ST	1	596.88
768-170-053	50299 S KENMORE ST	1	596.88
768-170-054	50275 S KENMORE ST	1	596.88
768-170-055	50251 S KENMORE ST	1	596.88
768-170-056	50250 S KENMORE ST	1	596.88
768-170-057	50274 S KENMORE ST	1	596.88
768-170-058	50298 S KENMORE ST	1	596.88
768-170-059	50322 S KENMORE ST	1	596.88
768-170-060	50346 KENMORE ST	1	596.88
768-170-061	50370 S KENMORE ST	1	596.88
768-170-062	50394 S KENMORE ST	1	596.88
768-170-063	50418 S KENMORE ST	1	596.88
768-170-064	50442 S KENMORE ST	1	596.88
768-170-065	50466 S KENMORE ST	1	596.88
768-170-066	50490 S KENMORE ST	1	596.88
768-190-001	84852 SUNDOWN LN	1	596.88
768-190-002	84842 SUNDOWN LN	1	596.88
768-190-003	84832 SUNDOWN LN	1	596.88
768-190-004	84822 SUNDOWN LN	1	596.88
768-190-005	84812 SUNDOWN LN	1	596.88
768-190-006	84802 SUNDOWN LN	1	596.88
768-190-007	84792 SUNDOWN LN	1	596.88
768-190-008	84780 SUNDOWN LN	1	596.88
768-190-009	84791 SUNDOWN LN	1	596.88
768-190-010	84801 SUNDOWN LN	1	596.88
768-190-011	84811 SUNDOWN LN	1	596.88
768-190-012	84821 SUNDOWN LN	1	596.88
768-190-013	84831 SUNDOWN LN	1	596.88
768-190-014	84841 SUNDOWN LN	1	596.88
768-190-015	84851 SUNDOWN LN	1	596.88
768-190-016	50712 SUNBURST ST	1	596.88
768-190-017	50722 SUNBURST ST	1	596.88
768-190-018	50702 SUNBURST ST	1	596.88
768-190-019	50682 SUNBURST ST	1	596.88
768-190-020	50662 SUNBURST ST	1	596.88
768-190-021	50642 SUNBURST ST	1	596.88
768-190-022	50622 SUNBURST ST	1	596.88
768-190-023	NO SITUS AVAILABLE	1	596.88
768-190-024	84635 SUNRISE AVE	1	596.88
768-190-025	84659 SUNRISE AVE	1	596.88
768-190-026	84667 SUNRISE AVE	1	596.88
768-190-027	84683 SUNRISE AVE	1	596.88
768-190-028	84699 SUNRISE AVE	1	596.88
768-190-029	84715 SUNRISE AVE	1	596.88
768-190-030	84739 SUNRISE AVE	1	596.88
768-190-031	84747 SUNRISE AVE	1	596.88
768-190-032	84763 SUNRISE AVE	1	596.88
768-190-033	84779 SUNRISE AVE	1	596.88
768-190-034	84795 SUNRISE AVE	1	596.88

CITY OF COACHELLA
 COACHELLA SANITARY DISTRICT
 FISCAL YEAR 2022/2023 PRELIMINARY ROLL

ASSESSOR'S PARCEL NUMBER	SITUS ADDRESS	UNITS	CHARGE
768-191-001	84515 WESTERFIELD WAY	1	596.88
768-191-002	84531 WESTERFIELD WAY	1	596.88
768-191-003	84549 WESTERFIELD WAY	1	596.88
768-191-004	84565 WESTERFIELD WAY	1	596.88
768-191-005	84581 WESTERFIELD WAY	1	596.88
768-191-006	84597 WESTERFIELD WAY	1	596.88
768-191-007	84615 WESTERFIELD WAY	1	596.88
768-191-008	84631 WESTERFIELD WAY	1	596.88
768-191-009	84647 WESTERFIELD WAY	1	596.88
768-191-010	84663 WESTERFIELD WAY	1	596.88
768-191-011	84681 WESTERFIELD WAY	1	596.88
768-191-012	84697 WESTERFIELD WAY	1	596.88
768-191-013	84713 WESTERFIELD WAY	1	596.88
768-191-014	84729 WESTERFIELD WAY	1	596.88
768-191-015	84747 WESTERFIELD WAY	1	596.88
768-191-016	84763 WESTERFIELD WAY	1	596.88
768-191-017	84779 WESTERFIELD WAY	1	596.88
768-191-018	84795 WESTERFIELD WAY	1	596.88
768-191-019	84796 SUNRISE AVE	1	596.88
768-191-020	84780 SUNRISE AVE	1	596.88
768-191-021	84764 SUNRISE AVE	1	596.88
768-191-022	84748 SUNRISE AVE	1	596.88
768-191-023	84732 SUNRISE AVE	1	596.88
768-191-024	84716 SUNRISE AVE	1	596.88
768-191-025	84700 SUNRISE AVE	1	596.88
768-191-026	84684 SUNRISE AVE	1	596.88
768-191-027	84668 SUNRISE AVE	1	596.88
768-191-028	84652 SUNRISE AVE	1	596.88
768-191-029	84636 SUNRISE AVE	1	596.88
768-191-030	84620 SUNRISE AVE	1	596.88
768-191-031	84604 SUNRISE AVE	1	596.88
768-191-032	84588 SUNRISE AVE	1	596.88
768-191-033	84572 SUNRISE AVE	1	596.88
768-191-034	50561 SUNBURST ST	1	596.88
768-191-035	50581 SUNBURST ST	1	596.88
768-191-036	50601 SUNBURST ST	1	596.88
768-191-037	50621 SUNBURST ST	1	596.88
768-191-038	50641 SUNBURST ST	1	596.88
768-191-039	50661 SUNBURST ST	1	596.88
768-191-040	50681 SUNBURST ST	1	596.88
768-191-041	50701 SUNBURST ST	1	596.88
768-191-042	50721 SUNBURST ST	1	596.88
768-191-043	50741 SUNBURST ST	1	596.88
768-200-001	84862 SUNDANCE LN	1	596.88
768-200-002	84852 SUNDANCE LN	1	596.88
768-200-003	84842 SUNDANCE LN	1	596.88
768-200-004	84832 SUNDANCE LN	1	596.88
768-200-005	84822 SUNDANCE LN	1	596.88
768-200-006	84812 SUNDANCE LN	1	596.88
768-200-007	84802 SUNDANCE LN	1	596.88
768-200-008	84792 SUNDANCE LN	1	596.88
768-200-009	84791 SUNDANCE LN	1	596.88
768-200-010	84801 SUNDANCE LN	1	596.88
768-200-011	84811 SUNDANCE LN	1	596.88
768-200-012	84821 SUNDANCE LN	1	596.88
768-200-013	84831 SUNDANCE LN	1	596.88
768-200-014	84841 SUNDANCE LN	1	596.88
768-200-015	84851 SUNDANCE LN	1	596.88
768-200-016	84861 SUNDANCE LN	1	596.88
768-200-017	84872 SUNSHINE AVE	1	596.88
768-200-018	84862 SUNSHINE AVE	1	596.88
768-200-019	84852 SUNSHINE AVE	1	596.88
768-200-020	84842 SUNSHINE AVE	1	596.88
768-200-021	84832 SUNSHINE AVE	1	596.88
768-200-022	84822 SUNSHINE AVE	1	596.88
768-200-023	84812 SUNSHINE AVE	1	596.88
768-200-024	84802 SUNSHINE AVE	1	596.88
768-200-025	84792 SUNSHINE AVE	1	596.88
768-200-026	50862 SUNBURST ST	1	596.88
768-200-027	50842 SUNBURST ST	1	596.88
768-200-028	50822 SUNBURST ST	1	596.88
768-200-029	50802 SUNBURST ST	1	596.88
768-200-030	50782 SUNBURST ST	1	596.88
768-200-031	50762 SUNBURST ST	1	596.88
768-201-001	50761 SUNBURST ST	1	596.88
768-201-002	50781 SUNBURST ST	1	596.88
768-201-003	50801 SUNBURST ST	1	596.88
768-201-004	50821 SUNBURST ST	1	596.88
768-201-005	50841 SUNBURST ST	1	596.88
768-201-006	50861 SUNBURST ST	1	596.88
768-201-007	50881 SUNBURST ST	1	596.88
768-201-008	84761 SUNSHINE AVE #1	1	596.88
768-201-009	84771 SUNSHINE AVE	1	596.88
768-201-010	84781 SUNSHINE AVE	1	596.88
768-201-011	84791 SUNSHINE AVE	1	596.88

CITY OF COACHELLA
 COACHELLA SANITARY DISTRICT
 FISCAL YEAR 2022/2023 PRELIMINARY ROLL

ASSESSOR'S PARCEL NUMBER	SITUS ADDRESS	UNITS	CHARGE
768-201-012	84801 SUNSHINE AVE	1	596.88
768-201-013	84811 SUNSHINE AVE	1	596.88
768-201-014	84821 SUNSHINE AVE	1	596.88
768-201-015	84831 SUNSHINE AVE	1	596.88
768-201-016	84841 SUNSHINE AVE	1	596.88
768-201-017	84851 SUNSHINE AVE	1	596.88
768-201-018	84861 SUNSHINE AVE	1	596.88
768-201-019	84871 SUNSHINE AVE	1	596.88
768-210-012	84655 AVENUE 51	1	596.88
768-210-013	84657 AVENUE 51	1	596.88
768-210-038	84615 AVENUE 51	1	596.88
768-210-039	84571 AVENUE 51	1	596.88
768-221-001	84629 BAGDAD AVE	1	596.88
768-221-002	84640 BAGDAD AVE	1	596.88
768-221-003	84639 BAGDAD AVE	1	596.88
768-221-004	84659 BAGDAD AVE	1	596.88
768-221-005	84671 BAGDAD AVE	1	596.88
768-221-006	84684 BAGDAD AVE	1	596.88
768-221-008	84691 BAGDAD ST	1	596.88
768-221-009	84701 BAGDAD AVE	1	596.88
768-221-010	84725 BAGDAD AVE	1	596.88
768-221-011	84729 BAGDAD AVE	1	596.88
768-221-012	84630 DAMASCUS AVE	1	596.88
768-221-013	84640 DAMASCUS AVE	1	596.88
768-221-014	84650 DAMASCUS AVE	1	596.88
768-221-015	84664 DAMASCUS AVE	1	596.88
768-221-016	84672 DAMASCUS AVE	1	596.88
768-221-017	84679 DAMASCUS AVE	1	596.88
768-221-018	84688 DAMASCUS AVE	1	596.88
768-221-019	84690 DAMASCUS AVE	1	596.88
768-221-020	84706 DAMASCUS AVE	1	596.88
768-221-021	84716 DAMASCUS AVE	1	596.88
768-221-022	84734 DAMASCUS AVE	1	596.88
768-221-023	84738 DAMASCUS AVE	1	596.88
768-222-001	51722 DOUMA ST	1	596.88
768-222-002	51710 DOUMA ST	1	596.88
768-222-011	51661 CALLE TORRES ORDUNO	1	596.88
768-222-012	51691 CALLE TORRES ORDUNO	1	596.88
768-222-013	51721 CALLE TORRES ORDUNO	1	596.88
768-222-014	84708 DOUMA CT	1	596.88
768-223-002	51672 CALLE TORRES ORDUNO	1	596.88
768-223-003	51722 CALLE TORRES ORDUNO	1	596.88
768-223-004	51742 CALLE TORRES ORDUNO	1	596.88
768-231-001	51502 CALLE AVILA	1	596.88
768-231-002	51522 CALLE AVILA	1	596.88
768-231-003	51530 CALLE AVILA	1	596.88
768-231-004	51558 CALLE AVILA	1	596.88
768-231-005	51572 CALLE AVILA	1	596.88
768-231-006	51628 CALLE AVILA	1	596.88
768-231-007	51638 CALLE AVILA	1	596.88
768-231-008	51648 CALLE AVILA	1	596.88
768-231-009	51666 CALLE AVILA	1	596.88
768-231-010	51668 CALLE AVILA	1	596.88
768-231-011	84884 CAIRO AVE	1	596.88
768-231-013	51617 CALLE CAMACHO	1	596.88
768-231-014	51607 CALLE CAMACHO	1	596.88
768-231-015	51651 CALLE CAMACHO	1	596.88
768-231-016	51573 CALLE CAMACHO	1	596.88
768-231-017	51555 CALLE CAMACHO	1	596.88
768-231-020	84946 BAGDAD AVE	1	596.88
768-232-001	51512 CALLE CAMACHO	1	596.88
768-232-002	51522 CALLE CAMACHO	1	596.88
768-232-003	51544 CALLE CAMACHO	1	596.88
768-232-004	51558 CALLE CAMACHO	1	596.88
768-232-005	51572 CALLE CAMACHO	1	596.88
768-232-006	51628 CALLE CAMACHO	1	596.88
768-232-007	51638 CALLE CAMACHO	1	596.88
768-232-008	51648 CALLE CAMACHO	1	596.88
768-232-009	51656 CALLE CAMACHO	1	596.88
768-241-001	51724 DOUMA ST	1	596.88
768-241-003	51761 DOUMA ST	1	596.88
768-241-004	51782 DOUMA ST	1	596.88
768-241-005	51820 DOUMA ST	1	596.88
768-241-006	51872 DOUMA ST	1	596.88
768-241-007	51946 DOUMA ST	1	596.88
768-241-008	51964 DOUMA ST	1	596.88
768-241-009	84627 AVENUE 52	1	596.88
768-241-010	84657 AVENUE 52	1	596.88
768-241-011	84687 AVENUE 52	1	596.88
768-241-012	84699 AVENUE 52	1	596.88
768-241-013	51873 LORENZA CT	1	596.88
768-241-014	51821 LORENZA LN	1	596.88
768-241-015	51767 LORENZA LN	1	596.88
768-241-016	51761 LORENZA LN	1	596.88
768-241-017	51733 LORENZA LN	1	596.88

CITY OF COACHELLA
 COACHELLA SANITARY DISTRICT
 FISCAL YEAR 2022/2023 PRELIMINARY ROLL

ASSESSOR'S PARCEL NUMBER	SITUS ADDRESS	UNITS	CHARGE
768-241-018	51721 LORENZA LN	1	596.88
768-242-001	51712 LORENZA LN	1	596.88
768-242-002	84715 AVENUE 52	1	596.88
768-242-004	84786 AVENUE 52	1	596.88
768-242-005	84735 AVENUE 52	1	596.88
768-242-006	84743 AVENUE 52	1	596.88
768-242-007	51941 CALLE TORRES ORDUNO	1	596.88
768-242-008	51911 CALLE TORRES ORDUNO	1	596.88
768-242-009	51881 CALLE TORRES ORDUNO	1	596.88
768-242-010	51851 CALLE TORRES ORDUNO	1	596.88
768-242-011	51821 CALLE TORRES ORDUNO	1	596.88
768-242-012	51791 CALLE TORRES ORDUNO	1	596.88
768-242-013	51761 CALLE TORRES ORDUNO	1	596.88
768-243-001	51762 CALLE TORRES ORDUNO	1	596.88
768-243-002	51792 CALLE TORRES ORDUNO	1	596.88
768-243-003	51836 CALLE TORRES ORDUNO	1	596.88
768-243-004	51886 CALLE TORRES ORDUNO	1	596.88
768-243-005	51910 CLL ORDUNO	1	596.88
768-243-007	51964 CALLE TORRES ORDUNO	1	596.88
768-243-010	84751 AVENUE 52	1	596.88
768-250-001	51837 CALLE EMPALME	1	596.88
768-250-002	51855 CALLE EMPALME	1	596.88
768-250-003	51909 CALLE EMPALME	1	596.88
768-250-005	84761 AVENUE 52	1	596.88
768-251-001	51836 CALLE EMPALME	1	596.88
768-251-002	51854 CALLE EMPALME	1	596.88
768-251-003	51872 CALLE EMPALME	1	596.88
768-251-004	51890 CALLE EMPALME	1	596.88
768-251-005	51908 CALLE EMPALME	1	596.88
768-251-006	51926 CALLE EMPALME	1	596.88
768-251-007	51944 CALLE EMPALME	1	596.88
768-251-008	51962 CALLE EMPALME	1	596.88
768-251-009	51980 CALLE EMPALME	1	596.88
768-251-010	51837 CALLE TECHA	1	596.88
768-251-011	51855 CALLE TECHA	1	596.88
768-251-012	51873 CALLE TECHA	1	596.88
768-251-013	51891 CALLE TECHA	1	596.88
768-251-014	51909 CALLE TECHA	1	596.88
768-251-015	51927 CALLE TECHA	1	596.88
768-251-016	51945 CALLE TECHA	1	596.88
768-251-017	51963 CALLE TECHA	1	596.88
768-251-018	51981 CALLE TECHA	1	596.88
768-252-001	51836 CALLE TECHA	1	596.88
768-252-002	51854 CALLE TECHA	1	596.88
768-252-003	51872 CALLE TECHA	1	596.88
768-252-004	51890 CALLE TECHA	1	596.88
768-252-005	51908 CALLE TECHA	1	596.88
768-252-006	51926 CALLE TECHA	1	596.88
768-252-007	51944 CALLE TECHA	1	596.88
768-252-008	51962 CALLE TECHA	1	596.88
768-252-009	84831 AVENUE 52	1	596.88
768-252-010	51837 CALLE AVILA	1	596.88
768-252-011	51855 CALLE AVILA	1	596.88
768-252-012	51873 CALLE AVILA	1	596.88
768-252-013	51891 CALLE AVILA	1	596.88
768-252-014	51909 CALLE AVILA	1	596.88
768-252-015	51927 CALLE AVILA	1	596.88
768-252-016	51945 CALLE AVILA	1	596.88
768-252-017	51963 CALLE AVILA	1	596.88
768-252-018	51981 CALLE AVILA	1	596.88
768-253-001	84855 CAIRO AVE	1	596.88
768-253-002	51874 CALLE AVILA	1	596.88
768-253-003	51890 CALLE AVILA	1	596.88
768-253-004	51910 CALLE AVILA	1	596.88
768-253-006	51911 CALLE CAMACHO	1	596.88
768-253-007	51891 CALLE CAMACHO	1	596.88
768-253-008	51875 CALLE CAMACHO	1	596.88
768-253-009	84885 CAIRO ST	1	596.88
768-253-010	84875 CAIRO AVE	1	596.88
768-253-011	84865 CAIRO AVE	1	596.88
768-254-006	84985 AVENUE 52	1	596.88
768-270-001	52020 PRIMITIVO DR	1	596.88
768-270-002	52034 PRIMITIVO DR	1	596.88
768-270-003	52050 PRIMITIVO DR	1	596.88
768-270-005	84502 VERMOUTH DR	1	596.88
768-270-008	84522 VERMOUTH DR	1	596.88
768-270-009	84528 VERMOUTH DR	1	596.88
768-270-010	84532 VERMOUTH DR	1	596.88
768-270-011	84538 VERMOUTH DR	1	596.88
768-270-014	84554 VERMOUTH DR	1	596.88
768-270-015	84560 VERMOUTH DR	1	596.88
768-270-016	84566 VERMOUTH DR	1	596.88
768-270-017	84570 VERMOUTH DR	1	596.88
768-270-018	84576 VERMOUTH DR	1	596.88
768-270-021	84590 VERMOUTH DR	1	596.88

CITY OF COACHELLA
 COACHELLA SANITARY DISTRICT
 FISCAL YEAR 2022/2023 PRELIMINARY ROLL

ASSESSOR'S PARCEL NUMBER	SITUS ADDRESS	UNITS	CHARGE
768-270-022	52038 ALLENDE DR	1	596.88
768-270-023	52044 ALLENDE DR	1	596.88
768-270-024	52052 ALLENDE DR	1	596.88
768-270-025	52060 ALLENDE DR	1	596.88
768-270-026	52066 ALLENDE DR	1	596.88
768-270-027	52074 ALLENDE DR	1	596.88
768-270-028	52080 ALLENDE DR	1	596.88
768-270-030	52096 ALLENDE DR	1	596.88
768-270-034	84508 VERMOUTH DR	1	596.88
768-270-035	84516 VERMOUTH DR	1	596.88
768-270-036	84542 VERMOUTH DR	1	596.88
768-270-037	84548 VERMOUTH DR	1	596.88
768-270-038	84580 VERMOUTH DR	1	596.88
768-270-039	84585 VERMOUTH DR	1	596.88
768-270-040	52088 ALLENDE DR	1	596.88
768-270-041	52104 ALLENDE DR	1	596.88
768-270-042	52110 ALLENDE DR	1	596.88
768-270-043	84498 VERMOUTH DR	1	596.88
768-271-001	52107 PRIMITIVO DR	1	596.88
768-271-002	52101 PRIMITIVO DR	1	596.88
768-271-003	52095 PRIMITIVO DR	1	596.88
768-271-004	84421 VERMOUTH DR	1	596.88
768-271-005	84411 VERMOUTH DR	1	596.88
768-271-006	84399 VERMOUTH DR	1	596.88
768-272-001	52063 PRIMITIVO DR	1	596.88
768-272-002	52051 PRIMITIVO DR	1	596.88
768-272-003	52043 PRIMITIVO DR	1	596.88
768-272-004	52031 PRIMITIVO DR	1	596.88
768-272-005	52019 PRIMITIVO DR	1	596.88
768-273-001	84441 VERMOUTH DR	1	596.88
768-273-002	84451 VERMOUTH DR	1	596.88
768-273-003	84461 VERMOUTH DR	1	596.88
768-273-004	84475 VERMOUTH DR	1	596.88
768-273-005	84491 VERMOUTH DR	1	596.88
768-273-006	84507 VERMOUTH DR	1	596.88
768-273-007	84517 VERMOUTH DR	1	596.88
768-273-008	84525 VERMOUTH DR	1	596.88
768-273-009	84533 VERMOUTH DR	1	596.88
768-273-010	84545 VERMOUTH DR	1	596.88
768-273-011	84553 VERMOUTH DR	1	596.88
768-273-012	84561 VERMOUTH DR	1	596.88
768-273-013	84569 VERMOUTH DR	1	596.88
768-273-014	52077 ALLENDE DR	1	596.88
768-273-015	52081 ALLENDE DR	1	596.88
768-273-016	52089 ALLENDE DR	1	596.88
768-273-017	52095 ALLENDE DR	1	596.88
768-273-018	84570 SOLARCE ST	1	596.88
768-273-019	84562 PROSECCO WAY	1	596.88
768-273-020	84556 PROSECCO WAY	1	596.88
768-273-021	84552 PROSECCO WAY	1	596.88
768-273-022	84546 PROSECCO WAY	1	596.88
768-273-023	52088 AMARONE CIR	1	596.88
768-273-024	52080 AMARONE CIR	1	596.88
768-273-025	52074 AMARONE CIR	1	596.88
768-273-026	52081 AMARONE CIR	1	596.88
768-273-027	52089 AMARONE CIR	1	596.88
768-273-028	84538 PROSECCO WAY	1	596.88
768-273-029	84530 PROSECCO WAY	1	596.88
768-273-030	84524 PROSECCO WAY	1	596.88
768-273-031	52085 CHARDONNAY CIR	1	596.88
768-273-032	52080 CHARDONNAY CIR	1	596.88
768-273-033	52074 CHARDONNAY CIR	1	596.88
768-273-034	52081 CHARDONNAY CIR	1	596.88
768-273-035	52089 CHARDONNAY CIR	1	596.88
768-273-036	84516 MALVASIA WAY	1	596.88
768-273-037	84512 MALVASIA WAY	1	596.88
768-273-038	52100 PRIMITIVO DR	1	596.88
768-273-039	52094 PRIMITIVO DR	1	596.88
768-273-040	52088 PRIMITIVO DR	1	596.88
768-280-001	52132 ALLENDE DR	1	596.88
768-280-002	52138 ALLENDE DR	1	596.88
768-280-003	52142 ALLENDE DR	1	596.88
768-280-004	52146 ALLENDE DR	1	596.88
768-280-005	52152 ALLENDE DR	1	596.88
768-280-006	52158 ALLENDE DR	1	596.88
768-280-007	52162 ALLENDE DR	1	596.88
768-280-008	52168 ALLENDE DR	1	596.88
768-280-011	52178 ALLENDE DR	1	596.88
768-280-012	52172 ALLENDE DR	1	596.88
768-281-002	52165 ALLENDE DR	1	596.88
768-281-013	84453 PRIMITIVO DR	1	596.88
768-281-017	NO SITUS AVAILABLE	1	596.88
768-281-020	52157 PRIMITIVO DR	1	596.88
768-281-021	52151 PRIMITIVO DR	1	596.88
768-281-022	52147 PRIMITIVO DR	1	596.88

CITY OF COACHELLA
 COACHELLA SANITARY DISTRICT
 FISCAL YEAR 2022/2023 PRELIMINARY ROLL

ASSESSOR'S PARCEL NUMBER	SITUS ADDRESS	UNITS	CHARGE
768-281-023	52141 PRIMITIVO DR	1	596.88
768-281-024	52133 PRIMITIVO DR	1	596.88
768-281-025	52129 PRIMITIVO DR	1	596.88
768-281-026	52121 PRIMITIVO DR	1	596.88
768-281-027	52119 PRIMITIVO DR	1	596.88
768-281-028	52113 PRIMITIVO DR	1	596.88
768-281-030	52177 ALLENDE DR	1	596.88
768-281-049	52171 ALLENDE DR	1	596.88
768-281-050	84557 PROSECCO WAY	1	596.88
768-281-051	84493 RODREJO ST	1	596.88
768-281-052	84483 RODREJO ST	1	596.88
768-281-053	84771 RODREJO ST	1	596.88
768-281-054	84443 PRIMITIVO DR	1	596.88
768-281-055	84423 PRIMITIVO DR	1	596.88
768-281-056	84545 RODREJO ST	1	596.88
768-281-057	84533 RODREJO ST	1	596.88
768-281-058	84525 RODREJO ST	1	596.88
768-281-059	84517 RODREJO ST	1	596.88
768-281-060	84505 RODREJO ST	1	596.88
768-281-061	84463 RODREJO ST	1	596.88
768-281-062	84435 PRIMITIVO DR	1	596.88
768-281-063	84407 PRIMITIVO DR	1	596.88
768-281-064	52161 PRIMITIVO DR	1	596.88
768-282-001	52105 MALVASIA WAY	1	596.88
768-282-002	52113 MALVASIA WAY	1	596.88
768-282-003	52121 MALVASIA WAY	1	596.88
768-282-004	52131 MALVASIA WAY	1	596.88
768-282-005	52137 MALVASIA WAY	1	596.88
768-282-006	84464 RODREJO ST	1	596.88
768-282-007	84454 PRIMITIVO DR	1	596.88
768-282-008	84444 PRIMITIVO DR	1	596.88
768-282-009	84436 PRIMITIVO DR	1	596.88
768-282-010	52142 PRIMITIVO DR	1	596.88
768-282-011	52136 PRIMITIVO DR	1	596.88
768-282-012	52128 PRIMITIVO DR	1	596.88
768-282-013	52122 PRIMITIVO DR	1	596.88
768-282-014	52116 PRIMITIVO DR	1	596.88
768-282-015	52108 PRIMITIVO DR	1	596.88
768-283-001	52130 MALVASIA WAY	1	596.88
768-283-002	52122 MALVASIA WAY	1	596.88
768-283-003	84521 MALVASIA WAY	1	596.88
768-283-004	84525 PROSECCO WAY	1	596.88
768-283-005	84531 PROSECCO WAY	1	596.88
768-283-006	84539 PROSECCO WAY	1	596.88
768-283-007	52115 PROSECCO WAY	1	596.88
768-283-008	52123 PROSECCO WAY	1	596.88
768-283-009	52131 PROSECCO WAY	1	596.88
768-283-010	52139 PROSECCO WAY	1	596.88
768-283-011	52145 PROSECCO WAY	1	596.88
768-283-012	52155 PROSECCO ST	1	596.88
768-283-013	84526 RODREJO ST	1	596.88
768-283-014	84516 RODREJO ST	1	596.88
768-283-015	84506 RODREJO ST	1	596.88
768-283-016	52160 MALVASIA WAY	1	596.88
768-283-017	52152 MALVASIA WAY	1	596.88
768-283-018	52148 MALVASIA WAY	1	596.88
768-283-019	52142 MALVASIA WAY	1	596.88
768-283-020	84525 MERCADO CIR	1	596.88
768-283-021	84531 MERCADO CIR	1	596.88
768-283-022	84530 MERCADO CIR	1	596.88
768-283-023	84524 MERCADO CIR	1	596.88
768-310-001	53859 SLATE DR	1	596.88
768-310-002	53841 SLATE DR	1	596.88
768-310-003	53839 SLATE DR	1	596.88
768-310-004	53821 SLATE DR	1	596.88
768-310-005	53807 SLATE DR	1	596.88
768-310-006	53785 SLATE DR	1	596.88
768-310-007	53761 SLATE DR	1	596.88
768-310-008	53747 SLATE DR	1	596.88
768-310-009	53721 SLATE DR	1	596.88
768-310-010	53693 SLATE DR	1	596.88
768-310-011	53671 SLATE DR	1	596.88
768-310-012	53670 W SIENNA CIR	1	596.88
768-310-013	53692 W SIENNA CIR	1	596.88
768-310-014	53720 W SIENNA CIR	1	596.88
768-310-015	53748 W SIENNA CIR	1	596.88
768-310-016	53760 SIENNA CIR	1	596.88
768-310-017	53784 W SIENNA CIR	1	596.88
768-310-018	53808 W SIENNA CIR	1	596.88
768-310-019	53820 W SIENNA CIR	1	596.88
768-310-020	53838 SIENNA CIR	1	596.88
768-310-021	53846 W SIENNA CIR	1	596.88
768-310-022	53860 W SIENNA CIR	1	596.88
768-311-001	84346 N SIENNA CIR	1	596.88
768-311-002	84358 N SIENNA CIR	1	596.88

CITY OF COACHELLA
 COACHELLA SANITARY DISTRICT
 FISCAL YEAR 2022/2023 PRELIMINARY ROLL

ASSESSOR'S PARCEL NUMBER	SITUS ADDRESS	UNITS	CHARGE
768-311-003	84370 N SIENNA CIR	1	596.88
768-311-004	84384 N SIENNA CIR	1	596.88
768-311-005	84398 N SIENNA CIR	1	596.88
768-311-006	84410 N SIENNA CIR	1	596.88
768-311-007	84426 N SIENNA CIR	1	596.88
768-311-008	84438 N SIENNA CIR	1	596.88
768-311-009	84452 N SIENNA CIR	1	596.88
768-311-010	84460 N SIENNA CIR	1	596.88
768-311-011	84472 N SIENNA CIR	1	596.88
768-311-012	84482 N SIENNA CIR	1	596.88
768-311-013	53650 E SIENNA CIR	1	596.88
768-311-014	53672 E SIENNA CIR	1	596.88
768-311-015	53694 E SIENNA CIR	1	596.88
768-311-016	53718 E SIENNA CIR	1	596.88
768-311-017	53740 E SIENNA CIR	1	596.88
768-311-018	53764 E SIENNA CIR	1	596.88
768-311-019	53788 E SIENNA CIR	1	596.88
768-311-020	53810 E SIENNA CIR	1	596.88
768-312-001	53823 SAPPHIRE LN	1	596.88
768-312-002	53807 SAPPHIRE LN	1	596.88
768-312-003	53785 SAPPHIRE LN	1	596.88
768-312-004	53761 SAPPHIRE LN	1	596.88
768-312-005	53747 SAPPHIRE LN	1	596.88
768-312-006	53721 SAPPHIRE LN	1	596.88
768-312-007	53693 SAPPHIRE LN	1	596.88
768-312-008	53671 SAPPHIRE LN	1	596.88
768-312-009	53670 SLATE DR	1	596.88
768-312-010	53692 SLATE DR	1	596.88
768-312-011	53720 SLATE DR	1	596.88
768-312-012	53748 SLATE DR	1	596.88
768-312-013	53760 SLATE DR	1	596.88
768-312-014	53784 SLATE DR	1	596.88
768-312-015	53808 SLATE DR	1	596.88
768-312-016	53820 SLATE DR	1	596.88
768-312-017	NO SITUS AVAILABLE	1	596.88
768-313-001	84471 INDIGO CT	1	596.88
768-313-002	84459 INDIGO CT	1	596.88
768-313-003	84445 INDIGO CT	1	596.88
768-313-004	84437 INDIGO CT	1	596.88
768-313-005	84417 INDIGO CT	1	596.88
768-313-006	84418 INDIGO CT	1	596.88
768-313-007	84438 INDIGO CT	1	596.88
768-313-008	84446 INDIGO CT	1	596.88
768-313-009	84460 INDIGO CT	1	596.88
768-313-010	84470 INDIGO CT	1	596.88
768-313-011	84471 N SIENNA CIR	1	596.88
768-313-012	84459 N SIENNA CIR	1	596.88
768-313-013	84445 N SIENNA CIR	1	596.88
768-313-014	84437 N SIENNA CIR	1	596.88
768-313-015	84417 N SIENNA CIR	1	596.88
768-313-016	53670 SAPPHIRE LN	1	596.88
768-313-017	53692 SAPPHIRE LN	1	596.88
768-313-018	53720 SAPPHIRE LN	1	596.88
768-313-019	53746 SAPPHIRE LN	1	596.88
768-313-020	53762 SAPPHIRE LN	1	596.88
768-313-021	53786 SAPPHIRE LN	1	596.88
768-313-022	53808 SAPPHIRE LN	1	596.88
768-314-001	53859 W SIENNA CIR	1	596.88
768-314-002	53841 W SIENNA CIR	1	596.88
768-314-003	53839 W SIENNA CIR	1	596.88
768-314-004	53821 W SIENNA CIR	1	596.88
768-314-005	53807 W SIENNA CIR	1	596.88
768-314-006	53785 W SIENNA CIR	1	596.88
768-314-007	53771 W SIENNA CIR	1	596.88
768-314-008	53757 W SIENNA CIR	1	596.88
768-314-009	53743 W SIENNA CIR	1	596.88
768-314-010	53729 W SIENNA CIR	1	596.88
768-314-011	53715 W SIENNA CIR	1	596.88
768-314-012	53701 W SIENNA CIR	1	596.88
768-314-013	53687 W SIENNA CIR	1	596.88
768-314-014	84318 N SIENNA CIR	1	596.88
768-314-015	84328 N SIENNA CIR	1	596.88
768-314-016	84338 N SIENNA CIR	1	596.88
768-320-001	53977 W SIENNA CIR	1	596.88
768-320-002	53973 W SIENNA CIR	1	596.88
768-320-003	53969 W SIENNA CIR	1	596.88
768-320-004	53967 W SIENNA CIR	1	596.88
768-320-005	53963 TOPAZ CT	1	596.88
768-320-006	53959 TOPAZ CT	1	596.88
768-320-007	53949 TOPAZ CT	1	596.88
768-320-008	53913 W SIENNA CIR	1	596.88
768-320-009	53873 W SIENNA CIR	1	596.88
768-320-010	53865 W SIENNA CIR	1	596.88
768-321-001	53943 SLATE DR	1	596.88
768-321-002	53933 SLATE DR	1	596.88

CITY OF COACHELLA
 COACHELLA SANITARY DISTRICT
 FISCAL YEAR 2022/2023 PRELIMINARY ROLL

ASSESSOR'S PARCEL NUMBER	SITUS ADDRESS	UNITS	CHARGE
768-321-003	53913 SLATE DR	1	596.88
768-321-004	53871 SLATE DR	1	596.88
768-321-005	53870 W SIENNA CIR	1	596.88
768-321-006	53914 W SIENNA CIR	1	596.88
768-321-007	53940 W SIENNA CIR	1	596.88
768-322-001	84358 SCARLET WAY	1	596.88
768-322-002	84374 SCARLET WAY	1	596.88
768-322-003	84386 SCARLET WAY	1	596.88
768-323-001	84410 SCARLET WAY	1	596.88
768-323-002	84422 SCARLET WAY	1	596.88
768-323-003	84434 SCARLET WAY	1	596.88
768-323-004	84444 SCARLET WAY	1	596.88
768-323-005	84458 SCARLET WAY	1	596.88
768-323-006	84470 SCARLET WAY	1	596.88
768-324-001	53828 E SIENNA CIR	1	596.88
768-325-001	53872 AMETHYST CT	1	596.88
768-325-002	53892 AMETHYST CT	1	596.88
768-325-003	53916 AMETHYST CT	1	596.88
768-325-004	53938 AMETHYST CT	1	596.88
768-325-005	53946 AMETHYST CT	1	596.88
768-325-006	53954 AMETHYST CT	1	596.88
768-325-007	53966 AMETHYST CT	1	596.88
768-325-008	53968 AMETHYST CT	1	596.88
768-325-009	53963 AMETHYST CT	1	596.88
768-325-010	53953 AMETHYST CT	1	596.88
768-325-011	53943 AMETHYST CT	1	596.88
768-325-012	53935 AMETHYST CT	1	596.88
768-325-013	53913 AMETHYST CT	1	596.88
768-325-014	53891 AMETHYST CT	1	596.88
768-325-015	53871 AMETHYST CT	1	596.88
768-325-016	84443 SCARLET WAY	1	596.88
768-325-017	53880 MAHOGANY CT	1	596.88
768-325-018	53916 MAHOGANY CT	1	596.88
768-325-019	53934 MAHOGANY CT	1	596.88
768-325-020	53946 MAHOGANY CT	1	596.88
768-325-021	53964 MAHOGANY CT	1	596.88
768-325-022	53968 MAHOGANY CT	1	596.88
768-325-023	53963 MAHOGANY CT	1	596.88
768-325-024	53953 MAHOGANY CT	1	596.88
768-325-025	53943 MAHOGANY CT	1	596.88
768-325-026	53933 MAHOGANY CT	1	596.88
768-325-027	84387 SCARLET WAY	1	596.88
768-325-028	84375 SCARLET WAY	1	596.88
768-325-029	84357 SCARLET WAY	1	596.88
768-340-002	84761 CALLE ROJO	1	596.88
768-340-003	84763 CALLE ROJO	1	596.88
768-340-004	84765 CALLE ROJO	1	596.88
768-340-011	52487 CALLE EMPALME	1	596.88
768-340-012	52465 CALLE EMPALME	1	596.88
768-340-013	52435 CALLE EMPALME	1	596.88
768-340-014	52407 CALLE EMPALME	1	596.88
768-340-015	52375 CALLE EMPALME	1	596.88
768-340-016	52355 CALLE EMPALME	1	596.88
768-340-017	52335 CALLE EMPALME	1	596.88
768-360-001	52821 CALLE DIEGO	1	596.88
768-360-002	52861 CALLE DIEGO	1	596.88
768-360-003	52875 CALLE DIEGO	1	596.88
768-361-001	52876 CALLE DIEGO	1	596.88
768-361-002	52856 CALLE DIEGO	1	596.88
768-361-003	52850 CALLE DIEGO	1	596.88
768-361-004	84561 CALLE GREGORIO	1	596.88
768-361-005	84567 CALLE GREGORIO	1	596.88
768-361-006	84571 CALLE GREGORIO	1	596.88
768-361-007	84577 CALLE GREGORIO	1	596.88
768-361-008	84583 CALLE GREGORIO	1	596.88
768-361-009	84589 CALLE GREGORIO	1	596.88
768-361-010	84595 CALLE GREGORIO	1	596.88
768-361-011	84599 CALLE GREGORIO	1	596.88
768-361-012	52865 CALLE LEANDRO	1	596.88
768-361-013	84580 CALLE BERNARDO	1	596.88
768-361-014	84571 CALLE BERNARDO	1	596.88
768-362-001	52862 CALLE LEANDRO	1	596.88
768-362-002	52852 CALLE LEANDRO	1	596.88
768-362-003	52838 CALLE LEANDRO	1	596.88
768-362-004	52826 CALLE LEANDRO	1	596.88
768-362-005	52822 CALLE LEANDRO	1	596.88
768-362-006	52810 CALLE LEANDRO	1	596.88
768-362-007	52798 CALLE LEANDRO	1	596.88
768-362-008	52788 CALLE LEANDRO	1	596.88
768-362-009	52776 CALLE LEANDRO	1	596.88
768-362-010	52770 CALLE LEANDRO	1	596.88
768-362-011	52769 CALLE LEANDRO	1	596.88
768-362-013	52783 CALLE LEANDRO	1	596.88
768-362-014	52793 CALLE LEANDRO	1	596.88
768-362-015	52805 CALLE LEANDRO	1	596.88

CITY OF COACHELLA
 COACHELLA SANITARY DISTRICT
 FISCAL YEAR 2022/2023 PRELIMINARY ROLL

ASSESSOR'S PARCEL NUMBER	SITUS ADDRESS	UNITS	CHARGE
768-362-016	52817 CALLE LEANDRO	1	596.88
768-362-017	84594 CALLE GREGORIO	1	596.88
768-362-018	84588 CALLE GREGORIO	1	596.88
768-362-019	84582 CALLE GREGORIO	1	596.88
768-362-020	84576 CALLE GREGORIO	1	596.88
768-362-021	84570 CALLE GREGORIO	1	596.88
768-362-022	84566 CALLE GREGORIO	1	596.88
768-362-023	84560 CALLE GREGORIO	1	596.88
768-362-024	84548 CALLE GREGORIO	1	596.88
768-362-025	84538 CALLE GREGORIO	1	596.88
768-362-026	84526 CALLE GREGORIO	1	596.88
768-362-027	84514 CALLE GREGORIO	1	596.88
768-362-029	52771 CALLE LEANDRO	1	596.88
768-370-001	52887 CALLE DIEGO	1	596.88
768-370-002	52899 CALLE DIEGO	1	596.88
768-370-003	52913 CALLE DIEGO	1	596.88
768-370-004	52923 CALLE DIEGO	1	596.88
768-370-005	52933 CALLE DIEGO	1	596.88
768-370-006	52945 CALLE DIEGO	1	596.88
768-370-008	84571 VIA SANTIAGO	1	596.88
768-370-010	84549 CALLE DIEGO	1	596.88
768-370-011	84561 CALLE DIEGO	1	596.88
768-370-012	84573 CALLE DIEGO	1	596.88
768-370-013	84579 CALLE DIEGO	1	596.88
768-370-014	84585 CALLE DIEGO	1	596.88
768-370-015	84591 CALLE DIEGO	1	596.88
768-370-016	84597 CALLE DIEGO	1	596.88
768-370-017	84601 CALLE DIEGO	1	596.88
768-370-018	84607 CALLE DIEGO	1	596.88
768-370-019	84613 CALLE DIEGO	1	596.88
768-370-020	84619 CALLE DIEGO	1	596.88
768-371-002	84635 CALLE DIEGO	1	596.88
768-371-003	84641 CALLE DIEGO	1	596.88
768-371-004	84647 CALLE DIEGO	1	596.88
768-371-005	84644 CALLE DIEGO	1	596.88
768-371-006	84638 CALLE DIEGO	1	596.88
768-371-007	84632 CALLE DIEGO	1	596.88
768-371-008	84626 CALLE DIEGO	1	596.88
768-371-009	52926 CALLE LEANDRO	1	596.88
768-371-010	84629 CALLE BERNARDO	1	596.88
768-371-011	84635 CALLE BERNARDO	1	596.88
768-371-012	84641 CALLE BERNARDO	1	596.88
768-371-013	84647 CALLE BERNARDO	1	596.88
768-371-014	84644 CALLE BERNARDO	1	596.88
768-371-015	84638 CALLE BERNARDO	1	596.88
768-371-016	84632 CALLE BERNARDO	1	596.88
768-371-017	84626 CALLE BERNARDO	1	596.88
768-371-018	52884 CALLE LEANDRO	1	596.88
768-371-019	52872 CALLE LEANDRO	1	596.88
768-372-001	84618 CALLE DIEGO	1	596.88
768-372-002	84612 CALLE DIEGO	1	596.88
768-372-003	84606 CALLE DIEGO	1	596.88
768-372-004	84600 CALLE DIEGO	1	596.88
768-372-005	84596 CALLE DIEGO	1	596.88
768-372-006	84590 CALLE DIEGO	1	596.88
768-372-007	84584 CALLE DIEGO	1	596.88
768-372-008	84574 CALLE DIEGO	1	596.88
768-372-009	84562 CALLE DIEGO	1	596.88
768-372-010	52936 CALLE DIEGO	1	596.88
768-372-011	52922 CALLE DIEGO	1	596.88
768-372-012	52900 CALLE DIEGO	1	596.88
768-372-013	52890 CALLE DIEGO	1	596.88
768-372-014	52888 CALLE DIEGO	1	596.88
768-372-015	52881 CALLE LEANDRO	1	596.88
768-372-016	84610 CALLE BERNARDO	1	596.88
768-372-017	84604 CALLE BERNARDO	1	596.88
768-372-018	84598 CALLE BERNARDO	1	596.88
768-372-019	84592 CALLE BERNARDO	1	596.88
768-372-020	84586 CALLE BERNARDO	1	596.88
768-372-021	84584 CALLE BERNARDO	1	596.88
768-372-022	84573 CALLE BERNARDO	1	596.88
768-372-023	84575 CALLE BERNARDO	1	596.88
768-372-024	84577 CALLE BERNARDO	1	596.88
768-372-025	84581 CALLE BERNARDO	1	596.88
768-372-026	84583 CALLE BERNARDO	1	596.88
768-372-027	84589 CALLE BERNARDO	1	596.88
768-372-028	84595 CALLE BERNARDO	1	596.88
768-372-029	84601 CALLE BERNARDO	1	596.88
768-372-030	84607 CALLE BERNARDO	1	596.88
768-372-031	84613 CALLE BERNARDO	1	596.88
768-372-032	84617 CALLE BERNARDO	1	596.88
768-380-001	52120 CALLE EMPALME	1	596.88
768-380-002	52138 CALLE EMPALME	1	596.88
768-380-003	52142 CALLE EMPALME	1	596.88
768-380-004	52174 CALLE EMPALME #C	1	596.88

CITY OF COACHELLA
 COACHELLA SANITARY DISTRICT
 FISCAL YEAR 2022/2023 PRELIMINARY ROLL

ASSESSOR'S PARCEL NUMBER	SITUS ADDRESS	UNITS	CHARGE
768-380-005	52192 CALLE EMPALME	1	596.88
768-380-007	52234 CALLE EMPALME	1	596.88
768-380-008	52260 CALLE EMPALME	1	596.88
768-380-010	52119 CALLE TECHA	1	596.88
768-380-012	52127 CALLE TECHA	1	596.88
768-380-016	52233 CALLE TECHA	1	596.88
768-380-017	52257 CALLE TECHA	1	596.88
768-380-018	52279 CALLE TECHA	1	596.88
768-381-001	84840 AVENUE 52	1	596.88
768-381-002	52138 CALLE TECHA	1	596.88
768-381-004	52174 CALLE TECHA	1	596.88
768-381-005	52192 CALLE TECHA ST	1	596.88
768-381-007	52242 CALLE TECHA	1	596.88
768-381-008	52258 CALLE TECHA	1	596.88
768-381-009	52280 CALLE TECHA	1	596.88
768-381-012	52171 CALLE AVILA	1	596.88
768-381-013	52173 CALLE AVILA	1	596.88
768-381-014	52191 CALLE AVILA	1	596.88
768-381-015	52211 CALLE AVILA	1	596.88
768-381-016	52233 CALLE AVILA	1	596.88
768-382-002	52148 CALLE AVILA	1	596.88
768-382-003	52156 CALLE AVILA	1	596.88
768-382-006	52212 CALLE AVILA	1	596.88
768-382-008	52258 CALLE AVILA	1	596.88
768-382-009	52280 CALLE AVILA	1	596.88
768-382-010	52119 CALLE CAMACHO	1	596.88
768-382-011	52137 CALLE CAMACHO	1	596.88
768-382-012	52155 CALLE CAMACHO	1	596.88
768-382-013	52173 CALLE CAMACHO	1	596.88
768-382-014	52191 CALLE CAMACHO	1	596.88
768-382-015	52211 CALLE CAMACHO	1	596.88
768-382-016	52233 CALLE CAMACHO	1	596.88
768-382-017	52257 CALLE CAMACHO	1	596.88
768-382-018	84848 CALLE ROJO	1	596.88
768-382-019	52279 CALLE CAMACHO	1	596.88
768-383-001	52120 CALLE CAMACHO	1	596.88
768-383-002	52138 CALLE CAMACHO	1	596.88
768-383-003	52156 CALLE CAMACHO	1	596.88
768-383-004	52174 CALLE CAMACHO	1	596.88
768-383-005	52194 CALLE CAMACHO	1	596.88
768-383-006	52212 CALLE CAMACHO	1	596.88
768-383-008	52256 CALLE CAMACHO	1	596.88
768-383-009	52280 CALLE CAMACHO #2	1	596.88
768-383-015	52257 CESAR CHAVEZ ST	1	596.88
768-390-001	52304 CALLE EMPALME	1	596.88
768-390-002	52336 CALLE EMPALME	1	596.88
768-390-003	52356 CALLE EMPALME	1	596.88
768-390-004	52372 CALLE EMPALME	1	596.88
768-390-006	52408 CALLE EMPALME	1	596.88
768-390-007	52422 CALLE EMPALME	1	596.88
768-390-008	52454 CALLE EMPALME	1	596.88
768-390-009	52484 CALLE EMPALME	1	596.88
768-390-010	52488 CALLE EMPALME	2	1,193.76
768-390-011	52315 CALLE TECHA	1	596.88
768-390-012	52335 CALLE TECHA	1	596.88
768-390-013	52355 CALLE TECHA	1	596.88
768-390-015	52389 CALLE TECHA	1	596.88
768-390-016	52407 CALLE TECHA	1	596.88
768-390-017	52429 CALLE TECHA	1	596.88
768-390-018	52447 CALLE TECHA	1	596.88
768-390-019	52465 CALLE TECHA	1	596.88
768-391-001	84840 CALLE ROJO	1	596.88
768-391-002	52336 CALLE TECHA	1	596.88
768-391-004	52372 CALLE TECHA	1	596.88
768-391-005	52388 CALLE TECHA	1	596.88
768-391-006	52408 CALLE TECHA	1	596.88
768-391-007	52436 CALLE TECHA	1	596.88
768-391-008	52446 CALLE TECHA	1	596.88
768-391-009	52454 CALLE TECHA	1	596.88
768-391-010	84840 CALLE VERDE	1	596.88
768-391-012	52335 CALLE AVILA	1	596.88
768-391-013	52355 CALLE AVILA	1	596.88
768-391-015	52391 CALLE AVILA	1	596.88
768-391-016	52407 CALLE AVILA	1	596.88
768-391-017	52427 CALLE AVILA	1	596.88
768-391-018	52443 CALLE AVILA	1	596.88
768-391-020	52487 CALLE AVILA	1	596.88
768-392-001	52316 CALLE AVILA	1	596.88
768-392-002	52336 CALLE AVILA	1	596.88
768-392-003	52356 CALLE AVILA	1	596.88
768-392-004	52372 CALLE AVILA	1	596.88
768-392-006	52408 CALLE AVILA	1	596.88
768-392-007	52426 CALLE AVILA	1	596.88
768-392-008	52448 CALLE AVILA	1	596.88
768-392-009	52466 CALLE AVILA	1	596.88

CITY OF COACHELLA
 COACHELLA SANITARY DISTRICT
 FISCAL YEAR 2022/2023 PRELIMINARY ROLL

ASSESSOR'S PARCEL NUMBER	SITUS ADDRESS	UNITS	CHARGE
768-392-010	52488 CALLE AVILA	1	596.88
768-392-011	52317 CALLE CAMACHO	1	596.88
768-392-012	52335 CALLE CAMACHO	1	596.88
768-392-013	52349 CALLE CAMACHO	1	596.88
768-392-014	52361 CALLE CAMACHO	1	596.88
768-392-015	52355 CALLE CAMACHO	1	596.88
768-392-016	52409 CALLE CAMACHO	1	596.88
768-392-017	52391 CALLE CAMACHO	1	596.88
768-392-018	52447 CALLE CAMACHO	1	596.88
768-392-020	84935 CALLE VERDE	1	596.88
768-393-001	52316 CALLE CAMACHO	1	596.88
768-393-002	52336 CALLE CAMACHO	1	596.88
768-393-003	52366 CALLE CAMACHO	1	596.88
768-393-005	52378 CALLE CAMACHO	1	596.88
768-393-006	52408 CALLE CAMACHO	1	596.88
768-393-009	84955 CALLE VERDE	1	596.88
768-393-011	52335 CESAR CHAVEZ ST	1	596.88
768-400-002	84821 CALLE ZAMORA	1	596.88
768-401-001	84853 CALLE LYA	1	596.88
768-401-002	84859 CALLE LYA	1	596.88
768-401-003	84863 CALLE LYA	1	596.88
768-401-004	84869 CALLE LYA	1	596.88
768-401-005	84873 CALLE LYA	1	596.88
768-401-006	84877 CALLE LYA	1	596.88
768-401-007	84881 CALLE LYA	1	596.88
768-401-008	84884 CALLE LYA	1	596.88
768-401-009	84878 CALLE LYA	1	596.88
768-401-010	84872 CALLE LYA	1	596.88
768-401-011	84862 CALLE LYA	1	596.88
768-401-012	84856 CALLE LYA	1	596.88
768-401-013	84850 CALLE LYA	1	596.88
768-401-014	84844 CALLE LYA	1	596.88
768-401-015	84843 CALLE ROBERTO	1	596.88
768-401-016	84845 CALLE ROBERTO	1	596.88
768-401-017	84851 CALLE ROBERTO	1	596.88
768-401-018	84857 CALLE ROBERTO	1	596.88
768-401-019	84863 CALLE ROBERTO	1	596.88
768-401-020	84869 CALLE ROBERTO	1	596.88
768-401-021	84872 CALLE ROBERTO	1	596.88
768-401-022	84866 CALLE ROBERTO	1	596.88
768-401-023	84860 CALLE ROBERTO	1	596.88
768-401-024	84854 CALLE ROBERTO	1	596.88
768-401-025	84848 CALLE ROBERTO	1	596.88
768-401-026	84842 CALLE ROBERTO	1	596.88
768-401-027	84841 CALLE VERDE	1	596.88
768-401-028	84847 CALLE VERDE	1	596.88
768-401-029	84853 CALLE VERDE	1	596.88
768-401-030	84859 CALLE VERDE	1	596.88
768-401-031	84865 CALLE VERDE	1	596.88
768-401-032	84871 CALLE VERDE	1	596.88
768-401-033	84923 CALLE VERDE	1	596.88
768-401-034	84937 CALLE VERDE	1	596.88
768-401-035	52539 CALLE CAMACHO	1	596.88
768-401-036	52565 CALLE CAMACHO	1	596.88
768-401-037	52591 CALLE CAMACHO	1	596.88
768-401-038	52643 CALLE CAMACHO	1	596.88
768-401-039	52669 CALLE CAMACHO	1	596.88
768-401-040	52695 CALLE CAMACHO	1	596.88
768-401-041	52721 CALLE CAMACHO	1	596.88
768-402-001	52720 CALLE CAMACHO	1	596.88
768-402-002	52694 CALLE CAMACHO	1	596.88
768-402-003	52668 CALLE CAMACHO	1	596.88
768-402-004	52642 CALLE CAMACHO	1	596.88
768-402-005	52616 CALLE CAMACHO	1	596.88
768-402-006	52590 CALLE CAMACHO	1	596.88
768-402-007	52564 CALLE CAMACHO	1	596.88
768-402-008	52538 CALLE CAMACHO	1	596.88
768-402-009	84957 CALLE VERDE	1	596.88
768-402-010	84969 CALLE VERDE	1	596.88
768-410-002	52736 CALLE EMPALME	1	596.88
768-410-003	52754 CALLE EMPALME	1	596.88
768-410-004	52750 CALLE EMPALME	1	596.88
768-410-005	52794 CALLE EMPALME	1	596.88
768-410-009	52864 CALLE EMPALME	1	596.88
768-410-011	52717 CALLE TECHA	1	596.88
768-410-012	52735 CALLE TECHA	1	596.88
768-410-013	52755 CALLE TECHA	1	596.88
768-410-014	52767 CALLE TECHA	1	596.88
768-410-015	52775 CALLE TECHA	1	596.88
768-410-016	52811 CALLE TECHA	1	596.88
768-410-017	52829 CALLE TECHA	1	596.88
768-410-018	52845 CALLE TECHA	1	596.88
768-410-019	52867 CALLE TECHA	1	596.88
768-411-002	52736 CALLE TECHA	1	596.88
768-411-003	52756 CALLE TECHA	1	596.88

CITY OF COACHELLA
 COACHELLA SANITARY DISTRICT
 FISCAL YEAR 2022/2023 PRELIMINARY ROLL

ASSESSOR'S PARCEL NUMBER	SITUS ADDRESS	UNITS	CHARGE
768-411-004	52772 CALLE TECHA	1	596.88
768-411-006	52810 CALLE TECHA	1	596.88
768-411-007	52826 CALLE TECHA	1	596.88
768-411-008	52860 CALLE TECHA	1	596.88
768-411-010	52882 CALLE TECHA	1	596.88
768-411-011	52717 CALLE AVILA	1	596.88
768-411-012	52737 CALLE AVILA	1	596.88
768-411-013	52755 CALLE AVILA	1	596.88
768-411-014	52773 CALLE AVILA	1	596.88
768-411-015	52791 CALLE AVILA	1	596.88
768-411-016	52801 CALLE AVILA	1	596.88
768-411-017	52829 CALLE AVILA	1	596.88
768-411-018	52845 CALLE AVILA	1	596.88
768-412-001	52718 CALLE AVILA	1	596.88
768-412-002	52736 CALLE AVILA	1	596.88
768-412-003	52754 CALLE AVILA	1	596.88
768-412-004	52772 CALLE AVILA	1	596.88
768-412-005	52790 CALLE AVILA	1	596.88
768-412-006	52810 CALLE AVILA	1	596.88
768-412-007	52828 CALLE AVILA	1	596.88
768-412-008	52842 CALLE AVILA	1	596.88
768-412-009	52864 CALLE AVILA	1	596.88
768-412-010	52878 CALLE AVILA	1	596.88
768-412-011	52717 CALLE CAMACHO	1	596.88
768-412-012	52737 CALLE CAMACHO	1	596.88
768-412-013	52753 CALLE CAMACHO	1	596.88
768-412-014	52773 CALLE CAMACHO	1	596.88
768-412-015	52785 CALLE CAMACHO	1	596.88
768-412-016	52809 CALLE CAMACHO	1	596.88
768-412-017	52811 CALLE CAMACHO	1	596.88
768-412-018	52829 CALLE CAMACHO	1	596.88
768-412-020	84789 AVENUE 53	1	596.88
768-413-003	52754 CALLE CAMACHO	1	596.88
768-413-006	52810 CALLE CAMACHO	1	596.88
768-413-007	52830 CALLE CAMACHO	1	596.88
768-413-008	52878 CALLE CAMACHO	1	596.88
768-413-009	52864 CALLE CAMACHO	1	596.88
768-413-016	52829 CESAR CHAVEZ ST	1	596.88
768-413-017	52845 CESAR CHAVEZ ST	1	596.88
768-420-001	53002 CALLE EMPALME	1	596.88
768-420-002	53006 CALLE EMPALME	1	596.88
768-420-003	53010 CALLE EMPALME	1	596.88
768-420-004	53014 CALLE EMPALME	1	596.88
768-420-005	53018 CALLE EMPALME	1	596.88
768-420-006	53022 CALLE EMPALME	1	596.88
768-420-007	53026 CALLE EMPALME	1	596.88
768-420-008	53030 CALLE EMPALME	1	596.88
768-420-009	53034 CALLE EMPALME	1	596.88
768-420-010	53038 CALLE EMPALME	1	596.88
768-420-011	84736 CALLE PINO	1	596.88
768-420-012	84732 CALLE PINO	1	596.88
768-420-013	84728 CALLE PINO	1	596.88
768-420-014	84724 CALLE PINO	1	596.88
768-420-015	84720 CALLE PINO	1	596.88
768-420-016	84716 CALLE PINO	1	596.88
768-420-017	84712 CALLE PINO	1	596.88
768-420-018	84708 CALLE PINO	1	596.88
768-420-019	53003 CALLE OLIVO	1	596.88
768-420-020	53007 CALLE OLIVO	1	596.88
768-420-021	53011 CALLE OLIVO	1	596.88
768-420-022	53015 CALLE OLIVO	1	596.88
768-420-023	53019 CALLE OLIVO	1	596.88
768-420-024	53023 CALLE OLIVO	1	596.88
768-420-025	53027 CALLE OLIVO	1	596.88
768-420-026	53031 CALLE OLIVO	1	596.88
768-420-027	84705 CALLE NOGAL	1	596.88
768-420-028	84709 CALLE NOGAL	1	596.88
768-420-029	84713 CALLE NOGAL	1	596.88
768-420-030	84717 CALLE NOGAL	1	596.88
768-420-031	84721 CALLE NOGAL	1	596.88
768-420-032	84725 CALLE NOGAL	1	596.88
768-420-033	84729 CALLE NOGAL	1	596.88
768-420-034	84733 CALLE NOGAL	1	596.88
768-421-001	53003 CALLE CAMACHO	1	596.88
768-421-002	53049 CALLE CAMACHO	1	596.88
768-421-003	53063 CALLE CAMACHO	1	596.88
768-421-004	53097 CALLE CAMACHO	1	596.88
768-421-008	53185 CALLE CAMACHO	1	596.88
768-421-010	53225 CALLE CAMACHO	1	596.88
768-421-011	53245 CALLE CAMACHO	1	596.88
768-421-012	53246 CALLE AVILA	1	596.88
768-421-013	53184 CALLE AVILA	1	596.88
768-421-014	53174 CALLE AVILA	1	596.88
768-421-015	53170 CALLE AVILA #1	1	596.88
768-421-016	53142 CALLE AVILA	1	596.88

CITY OF COACHELLA
 COACHELLA SANITARY DISTRICT
 FISCAL YEAR 2022/2023 PRELIMINARY ROLL

ASSESSOR'S PARCEL NUMBER	SITUS ADDRESS	UNITS	CHARGE
768-421-018	53124 CALLE AVILA	1	596.88
768-421-019	53100 CALLE AVILA	1	596.88
768-421-020	53078 CALLE AVILA	1	596.88
768-421-021	53060 CALLE AVILA	1	596.88
768-422-001	53024 CALLE CAMACHO	1	596.88
768-422-002	53046 CALLE CAMACHO	1	596.88
768-422-003	53064 CALLE CAMACHO	1	596.88
768-422-004	53016 CALLE CAMACHO	1	596.88
768-422-006	53104 CALLE CAMACHO	1	596.88
768-422-007	53144 CALLE CAMACHO	1	596.88
768-422-008	53168 CALLE CAMACHO	1	596.88
768-422-009	53186 CALLE CAMACHO	1	596.88
768-422-011	53218 CALLE CAMACHO	1	596.88
768-422-012	53246 CALLE CAMACHO	1	596.88
768-422-018	53147 CESAR CHAVEZ ST	1	596.88
768-422-019	53093 CESAR CHAVEZ ST	1	596.88
768-422-021	53097 CESAR CHAVEZ ST	1	596.88
768-422-022	53121 CESAR CHAVEZ ST	1	596.88
768-423-001	53023 CALLE AVILA	1	596.88
768-423-002	53019 CALLE AVILA	1	596.88
768-423-003	53015 CALLE AVILA	1	596.88
768-423-004	53011 CALLE AVILA	1	596.88
768-423-005	84729 CALLE PINO	1	596.88
768-423-006	84725 CALLE PINO	1	596.88
768-423-007	84721 CALLE PINO	1	596.88
768-423-008	84717 CALLE PINO	1	596.88
768-423-009	84713 CALLE PINO	1	596.88
768-423-010	84710 CALLE NOGAL	1	596.88
768-423-011	84714 CALLE NOGAL	1	596.88
768-423-012	84718 CALLE NOGAL	1	596.88
768-423-013	84722 CALLE NOGAL	1	596.88
768-423-014	84726 CALLE NOGAL	1	596.88
768-440-001	53600 FREDERICK ST	1	596.88
768-460-001	84184 BELLISSIMA AVE	1	596.88
768-460-002	84172 BELLISSIMA AVE	1	596.88
768-460-003	84160 BELLISSIMA AVE	1	596.88
768-460-004	84148 BELLISSIMA AVE	1	596.88
768-460-005	84136 BELLISSIMA AVE	1	596.88
768-460-006	84126 BELLISSIMA AVE	1	596.88
768-460-007	84114 BELLISSIMA AVE	1	596.88
768-460-008	84102 BELLISSIMA AVE	1	596.88
768-460-009	84090 BELLISSIMA AVE	1	596.88
768-460-010	84080 BELLISSIMA AVE	1	596.88
768-460-011	85068 BELLISSIMA AVE	1	596.88
768-460-012	84056 BELLISSIMA AVE	1	596.88
768-461-002	84033 BELLISSIMA AVE	1	596.88
768-461-003	84045 BELLISSIMA AVE	1	596.88
768-461-004	84055 BELLISSIMA AVE	1	596.88
768-461-005	84067 BELLISSIMA AVE	1	596.88
768-461-006	84079 BELLISSIMA AVE	1	596.88
768-461-007	84091 BELLISSIMA AVE	1	596.88
768-461-008	84101 BELLISSIMA AVE	1	596.88
768-461-009	84113 BELLISSIMA AVE	1	596.88
768-461-010	84125 BELLISSIMA AVE	1	596.88
768-461-011	84137 BELLISSIMA AVE	1	596.88
768-461-012	84149 BELLISSIMA AVE	1	596.88
768-461-013	84148 BELLA ROMA LN	1	596.88
768-461-014	84136 BELLA ROMA LN	1	596.88
768-461-015	84126 BELLA ROMA LN	1	596.88
768-461-016	84112 BELLA ROMA LN	1	596.88
768-461-017	84100 BELLA ROMA LN	1	596.88
768-461-018	84090 BELLA ROMA LN	1	596.88
768-461-019	84080 BELLA ROMA LN	1	596.88
768-461-020	84068 BELLA ROMA LN	1	596.88
768-461-021	84044 BELLA ROMA LN	1	596.88
768-461-022	84033 BELLA ROMA LN	1	596.88
768-461-023	84045 BELLA ROMA LN	1	596.88
768-461-024	84067 BELLA ROMA LN	1	596.88
768-461-025	84079 BELLA ROMA LN	1	596.88
768-461-026	84091 BELLA ROMA LN	1	596.88
768-461-027	84101 BELLA ROMA LN	1	596.88
768-461-028	84113 BELLA ROMA LN	1	596.88
768-461-029	84127 BELLA ROMA LN	1	596.88
768-461-030	84137 BELLA ROMA LN	1	596.88
768-461-031	84149 BELLA ROMA LN	1	596.88
768-461-032	84159 BELLA ROMA LN	1	596.88
768-461-033	53430 BELLA ROMA LN	1	596.88
768-461-034	53408 BELLA ROMA LN	1	596.88
768-461-035	53384 BELLA ROMA LN	1	596.88
768-461-036	53362 BELLA ROMA LN	1	596.88
768-470-001	84110 LA JOLLA AVE	1	596.88
768-470-002	84098 LA JOLLA AVE	1	596.88
768-470-003	84084 LA JOLLA AVE	1	596.88
768-470-004	84074 LA JOLLA AVE	1	596.88
768-470-005	84073 LA JOLLA AVE	1	596.88

CITY OF COACHELLA
 COACHELLA SANITARY DISTRICT
 FISCAL YEAR 2022/2023 PRELIMINARY ROLL

ASSESSOR'S PARCEL NUMBER	SITUS ADDRESS	UNITS	CHARGE
768-470-006	84083 LA JOLLA AVE	1	596.88
768-470-007	84097 LA JOLLA AVE	1	596.88
768-470-008	84109 LA JOLLA AVE	1	596.88
768-470-009	84121 LA JOLLA AVE	1	596.88
768-470-010	84133 LA JOLLA AVE	1	596.88
768-470-011	84145 LA JOLLA AVE	1	596.88
768-470-012	84146 HUNTINGTON AVE	1	596.88
768-470-013	84134 HUNTINGTON AVE	1	596.88
768-470-014	84122 HUNTINGTON AVE	1	596.88
768-470-015	84110 HUNTINGTON AVE	1	596.88
768-470-016	84098 HUNTINGTON AVE	1	596.88
768-470-017	84086 HUNTINGTON AVE	1	596.88
768-470-018	84074 HUNTINGTON AVE	1	596.88
768-470-019	84062 HUNTINGTON AVE	1	596.88
768-470-020	51134 VENICE LN	1	596.88
768-470-021	51114 VENICE LN	1	596.88
768-470-022	51090 VENICE LN	1	596.88
768-470-023	51068 VENICE LN	1	596.88
768-470-024	51046 VENICE LN	1	596.88
768-470-025	51045 VENICE LN	1	596.88
768-470-026	51067 VENICE LN	1	596.88
768-470-027	51089 VENICE LN	1	596.88
768-470-028	51113 VENICE LN	1	596.88
768-470-029	51135 VENICE CT	1	596.88
768-470-030	51157 VENICE LN	1	596.88
768-470-031	84029 HUNTINGTON AVE	1	596.88
768-470-032	84039 HUNTINGTON AVE	1	596.88
768-470-033	84051 HUNTINGTON AVE	1	596.88
768-470-034	84061 HUNTINGTON AVE	1	596.88
768-470-035	84073 HUNTINGTON AVE	1	596.88
768-470-036	84085 HUNTINGTON AVE	1	596.88
768-470-037	84097 HUNTINGTON AVE	1	596.88
768-470-038	84098 MANHATTAN AVE	1	596.88
768-470-039	84086 MANHATTAN AVE	1	596.88
768-470-040	84074 MANHATTAN AVE	1	596.88
768-470-041	84062 MANHATTAN AVE	1	596.88
768-470-042	84052 MANHATTAN AVE	1	596.88
768-470-043	84040 MANHATTAN AVE	1	596.88
768-470-044	84030 MANHATTAN AVE	1	596.88
768-470-045	84018 MANHATTAN AVE	1	596.88
768-471-001	84017 MANHATTAN AVE	1	596.88
768-471-002	84029 MANHATTAN AVE	1	596.88
768-471-003	84039 MANHATTAN AVE	1	596.88
768-471-004	84051 MANHATTAN AVE	1	596.88
768-471-005	84061 MANHATTAN AVE	1	596.88
768-471-006	84073 MANHATTAN AVE	1	596.88
768-471-007	84085 MANHATTAN AVE	1	596.88
768-471-008	84097 MANHATTAN AVE	1	596.88
768-471-009	84098 CAPITOLA AVE	1	596.88
768-471-010	84086 CAPITOLA AVE	1	596.88
768-471-011	84074 CAPITOLA AVE	1	596.88
768-471-012	84062 CAPITOLA AVE	1	596.88
768-471-013	84052 CAPITOLA AVE	1	596.88
768-471-014	84040 CAPITOLA AVE	1	596.88
768-471-015	84032 CAPITOLA AVE	1	596.88
768-471-016	84039 CAPITOLA AVE	1	596.88
768-471-017	84051 CAPITOLA AVE	1	596.88
768-471-018	84061 CAPITOLA AVE	1	596.88
768-471-019	84073 CAPITOLA AVE	1	596.88
768-471-020	84085 CAPITOLA AVE	1	596.88
768-471-021	84097 CAPITOLA AVE	1	596.88
768-471-022	84107 CAPITOLA AVE	1	596.88
768-471-023	84119 CAPITOLA AVE	1	596.88
768-471-024	84131 CAPITOLA AVE	1	596.88
768-471-025	84143 CAPITOLA AVE	1	596.88
768-471-026	84155 CAPITOLA AVE	1	596.88
768-471-027	84154 LAGUNA LN	1	596.88
768-471-028	84144 LAGUNA LN	1	596.88
768-471-029	84132 LAGUNA LN	1	596.88
768-471-030	84120 LAGUNA LN	1	596.88
768-471-031	84108 LAGUNA LN	1	596.88
768-471-032	84098 LAGUNA LN	1	596.88
768-471-033	84086 LAGUNA LN	1	596.88
768-471-034	84074 LAGUNA LN	1	596.88
768-471-035	84062 LAGUNA LN	1	596.88
768-471-036	84052 LAGUNA LN	1	596.88
768-471-037	84040 LAGUNA LN	1	596.88
768-471-038	84032 LAGUNA LN	1	596.88
768-471-039	84037 LAGUNA LN	1	596.88
768-471-040	84039 LAGUNA LN	1	596.88
768-471-041	84059 LAGUNA LN	1	596.88
768-471-042	84071 LAGUNA LN	1	596.88
768-471-043	84083 LAGUNA LN	1	596.88
768-471-044	84093 LAGUNA LN	1	596.88
768-471-045	84103 LAGUNA LN	1	596.88

CITY OF COACHELLA
 COACHELLA SANITARY DISTRICT
 FISCAL YEAR 2022/2023 PRELIMINARY ROLL

ASSESSOR'S PARCEL NUMBER	SITUS ADDRESS	UNITS	CHARGE
768-471-046	84117 LAGUNA LN	1	596.88
768-480-001	84167 LA JOLLA AVE	1	596.88
768-480-002	84179 LA JOLLA AVE	1	596.88
768-480-003	84191 LA JOLLA AVE	1	596.88
768-480-004	84201 LA JOLLA AVE	1	596.88
768-480-005	84213 LA JOLLA AVE	1	596.88
768-480-006	84225 LA JOLLA AVE	1	596.88
768-480-007	84243 LA JOLLA AVE	1	596.88
768-480-008	84253 LA JOLLA AVE	1	596.88
768-480-009	84263 LA JOLLA AVE	1	596.88
768-480-010	51123 NEWPORT ST	1	596.88
768-480-011	51145 NEWPORT ST	1	596.88
768-480-012	51169 NEWPORT ST	1	596.88
768-480-013	51191 NEWPORT ST	1	596.88
768-480-014	51215 NEWPORT ST	1	596.88
768-480-015	51237 NEWPORT ST	1	596.88
768-480-016	51261 NEWPORT ST	1	596.88
768-480-017	51283 NEWPORT ST	1	596.88
768-480-018	51305 NEWPORT ST	1	596.88
768-480-019	51327 NEWPORT ST	1	596.88
768-480-020	51328 VENEDITA BLVD	1	596.88
768-480-021	51306 VENEDITA BLVD	1	596.88
768-480-022	51284 VENEDITA BLVD	1	596.88
768-480-023	51262 VENEDITA BLVD	1	596.88
768-480-024	51238 VENEDITA BLVD	1	596.88
768-480-025	51216 VENEDITA BLVD	1	596.88
768-480-026	51192 VENEDITA BLVD	1	596.88
768-480-027	51170 VENEDITA BLVD	1	596.88
768-480-028	51146 VENEDITA BLVD	1	596.88
768-480-029	84220 HUNTINGTON AVE	1	596.88
768-480-030	84210 HUNTINGTON AVE	1	596.88
768-480-031	84198 HUNTINGTON AVE	1	596.88
768-480-032	84186 HUNTINGTON AVE	1	596.88
768-480-033	84174 HUNTINGTON AVE	1	596.88
768-481-001	84202 LA JOLLA AVE	1	596.88
768-481-002	84192 LA JOLLA AVE	1	596.88
768-481-003	84180 LA JOLLA AVE	1	596.88
768-481-004	84168 LA JOLLA AVE	1	596.88
768-481-005	84156 LA JOLLA AVE	1	596.88
768-481-006	84146 LA JOLLA AVE	1	596.88
768-481-007	84134 LA JOLLA AVE	1	596.88
768-481-008	84122 LA JOLLA AVE	1	596.88
768-482-001	84129 LAGUNA LN	1	596.88
768-482-002	84139 LAGUNA LN	1	596.88
768-482-003	84151 LAGUNA LN	1	596.88
768-482-004	84161 LAGUNA LN	1	596.88
768-482-005	84173 LAGUNA LN	1	596.88
768-482-006	51434 LAGUNA LN	1	596.88
768-482-007	51416 LAGUNA LN	1	596.88
768-482-008	51394 LAGUNA LN	1	596.88
768-482-009	51372 LAGUNA LN	1	596.88
768-482-010	84199 CAPITOLA AVE	1	596.88
768-482-011	84211 CAPITOLA AVE	1	596.88
768-482-012	84221 CAPITOLA AVE	1	596.88
768-482-013	84233 CAPITOLA AVE	1	596.88
768-482-014	84245 CAPITOLA AVE	1	596.88
768-482-015	84257 CAPITOLA AVE	1	596.88
768-482-016	84267 CAPITOLA AVE	1	596.88
768-482-017	84268 MIRAMAR CT	1	596.88
768-482-018	84256 MIRAMAR CT	1	596.88
768-482-019	84246 MIRAMAR CT	1	596.88
768-482-020	84234 MIRAMAR CT	1	596.88
768-482-021	84222 MIRAMAR CT	1	596.88
768-482-022	84210 MIRAMAR CT	1	596.88
768-482-023	84211 MIRAMAR CT	1	596.88
768-482-024	84223 MIRAMAR CT	1	596.88
768-482-025	84235 MIRAMAR CT	1	596.88
768-482-026	84245 MIRAMAR CT	1	596.88
768-482-027	84257 MIRAMAR CT	1	596.88
768-483-001	84174 CAPITOLA AVE	1	596.88
768-483-002	84162 CAPITOLA AVE	1	596.88
768-483-003	84150 CAPITOLA AVE	1	596.88
768-483-004	84140 CAPITOLA AVE	1	596.88
768-483-005	84128 CAPITOLA AVE	1	596.88
768-483-006	51298 MONARCH RD	1	596.88
768-483-007	51274 MONARCH RD	1	596.88
768-483-008	51252 MONARCH RD	1	596.88
768-483-009	51228 MONARCH RD	1	596.88
768-483-010	84121 HUNTINGTON AVE	1	596.88
768-483-011	84133 HUNTINGTON AVE	1	596.88
768-483-012	84145 HUNTINGTON AVE	1	596.88
768-483-013	84155 HUNTINGTON AVE	1	596.88
768-483-014	84173 HUNTINGTON AVE	1	596.88
768-483-015	84185 HUNTINGTON AVE	1	596.88
768-483-016	84197 HUNTINGTON AVE	1	596.88

CITY OF COACHELLA
 COACHELLA SANITARY DISTRICT
 FISCAL YEAR 2022/2023 PRELIMINARY ROLL

ASSESSOR'S PARCEL NUMBER	SITUS ADDRESS	UNITS	CHARGE
768-483-017	84209 HUNTINGTON AVE	1	596.88
768-483-018	84219 HUNTINGTON AVE	1	596.88
768-483-019	84220 PISMO CT	1	596.88
768-483-020	84210 PISMO CT	1	596.88
768-483-021	84198 PISMO CT	1	596.88
768-483-022	84186 PISMO CT	1	596.88
768-483-023	84170 PISMO CT	1	596.88
768-483-024	84164 PISMO CT	1	596.88
768-483-025	84163 PISMO CT	1	596.88
768-483-026	84171 PISMO CT	1	596.88
768-483-027	84185 PISMO CT	1	596.88
768-483-028	84197 PISMO CT	1	596.88
768-483-029	84209 PISMO CT	1	596.88
768-483-030	84219 PISMO CT	1	596.88
768-483-031	84220 CAPITOLA AVE	1	596.88
768-483-032	84210 CAPITOLA AVE	1	596.88
768-483-033	84198 CAPITOLA AVE	1	596.88
768-483-034	84186 CAPITOLA AVE	1	596.88
768-490-001	51294 OCEANO RD	1	596.88
768-490-002	51274 OCEANO RD	1	596.88
768-490-003	51250 OCEANO RD	1	596.88
768-490-004	51228 OCEANO RD	1	596.88
768-490-005	51204 OCEANO RD	1	596.88
768-490-006	51182 OCEANO RD	1	596.88
768-490-007	51160 OCEANO RD	1	596.88
768-490-008	51136 OCEANO RD	1	596.88
768-490-009	51114 OCEANO RD	1	596.88
768-490-010	51092 OCEANO RD	1	596.88
768-490-011	51068 OCEANO RD	1	596.88
768-490-012	51046 OCEANO RD	1	596.88
768-490-013	51047 OCEANO RD	1	596.88
768-490-014	51069 OCEANO RD	1	596.88
768-490-015	51091 OCEANO RD	1	596.88
768-490-016	84332 CATALINA AVE	1	596.88
768-490-017	84320 CATALINA AVE	1	596.88
768-490-019	84310 CATALINA AVE	1	596.88
768-490-020	84298 CATALINA AVE	1	596.88
768-490-021	84286 CATALINA AVE	1	596.88
768-490-022	84285 LA JOLLA AVE	1	596.88
768-490-023	84297 LA JOLLA AVE	1	596.88
768-490-024	84309 LA JOLLA AVE	1	596.88
768-490-025	84310 LA JOLLA AVE	1	596.88
768-490-026	84298 LA JOLLA AVE	1	596.88
768-490-027	84286 LA JOLLA AVE	1	596.88
768-490-028	84274 LA JOLLA AVE	1	596.88
768-490-029	84262 LA JOLLA AVE	1	596.88
768-490-030	84252 LA JOLLA AVE	1	596.88
768-490-031	84240 LA JOLLA AVE	1	596.88
768-490-032	84267 MIRAMAR CT	1	596.88
768-490-033	84273 MIRAMAR CT	1	596.88
768-490-034	51448 NEWPORT ST	1	596.88
768-490-035	51434 NEWPORT ST	1	596.88
768-490-036	51416 NEWPORT ST	1	596.88
768-490-037	51394 NEWPORT ST	1	596.88
768-490-038	51372 NEWPORT ST	1	596.88
768-491-001	84320 CAPITOLA AVE	1	596.88
768-491-002	84332 CAPITOLA AVE	1	596.88
768-491-003	84331 MALIBU AVE	1	596.88
768-491-004	84321 MALIBU AVE	1	596.88
768-491-005	84286 CAPITOLA AVE	1	596.88
768-491-006	84298 CAPITOLA AVE	1	596.88
768-491-007	84310 CAPITOLA AVE	1	596.88
768-491-008	84309 MALIBU AVE	1	596.88
768-491-009	84297 MALIBU AVE	1	596.88
768-491-010	84285 MALIBU AVE	1	596.88
768-492-001	84320 MALIBU AVE	1	596.88
768-492-002	84332 MALIBU AVE	1	596.88
768-492-003	84331 CATALINA AVE	1	596.88
768-492-004	84321 CATALINA AVE	1	596.88
768-492-005	84286 MALIBU AVE	1	596.88
768-492-006	84298 MALIBU AVE	1	596.88
768-492-007	84310 MALIBU AVE	1	596.88
768-492-008	84309 CATALINA AVE	1	596.88
768-492-009	84297 CATALINA AVE	1	596.88
768-492-010	84285 CATALINA AVE	1	596.88
768-500-001	84447 CALLE LARRIVA	1	596.88
768-500-002	84443 CALLE LARRIVA	1	596.88
768-500-003	84437 CALLE LARRIVA	1	596.88
768-500-004	84431 CALLE LARRIVA	1	596.88
768-500-005	84425 CALLE LARRIVA	1	596.88
768-500-006	84415 CALLE LARRIVA	1	596.88
768-500-007	50993 CALLE CARRASCO	1	596.88
768-500-008	50947 CALLE CARRASCO	1	596.88
768-500-009	50905 CALLE CARRASCO	1	596.88
768-500-010	50873 CALLE CARRASCO	1	596.88

CITY OF COACHELLA
 COACHELLA SANITARY DISTRICT
 FISCAL YEAR 2022/2023 PRELIMINARY ROLL

ASSESSOR'S PARCEL NUMBER	SITUS ADDRESS	UNITS	CHARGE
768-500-011	50845 CALLE CARRASCO	1	596.88
768-500-012	50803 CALLE CARRASCO	1	596.88
768-500-013	50771 CALLE CARRASCO	1	596.88
768-500-014	50731 CALLE CARRASCO	1	596.88
768-500-015	50695 CALLE CARRASCO	1	596.88
768-500-016	50657 CALLE CARRASCO	1	596.88
768-500-017	50611 CALLE CARRASCO	1	596.88
768-500-018	50587 CALLE CARRASCO	1	596.88
768-501-007	84422 CALLE YSIANO	1	596.88
768-501-008	84430 CALLE YSIANO	1	596.88
768-502-005	84423 CALLE YSIANO	1	596.88
768-502-006	84422 CALLE CHAVEZ	1	596.88
768-502-008	84434 CALLE CHAVEZ	1	596.88
768-502-009	84440 CALLE CHAVEZ	1	596.88
768-502-010	84446 CALLE CHAVEZ	1	596.88
768-503-001	84447 CALLE CHAVEZ	1	596.88
768-503-002	84441 CALLE CHAVEZ	1	596.88
768-503-003	84435 CALLE CHAVEZ	1	596.88
768-503-004	84427 CALLE CHAVEZ	1	596.88
768-503-005	84421 CALLE CHAVEZ	1	596.88
768-503-006	84422 CALLE LARRIVA	1	596.88
768-503-007	84428 CALLE LARRIVA	1	596.88
768-503-008	84434 CALLE LARRIVA	1	596.88
768-503-009	84442 CALLE LARRIVA	1	596.88
768-503-010	84448 CALLE LARRIVA	1	596.88
768-510-003	84457 CALLE LARRIVA	1	596.88
768-510-004	84451 CALLE LARRIVA	1	596.88
778-010-007	85341 HIGHWAY 111	1	596.88
778-010-008	343 CANTALOUPE AVE	1	596.88
778-040-001	1601 2ND ST	1	596.88
778-040-004	1653 2ND ST	1	596.88
778-040-006	1638 1ST ST	1	596.88
778-040-007	1650 1ST ST	1	596.88
778-040-010	85449 GRAPEFRUIT BLVD	1	596.88
778-040-011	85427 GRAPEFRUIT BLVD	1	596.88
778-041-002	85567 GRAPEFRUIT BLVD	1	596.88
778-041-004	1650 2ND ST	1	596.88
778-041-005	1654 2ND ST	1	596.88
778-041-006	1653 3RD ST	1	596.88
778-041-009	1609 3RD ST	1	596.88
778-042-002	1650 3RD ST	1	596.88
778-042-003	1640 3RD ST	1	596.88
778-042-004	610 VINE AVE	1	596.88
778-042-005	636 VINE AVE	1	596.88
778-042-008	1641 4TH ST	1	596.88
778-043-001	431 VINE AVE	1	596.88
778-043-002	437 VINE AVE	1	596.88
778-043-003	433 VINE AVE	1	596.88
778-043-005	1538 1ST ST	1	596.88
778-043-006	1524 1ST ST	1	596.88
778-043-007	1508 1ST ST	1	596.88
778-043-010	1563 2ND ST	1	596.88
778-044-002	1578 2ND ST	1	596.88
778-044-003	1566 2ND ST	1	596.88
778-044-006	550 ORCHARD AVE	1	596.88
778-044-007	1589 3RD ST	1	596.88
778-044-008	1579 3RD ST	1	596.88
778-044-009	1565 3RD ST	1	596.88
778-044-010	1559 3RD ST	1	596.88
778-044-011	1543 3RD ST	1	596.88
778-045-002	623 VINE AVE	1	596.88
778-045-003	1558 3RD ST	1	596.88
778-045-004	1542 3RD ST	1	596.88
778-045-005	1528 3RD ST	1	596.88
778-045-006	1506 3RD ST	1	596.88
778-045-008	1579 4TH ST	1	596.88
778-045-009	1557 4TH ST	1	596.88
778-045-010	1541 4TH ST	1	596.88
778-045-011	1519 4TH ST	1	596.88
778-045-012	1507 4TH ST	1	596.88
778-045-013	663 VINE AVE	1	596.88
778-050-001	407 ORCHARD AVE	1	596.88
778-050-003	1466 1ST ST	1	596.88
778-050-005	1440 1ST ST	1	596.88
778-050-006	1424 1ST ST	1	596.88
778-050-007	403 PALM AVE	1	596.88
778-050-008	1491 2ND ST	1	596.88
778-050-009	1477 2ND ST	1	596.88
778-050-010	1465 2ND ST	1	596.88
778-050-012	1443 2ND ST	1	596.88
778-050-014	468 PALM AVE	1	596.88
778-051-002	543 ORCHARD AVE	1	596.88
778-051-003	1478 2ND ST	1	596.88
778-051-004	1462 2ND ST	1	596.88
778-051-005	1450 2ND ST	1	596.88

CITY OF COACHELLA
 COACHELLA SANITARY DISTRICT
 FISCAL YEAR 2022/2023 PRELIMINARY ROLL

ASSESSOR'S PARCEL NUMBER	SITUS ADDRESS	UNITS	CHARGE
778-051-006	1436 2ND ST	1	596.88
778-051-008	1408 2ND ST	1	596.88
778-051-010	1451 3RD ST #B	1	596.88
778-051-011	1451 3RD ST	1	596.88
778-051-012	1449 3RD ST	1	596.88
778-052-001	607 ORCHARD AVE	1	596.88
778-052-002	625 ORCHARD AVE	1	596.88
778-052-003	645 ORCHARD AVE	1	596.88
778-052-004	1460 3RD ST	1	596.88
778-052-005	1438 3RD ST	1	596.88
778-052-008	663 ORCHARD AVE	1	596.88
778-052-009	1467 4TH ST	1	596.88
778-052-010	1457 4TH ST	1	596.88
778-052-011	1445 4TH ST	1	596.88
778-052-012	1429 4TH ST	1	596.88
778-053-001	707 ORCHARD AVE	1	596.88
778-053-002	731 ORCHARD AVE	1	596.88
778-053-004	1458 4TH ST	1	596.88
778-053-006	708 PALM AVE	1	596.88
778-053-007	736 PALM AVE	1	596.88
778-053-010	1461 5TH ST	1	596.88
778-053-012	766 PALM AVE	1	596.88
778-053-013	790 PALM AVE	1	596.88
778-054-001	1394 1ST ST	1	596.88
778-054-002	1378 1ST ST	1	596.88
778-054-006	1355 2ND ST	1	596.88
778-054-007	1337 2ND ST	1	596.88
778-054-008	1319 2ND ST	1	596.88
778-055-001	501 PALM AVE	1	596.88
778-055-002	1378 2ND ST	1	596.88
778-055-003	1360 2ND ST #1	1	596.88
778-055-004	1350 2ND ST	1	596.88
778-055-005	1336 2ND ST	1	596.88
778-055-006	1310 2ND ST	1	596.88
778-055-007	593 PALM AVE	1	596.88
778-055-008	1379 3RD ST	1	596.88
778-055-009	1365 3RD ST	1	596.88
778-055-010	1341 3RD ST	1	596.88
778-055-011	1331 3RD ST	1	596.88
778-055-012	1335 3RD ST	1	596.88
778-056-001	615 PALM AVE	1	596.88
778-056-003	1364 3RD ST	1	596.88
778-056-004	1336 3RD ST	1	596.88
778-056-005	1326 3RD ST	1	596.88
778-056-006	1324 3RD ST	1	596.88
778-056-009	1361 4TH ST	1	596.88
778-056-010	1351 4TH ST	1	596.88
778-056-011	1335 4TH ST	1	596.88
778-056-012	1321 4TH ST	1	596.88
778-056-013	1301 4TH ST	1	596.88
778-057-001	745 PALM AVE	1	596.88
778-057-002	1384 4TH ST	1	596.88
778-057-003	1364 4TH ST	1	596.88
778-057-004	1350 4TH ST	1	596.88
778-057-005	1336 4TH ST	1	596.88
778-057-006	1320 4TH ST	1	596.88
778-057-007	1306 4TH ST	1	596.88
778-057-008	1389 5TH ST	1	596.88
778-057-009	1377 5TH ST	1	596.88
778-057-011	1357 5TH ST	1	596.88
778-057-012	1335 5TH ST	1	596.88
778-060-003	1658 4TH ST	1	596.88
778-060-004	1646 4TH ST	1	596.88
778-060-009	1659 5TH ST	1	596.88
778-070-004	1271 4TH ST	1	596.88
778-070-006	1257 4TH ST	1	596.88
778-070-008	1205 4TH ST	1	596.88
778-071-001	1292 4TH ST	1	596.88
778-071-002	1278 4TH ST	1	596.88
778-071-003	1264 4TH ST	1	596.88
778-071-004	1250 4TH ST	1	596.88
778-071-006	1308 5TH ST	1	596.88
778-071-007	1295 6TH ST	1	596.88
778-080-002	1236 4TH ST	1	596.88
778-081-004	1125 TRIPOLI WAY	1	596.88
778-090-001	809 ORCHARD AVE	1	596.88
778-090-003	1460 5TH ST	1	596.88
778-090-005	1432 5TH ST	1	596.88
778-091-002	831 PALM AVE	1	596.88
778-091-006	1322 5TH ST	1	596.88
778-091-007	1307 6TH ST	1	596.88
778-091-008	1321 6TH ST	1	596.88
778-093-002	1350 6TH ST	1	596.88
778-093-003	1336 6TH ST	1	596.88
778-093-004	1322 6TH ST	1	596.88

CITY OF COACHELLA
 COACHELLA SANITARY DISTRICT
 FISCAL YEAR 2022/2023 PRELIMINARY ROLL

ASSESSOR'S PARCEL NUMBER	SITUS ADDRESS	UNITS	CHARGE
778-093-006	1395 7TH ST	1	596.88
778-093-007	1379 7TH ST	1	596.88
778-093-009	1333 7TH ST	1	596.88
778-094-001	1491 9TH ST	1	596.88
778-094-003	1463 9TH ST	1	596.88
778-094-004	1451 9TH ST	1	596.88
778-094-005	1445 9TH ST	1	596.88
778-094-006	1433 9TH ST	1	596.88
778-094-007	1419 9TH ST	1	596.88
778-100-009	1609 7TH ST	1	596.88
778-101-003	1628 7TH ST	1	596.88
778-101-005	1064 VINE ST	1	596.88
778-101-006	1635 8TH ST	1	596.88
778-101-007	1609 8TH ST	1	596.88
778-102-004	1632 8TH ST	1	596.88
778-102-005	1620 8TH ST	1	596.88
778-102-006	1602 8TH ST	1	596.88
778-104-001	1592 7TH ST	1	596.88
778-104-002	1043 VINE AVE	1	596.88
778-104-005	1062 ORCHARD AVE	1	596.88
778-104-006	1076 ORCHARD AVE	1	596.88
778-104-008	1551 8TH ST	1	596.88
778-104-009	1061 VINE AVE	1	596.88
778-104-010	1067 VINE AVE	1	596.88
778-105-001	1105 VINE AVE	1	596.88
778-105-002	1576 8TH ST	1	596.88
778-105-003	1564 8TH ST	1	596.88
778-105-004	1540 8TH ST	1	596.88
778-105-005	1528 8TH ST	1	596.88
778-105-006	1516 8TH ST	1	596.88
778-105-008	NO SITUS AVAILABLE	1	596.88
778-105-009	1585 9TH ST	1	596.88
778-105-010	1571 9TH ST	1	596.88
778-105-011	1553 9TH ST	1	596.88
778-110-005	1309 7TH ST	1	596.88
778-110-006	1273 7TH ST	1	596.88
778-110-007	1251 7TH ST	1	596.88
778-110-008	1233 7TH ST	1	596.88
778-110-009	982 DATE AVE	1	596.88
778-111-001	1296 7TH ST	1	596.88
778-111-002	1284 7TH ST	1	596.88
778-111-003	1260 7TH ST	1	596.88
778-111-005	1236 7TH ST	1	596.88
778-111-007	1090 PENDLETON WAY	1	596.88
778-111-008	1285 8TH ST	1	596.88
778-111-009	1269 8TH ST	1	596.88
778-111-010	1241 8TH ST	1	596.88
778-111-011	1237 8TH ST	1	596.88
778-111-012	1072 DATE AVE	1	596.88
778-111-013	1233 8TH ST	1	596.88
778-112-001	1105 PENDLETON WAY	1	596.88
778-112-002	1282 8TH ST	1	596.88
778-112-003	1268 8TH ST	1	596.88
778-112-004	1250 8TH ST	1	596.88
778-112-005	1222 8TH ST	1	596.88
778-112-006	1214 8TH ST	1	596.88
778-112-007	1120 DATE AVE	1	596.88
778-112-010	1283 9TH ST	1	596.88
778-112-012	1253 9TH ST	1	596.88
778-113-003	995 DATE ST	1	596.88
778-113-004	1175 7TH ST	1	596.88
778-113-005	1171 7TH ST	1	596.88
778-113-006	1165 7TH ST	1	596.88
778-113-007	1022 TRIPOLI WAY	1	596.88
778-114-001	1043 DATE AVE	1	596.88
778-114-002	1176 7TH ST	1	596.88
778-114-003	1158 7TH ST	1	596.88
778-114-004	1142 7TH ST	1	596.88
778-114-005	1124 7TH ST	1	596.88
778-114-006	1040 TRIPOLI WAY	1	596.88
778-114-007	1059 DATE AVE	1	596.88
778-114-008	1075 DATE AVE	1	596.88
778-114-009	1091 DATE AVE	1	596.88
778-114-010	1115 DATE AVE	1	596.88
778-114-011	1125 DATE AVE	1	596.88
778-114-012	85164 BAGDAD AVE	1	596.88
778-114-014	1076 TRIPOLI WAY	1	596.88
778-114-015	1058 TRIPOLI WAY	1	596.88
778-130-004	85051 DAMASCUS AVE	1	596.88
778-130-006	85071 DAMASCUS AVE	1	596.88
778-130-007	85081 DAMASCUS AVE	1	596.88
778-130-008	85091 DAMASCUS AVE	1	596.88
778-130-009	85101 DAMASCUS AVE	1	596.88
778-130-010	51599 TRIPOLI WAY	1	596.88
778-131-006	85041 CAIRO AVE	1	596.88

CITY OF COACHELLA
 COACHELLA SANITARY DISTRICT
 FISCAL YEAR 2022/2023 PRELIMINARY ROLL

ASSESSOR'S PARCEL NUMBER	SITUS ADDRESS	UNITS	CHARGE
778-131-007	85051 CAIRO AVE	1	596.88
778-131-008	85061 CAIRO AVE	1	596.88
778-131-009	85071 CAIRO AVE	1	596.88
778-131-010	85081 CAIRO AVE	1	596.88
778-131-011	85091 CAIRO AVE	1	596.88
778-131-013	51745 TRIPOLI WAY	1	596.88
778-131-014	51665 TRIPOLI WAY	1	596.88
778-131-015	85100 DAMASCUS AVE	1	596.88
778-131-016	85092 DAMASCUS AVE	1	596.88
778-131-017	85078 DAMASCUS AVE	1	596.88
778-131-018	85072 DAMASCUS AVE	1	596.88
778-131-019	85062 DAMASCUS AVE	1	596.88
778-132-001	51526 TRIPOLI WAY	1	596.88
778-132-002	85226 BAGDAD AVE	1	596.88
778-132-003	85236 BAGDAD AVE	1	596.88
778-132-004	85246 BAGDAD AVE	1	596.88
778-132-005	85256 BAGDAD AVE	1	596.88
778-132-006	85266 BAGDAD AVE	1	596.88
778-132-007	85276 BAGDAD AVE	1	596.88
778-132-008	85286 BAGDAD AVE	1	596.88
778-132-009	51525 DATE AVE	1	596.88
778-132-010	85215 DAMASCUS AVE	1	596.88
778-132-011	85225 DAMASCUS AVE	1	596.88
778-132-012	85235 DAMASCUS AVE	1	596.88
778-132-013	85245 DAMASCUS AVE	1	596.88
778-132-014	85255 DAMASCUS AVE	1	596.88
778-132-015	85265 DAMASCUS AVE	1	596.88
778-132-016	85275 DAMASCUS AVE	1	596.88
778-132-017	85285 DAMASCUS AVE	1	596.88
778-132-018	51543 DATE AVE	1	596.88
778-133-001	51600 TRIPOLI WAY	1	596.88
778-133-002	85226 DAMASCUS AVE	1	596.88
778-133-003	85236 DAMASCUS AVE	1	596.88
778-133-004	85246 DAMASCUS AVE	1	596.88
778-133-005	85256 DAMASCUS AVE	1	596.88
778-133-006	85266 DAMASCUS AVE	1	596.88
778-133-007	85276 DAMASCUS AVE	1	596.88
778-133-008	85286 DAMASCUS AVE	1	596.88
778-133-009	51561 DATE AVE	1	596.88
778-133-010	85215 MEDINA AVE	1	596.88
778-133-011	85225 MEDINA AVE	1	596.88
778-133-012	85235 MEDINA AVE	1	596.88
778-133-013	85245 MEDINA AVE	1	596.88
778-133-014	85255 MEDINA AVE	1	596.88
778-133-015	85265 MEDINA AVE	1	596.88
778-133-016	85275 MEDINA AVE	1	596.88
778-133-017	85285 MEDINA AVE	1	596.88
778-133-018	51579 DATE AVE	1	596.88
778-134-001	85216 MEDINA AVE	1	596.88
778-134-002	85226 MEDINA AVE	1	596.88
778-134-003	85236 MEDINA AVE	1	596.88
778-134-004	85246 MEDINA AVE	1	596.88
778-134-005	85256 MEDINA AVE	1	596.88
778-134-006	85266 MEDINA AVE	1	596.88
778-134-007	85276 MEDINA AVE	1	596.88
778-134-008	85286 MEDINA AVE	1	596.88
778-134-009	85296 MEDINA AVE	1	596.88
778-151-001	85215 CAIRO AVE	1	596.88
778-151-002	85225 CAIRO AVE	1	596.88
778-151-003	85235 CAIRO AVE	1	596.88
778-151-004	85245 CAIRO AVE	1	596.88
778-151-005	85255 CAIRO AVE	1	596.88
778-151-006	85265 CAIRO AVE	1	596.88
778-151-007	85275 CAIRO AVE	1	596.88
778-151-008	85285 CAIRO ST	1	596.88
778-151-009	85295 CAIRO AVE	1	596.88
778-152-001	85216 CAIRO AVE	1	596.88
778-152-002	85226 CAIRO AVE	1	596.88
778-152-003	85236 CAIRO AVE	1	596.88
778-152-004	85246 CAIRO AVE	1	596.88
778-152-005	85256 CAIRO AVE	1	596.88
778-152-006	85266 CAIRO AVE	1	596.88
778-152-007	85276 CAIRO AVE	1	596.88
778-152-008	85286 CAIRO AVE	1	596.88
778-152-009	85296 CAIRO AVE	1	596.88
778-152-010	85215 ARABY AVE	1	596.88
778-152-011	85225 ARABY AVE	1	596.88
778-152-012	85235 ARABY AVE	1	596.88
778-152-013	85245 ARABY AVE	1	596.88
778-152-014	85255 ARABY AVE	1	596.88
778-152-015	85265 ARABY AVE	1	596.88
778-152-016	85275 ARABY AVE	1	596.88
778-152-017	85285 ARABY AVE	1	596.88
778-152-018	85295 ARABY AVE	1	596.88
778-153-001	85216 ARABY AVE	1	596.88

CITY OF COACHELLA
 COACHELLA SANITARY DISTRICT
 FISCAL YEAR 2022/2023 PRELIMINARY ROLL

ASSESSOR'S PARCEL NUMBER	SITUS ADDRESS	UNITS	CHARGE
778-153-002	85226 ARABY AVE	1	596.88
778-153-003	85236 ARABY AVE	1	596.88
778-153-004	85246 ARABY AVE	1	596.88
778-153-005	85256 ARABY AVE	1	596.88
778-153-006	85266 ARABY AVE	1	596.88
778-153-007	85276 ARABY AVE	1	596.88
778-153-008	85286 ARABY AVE	1	596.88
778-153-009	85296 ARABY AVE	1	596.88
778-153-010	85215 AVENUE 52	1	596.88
778-153-011	85225 AVENUE 52	1	596.88
778-153-012	85235 AVENUE 52	1	596.88
778-153-013	85245 AVENUE 52	1	596.88
778-153-014	85255 AVENUE 52	1	596.88
778-153-015	85265 AVENUE 52	1	596.88
778-153-016	85275 AVENUE 52	1	596.88
778-153-017	85285 AVENUE 52	1	596.88
778-153-018	85295 AVENUE 52	1	596.88
778-160-001	85306 CAIRO AVE	1	596.88
778-160-002	85316 CAIRO AVE	1	596.88
778-160-003	85326 CAIRO AVE	1	596.88
778-160-004	85336 CAIRO AVE	1	596.88
778-160-005	85346 CAIRO AVE	1	596.88
778-160-006	85356 CAIRO AVE	1	596.88
778-160-007	85366 CAIRO AVE	1	596.88
778-160-008	85376 CAIRO AVE	1	596.88
778-160-009	85386 CAIRO AVE	1	596.88
778-160-010	85396 CAIRO AVE	1	596.88
778-160-011	85406 CAIRO AVE	1	596.88
778-160-012	85416 CAIRO AVE	1	596.88
778-160-013	85426 CAIRO AVE	1	596.88
778-160-014	85436 CAIRO AVE	1	596.88
778-160-015	85446 CAIRO AVE	1	596.88
778-160-016	85456 CAIRO AVE	1	596.88
778-160-017	85466 CAIRO AVE	1	596.88
778-160-018	85476 CAIRO AVE	1	596.88
778-160-019	85486 CAIRO AVE	1	596.88
778-160-020	85496 CAIRO AVE	1	596.88
778-160-021	85305 ARABY AVE	1	596.88
778-160-022	85315 ARABY AVE	1	596.88
778-160-023	85325 ARABY AVE	1	596.88
778-160-024	85335 ARABY AVE	1	596.88
778-160-025	85345 ARABY AVE	1	596.88
778-160-026	85355 ARABY AVE	1	596.88
778-160-027	85365 ARABY AVE	1	596.88
778-160-028	85375 ARABY AVE	1	596.88
778-160-029	85385 ARABY AVE	1	596.88
778-160-030	85395 ARABY AVE	1	596.88
778-160-031	85405 ARABY AVE	1	596.88
778-160-032	85415 ARABY AVE	1	596.88
778-160-033	85425 ARABY AVE	1	596.88
778-160-034	85435 ARABY AVE	1	596.88
778-160-035	85445 ARABY AVE	1	596.88
778-160-036	85455 ARABY AVE	1	596.88
778-160-037	85465 ARABY AVE	1	596.88
778-160-038	85475 ARABY AVE	1	596.88
778-160-039	85485 ARABY AVE	1	596.88
778-160-040	85495 ARABY AVE	1	596.88
778-161-001	85495 AVENUE 52	1	596.88
778-161-002	85485 AVENUE 52	1	596.88
778-161-003	85475 AVENUE 52	1	596.88
778-161-004	85465 AVENUE 52	1	596.88
778-161-005	85455 AVENUE 52	1	596.88
778-161-006	85445 AVENUE 52	1	596.88
778-161-007	85435 AVENUE 52	1	596.88
778-161-008	85425 AVENUE 52	1	596.88
778-161-009	85415 AVENUE 52	1	596.88
778-161-010	85405 AVENUE 52	1	596.88
778-161-011	85395 AVENUE 52	1	596.88
778-161-012	85385 AVENUE 52	1	596.88
778-161-013	85375 AVENUE 52	1	596.88
778-161-014	85365 AVENUE 52	1	596.88
778-161-015	85355 AVENUE 52	1	596.88
778-161-016	85345 AVENUE 52	1	596.88
778-161-017	85335 AVENUE 52	1	596.88
778-161-018	85325 AVENUE 52	1	596.88
778-161-019	85326 ARABY AVE	1	596.88
778-161-020	85336 ARABY AVE	1	596.88
778-161-021	85346 ARABY AVE	1	596.88
778-161-022	85356 ARABY AVE	1	596.88
778-161-023	85366 ARABY AVE	1	596.88
778-161-024	85376 ARABY AVE	1	596.88
778-161-025	85386 ARABY AVE	1	596.88
778-161-026	85396 ARABY AVE	1	596.88
778-161-027	85406 ARABY AVE	1	596.88
778-161-028	85416 ARABY AVE	1	596.88

CITY OF COACHELLA
 COACHELLA SANITARY DISTRICT
 FISCAL YEAR 2022/2023 PRELIMINARY ROLL

ASSESSOR'S PARCEL NUMBER	SITUS ADDRESS	UNITS	CHARGE
778-161-029	85426 ARABY AVE	1	596.88
778-161-030	85436 ARABY AVE	1	596.88
778-161-031	85446 ARABY AVE	1	596.88
778-161-032	85456 ARABY AVE	1	596.88
778-161-033	85466 ARABY AVE	1	596.88
778-161-034	85476 ARABY AVE	1	596.88
778-161-035	85486 ARABY AVE	1	596.88
778-161-036	85496 ARABY AVE	1	596.88
778-161-037	85306 ARABY AVE	1	596.88
778-161-038	85316 ARABY ST	1	596.88
778-161-039	51962 DATE AVE	1	596.88
778-161-040	51990 DATE AVE	1	596.88
778-200-001	85526 AVENUE 52	1	596.88
778-200-002	85536 AVENUE 52	1	596.88
778-200-003	85546 AVENUE 52	1	596.88
778-200-004	85556 AVENUE 52	1	596.88
778-200-005	51885 GENOA ST	1	596.88
778-200-006	85565 NILE LN	1	596.88
778-200-007	85555 NILE LN	1	596.88
778-200-008	85545 NILE LN	1	596.88
778-200-009	85535 NILE LN	1	596.88
778-200-010	85525 NILE LN	1	596.88
778-200-012	85505 NILE LN	1	596.88
778-200-013	85516 NILE LN	1	596.88
778-200-014	85526 NILE LN	1	596.88
778-200-015	85536 NILE LN	1	596.88
778-200-016	85546 NILE LN	1	596.88
778-200-017	85556 NILE LN	1	596.88
778-200-018	51855 GENOA ST	1	596.88
778-200-019	85565 VINETA LN	1	596.88
778-200-020	85555 VINETA LN	1	596.88
778-200-021	85545 VINETA LN	1	596.88
778-200-022	85535 VINETA LN	1	596.88
778-200-023	85525 VINETA LN	1	596.88
778-200-024	85515 VINETA LN	1	596.88
778-200-025	85505 VINETA LN	1	596.88
778-200-026	85516 VINETA LN	1	596.88
778-200-027	85526 VINETA LN	1	596.88
778-200-028	85536 VINETA LN	1	596.88
778-200-029	85546 VINETA LN	1	596.88
778-200-030	85556 VINETA LN	1	596.88
778-200-031	51815 GENOA ST	1	596.88
778-200-032	85565 SYLMAR LN	1	596.88
778-200-033	85555 SYLMAR LN	1	596.88
778-200-034	85545 SYLMAR LN	1	596.88
778-200-035	85535 SYLMAR LN	1	596.88
778-200-036	85525 SYLMAR LN	1	596.88
778-200-037	85515 SYLMAR LN	1	596.88
778-200-038	85505 SYLMAR LN	1	596.88
778-200-039	85516 SYLMAR LN	1	596.88
778-200-040	85526 SYLMAR LN	1	596.88
778-200-041	85536 SYLMAR LN	1	596.88
778-200-042	85546 SYLMAR LN	1	596.88
778-200-043	85556 SYLMAR LN	1	596.88
778-200-044	51715 GENOA ST	1	596.88
778-200-045	51705 GENOA ST	1	596.88
778-200-046	85555 NAPOLI LN	1	596.88
778-200-047	85545 NAPOLI LN	1	596.88
778-200-048	85535 NAPOLI LN	1	596.88
778-200-049	85525 NAPOLI LN	1	596.88
778-200-050	85515 NAPOLI LN	1	596.88
778-200-051	85505 NAPOLI LN	1	596.88
778-200-052	85516 NAPOLI LN	1	596.88
778-200-053	85526 NAPOLI LN	1	596.88
778-200-054	85536 NAPOLI LN	1	596.88
778-200-055	85546 NAPOLI LN	1	596.88
778-200-056	85556 NAPOLI LN	1	596.88
778-200-057	85566 NAPOLI LN	1	596.88
778-200-058	85565 BAGDAD AVE	1	596.88
778-200-059	85555 BAGDAD ST	1	596.88
778-200-060	85545 BAGDAD ST	1	596.88
778-200-061	85535 BAGDAD ST	1	596.88
778-200-062	85525 BAGDAD ST	1	596.88
778-200-063	85515 BAGDAD ST	1	596.88
778-200-064	85505 BAGDAD ST	1	596.88
778-210-001	51740 CALLE PERA	1	596.88
778-210-002	85688 HILL ST	1	596.88
778-210-003	85692 HILL ST	1	596.88
778-210-004	51728 CALLE PERA	1	596.88
778-210-005	51716 CALLE PERA	1	596.88
778-210-006	51717 CALLE PERA	1	596.88
778-210-007	51725 CALLE PERA	1	596.88
778-210-008	51733 CALLE PERA	1	596.88
778-210-009	51741 CALLE PERA	1	596.88
778-210-010	51786 GENOA ST	1	596.88

CITY OF COACHELLA
 COACHELLA SANITARY DISTRICT
 FISCAL YEAR 2022/2023 PRELIMINARY ROLL

ASSESSOR'S PARCEL NUMBER	SITUS ADDRESS	UNITS	CHARGE
778-210-011	51748 GENOA ST	1	596.88
778-210-012	51710 GENOA ST	1	596.88
778-210-013	51674 GENOA ST	1	596.88
778-210-014	51636 GENOA ST	1	596.88
778-210-015	85627 BAGDAD ST	1	596.88
778-210-016	85659 BAGDAD ST	1	596.88
778-210-017	85671 BAGDAD ST	1	596.88
778-211-002	85690 CALLE LIMON	1	596.88
778-211-003	85684 CALLE LIMON	1	596.88
778-211-004	85678 CALLE LIMON	1	596.88
778-211-005	85672 CALLE LIMON	1	596.88
778-211-006	85660 CALLE LIMON	1	596.88
778-211-007	85658 CALLE LIMON	1	596.88
778-211-008	51890 CAMINO CORTO	1	596.88
778-211-009	51882 CAMINO CORTO	1	596.88
778-211-010	51896 CAMINO CORTO	1	596.88
778-211-011	51867 CAMINO CORTO	1	596.88
778-211-012	51875 CAMINO CORTO	1	596.88
778-211-013	51883 CAMINO CORTO	1	596.88
778-211-014	85624 CALLE LIMON	1	596.88
778-211-015	85612 CALLE LIMON	1	596.88
778-211-016	51878 GENOA ST	1	596.88
778-211-017	51866 GENOA ST	1	596.88
778-211-018	85619 HILL ST	1	596.88
778-211-019	85627 HILL ST	1	596.88
778-211-020	85635 HILL ST	1	596.88
778-212-001	85680 AVENUE 52	1	596.88
778-212-002	85662 AVENUE 52	1	596.88
778-212-003	85646 AVENUE 52	1	596.88
778-212-004	85628 AVENUE 52	1	596.88
778-212-005	51998 GENOA ST	1	596.88
778-212-006	51986 GENOA ST	1	596.88
778-212-007	51974 GENOA ST	1	596.88
778-212-008	51962 GENOA ST	1	596.88
778-212-009	85625 CALLE LIMON	1	596.88
778-212-010	85637 CALLE LIMON	1	596.88
778-212-011	85649 CALLE LIMON	1	596.88
778-212-012	85661 CALLE LIMON	1	596.88
778-212-013	85673 CALLE LIMON	1	596.88
778-212-014	85685 CALLE LIMON	1	596.88
778-212-015	85697 CALLE LIMON	1	596.88
778-220-004	51800 SUNSET DR	1	596.88
778-220-005	51808 SUNSET DR	1	596.88
778-220-006	51812 SUNSET DR	1	596.88
778-220-007	51816 SUNSET DR	1	596.88
778-220-008	51856 SUNSET DR	1	596.88
778-220-009	51876 SUNSET DR	1	596.88
778-220-010	51896 SUNSET DR	1	596.88
778-220-011	51916 SUNSET DR	1	596.88
778-220-012	51926 SUNSET DR	1	596.88
778-220-013	51936 SUNSET DR	1	596.88
778-220-014	51946 SUNSET DR	1	596.88
778-220-015	51956 SUNSET DR	1	596.88
778-220-016	51966 SUNSET DR	1	596.88
778-220-017	51976 SUNSET DR	1	596.88
778-221-001	51801 SUNSET DR	1	596.88
778-221-002	51807 SUNSET DR	1	596.88
778-221-003	51815 SUNSET DR	1	596.88
778-221-004	51821 SUNSET DR	1	596.88
778-221-005	51855 SUNSET DR	1	596.88
778-221-006	51875 SUNSET DR	1	596.88
778-221-007	51895 SUNSET DR	1	596.88
778-221-008	51915 SUNSET DR	1	596.88
778-221-009	51925 SUNSET DR	1	596.88
778-221-010	51935 SUNSET DR	1	596.88
778-221-011	51945 SUNSET DR	1	596.88
778-221-012	51955 SUNSET DR	1	596.88
778-221-013	51965 SUNSET DR	1	596.88
778-240-001	52120 TRIPOLI WAY	1	596.88
778-240-002	52138 TRIPOLI WAY	1	596.88
778-240-003	52156 TRIPOLI WAY	1	596.88
778-240-004	52174 TRIPOLI WAY	1	596.88
778-240-005	52192 TRIPOLI WAY	1	596.88
778-240-006	52210 TRIPOLI WAY	1	596.88
778-240-007	52228 TRIPOLI WAY	1	596.88
778-240-008	52246 TRIPOLI WAY	1	596.88
778-240-009	52264 TRIPOLI WAY	1	596.88
778-240-010	52282 TRIPOLI WAY	1	596.88
778-240-011	52300 TRIPOLI WAY	1	596.88
778-240-012	52318 TRIPOLI WAY	1	596.88
778-240-013	52336 TRIPOLI WAY	1	596.88
778-240-014	52354 TRIPOLI WAY	1	596.88
778-240-015	52372 TRIPOLI WAY	1	596.88
778-240-016	52390 TRIPOLI WAY	1	596.88
778-240-017	52408 TRIPOLI WAY	1	596.88

CITY OF COACHELLA
 COACHELLA SANITARY DISTRICT
 FISCAL YEAR 2022/2023 PRELIMINARY ROLL

ASSESSOR'S PARCEL NUMBER	SITUS ADDRESS	UNITS	CHARGE
778-240-018	52426 TRIPOLI WAY	1	596.88
778-240-019	52444 TRIPOLI WAY	1	596.88
778-240-020	52462 TRIPOLI WAY	1	596.88
778-241-001	52119 TRIPOLI WAY	1	596.88
778-241-002	52137 TRIPOLI WAY	1	596.88
778-241-003	52155 TRIPOLI WAY	1	596.88
778-241-004	52173 TRIPOLI WAY	1	596.88
778-241-005	52191 TRIPOLI WAY	1	596.88
778-241-006	52211 TRIPOLI WAY	1	596.88
778-241-007	52229 TRIPOLI WAY	1	596.88
778-241-008	52247 TRIPOLI WAY	1	596.88
778-241-009	52265 TRIPOLI WAY	1	596.88
778-241-010	52283 TRIPOLI WAY	1	596.88
778-241-011	52299 TRIPOLI WAY	1	596.88
778-241-012	52317 TRIPOLI WAY	1	596.88
778-241-013	52335 TRIPOLI WAY	1	596.88
778-241-014	52353 TRIPOLI WAY	1	596.88
778-241-015	52371 TRIPOLI WAY	1	596.88
778-241-016	52389 TRIPOLI WAY	1	596.88
778-241-017	52407 TRIPOLI WAY	1	596.88
778-241-018	52425 TRIPOLI WAY	1	596.88
778-241-019	52443 TRIPOLI WAY	1	596.88
778-241-020	52461 TRIPOLI WAY	1	596.88
778-241-021	52120 JENNIFER WAY	1	596.88
778-241-022	52138 JENNIFER WAY	1	596.88
778-241-023	52156 JENNIFER WAY	1	596.88
778-241-024	52174 JENNIFER WAY	1	596.88
778-241-025	52192 JENNIFER WAY	1	596.88
778-241-026	52210 JENNIFER WAY	1	596.88
778-241-027	52228 JENNIFER WAY	1	596.88
778-241-028	52246 JENNIFER WAY	1	596.88
778-241-029	52264 JENNIFER WAY	1	596.88
778-241-030	52282 JENNIFER WAY	1	596.88
778-241-031	52300 JENNIFER WAY	1	596.88
778-241-032	52318 JENNIFER WAY	1	596.88
778-241-033	52336 JENNIFER WAY	1	596.88
778-241-034	52354 JENNIFER WAY	1	596.88
778-241-035	52372 JENNIFER WAY	1	596.88
778-241-036	52390 JENNIFER WAY	1	596.88
778-241-037	52408 JENNIFER WAY	1	596.88
778-241-038	52426 JENNIFER WAY	1	596.88
778-241-039	52444 JENNIFER WAY	1	596.88
778-241-040	52462 JENNIFER WAY	1	596.88
778-242-001	52119 JENNIFER WAY	1	596.88
778-242-002	52137 JENNIFER WAY	1	596.88
778-242-003	52155 JENNIFER WAY	1	596.88
778-242-004	52173 JENNIFER WAY	1	596.88
778-242-005	52191 JENNIFER WAY	1	596.88
778-242-006	52211 JENNIFER WAY	1	596.88
778-242-007	52229 JENNIFER WAY	1	596.88
778-242-008	52247 JENNIFER WAY	1	596.88
778-242-009	52265 JENNIFER WAY	1	596.88
778-242-010	52283 JENNIFER WAY	1	596.88
778-242-011	52299 JENNIFER WAY	1	596.88
778-242-012	52317 JENNIFER WAY	1	596.88
778-242-013	52335 JENNIFER WAY	1	596.88
778-242-014	52353 JENNIFER WAY	1	596.88
778-242-015	52371 JENNIFER WAY	1	596.88
778-242-016	52389 JENNIFER WAY	1	596.88
778-242-017	52407 JENNIFER WAY	1	596.88
778-242-018	52425 JENNIFER WAY	1	596.88
778-242-019	52443 JENNIFER WAY	1	596.88
778-242-020	85225 VALLEY RD	1	596.88
778-250-001	85296 AVENUE 52	1	596.88
778-250-002	52138 NELSON ST	1	596.88
778-250-003	52156 NELSON ST	1	596.88
778-250-004	52174 NELSON AVE	1	596.88
778-250-005	52192 NELSON ST	1	596.88
778-250-006	52210 NELSON ST	1	596.88
778-250-007	52228 NELSON ST	1	596.88
778-250-008	52246 NELSON ST	1	596.88
778-250-009	52264 NELSON ST	1	596.88
778-250-010	52282 NELSON ST	1	596.88
778-250-011	52300 NELSON ST	1	596.88
778-250-012	52318 NELSON ST	1	596.88
778-250-013	52336 NELSON ST	1	596.88
778-250-014	52354 NELSON ST	1	596.88
778-250-015	52372 NELSON ST	1	596.88
778-250-016	52390 NELSON ST	1	596.88
778-250-017	52408 NELSON ST	1	596.88
778-250-018	52426 NELSON ST	1	596.88
778-250-019	52444 NELSON ST	1	596.88
778-250-020	52462 NELSON ST	1	596.88
778-251-001	85286 AVENUE 52	1	596.88
778-251-002	52137 NELSON ST	1	596.88

CITY OF COACHELLA
 COACHELLA SANITARY DISTRICT
 FISCAL YEAR 2022/2023 PRELIMINARY ROLL

ASSESSOR'S PARCEL NUMBER	SITUS ADDRESS	UNITS	CHARGE
778-251-003	52155 NELSON ST	1	596.88
778-251-004	52175 NELSON ST	1	596.88
778-251-005	52191 NELSON ST	1	596.88
778-251-006	52209 NELSON ST	1	596.88
778-251-007	52227 NELSON ST	1	596.88
778-251-008	52245 NELSON ST	1	596.88
778-251-009	52263 NELSON ST	1	596.88
778-251-010	52281 NELSON ST	1	596.88
778-251-011	52299 NELSON ST	1	596.88
778-251-012	52317 NELSON ST	1	596.88
778-251-013	52335 NELSON ST	1	596.88
778-251-014	52353 NELSON ST	1	596.88
778-251-015	52371 NELSON ST	1	596.88
778-251-016	52389 NELSON ST	1	596.88
778-251-017	52407 NELSON ST	1	596.88
778-251-018	52425 NELSON ST	1	596.88
778-251-019	52443 NELSON ST	1	596.88
778-251-020	52461 NELSON ST	1	596.88
778-251-021	85276 AVENUE 52 AVE	1	596.88
778-251-022	52138 MORGAN AVE	1	596.88
778-251-023	52156 MORGAN AVE	1	596.88
778-251-024	52174 MORGAN AVE	1	596.88
778-251-025	52192 MORGAN AVE	1	596.88
778-251-026	52210 MORGAN AVE	1	596.88
778-251-027	52228 MORGAN AVE	1	596.88
778-251-028	52246 MORGAN AVE	1	596.88
778-251-029	52264 MORGAN AVE	1	596.88
778-251-030	52282 MORGAN AVE	1	596.88
778-251-031	52300 MORGAN AVE	1	596.88
778-251-032	52318 MORGAN AVE	1	596.88
778-251-033	52336 MORGAN AVE	1	596.88
778-251-034	52354 MORGAN AVE	1	596.88
778-251-035	52372 MORGAN AVE	1	596.88
778-251-036	52390 MORGAN AVE	1	596.88
778-251-037	52408 MORGAN AVE	1	596.88
778-251-038	52426 MORGAN AVE	1	596.88
778-251-039	52444 MORGAN AVE	1	596.88
778-251-040	85275 VALLEY RD	1	596.88
778-252-001	85266 AVENUE 52	1	596.88
778-252-002	52137 MORGAN AVE	1	596.88
778-252-003	52155 MORGAN AVE	1	596.88
778-252-004	52173 MORGAN AVE	1	596.88
778-252-005	52191 MORGAN AVE	1	596.88
778-252-006	52209 MORGAN AVE	1	596.88
778-252-007	52227 MORGAN AVE	1	596.88
778-252-008	52245 MORGAN AVE	1	596.88
778-252-009	52263 MORGAN AVE	1	596.88
778-252-010	52281 MORGAN AVE	1	596.88
778-252-011	52299 MORGAN AVE	1	596.88
778-252-012	52317 MORGAN AVE	1	596.88
778-252-013	52335 MORGAN AVE	1	596.88
778-252-014	52353 MORGAN AVE	1	596.88
778-252-015	52371 MORGAN AVE	1	596.88
778-252-016	52389 MORGAN AVE	1	596.88
778-252-017	52407 MORGAN AVE	1	596.88
778-252-018	52425 MORGAN AVE	1	596.88
778-252-019	52443 MORGAN AVE	1	596.88
778-252-020	85265 VALLEY RD	1	596.88
778-260-001	52124 DOS PALMAS AVE	1	596.88
778-260-002	52138 DOS PALMAS AVE	1	596.88
778-260-003	52156 DOS PALMAS AVE	1	596.88
778-260-004	52174 DOS PALMAS AVE	1	596.88
778-260-005	52192 DOS PALMAS AVE	1	596.88
778-260-006	52212 DOS PALMAS AVE	1	596.88
778-260-007	52234 DOS PALMAS AVE	1	596.88
778-260-008	52258 DOS PALMAS AVE	1	596.88
778-260-009	52280 DOS PALMAS AVE	1	596.88
778-260-010	52296 DOS PALMAS AVE	1	596.88
778-260-011	52316 DOS PALMAS AVE	1	596.88
778-260-012	52336 DOS PALMAS AVE	1	596.88
778-260-013	52356 DOS PALMAS AVE	1	596.88
778-260-014	52374 DOS PALMAS AVE	1	596.88
778-260-015	52390 DOS PALMAS AVE	1	596.88
778-260-016	52408 DOS PALMAS AVE	1	596.88
778-260-017	52426 DOS PALMAS AVE	1	596.88
778-260-018	52448 DOS PALMAS AVE	1	596.88
778-261-001	52119 DOS PALMAS AVE	1	596.88
778-261-002	52137 DOS PALMAS AVE	1	596.88
778-261-003	52155 DOS PALMAS AVE	1	596.88
778-261-004	52173 DOS PALMAS AVE	1	596.88
778-261-005	52191 DOS PALMAS AVE	1	596.88
778-261-006	52211 DOS PALMAS AVE	1	596.88
778-261-007	52233 DOS PALMAS AVE	1	596.88
778-261-008	52257 DOS PALMAS AVE	1	596.88
778-261-009	52279 DOS PALMAS AVE	1	596.88

CITY OF COACHELLA
 COACHELLA SANITARY DISTRICT
 FISCAL YEAR 2022/2023 PRELIMINARY ROLL

ASSESSOR'S PARCEL NUMBER	SITUS ADDRESS	UNITS	CHARGE
778-261-010	52295 DOS PALMAS AVE	1	596.88
778-261-011	52317 DOS PALMAS AVE	1	596.88
778-261-012	52335 DOS PALMAS AVE	1	596.88
778-261-013	52355 DOS PALMAS AVE	1	596.88
778-261-014	52371 DOS PALMAS AVE	1	596.88
778-261-015	52391 DOS PALMAS AVE	1	596.88
778-261-016	52409 DOS PALMAS AVE	1	596.88
778-261-017	52427 DOS PALMAS AVE	1	596.88
778-261-018	52447 DOS PALMAS AVE	1	596.88
778-261-021	52156 OASIS PALMS AVE	1	596.88
778-261-022	52174 OASIS PALMS AVE	1	596.88
778-261-023	52192 OASIS PALMS AVE	1	596.88
778-261-024	52212 OASIS PALMS AVE	1	596.88
778-261-025	52234 OASIS PALMS AVE	1	596.88
778-261-026	52258 OASIS PALMS AVE	1	596.88
778-261-027	52280 OASIS PALMS AVE	1	596.88
778-261-028	52296 OASIS PALMS AVE	1	596.88
778-262-001	52119 OASIS PALMS AVE	1	596.88
778-262-002	52137 OASIS PALMS AVE	1	596.88
778-262-003	52155 OASIS PALMS AVE	1	596.88
778-262-004	52173 OASIS PALMS AVE	1	596.88
778-262-005	52191 OASIS PALMS AVE	1	596.88
778-262-006	52211 OASIS PALMS AVE	1	596.88
778-262-007	52233 OASIS PALMS AVE	1	596.88
778-262-008	52257 OASIS PALMS AVE	1	596.88
778-262-009	52279 OASIS PALMS AVE	1	596.88
778-262-010	52295 OASIS PALMS AVE	1	596.88
778-262-011	52317 OASIS PALMS AVE	1	596.88
778-262-012	52335 OASIS PALMS AVE	1	596.88
778-262-013	52355 OASIS PALMS AVE	1	596.88
778-262-017	52427 OASIS PALMS AVE	1	596.88
778-262-018	52447 OASIS PALMS AVE	1	596.88
778-262-019	52120 LAS PALMAS ST	1	596.88
778-262-020	52138 LAS PALMAS ST	1	596.88
778-262-021	52156 LAS PALMAS ST	1	596.88
778-262-022	52174 LAS PALMAS ST	1	596.88
778-262-023	52192 LAS PALMAS ST	1	596.88
778-262-024	52210 LAS PALMAS ST	1	596.88
778-262-025	52228 LAS PALMAS ST	1	596.88
778-262-026	52246 LAS PALMAS ST	1	596.88
778-262-027	52264 LAS PALMAS ST	1	596.88
778-262-028	52282 LAS PALMAS ST	1	596.88
778-262-029	52300 LAS PALMAS ST	1	596.88
778-262-030	52318 LAS PALMAS ST	1	596.88
778-262-031	52336 LAS PALMAS ST	1	596.88
778-262-032	52354 LAS PALMAS ST	1	596.88
778-262-033	52372 LAS PALMAS ST	1	596.88
778-262-034	52390 LAS PALMAS ST	1	596.88
778-262-035	52408 LAS PALMAS ST	1	596.88
778-262-036	52426 LAS PALMAS ST	1	596.88
778-262-037	52444 LAS PALMAS ST	1	596.88
778-262-038	52462 LAS PALMAS ST	1	596.88
778-263-001	52461 LAS PALMAS ST	1	596.88
778-263-002	52443 LAS PALMAS ST	1	596.88
778-263-003	52425 LAS PALMAS ST	1	596.88
778-263-004	52407 LAS PALMAS ST	1	596.88
778-263-005	52389 LAS PALMAS ST	1	596.88
778-263-006	52371 LAS PALMAS ST	1	596.88
778-263-007	52353 LAS PALMAS ST	1	596.88
778-263-008	52335 LAS PALMAS ST	1	596.88
778-263-009	52317 LAS PALMAS ST	1	596.88
778-263-010	52299 LAS PALMAS ST	1	596.88
778-263-011	52283 LAS PALMAS ST	1	596.88
778-263-012	52265 LAS PALMAS ST	1	596.88
778-263-013	52247 LAS PALMAS ST	1	596.88
778-263-014	52229 LAS PALMAS ST	1	596.88
778-263-015	52211 LAS PALMAS ST	1	596.88
778-263-016	52191 LAS PALMAS ST	1	596.88
778-263-017	52173 LAS PALMAS ST	1	596.88
778-263-018	52155 LAS PALMAS ST	1	596.88
778-263-019	85306 AVENUE 52	1	596.88
778-270-001	52120 SHADY LN	1	596.88
778-270-002	52138 SHADY LN	1	596.88
778-270-003	52156 SHADY LN	1	596.88
778-270-004	52174 SHADY LN	1	596.88
778-270-005	52192 SHADY LN	1	596.88
778-270-006	52212 SHADY LN	1	596.88
778-270-007	52234 SHADY LN	1	596.88
778-270-008	52258 SHADY LN	1	596.88
778-270-009	52280 SHADY LN	1	596.88
778-270-010	52296 SHADY LN	1	596.88
778-270-011	52316 SHADY LN	1	596.88
778-270-012	52336 SHADY LN	1	596.88
778-270-013	52356 SHADY LN	1	596.88
778-270-014	52374 SHADY LN	1	596.88

CITY OF COACHELLA
 COACHELLA SANITARY DISTRICT
 FISCAL YEAR 2022/2023 PRELIMINARY ROLL

ASSESSOR'S PARCEL NUMBER	SITUS ADDRESS	UNITS	CHARGE
778-270-015	52390 SHADY LN	1	596.88
778-270-016	52408 SHADY LN	1	596.88
778-270-017	52426 SHADY LN	1	596.88
778-270-018	52448 SHADY LN	1	596.88
778-270-019	52466 SHADY LN	1	596.88
778-270-020	52488 SHADY LN	1	596.88
778-271-001	52119 SHADY LN	1	596.88
778-271-002	52137 SHADY LN	1	596.88
778-271-003	52155 SHADY LN	1	596.88
778-271-004	52173 SHADY LN	1	596.88
778-271-005	52191 SHADY LN	1	596.88
778-271-006	52211 SHADY LN	1	596.88
778-271-007	52233 SHADY LN	1	596.88
778-271-008	52257 SHADY LN	1	596.88
778-271-009	52279 SHADY LN	1	596.88
778-271-010	52295 SHADY LN	1	596.88
778-271-011	52317 SHADY LN	1	596.88
778-271-012	52335 SHADY LN	1	596.88
778-271-013	52355 SHADY LN	1	596.88
778-271-014	52371 SHADY LN	1	596.88
778-271-015	52391 SHADY LN	1	596.88
778-271-016	52409 SHADY LN	1	596.88
778-271-017	52427 SHADY LN	1	596.88
778-271-018	52447 SHADY LN	1	596.88
778-271-019	52465 SHADY LN	1	596.88
778-271-020	52487 SHADY LN	1	596.88
778-271-021	85456 AVENUE 52	1	596.88
778-271-022	52138 CYPRESS ST	1	596.88
778-271-023	52156 CYPRESS ST	1	596.88
778-271-024	52174 CYPRESS ST	1	596.88
778-271-025	52192 CYPRESS ST	1	596.88
778-271-026	52212 CYPRESS ST	1	596.88
778-271-027	52234 CYPRESS ST	1	596.88
778-271-028	52258 CYPRESS ST	1	596.88
778-271-029	52280 CYPRESS ST	1	596.88
778-271-030	52296 CYPRESS ST	1	596.88
778-271-031	52316 CYPRESS ST	1	596.88
778-271-032	52336 CYPRESS ST	1	596.88
778-271-033	52356 CYPRESS ST	1	596.88
778-271-034	52374 CYPRESS ST	1	596.88
778-271-035	52390 CYPRESS ST	1	596.88
778-271-036	52408 CYPRESS ST	1	596.88
778-271-037	52426 CYPRESS ST	1	596.88
778-271-038	52448 CYPRESS ST	1	596.88
778-271-039	52466 CYPRESS ST	1	596.88
778-271-040	52488 CYPRESS ST	1	596.88
778-272-001	85446 AVENUE 52	1	596.88
778-272-002	52137 CYPRESS ST	1	596.88
778-272-003	52155 CYPRESS ST	1	596.88
778-272-004	52173 CYPRESS ST	1	596.88
778-272-005	52191 CYPRESS ST	1	596.88
778-272-006	52211 CYPRESS ST	1	596.88
778-272-007	52233 CYPRESS ST	1	596.88
778-272-008	52257 CYPRESS ST	1	596.88
778-272-009	52279 CYPRESS ST	1	596.88
778-272-010	52295 CYPRESS ST	1	596.88
778-272-011	52317 CYPRESS ST	1	596.88
778-272-012	52335 CYPRESS ST	1	596.88
778-272-013	52355 CYPRESS ST	1	596.88
778-272-014	52371 CYPRESS ST	1	596.88
778-272-015	52391 CYPRESS ST	1	596.88
778-272-016	52409 CYPRESS ST	1	596.88
778-272-017	52427 CYPRESS ST	1	596.88
778-272-018	52447 CYPRESS ST	1	596.88
778-272-019	52465 CYPRESS ST	1	596.88
778-272-020	52487 CYPRESS ST	1	596.88
778-290-001	52996 LEE LN	1	596.88
778-290-002	52978 LEE LN	1	596.88
778-290-003	52950 LEE LN	1	596.88
778-290-004	52932 LEE LN	1	596.88
778-290-005	52920 LEE LN	1	596.88
778-290-006	52896 LEE LN	1	596.88
778-290-007	52876 LEE LN	1	596.88
778-290-008	52850 LEE LN	1	596.88
778-290-009	52832 LEE LN	1	596.88
778-290-010	52820 LEE LN	1	596.88
778-290-011	52821 LEE LN	1	596.88
778-290-012	52833 LEE LN	1	596.88
778-290-013	52851 LEE LN	1	596.88
778-290-014	52877 LEE LN	1	596.88
778-290-015	52895 LEE LN	1	596.88
778-290-016	52921 LEE LN	1	596.88
778-290-017	52933 LEE LN	1	596.88
778-290-018	52951 LEE LN	1	596.88
778-290-019	52977 LEE LN	1	596.88

CITY OF COACHELLA
 COACHELLA SANITARY DISTRICT
 FISCAL YEAR 2022/2023 PRELIMINARY ROLL

ASSESSOR'S PARCEL NUMBER	SITUS ADDRESS	UNITS	CHARGE
778-290-020	52995 LEE LN	1	596.88
778-290-021	52998 ADAM LN	1	596.88
778-290-022	52976 ADAM LN	1	596.88
778-290-023	52952 ADAM LN	1	596.88
778-290-024	52930 ADAM LN	1	596.88
778-290-025	52940 ADAM LN	1	596.88
778-290-026	52898 ADAM LN	1	596.88
778-290-027	52876 ADAM LN	1	596.88
778-290-028	52852 ADAM LN	1	596.88
778-290-029	52830 ADAM LN	1	596.88
778-290-030	52820 ADAM LN	1	596.88
778-290-031	52819 ADAM LN	1	596.88
778-290-032	52831 ADAM LN	1	596.88
778-290-033	52853 ADAM LN	1	596.88
778-290-034	52875 ADAM LN	1	596.88
778-290-035	52897 ADAM LN	1	596.88
778-290-036	52919 ADAM LN	1	596.88
778-290-037	52931 ADAM LN	1	596.88
778-290-038	52953 ADAM LN	1	596.88
778-290-039	52975 ADAM LN	1	596.88
778-290-040	52997 ADAM LN	1	596.88
778-300-001	85352 HEATHER LN	1	596.88
778-300-002	85366 HEATHER LN	1	596.88
778-300-003	85382 HEATHER LN	1	596.88
778-300-004	85402 HEATHER LN	1	596.88
778-300-005	85416 HEATHER LN	1	596.88
778-300-006	85422 HEATHER LN	1	596.88
778-300-007	85428 HEATHER LN	1	596.88
778-300-008	85434 HEATHER LN	1	596.88
778-300-009	85440 HEATHER LN	1	596.88
778-300-010	85446 HEATHER LN	1	596.88
778-300-011	85452 HEATHER LN	1	596.88
778-300-012	85458 HEATHER LN	1	596.88
778-300-013	85468 HEATHER LN	1	596.88
778-300-014	85469 VALENCIA LN	1	596.88
778-300-015	85457 VALENCIA LN	1	596.88
778-300-016	85451 VALENCIA LN	1	596.88
778-300-017	85445 VALENCIA LN	1	596.88
778-300-018	85439 VALENCIA LN	1	596.88
778-300-019	85433 VALENCIA LN	1	596.88
778-300-020	85427 VALENCIA LN	1	596.88
778-300-021	85421 VALENCIA LN	1	596.88
778-300-022	85415 VALENCIA LN	1	596.88
778-300-023	85409 VALENCIA LN	1	596.88
778-300-024	85403 VALENCIA LN	1	596.88
778-300-025	85402 VALENCIA LN	1	596.88
778-300-026	85410 VALENCIA LN	1	596.88
778-300-027	85416 VALENCIA LN	1	596.88
778-300-028	85422 VALENCIA LN	1	596.88
778-300-029	85428 VALENCIA LN	1	596.88
778-300-030	85434 VALENCIA LN	1	596.88
778-300-031	85433 VALLEY RD	1	596.88
778-300-032	85427 VALLEY RD	1	596.88
778-300-033	85421 VALLEY RD	1	596.88
778-300-034	85415 VALLEY RD	1	596.88
778-300-035	85403 VALLEY RD	1	596.88
778-300-036	85383 VALLEY RD	1	596.88
778-300-037	85367 VALLEY RD	1	596.88
778-300-038	85351 VALLEY RD	1	596.88
778-300-039	52500 OASIS PALMS AVE	1	596.88
778-300-040	52550 OASIS PALMS AVE	1	596.88
778-300-041	52600 OASIS PALMS AVE	1	596.88
778-300-042	52650 OASIS PALMS AVE	1	596.88
778-300-043	52700 OASIS PALMS AVE	1	596.88
778-301-001	85495 VALLEY RD	1	596.88
778-301-002	85481 VALLEY RD	1	596.88
778-301-003	85469 VALLEY RD	1	596.88
778-301-004	85457 VALLEY RD	1	596.88
778-301-005	52500 CYPRESS ST	1	596.88
778-301-006	52530 CYPRESS ST	1	596.88
778-301-007	52560 CYPRESS ST	1	596.88
778-301-008	52590 CYPRESS ST	1	596.88
778-301-009	85458 VALENCIA LN	1	596.88
778-301-010	85470 VALENCIA LN	1	596.88
778-301-011	85480 VALENCIA LN	1	596.88
778-301-012	52596 SHADY LN	1	596.88
778-301-013	52600 SHADY LN	1	596.88
778-301-014	52650 SHADY LN	1	596.88
778-301-015	52700 SHADY LN	1	596.88
778-301-016	52712 SHADY LN	1	596.88
778-301-017	52724 SHADY LN	1	596.88
778-301-018	52736 SHADY LN	1	596.88
778-301-019	52750 SHADY LN	1	596.88
778-302-001	85469 HEATHER LN	1	596.88
778-302-002	85457 HEATHER LN	1	596.88

CITY OF COACHELLA
 COACHELLA SANITARY DISTRICT
 FISCAL YEAR 2022/2023 PRELIMINARY ROLL

ASSESSOR'S PARCEL NUMBER	SITUS ADDRESS	UNITS	CHARGE
778-302-003	85451 HEATHER LN	1	596.88
778-302-004	85445 HEATHER LN	1	596.88
778-302-005	85439 HEATHER LN	1	596.88
778-302-006	85433 HEATHER LN	1	596.88
778-302-007	85427 HEATHER LN	1	596.88
778-302-008	85421 HEATHER LN	1	596.88
778-302-009	85415 HEATHER LN	1	596.88
778-302-010	85403 HEATHER LN	1	596.88
778-302-011	85383 HEATHER LN	1	596.88
778-302-012	85367 HEATHER LN	1	596.88
778-302-013	85351 HEATHER LN	1	596.88
778-310-001	52890 SHADY LN	1	596.88
778-310-002	52876 SHADY LN	1	596.88
778-310-003	52862 SHADY LN	1	596.88
778-310-004	52848 SHADY LN	1	596.88
778-310-005	52834 SHADY LN	1	596.88
778-310-006	52820 SHADY LN	1	596.88
778-310-007	52806 SHADY LN	1	596.88
778-310-008	52792 SHADY LN	1	596.88
778-310-009	52778 SHADY LN	1	596.88
778-310-010	52764 SHADY LN	1	596.88
778-311-001	85576 BRENDA LN	1	596.88
778-311-002	85570 BRENDA LN	1	596.88
778-311-003	85564 BRENDA LN	1	596.88
778-311-004	85558 BRENDA LN	1	596.88
778-311-005	85552 BRENDA LN	1	596.88
778-311-006	85546 BRENDA LN	1	596.88
778-311-007	85540 BRENDA LN	1	596.88
778-311-008	NO SITUS AVAILABLE	1	596.88
778-311-009	85528 BRENDA LN	1	596.88
778-311-010	85522 BRENDA LN	1	596.88
778-311-011	85516 BRENDA LN	1	596.88
778-311-012	85510 BRENDA LN	1	596.88
778-311-013	NO SITUS AVAILABLE	1	596.88
778-311-014	85501 BRENDA LN	1	596.88
778-311-015	85511 BRENDA LN	1	596.88
778-311-016	85517 BRENDA LN	1	596.88
778-311-017	85523 BRENDA LN	1	596.88
778-311-018	85529 BRENDA LN	1	596.88
778-311-019	85535 BRENDA LN	1	596.88
778-311-020	85541 BRENDA LN	1	596.88
778-311-021	85547 BRENDA LN	1	596.88
778-311-022	85553 BRENDA LN	1	596.88
778-311-023	85559 BRENDA LN	1	596.88
778-311-024	85565 BRENDA LN	1	596.88
778-311-025	85571 BRENDA LN	1	596.88
778-311-026	85577 BRENDA LN	1	596.88
778-311-027	85576 STACIE LN	1	596.88
778-311-028	85570 STACIE LN	1	596.88
778-311-029	85564 STACIE LN	1	596.88
778-311-030	85558 STACIE LN	1	596.88
778-311-031	85552 STACIE LN	1	596.88
778-311-032	85546 STACIE LN	1	596.88
778-311-033	85540 STACIE LN	1	596.88
778-311-034	85534 STACIE LN	1	596.88
778-311-035	85528 STACIE LN	1	596.88
778-311-036	85522 STACIE LN	1	596.88
778-311-037	85516 STACIE LN	1	596.88
778-311-038	85510 STACIE LN	1	596.88
778-311-039	85500 STACIE LN	1	596.88
778-311-040	85501 STACIE LN	1	596.88
778-311-041	85511 STACIE LN	1	596.88
778-311-042	85517 STACIE LN	1	596.88
778-311-043	85523 STACIE LN	1	596.88
778-311-044	85529 STACIE LN	1	596.88
778-311-045	85535 STACIE LN	1	596.88
778-311-046	85541 STACIE LN	1	596.88
778-311-047	85547 STACIE LN	1	596.88
778-311-048	85553 STACIE LN	1	596.88
778-311-049	85559 STACIE LN	1	596.88
778-311-050	85565 STACIE LN	1	596.88
778-311-051	85571 STACIE LN	1	596.88
778-311-052	85577 STACIE LN	1	596.88
778-330-001	85116 CALLE ROSA	1	596.88
778-330-002	85150 CALLE ROSA	1	596.88
778-330-003	85184 CALLE ROSA	1	596.88
778-330-004	85218 CALLE ROSA	1	596.88
778-330-005	85252 CALLE ROSA	1	596.88
778-330-006	85286 CALLE ROSA	1	596.88
778-331-001	53172 CALLE LINDA	1	596.88
778-331-002	53198 CALLE LINDA	1	596.88
778-331-003	53224 CALLE LINDA	1	596.88
778-331-004	53250 CALLE LINDA	1	596.88
778-331-005	53276 CALLE LINDA	1	596.88
778-331-006	53275 CALLE LINDA	1	596.88

CITY OF COACHELLA
 COACHELLA SANITARY DISTRICT
 FISCAL YEAR 2022/2023 PRELIMINARY ROLL

ASSESSOR'S PARCEL NUMBER	SITUS ADDRESS	UNITS	CHARGE
778-331-007	53249 CALLE LINDA	1	596.88
778-331-008	53223 CALLE LINDA	1	596.88
778-331-009	53197 CALLE LINDA	1	596.88
778-331-010	53171 CALLE LINDA	1	596.88
778-331-011	53170 CALLE BONITA	1	596.88
778-331-012	53196 CALLE BONITA	1	596.88
778-331-013	53222 CALLE BONITA	1	596.88
778-331-014	53248 CALLE BONITA	1	596.88
778-331-015	53274 CALLE BONITA	1	596.88
778-332-001	53275 CALLE BONITA	1	596.88
778-332-002	53249 CALLE BONITA	1	596.88
778-332-003	53223 CALLE BONITA	1	596.88
778-332-004	53197 CALLE BONITA	1	596.88
778-332-005	53171 CALLE BONITA	1	596.88
778-332-006	53172 CALLE LOS HERMANOS	1	596.88
778-332-007	53198 CALLE LOS HERMANOS	1	596.88
778-332-008	53224 CALLE LOS HERMANOS	1	596.88
778-332-009	53250 CALLE LOS HERMANOS	1	596.88
778-332-010	53276 CALLE LOS HERMANOS	1	596.88
778-333-001	85106 CALLE ROSA	1	596.88
778-333-002	85096 CALLE ROSA	1	596.88
778-333-003	85084 CALLE ROSA	1	596.88
778-333-004	85074 CALLE ROSA	1	596.88
778-333-005	53143 CALLE LOS HERMANOS	1	596.88
778-333-006	53169 CALLE LOS HERMANOS	1	596.88
778-333-007	53195 CALLE LOS HERMANOS	1	596.88
778-333-008	53221 CALLE LOS HERMANOS	1	596.88
778-333-009	53247 CALLE LOS HERMANOS	1	596.88
778-333-010	53273 CALLE LOS HERMANOS	1	596.88
778-340-001	53300 CALLE BONITA	1	596.88
778-340-002	53326 CALLE BONITA	1	596.88
778-340-003	53352 CALLE BONITA	1	596.88
778-340-004	53378 CALLE BONITA	1	596.88
778-340-005	53404 CALLE BONITA	1	596.88
778-340-006	53430 CALLE BONITA	1	596.88
778-340-007	53456 CALLE BONITA	1	596.88
778-340-008	53482 CALLE BONITA	1	596.88
778-340-009	53508 CALLE BONITA	1	596.88
778-340-010	53515 CALLE BELLA	1	596.88
778-340-011	53489 CALLE BELLA	1	596.88
778-340-012	53463 CALLE BELLA	1	596.88
778-340-013	53427 CALLE BELLA	1	596.88
778-340-014	53401 CALLE BELLA	1	596.88
778-340-015	53373 CALLE BELLA	1	596.88
778-340-016	53351 CALLE BELLA	1	596.88
778-340-017	53327 CALLE BELLA	1	596.88
778-340-018	53326 CALLE BELLA	1	596.88
778-340-019	53350 CALLE BELLA	1	596.88
778-340-020	53374 CALLE BELLA	1	596.88
778-340-021	53400 CALLE BELLA	1	596.88
778-340-022	53428 CALLE BELLA	1	596.88
778-340-023	53464 CALLE BELLA	1	596.88
778-340-024	53490 CALLE BELLA	1	596.88
778-340-025	53516 CALLE BELLA	1	596.88
778-341-001	85323 CALLE NINOS	1	596.88
778-341-002	85289 CALLE NINOS	1	596.88
778-341-003	85255 CALLE NINOS	1	596.88
778-341-004	85221 CALLE NINOS	1	596.88
778-341-005	85153 CALLE NINOS	1	596.88
778-341-006	85119 CALLE NINOS	1	596.88
778-341-007	85111 CALLE NINOS	1	596.88
778-341-008	53509 CALLE BONITA	1	596.88
778-341-009	53483 CALLE BONITA	1	596.88
778-341-010	53457 CALLE BONITA	1	596.88
778-341-011	53431 CALLE BONITA	1	596.88
778-341-012	53405 CALLE BONITA	1	596.88
778-341-013	85095 CALLE FELIZ	1	596.88
778-341-014	85085 CALLE FELIZ	1	596.88
778-341-015	85075 CALLE FELIZ	1	596.88
778-341-016	53429 CALLE LOS HERMANOS	1	596.88
778-341-017	53403 CALLE LOS HERMANOS	1	596.88
778-341-018	53377 CALLE LOS HERMANOS	1	596.88
778-341-019	53351 CALLE LOS HERMANOS	1	596.88
778-341-020	53325 CALLE LOS HERMANOS	1	596.88
778-341-021	53299 CALLE LOS HERMANOS	1	596.88
778-342-001	53302 CALLE LOS HERMANOS	1	596.88
778-342-002	53328 CALLE LOS HERMANOS	1	596.88
778-342-003	53354 CALLE LOS HERMANOS	1	596.88
778-342-004	53380 CALLE LOS HERMANOS	1	596.88
778-342-005	53379 CALLE BONITA	1	596.88
778-342-006	53353 CALLE BONITA	1	596.88
778-342-007	53327 CALLE BONITA	1	596.88
778-342-008	53301 CALLE BONITA	1	596.88
778-350-001	53110 CALLE LA PAZ	1	596.88
778-350-002	53134 CALLE LA PAZ	1	596.88

CITY OF COACHELLA
 COACHELLA SANITARY DISTRICT
 FISCAL YEAR 2022/2023 PRELIMINARY ROLL

ASSESSOR'S PARCEL NUMBER	SITUS ADDRESS	UNITS	CHARGE
778-350-003	53158 CALLE LA PAZ	1	596.88
778-350-004	53182 CALLE LA PAZ	1	596.88
778-350-005	53206 CALLE LA PAZ	1	596.88
778-350-006	53250 CALLE LA PAZ	1	596.88
778-350-007	53274 CALLE LA PAZ	1	596.88
778-350-008	53300 CALLE LA PAZ	1	596.88
778-350-009	53324 CALLE LA PAZ	1	596.88
778-350-010	53348 CALLE LA PAZ	1	596.88
778-350-011	53382 CALLE LA PAZ	1	596.88
778-350-012	53406 CALLE LA PAZ	1	596.88
778-350-013	53430 CALLE LA PAZ	1	596.88
778-350-014	53454 CALLE LA PAZ	1	596.88
778-350-015	53478 CALLE LA PAZ	1	596.88
778-350-016	53502 CALLE LA PAZ	1	596.88
778-350-017	53526 CALLE LA PAZ	1	596.88
778-351-001	53221 CALLE LA PAZ	1	596.88
778-351-002	53195 CALLE LA PAZ	1	596.88
778-351-003	53171 CALLE LA PAZ	1	596.88
778-351-004	53168 CALLE ESTRELLA	1	596.88
778-351-005	53194 CALLE ESTRELLA	1	596.88
778-351-006	53220 CALLE ESTRELLA	1	596.88
778-351-007	53246 CALLE ESTRELLA	1	596.88
778-351-008	53272 CALLE ESTRELLA	1	596.88
778-351-009	53273 CALLE ESTRELLA	1	596.88
778-351-010	53247 CALLE ESTRELLA	1	596.88
778-351-011	53221 CALLE ESTRELLA	1	596.88
778-351-012	53195 CALLE ESTRELLA	1	596.88
778-351-013	53169 CALLE ESTRELLA	1	596.88
778-351-014	53507 CALLE LA PAZ	1	596.88
778-351-015	53481 CALLE LA PAZ	1	596.88
778-351-016	53455 CALLE LA PAZ	1	596.88
778-351-017	53429 CALLE LA PAZ	1	596.88
778-351-018	53403 CALLE LA PAZ	1	596.88
778-351-019	53377 CALLE LA PAZ	1	596.88
778-351-020	53349 CALLE LA PAZ	1	596.88
778-351-021	53325 CALLE LA PAZ	1	596.88
778-351-022	53299 CALLE LA PAZ	1	596.88
778-351-023	53273 CALLE LA PAZ	1	596.88
778-351-024	53245 CALLE LA PAZ	1	596.88
778-352-001	85320 CALLE ROSA	1	596.88
778-352-002	85354 CALLE ROSA	1	596.88
778-352-003	85388 CALLE ROSA	1	596.88
778-352-004	85422 CALLE ROSA	1	596.88
778-352-005	85456 CALLE ROSA	1	596.88
778-352-006	85490 CALLE ROSA	1	596.88
778-360-002	85421 CALLE NINOS	1	596.88
778-360-003	85389 CALLE NINOS	1	596.88
778-360-004	85357 CALLE NINOS	1	596.88
778-360-005	53513 CALLE AMIGOS	1	596.88
778-360-006	53487 CALLE AMIGOS	1	596.88
778-360-007	53461 CALLE AMIGOS	1	596.88
778-360-008	53425 CALLE AMIGOS	1	596.88
778-360-009	53399 CALLE AMIGOS	1	596.88
778-360-010	53371 CALLE AMIGOS	1	596.88
778-360-011	53349 CALLE AMIGOS	1	596.88
778-360-012	53325 CALLE AMIGOS	1	596.88
778-360-013	53324 CALLE AMIGOS	1	596.88
778-360-014	53348 CALLE AMIGOS	1	596.88
778-360-015	53370 CALLE AMIGOS	1	596.88
778-360-016	53398 CALLE AMIGOS	1	596.88
778-360-017	53426 CALLE AMIGOS	1	596.88
778-360-018	53460 CALLE AMIGOS	1	596.88
778-360-019	53486 CALLE AMIGOS	1	596.88
778-360-020	53512 CALLE AMIGOS	1	596.88
778-370-001	85660 DIEGO CT	1	596.88
778-370-002	85684 DIEGO CT	1	596.88
778-370-003	85708 DIEGO CT	1	596.88
778-370-004	85732 DIEGO CT	1	596.88
778-370-005	85756 DIEGO CT	1	596.88
778-370-006	85780 DIEGO CT	1	596.88
778-370-007	85779 GUADALUPANA CT	1	596.88
778-370-008	85755 GUADALUPANA CT	1	596.88
778-370-009	85731 GUADALUPANA CT	1	596.88
778-370-010	85707 GUADALUPANA CT	1	596.88
778-370-011	85681 GUADALUPANA CT	1	596.88
778-370-012	85659 GUADALUPANA CT	1	596.88
778-370-013	85586 GUADALUPANA CT	1	596.88
778-370-016	85658 GUADALUPANA CT	1	596.88
778-370-017	85682 GUADALUPANA CT	1	596.88
778-370-018	85706 GUADALUPANA CT	1	596.88
778-370-019	85730 GUADALUPANA CT	1	596.88
778-370-020	85754 GUADALUPANA CT	1	596.88
778-370-021	85778 GUADALUPANA CT	1	596.88
778-370-022	85777 VIA TEPEYAC	1	596.88
778-370-023	85753 VIA TEPEYAC	1	596.88

CITY OF COACHELLA
 COACHELLA SANITARY DISTRICT
 FISCAL YEAR 2022/2023 PRELIMINARY ROLL

ASSESSOR'S PARCEL NUMBER	SITUS ADDRESS	UNITS	CHARGE
778-370-024	85729 VIA TEPEYAC	1	596.88
778-370-025	85705 VIA TEPEYAC	1	596.88
778-370-026	85681 VIA TEPEYAC	1	596.88
778-370-027	85657 VIA TEPEYAC	1	596.88
778-370-028	85633 VIA TEPEYAC	1	596.88
778-370-029	85609 VIA TEPEYAC	1	596.88
778-370-034	85585 VIA TEPEYAC	1	596.88
778-370-035	85561 VIA TEPEYAC	1	596.88
778-370-036	53256 CALLE SOLEDAD	1	596.88
778-370-037	53280 CALLE SOLEDAD	1	596.88
778-370-038	53304 CALLE SOLEDAD	1	596.88
778-370-039	53328 CALLE SOLEDAD	1	596.88
778-370-041	85610 GUADALUPANA CT	1	596.88
778-370-042	85634 GUADALUPANA CT	1	596.88
778-371-001	53375 CALLE SOLEDAD	1	596.88
778-371-002	53351 CALLE SOLEDAD	1	596.88
778-371-003	53327 CALLE SOLEDAD	1	596.88
778-371-004	53303 CALLE SOLEDAD	1	596.88
778-371-005	53279 CALLE SOLEDAD	1	596.88
778-371-006	53255 CALLE SOLEDAD	1	596.88
778-371-007	53231 CALLE SOLEDAD	1	596.88
778-371-008	53207 CALLE SOLEDAD	1	596.88
778-371-009	53183 CALLE SOLEDAD	1	596.88
778-371-010	53159 CALLE SOLEDAD	1	596.88
778-371-011	53135 CALLE SOLEDAD	1	596.88
778-371-012	53111 CALLE SOLEDAD	1	596.88
778-372-001	53112 CALLE SOLEDAD	1	596.88
778-372-002	53136 CALLE SOLEDAD	1	596.88
778-372-003	85562 VIA TEPEYAC	1	596.88
778-372-004	85586 VIA TEPEYAC	1	596.88
778-372-005	85610 VIA TEPEYAC	1	596.88
778-372-006	85575 AVENUE 53	1	596.88
778-372-008	85634 VIA TEPEYAC	1	596.88
778-372-009	53161 TEPEYAC CT	1	596.88
778-372-010	53137 TEPEYAC CT	1	596.88
778-372-011	53113 TEPEYAC CT	1	596.88
778-372-012	53112 TEPEYAC CT	1	596.88
778-372-013	53136 TEPEYAC CT	1	596.88
778-372-014	53160 TEPEYAC CT	1	596.88
778-372-015	53184 TEPEYAC CT	1	596.88
778-372-016	53181 SHADY LN	1	596.88
778-372-017	53157 SHADY LN	1	596.88
778-372-018	53133 SHADY LN	1	596.88
778-372-019	53109 SHADY LN	1	596.88
778-373-001	53114 SHADY LN	1	596.88
778-373-002	53138 SHADY LN	1	596.88
778-373-003	53162 SHADY LN	1	596.88
778-373-004	53186 SHADY LN	1	596.88
778-373-005	53210 SHADY LN	1	596.88
778-373-006	53234 SHADY LN	1	596.88
778-373-007	53258 SHADY LN	1	596.88
778-373-008	53282 SHADY LN	1	596.88
778-373-009	53306 SHADY LN	1	596.88
778-373-010	53330 SHADY LN	1	596.88
778-373-011	53354 SHADY LN	1	596.88
778-373-012	53378 SHADY LN	1	596.88
778-373-013	53402 SHADY LN	1	596.88
778-373-014	53426 SHADY LN	1	596.88
778-380-001	85781 DIEGO CT	1	596.88
778-380-002	85757 DIEGO CT	1	596.88
778-380-003	85733 DIEGO CT	1	596.88
778-380-004	85709 DIEGO CT	1	596.88
778-380-005	85685 DIEGO CT	1	596.88
778-380-006	85661 DIEGO CT	1	596.88
778-380-007	85637 DIEGO CT	1	596.88
778-380-011	85638 VIA MISIONERO	1	596.88
778-380-012	85662 VIA MISIONERO	1	596.88
778-380-013	85686 VIA MISIONERO	1	596.88
778-380-014	85710 VIA MISIONERO	1	596.88
778-380-015	85734 VIA MISIONERO	1	596.88
778-380-016	85758 VIA MISIONERO	1	596.88
778-380-017	85782 VIA MISIONERO	1	596.88
778-380-020	53352 CALLE SOLEDAD	1	596.88
778-380-021	53376 CALLE SOLEDAD	1	596.88
778-380-022	53400 CALLE SOLEDAD	1	596.88
778-380-023	53427 CALLE SOLEDAD	1	596.88
778-380-024	85566 VIA MISIONERO	1	596.88
778-380-025	85590 VIA MISIONERO	1	596.88
778-380-027	85614 VIA MISIONERO	1	596.88
778-380-028	85613 DIEGO CT	1	596.88
778-380-029	85589 DIEGO CT	1	596.88
778-381-001	85809 VIA MISIONERO	1	596.88
778-381-002	85785 VIA MISIONERO	1	596.88
778-381-003	85761 VIA MISIONERO	1	596.88
778-381-004	85737 VIA MISIONERO	1	596.88

CITY OF COACHELLA
 COACHELLA SANITARY DISTRICT
 FISCAL YEAR 2022/2023 PRELIMINARY ROLL

ASSESSOR'S PARCEL NUMBER	SITUS ADDRESS	UNITS	CHARGE
778-381-005	85713 VIA MISIONERO	1	596.88
778-381-006	85689 VIA MISIONERO	1	596.88
778-381-007	85665 VIA MISIONERO	1	596.88
778-381-008	85641 VIA MISIONERO	1	596.88
778-381-009	85617 VIA MISIONERO	1	596.88
778-381-010	85593 VIA MISIONERO	1	596.88
778-381-011	85569 VIA MISIONERO	1	596.88
778-381-012	85545 VIA MISIONERO	1	596.88
778-381-013	53543 CALLE SOLEDAD	1	596.88
778-381-014	53519 CALLE SOLEDAD	1	596.88
778-381-015	53495 CALLE SOLEDAD	1	596.88
778-381-016	53471 CALLE SOLEDAD	1	596.88
778-381-017	53447 CALLE SOLEDAD	1	596.88
778-381-018	53423 CALLE SOLEDAD	1	596.88
778-381-019	53399 CALLE SOLEDAD	1	596.88
778-400-001	NO SITUS AVAILABLE	1	596.88
778-400-002	NO SITUS AVAILABLE	1	596.88
778-400-003	53932 CALLE BALDERAS	1	596.88
778-400-004	53926 CALLE BALDERAS	1	596.88
778-400-005	53918 CALLE BALDERAS	1	596.88
778-400-006	53910 CALLE BALDERAS	1	596.88
778-400-007	53902 CALLE BALDERAS	1	596.88
778-400-008	53894 CALLE BALDERAS	1	596.88
778-400-009	53886 CALLE BALDERAS	1	596.88
778-400-010	53878 CALLE BALDERAS	1	596.88
778-400-011	53870 CALLE BALDERAS	1	596.88
778-400-012	53862 CALLE BALDERAS	1	596.88
778-400-013	53865 CALLE SANBORN	1	596.88
778-400-014	53873 CALLE SANBORN	1	596.88
778-400-015	53881 CALLE SANBORN	1	596.88
778-400-016	53889 CALLE SANBORN	1	596.88
778-400-017	53897 CALLE SANBORN	1	596.88
778-400-018	53901 CALLE SANBORN	1	596.88
778-400-019	53909 CALLE SANBORN	1	596.88
778-400-020	53917 CALLE SANBORN	1	596.88
778-400-021	53925 CALLE SANBORN	1	596.88
778-400-022	53933 CALLE SANBORN	1	596.88
778-400-023	53941 CALLE SANBORN	1	596.88
778-400-024	53949 CALLE SANBORN	1	596.88
778-400-025	53957 CALLE SANBORN	1	596.88
778-400-026	53965 CALLE SANBORN	1	596.88
778-400-027	53973 CALLE SANBORN	1	596.88
778-401-001	53846 CALLE BALDERAS	1	596.88
778-401-002	53838 CALLE BALDERAS	1	596.88
778-401-003	53830 CALLE BALDERAS	1	596.88
778-401-004	53822 CALLE BALDERAS	1	596.88
778-401-005	53814 CALLE BALDERAS	1	596.88
778-401-006	53806 CALLE BALDERAS	1	596.88
778-401-007	53798 CALLE BALDERAS	1	596.88
778-401-008	53790 CALLE BALDERAS	1	596.88
778-401-009	53782 CALLE BALDERAS	1	596.88
778-401-010	53774 CALLE BALDERAS	1	596.88
778-401-011	53773 CALLE SANBORN	1	596.88
778-401-012	53781 CALLE SANBORN	1	596.88
778-401-013	53789 CALLE SANBORN	1	596.88
778-401-014	53797 CALLE SANBORN	1	596.88
778-401-015	53805 CALLE SANBORN	1	596.88
778-401-016	53831 CALLE SANBORN	1	596.88
778-401-017	53821 CALLE SANBORN	1	596.88
778-401-018	53829 CALLE SANBORN	1	596.88
778-401-019	53837 CALLE SANBORN	1	596.88
778-401-020	53845 CALLE SANBORN	1	596.88
778-402-001	53846 CALLE SANBORN	1	596.88
778-402-002	53838 CALLE SANBORN	1	596.88
778-402-003	53830 CALLE SANBORN	1	596.88
778-402-004	53822 CALLE SANBORN	1	596.88
778-402-005	53814 CALLE SANBORN	1	596.88
778-402-006	53806 CALLE SANBORN	1	596.88
778-402-007	53798 CALLE SANBORN	1	596.88
778-402-008	53790 CALLE SANBORN	1	596.88
778-402-009	53782 CALLE SANBORN	1	596.88
778-402-010	53774 CALLE SANBORN	1	596.88
778-402-011	53773 CALLE RUIZ	1	596.88
778-402-012	53781 CALLE RUIZ	1	596.88
778-402-013	53789 CALLE RUIZ	1	596.88
778-402-014	53797 CALLE RUIZ	1	596.88
778-402-015	53805 CALLE RUIZ	1	596.88
778-402-016	53813 CALLE RUIZ	1	596.88
778-402-017	53821 CALLE RUIZ	1	596.88
778-402-018	53829 CALLE RUIZ	1	596.88
778-402-019	53837 CALLE RUIZ	1	596.88
778-402-020	53845 CALLE RUIZ	1	596.88
778-403-001	53866 CALLE SANBORN	1	596.88
778-403-002	53874 CALLE SANBORN	1	596.88
778-403-003	53882 CALLE SANBORN	1	596.88

CITY OF COACHELLA
 COACHELLA SANITARY DISTRICT
 FISCAL YEAR 2022/2023 PRELIMINARY ROLL

ASSESSOR'S PARCEL NUMBER	SITUS ADDRESS	UNITS	CHARGE
778-403-004	53890 CALLE SANBORN	1	596.88
778-403-005	53898 CALLE SANBORN	1	596.88
778-403-006	53906 CALLE SANBORN	1	596.88
778-403-007	53914 CALLE SANBORN	1	596.88
778-403-008	53922 CALLE SANBORN	1	596.88
778-403-009	53930 CALLE SANBORN	1	596.88
778-403-010	53938 CALLE SANBORN	1	596.88
778-403-011	53946 CALLE SANBORN	1	596.88
778-403-012	53954 CALLE SANBORN	1	596.88
778-403-013	53962 CALLE SANBORN	1	596.88
778-403-014	53970 CALLE SANBORN	1	596.88
778-403-015	85142 CORTE DEL ROBLE	1	596.88
778-403-016	85146 CORTE DEL ROBLE	1	596.88
778-403-017	85150 CORTE DEL ROBLE	1	596.88
778-403-018	85154 CORTE DEL ROBLE	1	596.88
778-403-019	85158 CORTE DEL ROBLE	1	596.88
778-403-020	85162 CORTE DEL ROBLE	1	596.88
778-403-021	85166 CORTE DEL ROBLE	1	596.88
778-403-022	85170 CORTE DEL ROBLE	1	596.88
778-403-023	85174 CORTE DEL ROBLE	1	596.88
778-403-024	85178 CORTE DEL ROBLE	1	596.88
778-403-025	85182 CORTE DEL ROBLE	1	596.88
778-403-026	85181 AVENIDA YUCATECO	1	596.88
778-403-027	85177 AVENIDA YUCATECO	1	596.88
778-403-028	85173 AVENIDA YUCATECO	1	596.88
778-403-029	85169 AVENIDA YUCATECO	1	596.88
778-403-030	85165 AVENIDA YUCATECO	1	596.88
778-403-031	85161 AVENIDA YUCATECO	1	596.88
778-403-032	85157 AVENIDA YUCATECO	1	596.88
778-403-033	53925 CALLE RUIZ	1	596.88
778-403-034	53917 CALLE RUIZ	1	596.88
778-403-035	53909 CALLE RUIZ	1	596.88
778-403-036	53901 CALLE RUIZ	1	596.88
778-403-037	53897 CALLE RUIZ	1	596.88
778-403-038	53889 CALLE RUIZ	1	596.88
778-403-039	53881 CALLE RUIZ	1	596.88
778-403-040	53873 CALLE RUIZ	1	596.88
778-403-041	53865 CALLE RUIZ	1	596.88
778-403-042	53933 CALLE RUIZ	1	596.88
778-404-001	85158 AVENIDA YUCATECO	1	596.88
778-404-002	85162 AVENIDA YUCATECO	1	596.88
778-404-003	85166 AVENIDA YUCATECO	1	596.88
778-404-004	85170 AVENIDA YUCATECO	1	596.88
778-404-005	85174 AVENIDA YUCATECO	1	596.88
778-404-006	85178 AVENIDA YUCATECO	1	596.88
778-404-007	85182 AVENIDA YUCATECO	1	596.88
778-404-008	85181 AVENIDA TACUBA	1	596.88
778-404-009	85177 AVENIDA TACUBA	1	596.88
778-404-010	85173 AVENIDA TACUBA	1	596.88
778-404-011	85169 AVENIDA TACUBA	1	596.88
778-404-012	85165 AVENIDA TACUBA	1	596.88
778-404-013	85161 AVENIDA TACUBA	1	596.88
778-404-014	85157 AVENIDA TACUBA	1	596.88
778-405-001	85158 AVENIDA TACUBA	1	596.88
778-405-002	85162 AVENIDA TACUBA	1	596.88
778-405-003	85166 AVENIDA TACUBA	1	596.88
778-405-004	85170 AVENIDA TACUBA	1	596.88
778-405-005	85174 AVENIDA TACUBA	1	596.88
778-405-006	85178 AVENIDA TACUBA	1	596.88
778-405-007	85182 AVENIDA TACUBA	1	596.88
778-405-008	85181 AVENIDA REFORMA	1	596.88
778-405-009	85177 AVENIDA REFORMA	1	596.88
778-405-010	85173 AVENIDA REFORMA	1	596.88
778-405-011	85169 AVENIDA REFORMA	1	596.88
778-405-012	85165 AVENIDA REFORMA	1	596.88
778-405-013	85161 AVENIDA REFORMA	1	596.88
778-405-014	85157 AVENIDA REFORMA	1	596.88
778-406-001	85158 AVENIDA REFORMA	1	596.88
778-406-002	85162 AVENIDA REFORMA	1	596.88
778-406-003	85166 AVENIDA REFORMA	1	596.88
778-406-004	85170 AVENIDA REFORMA	1	596.88
778-406-005	85174 AVENIDA REFORMA	1	596.88
778-406-006	85178 AVENIDA REFORMA	1	596.88
778-406-007	85182 AVENIDA REFORMA	1	596.88
778-406-008	85181 AVENIDA DEL PRADO	1	596.88
778-406-009	85177 AVENIDA DEL PRADO	1	596.88
778-406-010	85173 AVENIDA DEL PRADO	1	596.88
778-406-011	85169 AVENIDA DEL PRADO	1	596.88
778-406-012	85165 AVENIDA DEL PRADO	1	596.88
778-406-013	85161 AVENIDA DEL PRADO	1	596.88
778-406-014	85157 AVENIDA DEL PRADO	1	596.88
778-407-001	85158 AVENIDA DEL PRADO	1	596.88
778-407-002	85162 AVENIDA DEL PRADO	1	596.88
778-407-003	85166 AVENIDA DEL PRADO	1	596.88
778-407-004	85170 AVENIDA DEL PRADO	1	596.88

CITY OF COACHELLA
 COACHELLA SANITARY DISTRICT
 FISCAL YEAR 2022/2023 PRELIMINARY ROLL

ASSESSOR'S PARCEL NUMBER	SITUS ADDRESS	UNITS	CHARGE
778-407-005	85174 AVENIDA DEL PRADO	1	596.88
778-407-006	85178 AVENIDA DEL PRADO	1	596.88
778-407-007	85182 AVENIDA DEL PRADO	1	596.88
778-410-001	85186 CORTE DEL ROBLE	1	596.88
778-410-002	85190 CORTE DEL ROBLE	1	596.88
778-410-003	85194 CORTE DEL ROBLE	1	596.88
778-410-004	85198 CORTE DEL ROBLE	1	596.88
778-410-005	85202 CORTE DEL ROBLE	1	596.88
778-410-006	85206 CORTE DEL ROBLE	1	596.88
778-410-007	85210 CORTE DEL ROBLE	1	596.88
778-410-008	85214 CORTE DEL ROBLE	1	596.88
778-410-009	85213 AVENIDA YUCATECO	1	596.88
778-410-010	85209 AVENIDA YUCATECO	1	596.88
778-410-011	85205 AVENIDA YUCATECO	1	596.88
778-410-012	85201 AVENIDA YUCATECO	1	596.88
778-410-014	85193 AVENIDA YUCATECO	1	596.88
778-410-015	85189 AVENIDA YUCATECO	1	596.88
778-410-016	85185 AVENIDA YUCATECO	1	596.88
778-411-001	85186 AVENIDA YUCATECO	1	596.88
778-411-002	85190 AVENIDA YUCATECO	1	596.88
778-411-003	85194 AVENIDA YUCATECO	1	596.88
778-411-004	85198 AVENIDA YUCATECO	1	596.88
778-411-005	85202 AVENIDA YUCATECO	1	596.88
778-411-006	85206 AVENIDA YUCATECO	1	596.88
778-411-007	85210 AVENIDA YUCATECO	1	596.88
778-411-008	85214 AVENIDA YUCATECO	1	596.88
778-411-009	85218 AVENIDA YUCATECO	1	596.88
778-411-010	85222 AVENIDA YUCATECO	1	596.88
778-411-011	85226 AVENIDA YUCATECO	1	596.88
778-411-012	85230 AVENIDA YUCATECO	1	596.88
778-411-013	85234 AVENIDA YUCATECO	1	596.88
778-411-014	85238 AVENIDA YUCATECO	1	596.88
778-411-015	85237 AVENIDA TACUBA	1	596.88
778-411-016	85233 AVENIDA TACUBA	1	596.88
778-411-017	85229 AVENIDA TACUBA	1	596.88
778-411-018	85225 AVENIDA TACUBA	1	596.88
778-411-019	85221 AVENIDA TACUBA	1	596.88
778-411-020	85217 AVENIDA TACUBA	1	596.88
778-411-021	85213 AVENIDA TACUBA	1	596.88
778-411-022	85209 AVENIDA TACUBA	1	596.88
778-411-023	85205 AVENIDA TACUBA	1	596.88
778-411-024	85201 AVENIDA TACUBA	1	596.88
778-411-025	85197 AVENIDA TACUBA	1	596.88
778-411-026	85193 AVENIDA TACUBA	1	596.88
778-411-027	85189 AVENIDA TACUBA	1	596.88
778-411-028	85185 AVENIDA TACUBA	1	596.88
778-412-001	85214 AVENIDA TACUBA	1	596.88
778-412-002	85218 AVENIDA TACUBA	1	596.88
778-412-003	85222 AVENIDA TACUBA	1	596.88
778-412-004	85226 AVENIDA TACUBA	1	596.88
778-412-005	85230 AVENIDA TACUBA	1	596.88
778-412-006	85234 AVENIDA TACUBA	1	596.88
778-412-007	85238 AVENIDA TACUBA	1	596.88
778-412-008	85237 AVENIDA REFORMA	1	596.88
778-412-009	85233 AVENIDA REFORMA	1	596.88
778-412-010	85229 AVENIDA REFORMA	1	596.88
778-412-011	85225 AVENIDA REFORMA	1	596.88
778-412-012	85221 AVENIDA REFORMA	1	596.88
778-412-013	85217 AVENIDA REFORMA	1	596.88
778-412-014	85213 AVENIDA REFORMA	1	596.88
778-413-001	85186 AVENIDA REFORMA	1	596.88
778-413-002	85190 AVENIDA REFORMA	1	596.88
778-413-003	85194 AVENIDA REFORMA	1	596.88
778-413-004	85198 AVENIDA REFORMA	1	596.88
778-413-005	85202 AVENIDA REFORMA	1	596.88
778-413-006	85206 AVENIDA REFORMA	1	596.88
778-413-007	85210 AVENIDA REFORMA	1	596.88
778-413-008	85214 AVENIDA REFORMA	1	596.88
778-413-009	85218 AVENIDA REFORMA	1	596.88
778-413-010	85222 AVENIDA REFORMA	1	596.88
778-413-011	85226 AVENIDA REFORMA	1	596.88
778-413-012	85225 AVENIDA DEL PRADO	1	596.88
778-413-013	85221 AVENIDA DEL PRADO	1	596.88
778-413-014	85217 AVENIDA DEL PRADO	1	596.88
778-413-015	85213 AVENIDA DEL PRADO	1	596.88
778-413-016	85209 AVENIDA DEL PRADO	1	596.88
778-413-017	85205 AVENIDA DEL PRADO	1	596.88
778-413-018	85201 AVENIDA DEL PRADO	1	596.88
778-413-019	85197 AVENIDA DEL PRADO	1	596.88
778-413-020	85193 AVENIDA DEL PRADO	1	596.88
778-413-021	85189 AVENIDA DEL PRADO	1	596.88
778-413-022	85185 AVENIDA DEL PRADO	1	596.88
778-414-001	85186 AVENIDA DEL PRADO	1	596.88
778-414-002	85190 AVENIDA DEL PRADO	1	596.88
778-414-003	85194 AVENIDA DEL PRADO	1	596.88

CITY OF COACHELLA
 COACHELLA SANITARY DISTRICT
 FISCAL YEAR 2022/2023 PRELIMINARY ROLL

ASSESSOR'S PARCEL NUMBER	SITUS ADDRESS	UNITS	CHARGE
778-414-004	85198 AVENIDA DEL PRADO	1	596.88
778-414-005	85202 AVENIDA DEL PRADO	1	596.88
778-414-006	85206 AVENIDA DEL PRADO	1	596.88
778-414-007	85210 AVENIDA DEL PRADO	1	596.88
778-414-008	85214 AVENIDA DEL PRADO	1	596.88
778-414-009	85218 AVENIDA DEL PRADO	1	596.88
778-414-010	85222 AVENIDA DEL PRADO	1	596.88
778-414-011	85226 AVENIDA DEL PRADO	1	596.88
778-414-012	85230 AVENIDA DEL PRADO	1	596.88
778-414-013	85234 AVENIDA DEL PRADO	1	596.88
778-414-014	85238 AVENIDA DEL PRADO	1	596.88
778-414-015	53780 SHADY LN	1	596.88
778-414-016	53788 SHADY LN	1	596.88
778-414-017	53796 SHADY LN	1	596.88
778-414-018	53804 SHADY LN	1	596.88
778-414-019	NO SITUS AVAILABLE	1	596.88
778-414-020	NO SITUS AVAILABLE	1	596.88
778-414-021	53828 SHADY LN	1	596.88
778-414-022	53836 SHADY LN	1	596.88
778-414-023	53844 SHADY LN	1	596.88
778-414-024	53852 SHADY LN	1	596.88
778-414-025	53860 SHADY LN	1	596.88
778-414-026	53868 SHADY LN	1	596.88
778-414-027	53876 SHADY LN	1	596.88
778-414-028	53884 SHADY LN	1	596.88
778-414-029	53910 SHADY LN	1	596.88
778-414-030	53918 SHADY LN	1	596.88
778-414-031	53926 SHADY LN	1	596.88
778-414-032	53934 SHADY LN	1	596.88
778-414-033	53942 SHADY LN	1	596.88
778-414-034	53950 SHADY LN	1	596.88
778-414-035	53954 SHADY LN	1	596.88
778-414-036	53958 SHADY LN	1	596.88
778-414-037	53962 SHADY LN	1	596.88
778-414-038	53970 SHADY LN	1	596.88
778-415-001	85237 AVENIDA YUCATECO	1	596.88
778-415-002	85233 AVENIDA YUCATECO	1	596.88
778-415-003	53948 CORTE DEL ROBLE	1	596.88
778-415-004	53956 CORTE DEL ROBLE	1	596.88
778-415-005	53964 CORTE DEL ROBLE	1	596.88
778-415-006	53970 CORTE DEL ROBLE	1	596.88
778-430-001	52786 CALLE FLORENA	1	596.88
778-430-002	52774 CALLE FLORENA	1	596.88
778-430-003	52762 CALLE FLORENA	1	596.88
778-430-004	52752 CALLE FLORENA	1	596.88
778-430-005	52740 CALLE FLORENA	1	596.88
778-430-006	52728 CALLE FLORENA	1	596.88
778-430-007	52718 CALLE FLORENA	1	596.88
778-430-008	52706 CALLE FLORENA	1	596.88
778-430-009	52694 CALLE FLORENA	1	596.88
778-430-010	85854 AVENIDA VERONICA	1	596.88
778-430-011	85848 AVENIDA VERONICA	1	596.88
778-430-012	85842 AVENIDA VERONICA	1	596.88
778-430-013	85836 AVENIDA VERONICA	1	596.88
778-430-014	85830 AVENIDA VERONICA	1	596.88
778-430-015	85822 AVENIDA VERONICA	1	596.88
778-430-016	85820 AVENIDA VERONICA	1	596.88
778-430-017	85814 AVENIDA VERONICA	1	596.88
778-430-018	85806 AVENIDA VERONICA	1	596.88
778-430-019	85804 AVENIDA VERONICA	1	596.88
778-430-020	85796 AVENIDA VERONICA	1	596.88
778-430-021	85790 AVENIDA VERONICA	1	596.88
778-430-022	85784 AVENIDA VERONICA	1	596.88
778-430-023	85778 AVENIDA VERONICA	1	596.88
778-430-024	85774 AVENIDA VERONICA	1	596.88
778-431-001	52691 GENOA ST	1	596.88
778-431-002	52705 GENOA ST	1	596.88
778-431-003	52717 GENOA ST	1	596.88
778-431-004	52729 GENOA ST	1	596.88
778-431-005	52739 GENOA ST	1	596.88
778-431-006	52751 GENOA ST	1	596.88
778-431-007	52763 GENOA ST	1	596.88
778-431-008	52775 GENOA ST	1	596.88
778-432-001	85700 AVENIDA ALEENAH	1	596.88
778-432-002	85840 AVENIDA ALEENAH	1	596.88
778-432-003	85852 AVENIDA ALEENAH	1	596.88
778-432-004	52774 GENOA ST	1	596.88
778-432-005	52762 GENOA ST	1	596.88
778-432-006	52750 GENOA ST	1	596.88
778-432-007	52738 GENOA ST	1	596.88
778-432-008	52728 GENOA ST	1	596.88
778-432-009	52716 GENOA ST	1	596.88
778-432-010	85783 AVENIDA VERONICA	1	596.88
778-432-011	85789 AVENIDA VERONICA	1	596.88
778-432-012	85795 AVENIDA VERONICA	1	596.88

CITY OF COACHELLA
 COACHELLA SANITARY DISTRICT
 FISCAL YEAR 2022/2023 PRELIMINARY ROLL

ASSESSOR'S PARCEL NUMBER	SITUS ADDRESS	UNITS	CHARGE
778-432-013	85799 AVENIDA VERONICA	1	596.88
778-432-014	85805 AVENIDA VERONICA	1	596.88
778-432-015	85811 AVENIDA VERONICA	1	596.88
778-432-016	85815 AVENIDA VERONICA	1	596.88
778-432-017	85823 AVENIDA VERONICA	1	596.88
778-432-018	85827 AVENIDA VERONICA	1	596.88
778-432-019	85833 AVENIDA VERONICA	1	596.88
778-432-020	85841 AVENIDA VERONICA	1	596.88
778-432-021	52719 CALLE FLORENA	1	596.88
778-432-022	52731 CALLE FLORENA	1	596.88
778-432-023	52741 CALLE FLORENA	1	596.88
778-432-024	52753 CALLE FLORENA	1	596.88
778-432-025	52765 CALLE FLORENA	1	596.88
778-432-026	52775 CALLE FLORENA	1	596.88
778-432-027	85834 AVENIDA ALEENAH	1	596.88
778-432-028	52774 JULIA CT	1	596.88
778-432-029	52764 JULIA CT	1	596.88
778-432-030	52756 JULIA CT	1	596.88
778-432-031	52748 JULIA CT	1	596.88
778-432-032	52757 JULIA CT	1	596.88
778-432-033	52765 JULIA CT	1	596.88
778-432-034	52775 JULIA CT	1	596.88
778-432-035	85822 AVENIDA ALEENAH	1	596.88
778-432-036	85816 AVENIDA ALEENAH	1	596.88
778-432-037	85810 AVENIDA ALEENAH	1	596.88
778-432-038	85804 AVENIDA ALEENAH	1	596.88
778-432-039	85798 AVENIDA ALEENAH	1	596.88
778-432-040	52774 ADRIANA CT	1	596.88
778-432-041	52764 ADRIANA CT	1	596.88
778-432-042	NO SITUS AVAILABLE	1	596.88
778-432-043	52748 ADRIANA CT	1	596.88
778-432-044	52757 ADRIANA CT	1	596.88
778-432-045	52765 ADRIANA CT	1	596.88
778-432-046	52775 ADRIANA CT	1	596.88
778-432-047	85784 AVENIDA ALEENAH	1	596.88
778-432-048	85776 AVENIDA ALEENAH	1	596.88
778-440-001	85873 AVENIDA RAYLYNN	1	596.88
778-440-002	85867 AVENIDA RAYLYNN	1	596.88
778-440-003	NO SITUS AVAILABLE	1	596.88
778-440-004	85857 AVENIDA RAYLYNN	1	596.88
778-440-005	85851 AVENIDA RAYLYNN	1	596.88
778-440-006	85845 AVENIDA RAYLYNN	1	596.88
778-440-007	85839 AVENIDA RAYLYNN	1	596.88
778-440-008	85833 AVENIDA RAYLYNN	1	596.88
778-440-009	85827 AVENIDA RAYLYNN	1	596.88
778-440-010	85821 AVENIDA RAYLYNN	1	596.88
778-440-011	85815 AVENIDA RAYLYNN	1	596.88
778-440-012	85811 AVENIDA RAYLYNN	1	596.88
778-440-013	85805 AVENIDA RAYLYNN	1	596.88
778-440-014	85799 AVENIDA RAYLYNN	1	596.88
778-440-015	85793 AVENIDA RAYLYNN	1	596.88
778-440-016	85787 AVENIDA RAYLYNN	1	596.88
778-440-017	85781 AVENIDA RAYLYNN	1	596.88
778-440-018	85765 AVENIDA RAYLYNN	1	596.88
778-441-001	52891 GENOA ST	1	596.88
778-441-002	52881 GENOA ST	1	596.88
778-441-003	52869 GENOA ST	1	596.88
778-441-004	52857 GENOA ST	1	596.88
778-441-005	52845 GENOA ST	1	596.88
778-441-006	52833 GENOA ST	1	596.88
778-441-007	52821 GENOA ST	1	596.88
778-441-008	52811 GENOA ST	1	596.88
778-441-009	52805 GENOA ST	1	596.88
778-441-010	52799 GENOA ST	1	596.88
778-441-011	52793 GENOA ST	1	596.88
778-441-012	52787 GENOA ST	1	596.88
778-441-013	52781 GENOA ST	1	596.88
778-442-001	52794 GENOA ST	1	596.88
778-442-002	52798 GENOA ST	1	596.88
778-442-003	52806 GENOA ST	1	596.88
778-442-004	52810 GENOA ST	1	596.88
778-442-005	52822 GENOA ST	1	596.88
778-442-006	52832 GENOA ST	1	596.88
778-442-007	52844 GENOA ST	1	596.88
778-442-008	52856 GENOA ST	1	596.88
778-442-009	52857 CALLE JOYCE	1	596.88
778-442-010	52845 CALLE JOYCE	1	596.88
778-442-011	52831 CALLE JOYCE	1	596.88
778-442-012	52821 CALLE JOYCE	1	596.88
778-442-013	52809 CALLE JOYCE	1	596.88
778-442-014	85794 AVENIDA GRACE	1	596.88
778-442-015	85800 AVENIDA GRACE	1	596.88
778-442-016	85804 AVENIDA GRACE	1	596.88
778-442-017	85812 AVENIDA GRACE	1	596.88
778-442-018	85816 AVENIDA GRACE	1	596.88

CITY OF COACHELLA
 COACHELLA SANITARY DISTRICT
 FISCAL YEAR 2022/2023 PRELIMINARY ROLL

ASSESSOR'S PARCEL NUMBER	SITUS ADDRESS	UNITS	CHARGE
778-442-019	85822 AVENIDA GRACE	1	596.88
778-442-020	85828 AVENIDA GRACE	1	596.88
778-442-021	85834 AVENIDA GRACE	1	596.88
778-442-022	85840 AVENIDA GRACE	1	596.88
778-442-023	85846 AVENIDA GRACE	1	596.88
778-442-024	52813 CALLE FLORENA	1	596.88
778-442-025	52805 CALLE FLORENA	1	596.88
778-442-026	52797 CALLE FLORENA	1	596.88
778-442-027	85785 AVENIDA ALEENAH	1	596.88
778-442-028	85791 AVENIDA ALEENAH	1	596.88
778-442-029	85797 AVENIDA ALEENAH	1	596.88
778-442-030	85805 AVENIDA ALEENAH	1	596.88
778-442-031	85811 AVENIDA ALEENAH	1	596.88
778-442-032	85817 AVENIDA ALEENAH	1	596.88
778-442-033	85821 AVENIDA ALEENAH	1	596.88
778-442-034	85827 AVENIDA ALEENAH	1	596.88
778-442-035	85833 AVENIDA ALEENAH	1	596.88
778-442-036	85839 AVENIDA ALEENAH	1	596.88
778-442-037	85845 AVENIDA ALEENAH	1	596.88
778-443-001	85873 AVENIDA ALEENAH	1	596.88
778-443-002	85861 AVENIDA ALEENAH	1	596.88
778-443-003	85868 AVENIDA GRACE	1	596.88
778-443-004	85874 AVENIDA GRACE	1	596.88
778-444-001	52826 CALLE FLORENA	1	596.88
778-444-002	52838 CALLE FLORENA	1	596.88
778-444-003	52850 CALLE FLORENA	1	596.88
778-445-001	52851 CALLE FLORENA	1	596.88
778-445-002	52839 CALLE FLORENA	1	596.88
778-445-003	52825 CALLE FLORENA	1	596.88
778-445-004	85845 AVENIDA GRACE	1	596.88
778-445-005	85839 AVENIDA GRACE	1	596.88
778-445-006	85833 AVENIDA GRACE	1	596.88
778-445-007	85827 AVENIDA GRACE	1	596.88
778-445-008	85821 AVENIDA GRACE	1	596.88
778-445-009	85815 AVENIDA GRACE	1	596.88
778-445-010	85811 AVENIDA GRACE	1	596.88
778-445-011	85805 AVENIDA GRACE	1	596.88
778-445-012	85806 AVENIDA RAYLYNN	1	596.88
778-445-013	85810 AVENIDA RAYLYNN	1	596.88
778-445-014	85816 AVENIDA RAYLYNN	1	596.88
778-445-015	85822 AVENIDA RAYLYNN	1	596.88
778-445-016	85828 AVENIDA RAYLYNN	1	596.88
778-445-017	85832 AVENIDA RAYLYNN	1	596.88
778-445-018	85840 AVENIDA RAYLYNN	1	596.88
778-445-019	85846 AVENIDA RAYLYNN	1	596.88
778-450-001	52880 CALLE EMELIA	1	596.88
778-450-002	52868 CALLE EMELIA	1	596.88
778-450-003	52856 CALLE EMELIA	1	596.88
778-450-004	52844 CALLE EMELIA	1	596.88
778-450-005	52834 CALLE EMELIA	1	596.88
778-450-006	52822 CALLE EMELIA	1	596.88
778-450-007	52812 CALLE EMELIA	1	596.88
778-450-008	52798 CALLE EMELIA	1	596.88
778-450-009	52788 CALLE EMELIA	1	596.88
778-450-010	52776 CALLE EMELIA	1	596.88
778-450-011	52764 CALLE EMELIA	1	596.88
778-451-001	85965 AVENIDA ALEENAH	1	596.88
778-451-002	85959 AVENIDA ALEENAH	1	596.88
778-451-003	85953 AVENIDA ALEENAH	1	596.88
778-451-004	85947 AVENIDA ALEENAH	1	596.88
778-451-005	85941 AVENIDA ALEENAH	1	596.88
778-451-006	85935 AVENIDA ALEENAH	1	596.88
778-451-007	85929 AVENIDA ALEENAH	1	596.88
778-451-008	85925 AVENIDA ALEENAH	1	596.88
778-451-009	85919 AVENIDA ALEENAH	1	596.88
778-451-010	85913 AVENIDA ALEENAH	1	596.88
778-451-011	85907 AVENIDA ALEENAH	1	596.88
778-451-012	85901 AVENIDA ALEENAH	1	596.88
778-451-013	85897 AVENIDA ALEENAH	1	596.88
778-451-014	85891 AVENIDA ALEENAH	1	596.88
778-451-015	85885 AVENIDA ALEENAH	1	596.88
778-451-016	85879 AVENIDA ALEENAH	1	596.88
778-451-017	85880 AVENIDA GRACE	1	596.88
778-451-018	85886 AVENIDA GRACE	1	596.88
778-451-019	85892 AVENIDA GRACE	1	596.88
778-451-020	85898 AVENIDA GRACE	1	596.88
778-451-021	85902 AVENIDA GRACE	1	596.88
778-451-022	85908 AVENIDA GRACE	1	596.88
778-451-023	85914 AVENIDA GRACE	1	596.88
778-451-024	85920 AVENIDA GRACE	1	596.88
778-451-025	85926 AVENIDA GRACE	1	596.88
778-451-026	85930 AVENIDA GRACE	1	596.88
778-451-027	85936 AVENIDA GRACE	1	596.88
778-451-028	85942 AVENIDA GRACE	1	596.88
778-451-029	85948 AVENIDA GRACE	1	596.88

CITY OF COACHELLA
 COACHELLA SANITARY DISTRICT
 FISCAL YEAR 2022/2023 PRELIMINARY ROLL

ASSESSOR'S PARCEL NUMBER	SITUS ADDRESS	UNITS	CHARGE
778-451-030	85954 AVENIDA GRACE	1	596.88
778-451-031	85960 AVENIDA GRACE	1	596.88
778-451-032	85966 AVENIDA GRACE	1	596.88
778-452-001	85965 AVENIDA GRACE	1	596.88
778-452-002	85959 AVENIDA GRACE	1	596.88
778-452-003	85953 AVENIDA GRACE	1	596.88
778-452-004	85947 AVENIDA GRACE	1	596.88
778-452-005	85941 AVENIDA GRACE	1	596.88
778-452-006	85935 AVENIDA GRACE	1	596.88
778-452-007	85929 AVENIDA GRACE	1	596.88
778-452-008	85925 AVENIDA GRACE	1	596.88
778-452-009	85919 AVENIDA GRACE	1	596.88
778-452-010	85913 AVENIDA GRACE	1	596.88
778-452-011	85907 AVENIDA GRACE	1	596.88
778-452-012	85901 AVENIDA GRACE	1	596.88
778-452-013	85897 AVENIDA GRACE	1	596.88
778-452-014	85891 AVENIDA GRACE	1	596.88
778-452-015	85885 AVENIDA GRACE	1	596.88
778-452-016	85879 AVENIDA GRACE	1	596.88
778-452-017	85878 AVENIDA RAYLYNN	1	596.88
778-452-018	85886 AVENIDA RAYLYNN	1	596.88
778-452-019	85892 AVENIDA RAYLYNN	1	596.88
778-452-020	85898 AVENIDA RAYLYNN	1	596.88
778-452-021	85902 AVENIDA RAYLYNN	1	596.88
778-452-022	85908 AVENIDA RAYLYNN	1	596.88
778-452-023	85914 AVENIDA RAYLYNN	1	596.88
778-452-024	85920 AVENIDA RAYLYNN	1	596.88
778-452-025	85926 AVENIDA RAYLYNN	1	596.88
778-452-026	85930 AVENIDA RAYLYNN	1	596.88
778-452-027	85936 AVENIDA RAYLYNN	1	596.88
778-452-028	85942 AVENIDA RAYLYNN	1	596.88
778-452-029	85948 AVENIDA RAYLYNN	1	596.88
778-452-030	85954 AVENIDA RAYLYNN	1	596.88
778-452-031	85960 AVENIDA RAYLYNN	1	596.88
778-452-032	85966 AVENIDA RAYLYNN	1	596.88
778-453-001	85965 AVENIDA RAYLYNN	1	596.88
778-453-002	85959 AVENIDA RAYLYNN	1	596.88
778-453-003	85953 AVENIDA RAYLYNN	1	596.88
778-453-004	85947 AVENIDA RAYLYNN	1	596.88
778-453-005	85941 AVENIDA RAYLYNN	1	596.88
778-453-006	85935 AVENIDA RAYLYNN	1	596.88
778-453-007	85929 AVENIDA RAYLYNN	1	596.88
778-453-008	85925 AVENIDA RAYLYNN	1	596.88
778-453-009	85919 AVENIDA RAYLYNN	1	596.88
778-453-010	85913 AVENIDA RAYLYNN	1	596.88
778-453-011	85907 AVENIDA RAYLYNN	1	596.88
778-453-012	85901 AVENIDA RAYLYNN	1	596.88
778-453-013	85897 AVENIDA RAYLYNN	1	596.88
778-453-014	85891 AVENIDA RAYLYNN	1	596.88
778-453-015	85885 AVENIDA RAYLYNN	1	596.88
778-453-016	85879 AVENIDA RAYLYNN	1	596.88
778-460-001	52043 GENOA DR	1	596.88
778-460-002	52065 GENOA DR	1	596.88
778-460-003	52091 GENOA DR	1	596.88
778-460-004	52117 GENOA DR	1	596.88
778-460-005	52143 GENOA DR	1	596.88
778-460-006	52171 GENOA DR	1	596.88
778-460-007	52118 CHANNING CT	1	596.88
778-460-008	52082 CHANNING CT	1	596.88
778-460-009	52066 CHANNING CT	1	596.88
778-460-010	52065 CHANNING CT	1	596.88
778-460-011	52081 CHANNING CT	1	596.88
778-460-012	52117 CHANNING CT	1	596.88
778-460-013	52143 CHANNING CT	1	596.88
778-460-014	52171 CHANNING CT	1	596.88
778-460-015	52193 CHANNING CT	1	596.88
778-460-016	52215 GENOA DR	1	596.88
778-460-017	52239 GENOA DR	1	596.88
778-460-018	52261 GENOA DR	1	596.88
778-461-001	52044 GENOA DR	1	596.88
778-461-002	52066 GENOA DR	1	596.88
778-461-003	52088 GENOA DR	1	596.88
778-461-004	52112 GENOA DR	1	596.88
778-461-005	52134 GENOA DR	1	596.88
778-461-006	85428 AVENIDA MARIA	1	596.88
778-461-007	85440 AVENIDA MARIA	1	596.88
778-461-008	85450 AVENIDA MARIA	1	596.88
778-461-009	85462 AVENIDA MARIA	1	596.88
778-461-010	85474 AVENIDA MARIA	1	596.88
778-461-011	52133 CALLE DANIELLE	1	596.88
778-461-012	52111 CALLE DANIELLE	1	596.88
778-461-013	52087 CALLE DANIELLE	1	596.88
778-461-014	52065 CALLE DANIELLE	1	596.88
778-461-015	85486 AVENIDA CRYSTAL	1	596.88
778-461-016	85498 AVENIDA CRYSTAL	1	596.88

CITY OF COACHELLA
 COACHELLA SANITARY DISTRICT
 FISCAL YEAR 2022/2023 PRELIMINARY ROLL

ASSESSOR'S PARCEL NUMBER	SITUS ADDRESS	UNITS	CHARGE
778-461-017	85508 AVENIDA CRYSTAL	1	596.88
778-461-018	85520 AVENIDA CRYSTAL	1	596.88
778-461-019	85530 AVENIDA CRYSTAL	1	596.88
778-461-020	85542 AVENIDA CRYSTAL	1	596.88
778-461-021	85554 AVENIDA CRYSTAL	1	596.88
778-461-022	85566 AVENIDA CRYSTAL	1	596.88
778-461-023	85578 AVENIDA CRYSTAL	1	596.88
778-461-026	52102 CALLE ANABELLA	1	596.88
778-461-027	52124 CALLE ANABELLA	1	596.88
778-461-028	52148 CALLE ANABELLA	1	596.88
778-461-029	52170 CALLE ANABELLA	1	596.88
778-461-032	85586 AVENIDA CRYSTAL	1	596.88
778-461-033	52080 CALLE ANABELLA	1	596.88
778-462-001	85567 AVENIDA CRYSTAL	1	596.88
778-462-002	85555 AVENIDA CRYSTAL	1	596.88
778-462-003	85543 AVENIDA CRYSTAL	1	596.88
778-462-004	85533 AVENIDA CRYSTAL	1	596.88
778-462-005	85521 AVENIDA CRYSTAL	1	596.88
778-462-006	85509 AVENIDA CRYSTAL	1	596.88
778-462-007	85497 AVENIDA CRYSTAL	1	596.88
778-462-008	85498 AVENIDA MARIA	1	596.88
778-462-009	85508 AVENIDA MARIA	1	596.88
778-462-010	85522 AVENIDA MARIA	1	596.88
778-462-011	85532 AVENIDA MARIA	1	596.88
778-462-012	85544 AVENIDA MARIA	1	596.88
778-462-013	85556 AVENIDA MARIA	1	596.88
778-462-014	85568 AVENIDA MARIA	1	596.88
778-463-001	85401 AVENIDA MARIA	1	596.88
778-463-002	85413 AVENIDA MARIA	1	596.88
778-463-003	85425 AVENIDA MARIA	1	596.88
778-463-004	85437 AVENIDA MARIA	1	596.88
778-463-005	85449 AVENIDA MARIA	1	596.88
778-463-006	85461 AVENIDA MARIA	1	596.88
778-463-007	85473 AVENIDA MARIA	1	596.88
778-463-008	85485 AVENIDA MARIA	1	596.88
778-463-009	85495 AVENIDA MARIA	1	596.88
778-463-010	85507 AVENIDA MARIA	1	596.88
778-463-011	85519 AVENIDA MARIA	1	596.88
778-463-012	85531 AVENIDA MARIA	1	596.88
778-463-013	85541 AVENIDA MARIA	1	596.88
778-463-014	85553 AVENIDA MARIA	1	596.88
778-463-015	85565 AVENIDA MARIA	1	596.88
778-463-016	85577 AVENIDA MARIA	1	596.88
778-463-017	85589 AVENIDA MARIA	1	596.88
778-470-001	52223 CALLE ALICIA	1	596.88
778-470-002	52245 CALLE ALICIA	1	596.88
778-470-003	52267 CALLE ALICIA	1	596.88
778-470-004	52289 CALLE ALICIA	1	596.88
778-470-005	523130 CALLE ALICIA	1	596.88
778-470-006	52335 CALLE ALICIA	1	596.88
778-470-007	52357 CALLE ALICIA	1	596.88
778-470-008	52379 CALLE ALICIA	1	596.88
778-470-009	52401 CALLE ALICIA	1	596.88
778-470-010	52425 CALLE ALICIA	1	596.88
778-470-011	52447 CALLE ALICIA	1	596.88
778-470-012	85603 AVENIDA NICOLE	1	596.88
778-470-013	85625 AVENIDA NICOLE	1	596.88
778-470-014	85637 AVENIDA NICOLE	1	596.88
778-470-015	85651 AVENIDA NICOLE	1	596.88
778-470-016	85663 AVENIDA NICOLE	1	596.88
778-470-017	85671 AVENIDA NICOLE	1	596.88
778-470-018	85685 AVENIDA NICOLE	1	596.88
778-470-019	85697 AVENIDA NICOLE	1	596.88
778-470-020	85701 AVENIDA NICOLE	1	596.88
778-471-001	85725 HUXLEY CT	1	596.88
778-471-002	85735 HUXLEY CT	1	596.88
778-471-003	85747 HUXLEY CT	1	596.88
778-471-004	85740 HUXLEY CT	1	596.88
778-471-005	52402 MICHELLE DR	1	596.88
778-471-006	52380 MICHELLE DR	1	596.88
778-471-007	52358 MICHELLE DR	1	596.88
778-471-008	52334 MICHELLE DR	1	596.88
778-471-009	52312 MICHELLE DR	1	596.88
778-471-010	52290 MICHELLE DR	1	596.88
778-471-011	52268 MICHELLE DR	1	596.88
778-471-012	52246 MICHELLE DR	1	596.88
778-471-013	85718 MICHELLE DR	1	596.88
778-471-014	85710 MICHELLE DR	1	596.88
778-471-015	85702 MICHELLE DR	1	596.88
778-471-016	85688 MICHELLE DR	1	596.88
778-471-017	85676 MICHELLE DR	1	596.88
778-471-018	85664 MICHELLE DR	1	596.88
778-471-019	85652 MICHELLE DR	1	596.88
778-471-020	85640 MICHELLE DR	1	596.88
778-471-021	85632 MICHELLE DR	1	596.88

CITY OF COACHELLA
 COACHELLA SANITARY DISTRICT
 FISCAL YEAR 2022/2023 PRELIMINARY ROLL

ASSESSOR'S PARCEL NUMBER	SITUS ADDRESS	UNITS	CHARGE
778-472-001	85625 MICHELLE DR	1	596.88
778-472-002	85637 MICHELLE DR	1	596.88
778-472-003	85651 MICHELLE DR	1	596.88
778-472-004	85663 MICHELLE DR	1	596.88
778-472-005	85675 MICHELLE DR	1	596.88
778-472-006	85683 MICHELLE DR	1	596.88
778-472-007	85697 MICHELLE DR	1	596.88
778-472-008	52289 MICHELLE DR	1	596.88
778-472-009	52313 MICHELLE DR	1	596.88
778-472-010	52335 MICHELLE DR	1	596.88
778-472-011	52357 MICHELLE DR	1	596.88
778-472-012	52379 MICHELLE DR	1	596.88
778-472-013	52401 MICHELLE DR	1	596.88
778-472-014	85688 AVENIDA NICOLE	1	596.88
778-472-015	85676 AVENIDA NICOLE	1	596.88
778-472-016	52368 CATARINA CT	1	596.88
778-472-017	52346 CATARINA CT	1	596.88
778-472-018	52324 CATARINA CT	1	596.88
778-472-019	52292 CATARINA CT	1	596.88
778-472-020	52291 CATARINA CT	1	596.88
778-472-021	52323 CATARINA CT	1	596.88
778-472-022	52345 CATARINA CT	1	596.88
778-472-023	52367 CATARINA CT	1	596.88
778-472-024	85654 AVENIDA NICOLE	1	596.88
778-472-025	85642 AVENIDA NICOLE	1	596.88
778-472-026	52402 CALLE ALICIA	1	596.88
778-472-027	52380 CALLE ALICIA	1	596.88
778-472-028	52358 CALLE ALICIA	1	596.88
778-472-029	52334 CALLE ALICIA	1	596.88
778-472-030	52312 CALLE ALICIA	1	596.88
778-472-031	52290 CALLE ALICIA	1	596.88
779-260-019	83265 AVENUE 50 ST	1	596.88
779-260-001	50214 SAN SOLANO RD	1	596.88
779-260-002	50188 SAN SOLANO RD	1	596.88
779-260-003	50162 SAN SOLANO RD	1	596.88
779-260-004	50136 SAN SOLANO RD	1	596.88
779-260-005	50110 SAN SOLANO RD	1	596.88
779-260-006	50084 SAN SOLANO RD	1	596.88
779-260-007	50058 SAN SOLANO RD	1	596.88
779-260-008	50032 SAN SOLANO RD	1	596.88
779-260-009	83464 SAN REY DR	1	596.88
779-260-010	83458 SAN REY DR	1	596.88
779-261-001	50031 SAN SOLANO RD	1	596.88
779-261-002	50057 SAN SOLANO RD	1	596.88
779-261-003	50083 SAN SOLANO RD	1	596.88
779-261-004	50109 SAN SOLANO RD	1	596.88
779-261-005	50135 SAN SOLANO RD	1	596.88
779-261-006	50161 SAN SOLANO RD	1	596.88
779-261-007	50187 SAN SOLANO RD	1	596.88
779-261-008	50213 SAN SOLANO RD	1	596.88
779-261-009	50239 SAN SOLANO RD	1	596.88
779-261-010	50238 SAN CAPISTRANO DR	1	596.88
779-261-011	50212 SAN CAPISTRANO DR	1	596.88
779-261-012	50186 SAN CAPISTRANO DR	1	596.88
779-261-013	50160 SAN CAPISTRANO DR	1	596.88
779-261-014	50134 SAN CAPISTRANO DR	1	596.88
779-261-015	50108 SAN CAPISTRANO DR	1	596.88
779-261-016	50082 SAN CAPISTRANO DR	1	596.88
779-261-017	50056 SAN CAPISTRANO DR	1	596.88
779-261-018	50030 SAN CAPISTRANO DR	1	596.88
779-262-001	50029 SAN CAPISTRANO DR	1	596.88
779-262-002	50055 SAN CAPISTRANO DR	1	596.88
779-262-003	50081 SAN CAPISTRANO DR	1	596.88
779-262-004	50107 SAN CAPISTRANO DR	1	596.88
779-262-005	50133 SAN CAPISTRANO DR	1	596.88
779-262-006	50159 SAN CAPISTRANO DR	1	596.88
779-262-007	50185 SAN CAPISTRANO DR	1	596.88
779-262-008	50211 SAN CAPISTRANO DR	1	596.88
779-262-009	50237 SAN CAPISTRANO DR	1	596.88
779-262-010	50236 CALLE TOLOSA	1	596.88
779-262-011	50210 CALLE TOLOSA	1	596.88
779-262-012	50184 CALLE TOLOSA	1	596.88
779-262-013	50158 CALLE TOLOSA	1	596.88
779-262-014	50132 CALLE TOLOSA	1	596.88
779-262-015	50106 CALLE TOLOSA	1	596.88
779-262-016	50080 CALLE TOLOSA	1	596.88
779-262-017	50054 CALLE TOLOSA	1	596.88
779-262-018	50028 CALLE TOLOSA	1	596.88
779-263-001	83446 SAN REY DR	1	596.88
779-263-003	83432 SAN REY DR	1	596.88
779-263-004	50001 CALLE TOLOSA	1	596.88
779-263-005	50027 CALLE TOLOSA	1	596.88
779-263-006	50053 CALLE TOLOSA	1	596.88
779-263-007	50079 CALLE TOLOSA	1	596.88
779-263-008	50105 CALLE TOLOSA	1	596.88

CITY OF COACHELLA
 COACHELLA SANITARY DISTRICT
 FISCAL YEAR 2022/2023 PRELIMINARY ROLL

ASSESSOR'S PARCEL NUMBER	SITUS ADDRESS	UNITS	CHARGE
779-263-009	50131 CALLE TOLOSA	1	596.88
779-263-010	50157 CALLE TOLOSA	1	596.88
779-263-011	50183 CALLE TOLOSA	1	596.88
779-263-012	50209 CALLE TOLOSA	1	596.88
779-263-013	50235 CALLE TOLOSA	1	596.88
779-290-001	50265 SAN SOLANO RD	1	596.88
779-290-002	50291 SAN SOLANO RD	1	596.88
779-290-003	50317 SAN SOLANO RD	1	596.88
779-290-004	50343 SAN SOLANO RD	1	596.88
779-290-005	50369 SAN SOLANO RD	1	596.88
779-290-006	50395 SAN SOLANO RD	1	596.88
779-290-007	50394 SAN CAPISTRANO DR	1	596.88
779-290-008	50368 SAN CAPISTRANO DR	1	596.88
779-290-009	50342 SAN CAPISTRANO DR	1	596.88
779-290-010	50316 SAN CAPISTRANO DR	1	596.88
779-290-011	50290 SAN CAPISTRANO DR	1	596.88
779-290-012	50264 SAN CAPISTRANO DR	1	596.88
779-291-001	50263 SAN CAPISTRANO DR	1	596.88
779-291-002	50289 SAN CAPISTRANO DR	1	596.88
779-291-003	50315 SAN CAPISTRANO DR	1	596.88
779-291-004	50341 SAN CAPISTRANO DR	1	596.88
779-291-005	50367 SAN CAPISTRANO DR	1	596.88
779-291-006	50393 SAN CAPISTRANO DR	1	596.88
779-291-007	50392 CALLE TOLOSA	1	596.88
779-291-008	50366 CALLE TOLOSA	1	596.88
779-291-009	50340 CALLE TOLOSA	1	596.88
779-291-010	50314 CALLE TOLOSA	1	596.88
779-291-011	50288 CALLE TOLOSA	1	596.88
779-291-012	50262 CALLE TOLOSA	1	596.88
779-292-001	50287 CALLE TOLOSA	1	596.88
779-292-002	50313 CALLE TOLOSA	1	596.88
779-292-003	50339 CALLE TOLOSA	1	596.88
779-292-004	50365 CALLE TOLOSA	1	596.88
779-292-005	50391 CALLE TOLOSA	1	596.88
779-292-006	50390 SOLEDAD PL	1	596.88
779-292-007	50364 SOLEDAD PL	1	596.88
779-292-008	50338 SOLEDAD PL	1	596.88
779-292-009	50312 SOLEDAD PL	1	596.88
779-292-010	50286 SOLEDAD PL	1	596.88
779-293-001	83418 SANTO LN	1	596.88
779-293-002	83412 SANTO LN	1	596.88
779-293-003	83406 SANTO LN	1	596.88
779-293-004	50363 SOLEDAD PL	1	596.88
779-293-005	50389 SOLEDAD PL	1	596.88
779-293-006	83392 SAN ASIS DR	1	596.88
779-293-007	83386 SAN ASIS DR	1	596.88
779-293-008	83380 SAN ASIS DR	1	596.88
779-293-009	83379 SAN ASIS DR	1	596.88
779-293-010	83385 SAN ASIS DR	1	596.88
779-293-011	83391 SAN ASIS DR	1	596.88
779-293-012	83397 SAN ASIS DR	1	596.88
779-293-013	83405 SAN ASIS DR	1	596.88
779-293-014	83411 SAN ASIS DR	1	596.88
779-293-015	83417 SAN ASIS DR	1	596.88
779-293-016	83425 SAN ASIS DR	1	596.88
779-293-017	83431 SAN ASIS DR	1	596.88
779-293-018	83437 SAN ASIS DR	1	596.88
779-293-019	83445 SAN ASIS DR	1	596.88
779-293-020	83451 SAN ASIS DR	1	596.88
779-293-021	83457 SAN ASIS DR	1	596.88
779-293-022	83465 SAN ASIS DR	1	596.88
779-293-023	83471 SAN ASIS DR	1	596.88
779-293-024	50292 SAN SOLANO RD	1	596.88
779-293-025	50266 SAN SOLANO RD	1	596.88
779-293-026	50240 SAN SOLANO RD	1	596.88
780-350-003	83054 55TH AVE	1	596.88
780-370-001	55050 RUE MARANDE	1	596.88
780-370-002	83091 55TH AVE	1	596.88
780-370-003	83092 ROSA AVE	1	596.88
780-370-010	83155 55TH AVE	1	596.88
780-370-011	83175 55TH AVE	1	596.88
780-371-003	83111 ROSA ST	1	596.88
780-371-007	83209 ROSA AVE	1	596.88
780-372-001	55110 JACKSON ST	1	596.88
780-380-001	83480 ELLA AVE	1	596.88
780-380-002	83440 ELLA AVE	1	596.88
780-380-003	83420 ELLA AVE	1	596.88
780-380-004	83400 ELLA AVE	1	596.88
780-380-005	83380 ELLA AVE	1	596.88
780-380-008	83320 ELLA AVE	1	596.88
780-380-009	83300 ELLA AVE	1	596.88
780-380-010	83280 ELLA AVE	1	596.88
780-380-011	55400 CECIL ST	1	596.88
780-380-012	83305 ROSA AVE	1	596.88
780-380-013	83325 ROSA AVE	1	596.88

CITY OF COACHELLA
 COACHELLA SANITARY DISTRICT
 FISCAL YEAR 2022/2023 PRELIMINARY ROLL

ASSESSOR'S PARCEL NUMBER	SITUS ADDRESS	UNITS	CHARGE
780-380-014	83345 ROSA AVE	1	596.88
780-380-015	83365 ROSA AVE	1	596.88
780-380-016	83385 ROSA AVE	1	596.88
780-380-017	83395 ROSA AVE	1	596.88
780-380-018	83415 ROSA AVE	1	596.88
780-380-019	83445 ROSA AVE	1	596.88
780-380-020	83475 ROSA AVE	1	596.88
780-381-001	83265 ROSA AVE	1	596.88
780-381-002	83260 ELLA AVE	1	596.88
780-382-001	83480 ROSA AVE	1	596.88
780-382-002	83440 ROSA AVE	1	596.88
780-382-003	83420 ROSA AVE	1	596.88
780-382-004	83400 ROSA AVE	1	596.88
780-382-005	83380 ROSA AVE	1	596.88
780-382-006	83360 ROSA AVE	1	596.88
780-382-007	83340 ROSA AVE	1	596.88
780-382-008	83320 ROSA AVE	1	596.88
780-382-009	83300 ROSA AVE	1	596.88
780-382-010	83280 ROSA AVE	1	596.88
780-382-017	55021 CALHOUN ST	1	596.88
780-383-001	83260 ROSA AVE	1	596.88
780-390-001	55160 JACKSON ST	1	596.88
780-390-002	83060 ELLA AVE	1	596.88
780-391-001	83100 ELLA AVE	1	596.88
780-391-002	83110 ELLA AVE	1	596.88
780-391-003	83120 ELLA AVE	1	596.88
780-391-004	83130 ELLA AVE	1	596.88
780-391-005	83140 ELLA AVE	1	596.88
780-391-006	83150 ELLA AVE	1	596.88
780-391-007	83160 ELLA AVE	1	596.88
780-391-008	83170 ELLA AVE	1	596.88
780-391-009	83180 ELLA AVE	1	596.88
780-391-010	83190 ELLA AVE	1	596.88
780-392-001	83050 RUE PARAY	1	596.88
780-392-002	55401 RUE MARANDE	1	596.88
780-392-003	55351 RUE MARANDE	1	596.88
780-392-004	55301 RUE MARANDE	1	596.88
780-392-005	55251 RUE MARANDE	1	596.88
780-392-006	83055 ELLA AVE	1	596.88
780-392-008	55200 JACKSON ST	1	596.88
780-392-009	55350 JACKSON ST	1	596.88
780-392-011	55400 JACKSON ST	1	596.88
780-392-012	55450 JACKSON ST	1	596.88
780-393-001	83103 RUE PARAY	1	596.88
780-393-002	83085 RUE PARAY	1	596.88
780-393-003	83065 RUE PARAY	1	596.88
780-393-004	55300 JACKSON ST	1	596.88
780-393-005	83115 RUE PARAY	1	596.88
780-393-006	83135 RUE PARAY	1	596.88
780-393-007	83155 RUE PARAY	1	596.88
780-393-008	83175 RUE PARAY	1	596.88
780-393-009	83195 RUE PARAY	1	596.88
780-393-010	83205 RUE PARAY	1	596.88
780-393-011	83215 RUE PARAY	1	596.88
780-394-001	83220 RUE PARAY	1	596.88
780-394-002	83210 RUE PARAY	1	596.88
780-394-003	83184 RUE PARAY	1	596.88
780-394-004	83166 RUE PARAY	1	596.88
780-394-006	83124 RUE PARAY	1	596.88
780-394-007	83106 RUE PARAY	1	596.88
780-394-008	83185 RUE CHATEAU	1	596.88
780-394-009	83175 RUE CHATEAU	1	596.88
780-394-010	83165 RUE CHATEAU	1	596.88
780-394-011	83155 RUE CHATEAU	1	596.88
780-394-012	83145 RUE CHATEAU	1	596.88
780-394-013	83135 RUE CHATEAU	1	596.88
780-394-014	55297 RUE MONTIGNY	1	596.88
780-394-015	55275 RUE MONTIGNY	1	596.88
780-394-016	55227 RUE MONTIGNY	1	596.88
780-394-017	55205 RUE MONTIGNY	1	596.88
780-394-018	83115 ELLA ST	1	596.88
780-394-019	55200 RUE MARANDE	1	596.88
780-394-020	55220 RUE MARANDE	1	596.88
780-394-021	55300 RUE MARANDE	1	596.88
780-394-022	55350 RUE MARANDE	1	596.88
780-394-023	55400 RUE MARANDE	1	596.88
780-394-024	55450 RUE MARANDE	1	596.88
780-395-001	55190 RUE MONTIGNY	1	596.88
780-395-003	83130 RUE CHATEAU	1	596.88
780-395-004	83142 RUE CHATEAU	1	596.88
780-395-005	83146 RUE MARLENE	1	596.88
780-395-006	83162 RUE MARLENE	1	596.88
780-395-008	83180 RUE CHATEAU	1	596.88
780-395-010	55225 RUE MARNE	1	596.88
780-395-011	83185 ELLA AVE	1	596.88

CITY OF COACHELLA
 COACHELLA SANITARY DISTRICT
 FISCAL YEAR 2022/2023 PRELIMINARY ROLL

ASSESSOR'S PARCEL NUMBER	SITUS ADDRESS	UNITS	CHARGE
780-395-012	83177 ELLA AVE	1	596.88
780-395-013	83167 ELLA AVE	1	596.88
780-395-014	83157 ELLA AVE	1	596.88
780-395-015	83147 ELLA AVE	1	596.88
780-396-001	55230 RUE MARNE	1	596.88
780-396-002	55260 RUE MARNE	1	596.88
780-396-003	55310 RUE MARNE	1	596.88
780-396-004	55360 RUE MARNE	1	596.88
780-396-005	55440 RUE MARNE	1	596.88
780-396-006	55480 RUE MARNE	1	596.88
780-410-001	55520 JACKSON ST	1	596.88
780-410-002	83050 ALVARADO AVE	1	596.88
780-410-003	83060 ALVARADO AVE	1	596.88
780-410-004	83070 ALVARADO AVE	1	596.88
780-410-005	83080 ALVARADO AVE	1	596.88
780-410-006	83090 ALVARADO AVE	1	596.88
780-410-007	83100 ALVARADO AVE	1	596.88
780-410-008	83110 ALVARADO AVE	1	596.88
780-410-009	83120 ALVARADO AVE	1	596.88
780-410-010	83130 ALVARADO AVE	1	596.88
780-410-011	83140 ALVARADO AVE	1	596.88
780-410-012	83150 ALVARADO AVE	1	596.88
780-410-013	83160 ALVARADO AVE	1	596.88
780-410-014	83170 ALVARADO AVE	1	596.88
780-410-015	83180 ALVARADO AVE	1	596.88
780-411-001	55750 JACKSON ST	1	596.88
780-411-002	55720 JACKSON ST	1	596.88
780-411-003	55670 JACKSON ST	1	596.88
780-411-004	55650 JACKSON ST	1	596.88
780-411-005	55600 JACKSON ST	1	596.88
780-411-006	55520 WADE ST	1	596.88
780-411-007	55540 WADE ST	1	596.88
780-411-009	55580 WADE ST	1	596.88
780-411-010	83045 ALVARADO AVE	1	596.88
780-411-011	55560 JACKSON ST	1	596.88
780-411-015	55633 SUN SWEPT ST	1	596.88
780-411-016	55657 SUN SWEPT ST	1	596.88
780-411-017	55681 SUN SWEPT ST	1	596.88
780-411-018	55705 SUN SWEPT ST	1	596.88
780-411-019	55729 SUN SWEPT ST	1	596.88
780-411-020	55620 WADE ST	1	596.88
780-411-021	55644 WADE ST	1	596.88
780-411-022	55668 WADE ST	1	596.88
780-411-023	55692 WADE ST	1	596.88
780-412-001	83175 ALVARADO AVE	1	596.88
780-412-002	83165 ALVARADO AVE	1	596.88
780-412-003	83155 ALVARADO AVE	1	596.88
780-412-004	83145 ALVARADO AVE	1	596.88
780-412-005	83135 ALVARADO AVE	1	596.88
780-412-006	83125 ALVARADO AVE	1	596.88
780-412-007	83115 ALVARADO AVE	1	596.88
780-412-008	83105 ALVARADO AVE	1	596.88
780-412-009	83095 ALVARADO AVE	1	596.88
780-412-010	83085 ALVARADO AVE	1	596.88
780-412-011	83075 ALVARADO AVE	1	596.88
780-412-012	83076 MAJENTA LN	1	596.88
780-412-013	83086 MAJENTA LN	1	596.88
780-412-014	83096 MAJENTA LN	1	596.88
780-412-015	83106 MAJENTA LN	1	596.88
780-412-016	83116 MAJENTA LN	1	596.88
780-412-017	83126 MAJENTA LN	1	596.88
780-412-018	83136 MAJENTA LN	1	596.88
780-412-019	83146 MAJENTA LN	1	596.88
780-412-020	83156 MAJENTA LN	1	596.88
780-412-021	83166 MAJENTA LN	1	596.88
780-412-022	83176 MAJENTA LN	1	596.88
780-413-001	83074 PERSIMMON LN	1	596.88
780-413-002	83084 PERSIMMON LN	1	596.88
780-413-003	83094 PERSIMMON LN	1	596.88
780-413-004	83104 PERSIMMON LN	1	596.88
780-413-005	83114 PERSIMMON LN	1	596.88
780-413-006	83124 PERSIMMON LN	1	596.88
780-413-007	83134 PERSIMMON LN	1	596.88
780-413-008	83144 PERSIMMON LN	1	596.88
780-413-009	83154 PERSIMMON LN	1	596.88
780-413-010	83164 PERSIMMON LN	1	596.88
780-413-011	83174 PERSIMMON LN	1	596.88
780-413-012	83184 PERSIMMON LN	1	596.88
780-420-002	55790 JACKSON ST	1	596.88

Summary Fields	Value
Count Parcels	6,879
CHARGE total sum:	\$4,106,534.40



Order Confirmation for Ad #: 0005327285

Customer: CITY OF COACHELLA - LEGALS
Address: SBDC
 COACHELLA CA 92236 USA
Acct. #: TDS-CIT054
Phone: 7603982503

 CITY OF COACHELLA - LEGALS
Ordered By: Elsa Corona

OrderStart Date: 07/13/2022

Order End Date: 07/20/2022

<u>Tear Sheets</u>	<u>Affidavits</u>	<u>Blind Box</u>	<u>Promo Type</u>	<u>Materials</u>	<u>Special Pricing</u>	<u>Size</u>
0	1					2 X 35.00

<u>Net Amount</u>	<u>Tax Amount</u>	<u>Total Amount</u>	<u>Payment Method</u>	<u>Payment Amount</u>	<u>Amount Due</u>
\$314.60	\$0.00	\$314.60	Invoice	\$0.00	\$314.60

Ad Order Notes:

Sales Rep: sboland

Order Taker: sboland

Order Created 07/05/2022

Product	# Ins	Start Date	End Date
TDS-DesertSun.com	2	07/13/2022	07/20/2022
07-13-22, 07-20-22, TDS-The Desert Sun	2	07/13/2022	07/20/2022
07-13-22, 07-20-22,			

* ALL TRANSACTIONS CONSIDERED PAID IN FULL UPON CLEARANCE OF FINANCIAL INSTITUTION

Text of Ad: 07/05/2022

CITY OF COACHELLA
 PUBLIC HEARING NOTICE OF
 SANITARY SEWER RATE CHARGES
 TO BE PLACED ON THE RIVERSIDE COUNTY TAX ROLL

This meeting will be conducted by teleconference as provided in the meeting agenda and in-person with public access at Coachella City Hall, Council Chamber 1515 Sixth Street, Coachella, CA.

NOTICE IS HEREBY GIVEN that the Coachella Sanitary District proposes to place Fiscal Year 2022/2023 Residential Sanitary Sewer rate charges on the Riverside County tax roll for the forthcoming fiscal year. A report describing each parcel subject to the charges, and the proposed assessments to be imposed on such parcels, has been filed with the City Clerk and is available for review; residential sanitary sewer rates are available for review on the city's website www.coachella.org.

On Wednesday, July 27, 2022, the City Council will hold a public hearing to receive public comments, hear and consider all testimony at the City of Coachella Council Meeting. Written comments can be submitted by email cityclerk@coachella.org or by leaving a message at (760) 262-6240 before 6:00 p.m. on the day of the meeting. Comments will be read into the record.

Said meeting will be available to the public live through the City's website at www.coachella.org.

Questions regarding the public hearing or the Fiscal Year 2022/2023 Residential Sanitary Sewer assessments should be directed to the Utilities Manager at (760) 501-8100.

Please send written comments to:
 City of Coachella Utilities Department
 Attn: Utilities Manager
 53-462 Enterprise Way
 Coachella, CA 92236

Published: 7/13, 7/20/22